

To: Board of Directors  
From: C. Sedoryk, General Manager/CEO  
Subject: Monthly Report – June 2016

Attached is a summary of monthly performance statistics for the Transportation, Maintenance, and Administration departments for June 2016 (Attachments 1-6). The status of MST's achievement of performance goals for the fiscal year ending June 30, 2015, is included in Attachment 5. The enclosed reports show that MST completed a third consecutive year of increased ridership due to both the improving local economy and innovative partnerships with our stakeholders. For the fiscal year end, MST improved performance in all of its relevant performance area indicators: safety, service, reliability, and finance, and stayed within acceptable performance parameters.

On June 18th I attended meetings of the APTA Executive Committee and Board of Directors in Phoenix AZ, which were held in conjunction with the APTA Rail Conference.

Attachment #1 – Dashboard Performance Statistics

Attachment #2 – Operations Dept. Report – June 2015

Attachment #3 – Facilities & Maintenance Dept. Report – June 2015

Attachment #4 – Administration Dept. Report – June 2015

Attachment #5 – Status Update on FY 2015 Action Plan

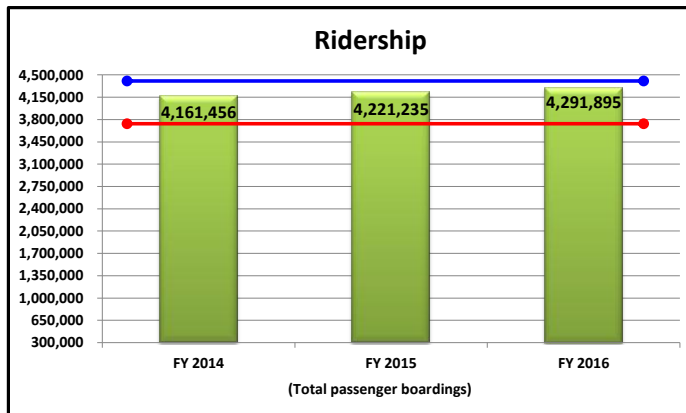
Attachment #6 – 2015 Performance Goals Progress

A complete detail of Monthly Performance Statistics can be viewed within the GM Report at <http://www.mst.org/about-mst/board-of-directors/board-meetings/>

Prepared by: 

**Blank Page**

**MST Fixed Route**  
**YTD Dashboard Performance Comparative Statistics**  
**Months of July - June**  
**Fiscal Years 2014-2016**

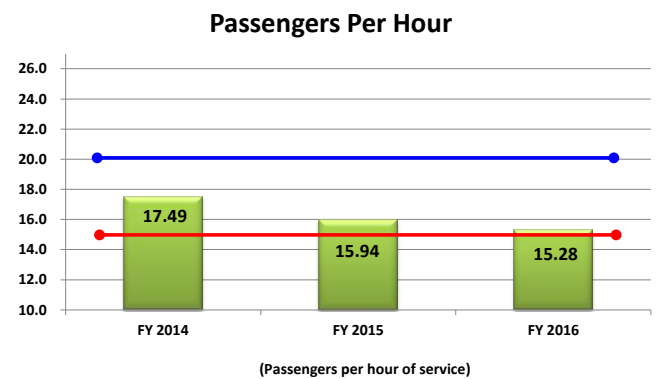


**Goal = 4,305,660 passengers**

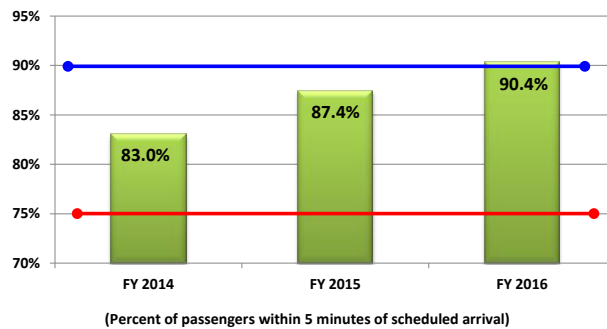
**Minimum = 3,799,112 passengers**

**Goal = 20 passengers p/h**

**Minimum = 15 passengers p/h**



**On Time Performance**

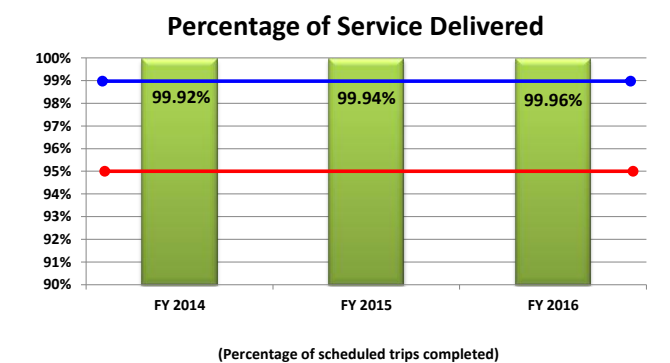


**Goal = 90% on time**

**Minimum = 75% on time**

**Goal = 99% completed**

**Minimum = 95% completed**

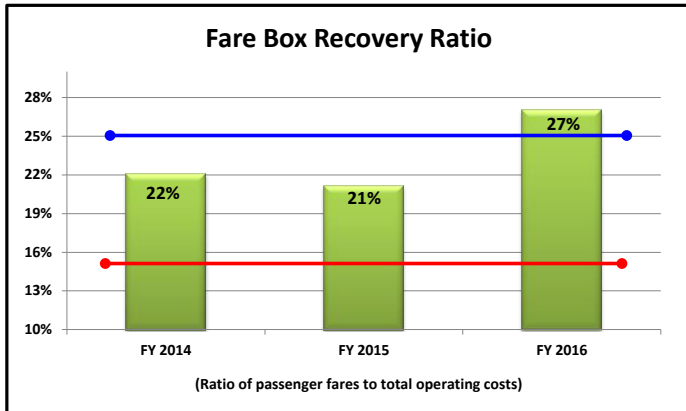


# MST Fixed Route

## YTD Dashboard Performance Comparative Statistics

### Months of July - June

### Fiscal Years 2014-2016

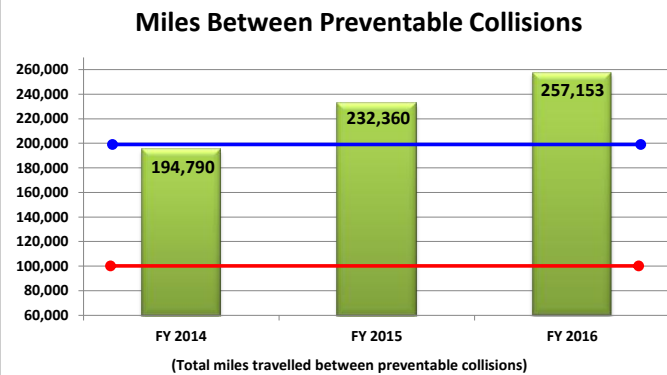
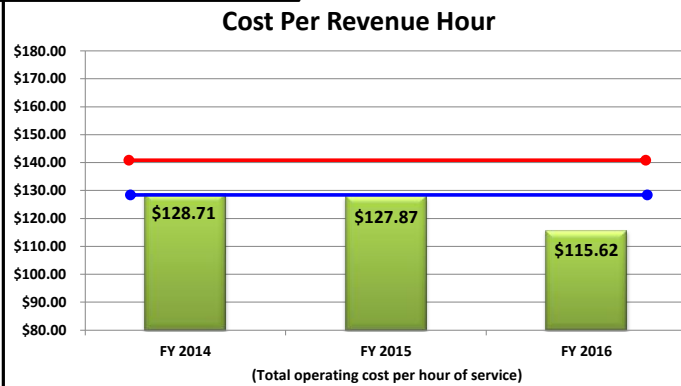


**Goal = 25%**

**Minimum = 15%**

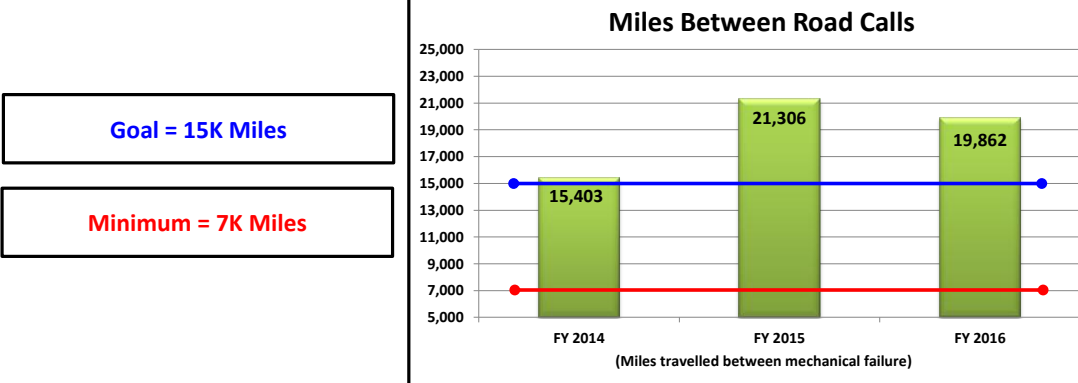
**Maximum = \$145.00 per RH**

**Goal = \$131.67 per RH**



**Goal = 200K Miles**

**Minimum = 100K Miles**



**Goal = 15K Miles**

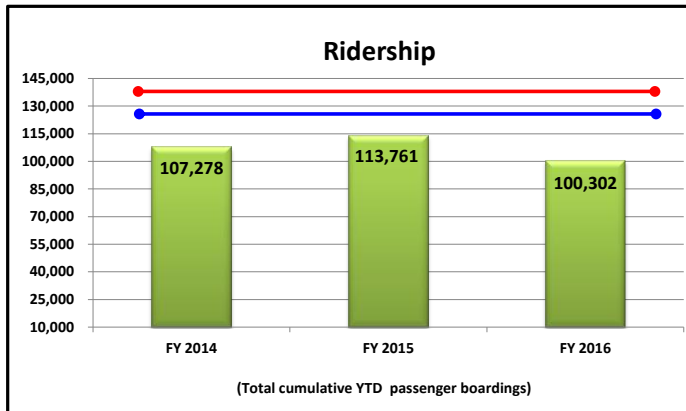
**Minimum = 7K Miles**

# MST RIDES

## YTD Dashboard Performance Comparative Statistics

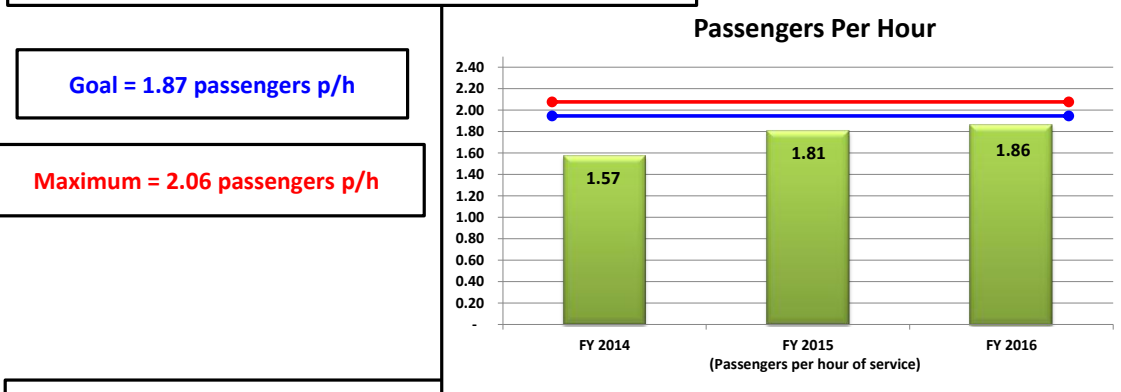
### Months of July - June

### Fiscal Years 2014-2016



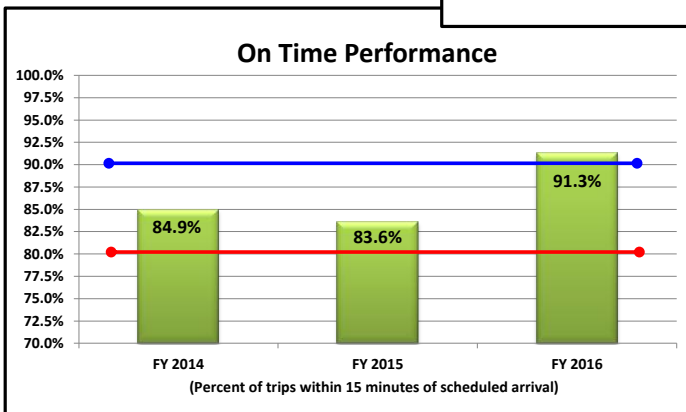
**Goal = 127,831 passengers**

**Maximum = 140,614 passengers**



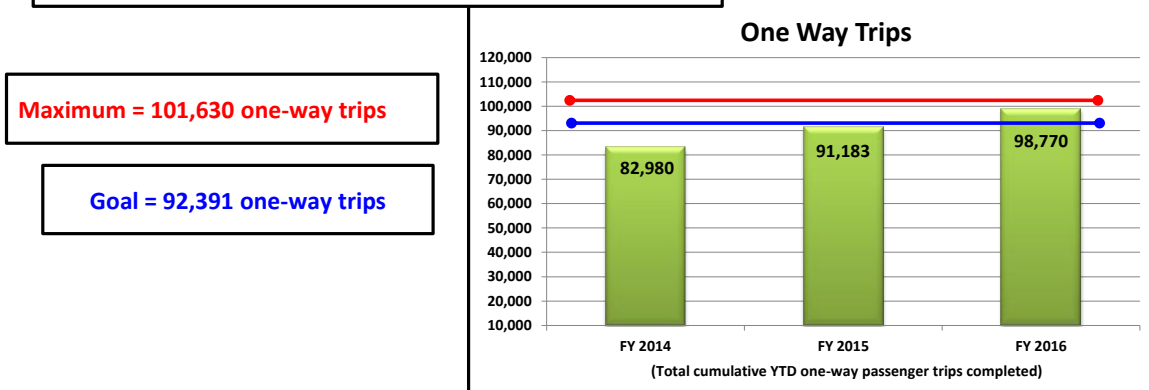
**Goal = 1.87 passengers p/h**

**Maximum = 2.06 passengers p/h**



**Goal = 90% on time**

**Minimum = 80% on time**



**Maximum = 101,630 one-way trips**

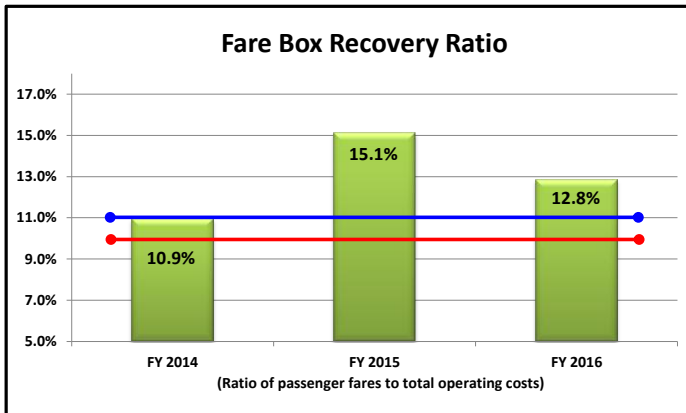
**Goal = 92,391 one-way trips**

# MST RIDES

## YTD Dashboard Performance Comparative Statistics

### Months of July - June

### Fiscal Years 2014-2016

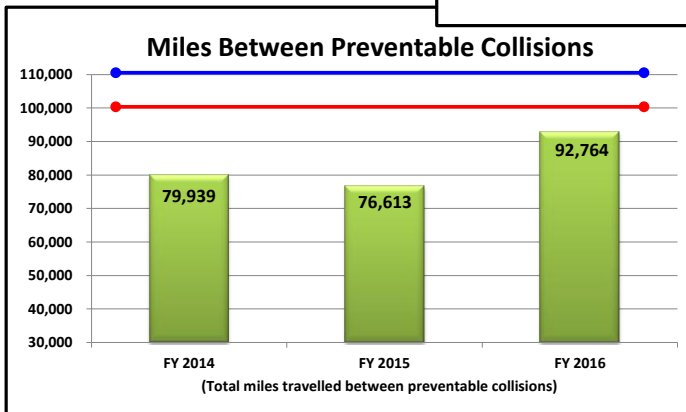
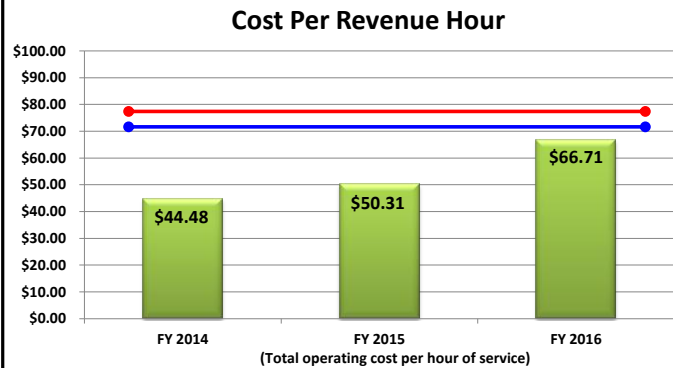


**Goal = 11%**

**Minimum = 10%**

**Goal = \$70.86**

**Maximum = \$77.95**

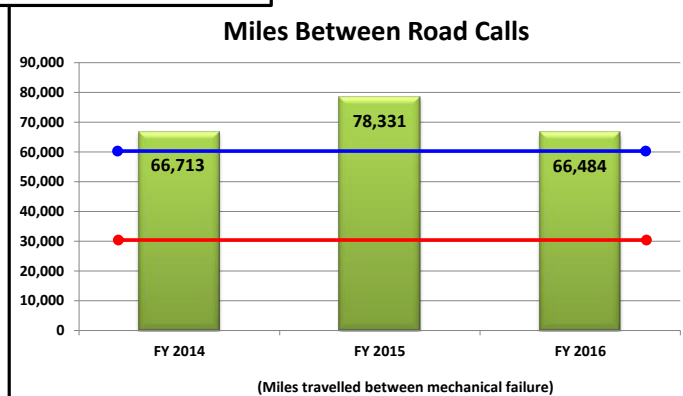


**Goal = 110K Miles**

**Minimum = 100K Miles**

**Goal = 60,000 miles**

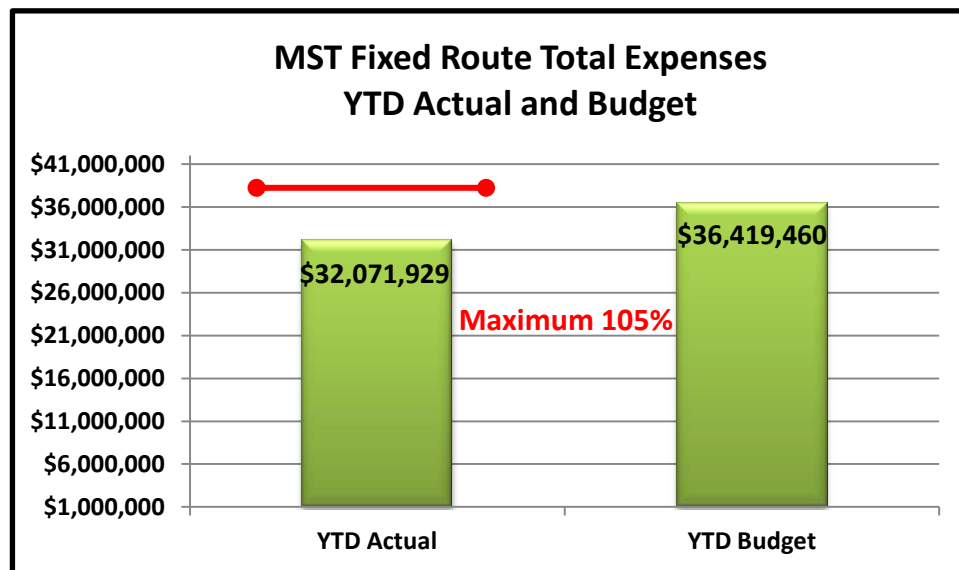
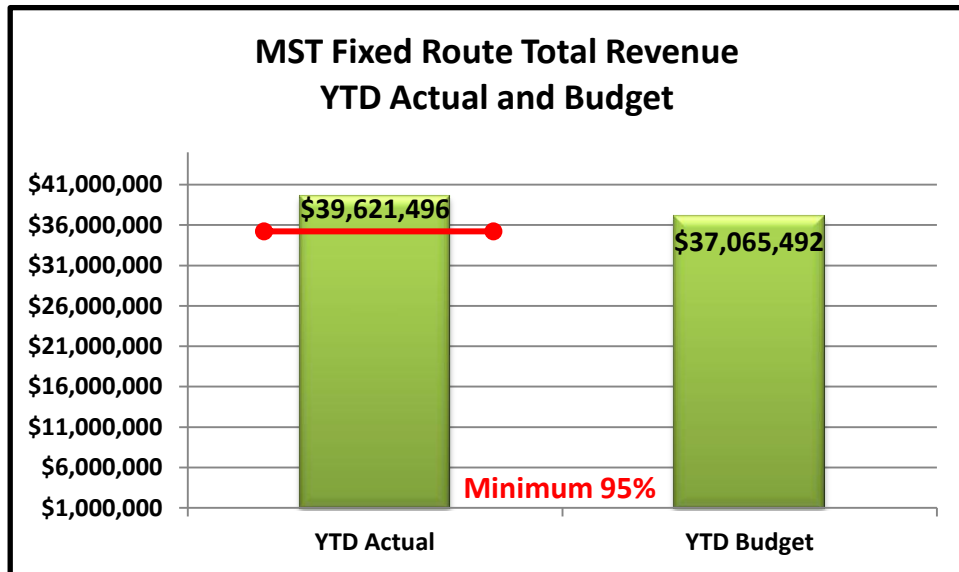
**Minimum = 30,000 miles**



# MST Fixed Route

## Financial Performance Comparative Statistics

July - June  
Fiscal Year 2016

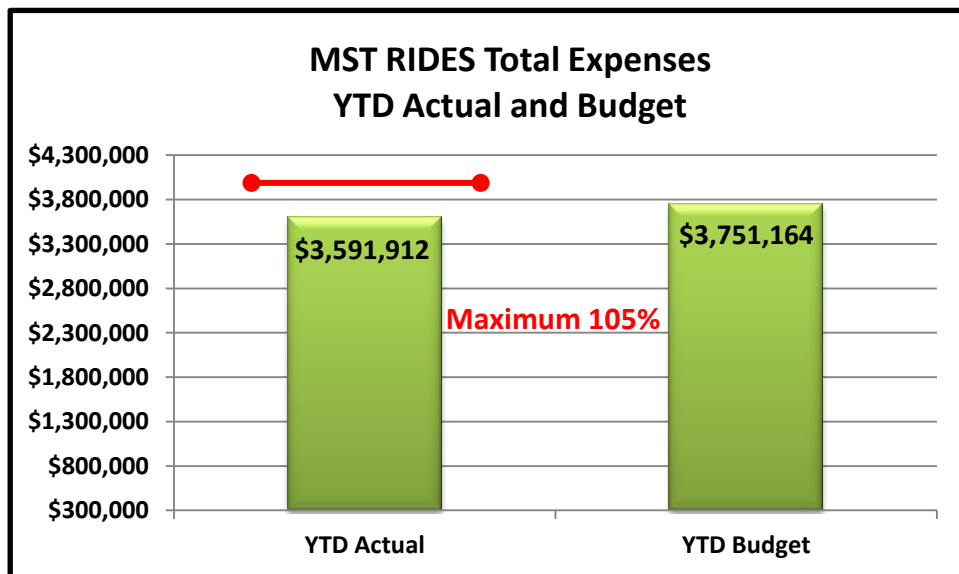
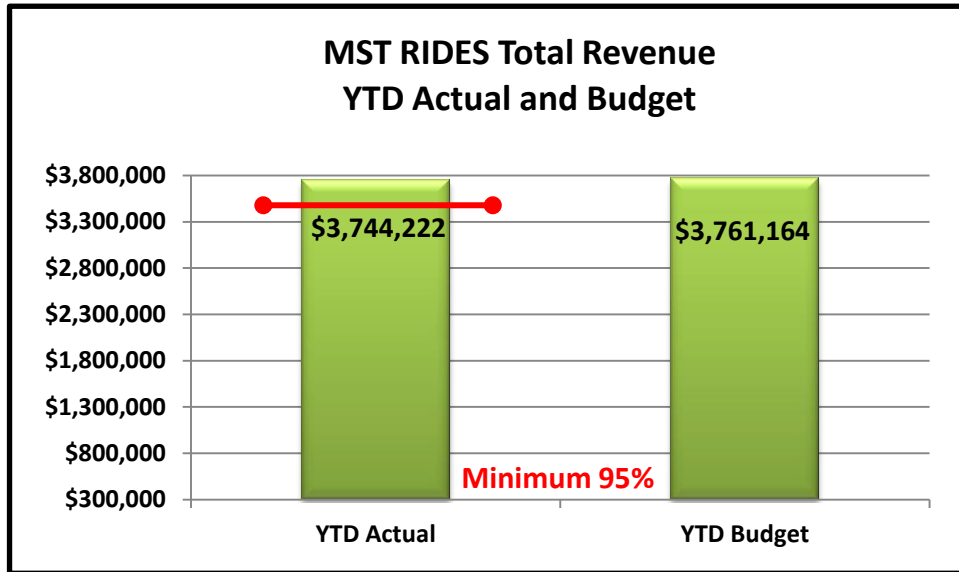


# MST RIDES

## Financial Performance Comparative Statistics

### July - June

### Fiscal Year 2016





## ATTACHMENT 2

August 1, 2016

To: Mike Hernandez, Assistant General Manager / C.O.O.

From: Robert Weber, Director - Transportation Services

Cc: MST Board of Directors

Subject: **Transportation Department Monthly Report – June 2016**

---

### **FIXED ROUTE BUS OPERATIONS:**

#### **System Wide Service: (Fixed Route & On Call Services):**

Preliminary boarding statistics indicate that ridership increased by 2.54% in June 2016, (363,721), as compared to June 2015, (354,703). Fiscal year to date – passenger boardings have increased by 1.67% as compared to the same period last year.

Productivity decreased slightly from June of last year (15.9) - to 15.7 passengers per hour for June of this year.

#### **Supplemental / Special Services:**

June 4: MST provided special shuttle service transporting military personnel to the annual U.S. Army Ball held on the Presidio of Monterey. The service transported 31 passengers during the event.

#### **System Wide Statistics:**

- Ridership: 363,721
- Vehicle Revenue Hours: 23,127
- Vehicle Revenue Miles: 374,269
- System Productivity: 15.7 Passengers Per Vehicle Revenue Hour
- One-Way Trips Provided: 32,670

**Time Point Adherence:** Of 123,669 total time-point crossings sampled for the month of June, the TransitMaster™ system recorded 15,597 delayed arrivals to MST's published time-points system-wide. This denotes that **87.39%** of all scheduled arrivals at published time-points were on time. (See *MST Fixed-Route Bus ~ On Time Compliance Chart FY 2016.*)

Service arriving later than **5** minutes beyond the published time point is considered late. The on-time compliance chart, (attached), reflects system wide "on-time performance" as a percentage to the total number of reported time-point crossings.

**Cancelled Trips:** As listed below, there were a total of six (6) cancelled trips for the month of June for both directly operated and contracted services:

<b>Total Trips Provided: 32,670</b>			
<b>Category</b>	<b>MST</b>	<b>MV</b>	<b>%</b>
Mechanical	2	1	50%
Other	2	1	50%
<b>Totals</b>	<b>4</b>	<b>2</b>	<b>100%</b>

**Documented Occurrences:** MST Coach Operators are required to complete an occurrence report for any unusual incident that occurs during their work day. The information provided within these reports is used to identify trends, which often drive changes in policy or standard operating procedures. The following is a comparative summary of reported incidents for the month(s) of June 2015 and 2016:

<b>Occurrence Type</b>	<b>June-15</b>	<b>June-16</b>
Collision: MST Involved	6	4
Employee Injury	0	1
Medical Emergency	2	3
Object Hits Coach	2	3
Passenger Conflict	5	10
Passenger Fall	2	7
Passenger Injury	1	0
Other	7	3
Near Miss	0	0
Fuel / fluid Spill	1	0
Unreported Damage	1	0
<b>Totals</b>	<b>27</b>	<b>31</b>

## **CONTRACTED TRANSPORTATION SERVICES:**

### **MST RIDES ADA / ST Paratransit Program:**

Preliminary boarding statistics for the MST RIDES program reflect that for the month of June there were 9,644 passenger boardings. This denotes an 8.38% increase in passenger boardings from June of 2015, (8,898). Fiscal year to date – passenger boardings have increased by 0.94% as compared to the same period last year.

- Productivity for June of this year was at 1.85 passengers per hour decreasing slightly from June of 2015, (1.87).
- For the month of June, 91.99 % of all scheduled trips for the MST RIDES Program arrived on time, increasing from 90.97 % in June of 2015.

## COMMUNICATIONS CENTER:

In June, MST's Communications Center summoned public safety agencies on *thirteen* (13) separate occasions to MST's transit vehicles and facilities:

Agency Type	Incident Type	Number Of Responses
Police	Passenger Incident / Other	7
EMS	Passenger Illness / Injury	6

Robert Weber

## ATTACHMENTS:

MST Fixed-Route Bus ~~ On Time Compliance FY 2016

MST Fixed-Route Bus ~~ Boarding Statistics FY 2016

MST Trolley ~~ Boarding Statistics FY 2016

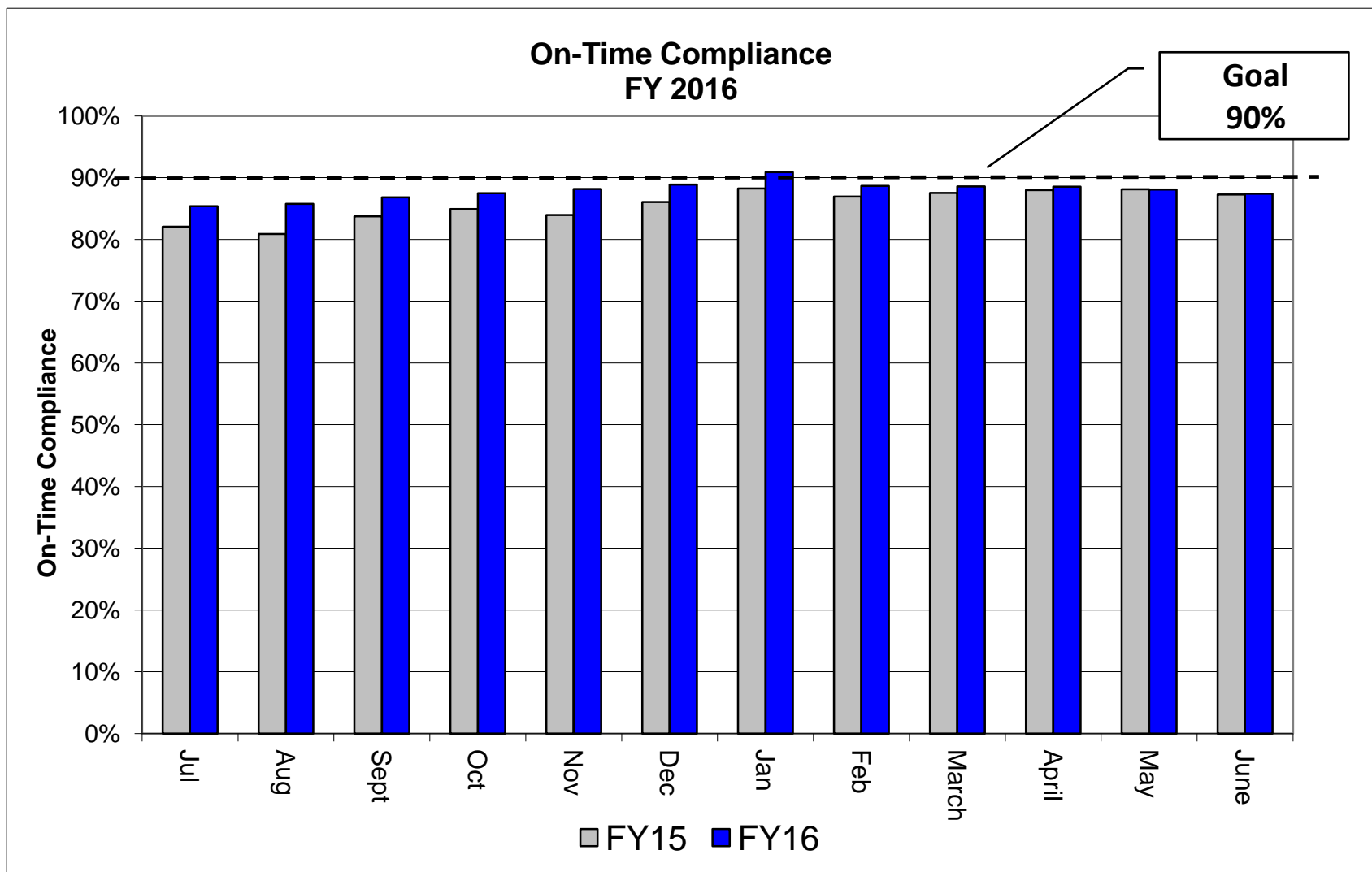
MST RIDES ~~ On Time Compliance FY 2016

MST RIDES ~~ Boarding Statistics FY 2016

Operations Summary Report ~ June 2015

Mobility Management Report ~ June 2015

**Blank Page**



# **MST FIXED ROUTE BOARDINGS**

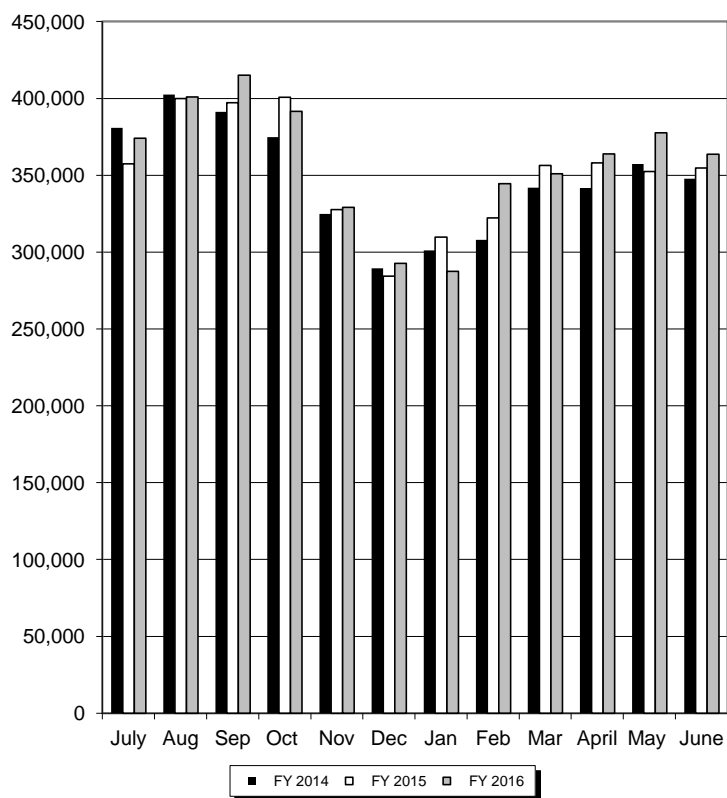
## **FY 2016 Monthly Boardings**

MONTH	FY 2014	FY 2015	FY 2016	% CHANGE
July	380,901	357,544	374,195	4.66%
Aug	402,503	399,960	400,933	0.24%
Sep	391,308	397,149	415,116	4.52%
Oct	374,927	400,812	391,618	-2.29%
Nov	324,795	327,670	329,224	0.47%
Dec	289,367	284,403	292,742	2.93%
Jan	301,198	309,803	287,457	-7.21%
Feb	307,897	322,284	344,458	6.88%
Mar	341,879	356,419	350,899	-1.55%
April	341,669	358,127	363,941	1.62%
May	357,295	352,351	377,591	7.16%
<b>June</b>	<b>347,717</b>	<b>354,703</b>	<b>363,721</b>	<b>2.54%</b>
TOTAL	4,161,456	4,221,225	4,291,895	
YTD Avg.	346,788	351,769	357,658	<b>1.67%</b>
YTD Comparison	4,161,456	4,221,225	4,291,895	<b>1.67%</b>

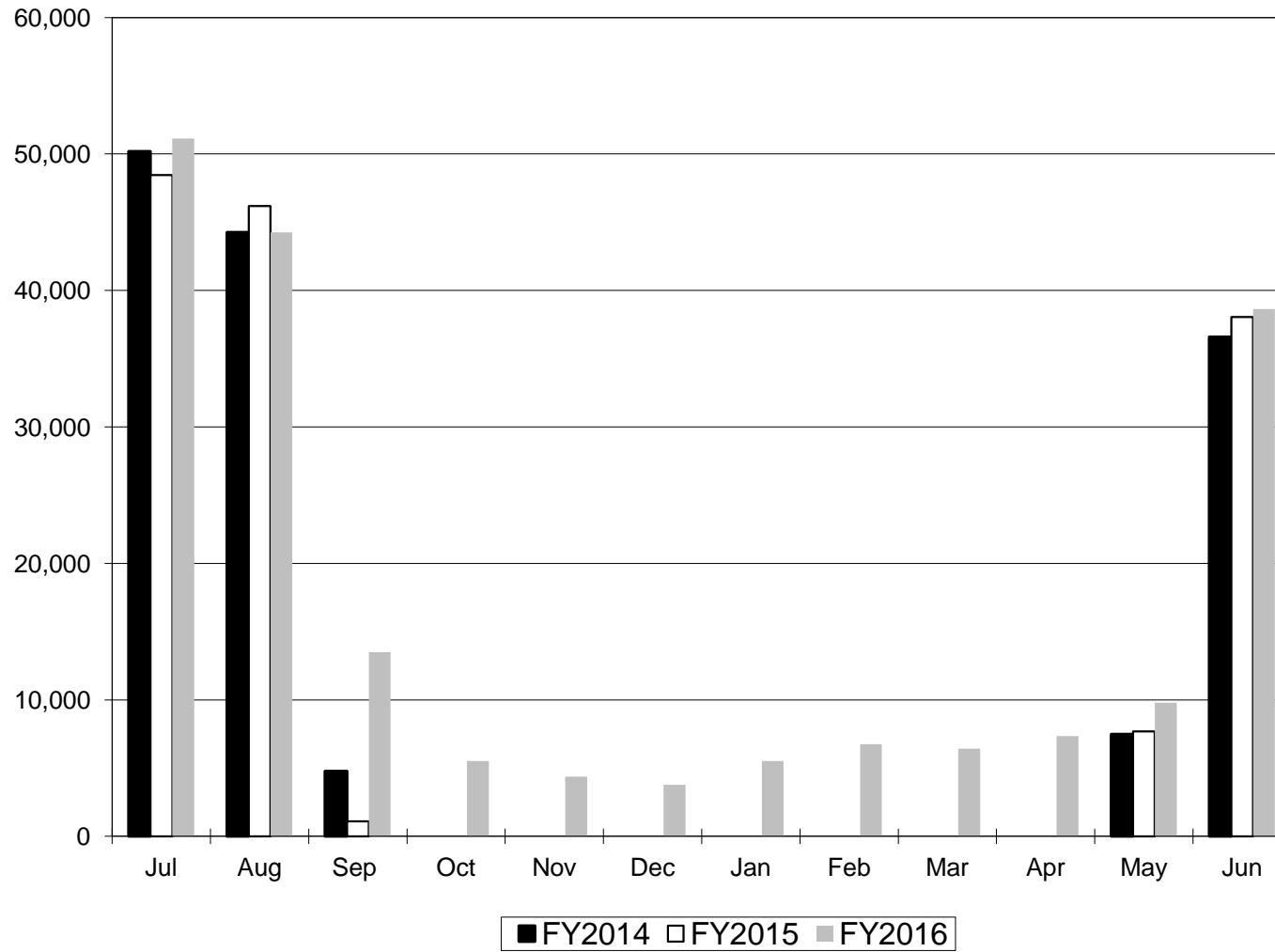
**\* Preliminary**

*Boardings are inclusive of all On Call, Trolley, & Fixed Route Services*

### **MONTHLY RIDERSHIP**

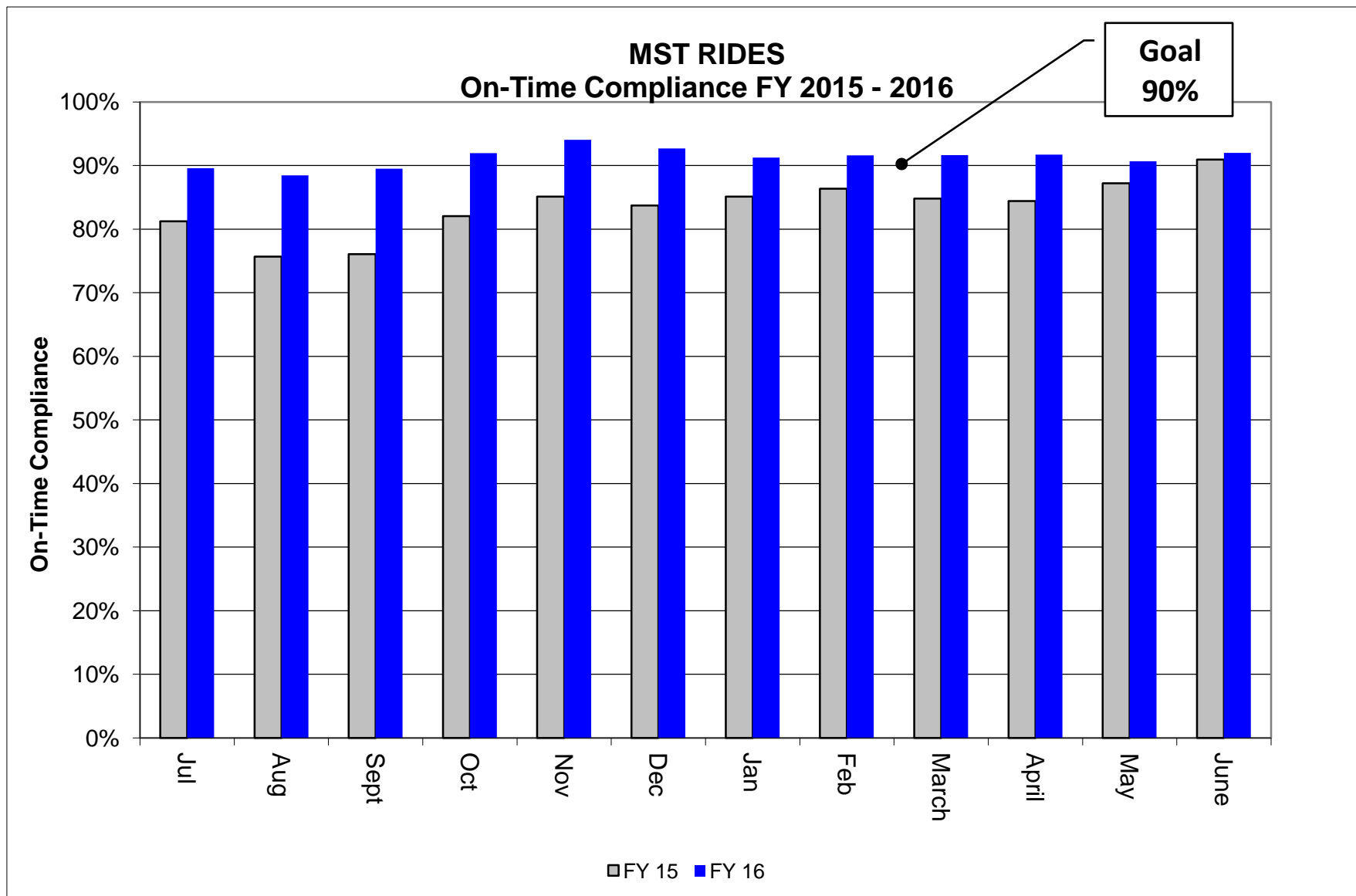


## MONTEREY TROLLEY MONTHLY RIDERSHIP



**Blank Page**

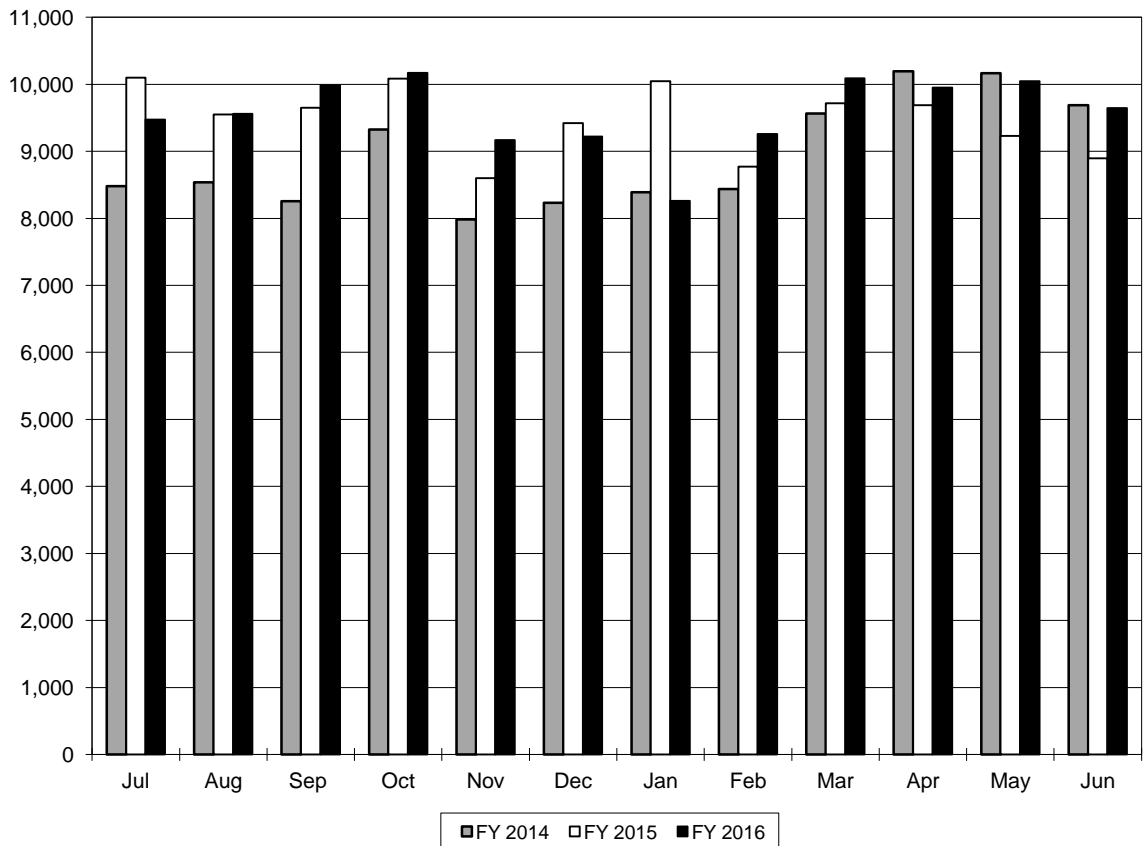




## ***MST RIDES Program Monthly Boardings***

<b>MONTH</b>	<b>FY 2014</b>	<b>FY 2015</b>	<b>FY 2016</b>	<b>% CHANGE</b>
Jul	8,479	10,099	9,476	-6.17%
Aug	8,536	9,552	9,558	0.06%
Sep	8,256	9,650	9,987	3.49%
Oct	9,328	10,086	10,171	0.84%
Nov	7,984	8,600	9,166	6.58%
Dec	8,232	9,421	9,220	-2.13%
Jan	8,390	10,048	8,262	-17.77%
Feb	8,438	8,774	9,257	5.50%
Mar	9,567	9,717	10,090	3.84%
Apr	10,193	9,689	9,950	2.69%
May	10,165	9,231	10,048	8.85%
<b>Jun</b>	<b>9,691</b>	<b>8,898</b>	<b>9,644</b>	<b>8.38%</b>
Total Ridership	107,259	113,765	114,829	
YTD Average	8,938	9,480	9,569	<b>0.94%</b>
YTD Comparison	107,259	113,765	114,829	<b>0.94%</b>

### **MST RIDES MONTHLY RIDERSHIP**



# Operations Summary Report

*Fixed Route Services*

*June 2016*

Service Delivered		Service Quality	
Ridership	363,721	On-time Time Points	108,072
Passengers / Vehicle Revenue Hour	15.7	Delayed Time Points	15,597
Revenue Miles	374,269.7	On-time Passenger Boardings	331,785
One-way Trips Operated	32,670	Percent On-time Boardings	91%

### Systemwide Service:

Ridership for June 2016 increased 2.5% compared to June of 2015. Over the same timeframe revenue hours operated increased by 3.8%. With the revenue hour increase being greater than the increase in boardings, system productivity (measured in passengers per hour or PPH) fell by 1.2%, from 15.9 PPH last June to 15.7 PPH this month.

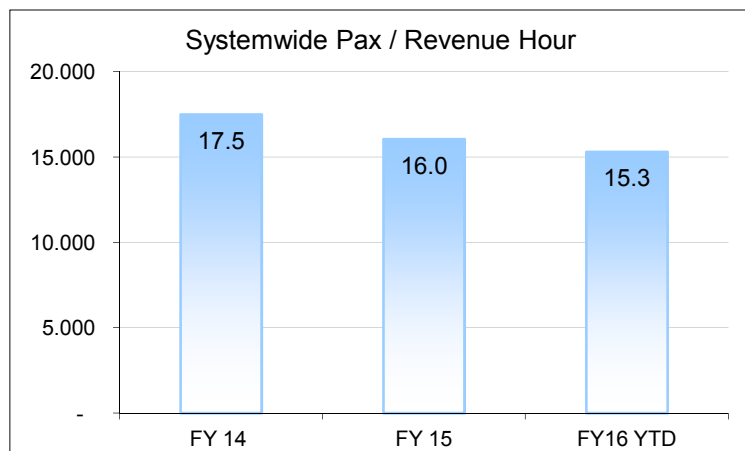
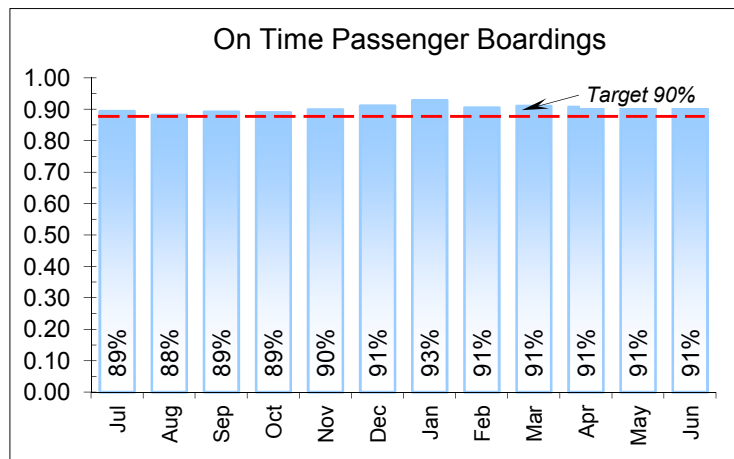
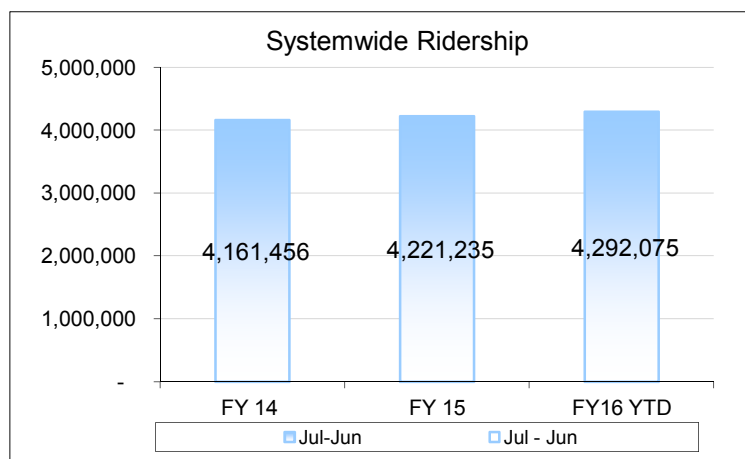
Comparing fiscal year 2015 to fiscal year 2016 shows that ridership has increased by 1.7% and revenue hours have increased by 6.6%. The result is a 4.6% drop in productivity (16.0 PPH last year vs 15.3 PPH this year).

### Seasonal Service:

Line 22-Big Sur reported ridership of 1,555 this month, a 20.9% increase over the 1,286 riders it carried in June of 2015. The MST Trolley Monterey reported ridership of 38,046 last June and 34,411 riders this June. The Aquarium Direct Trolley did not operate last year but reported 4,238 riders this June. This year's combined total for trolley service between Monterey and the Aquarium increased by 1.6% compared to last June.

### Supplemental/Special Service:

On June 4th service was provided for the US Army Ball on the Presidio of Monterey, carrying 31 passengers.

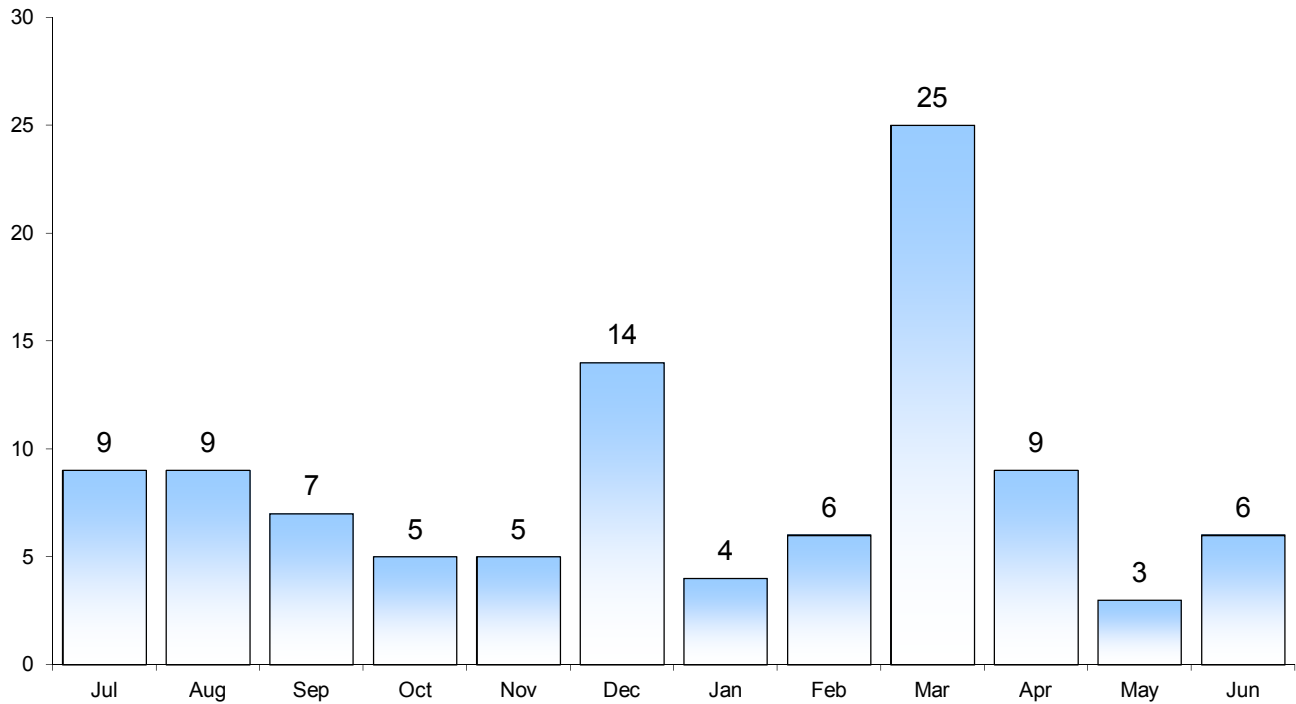


No special event service operated this month.

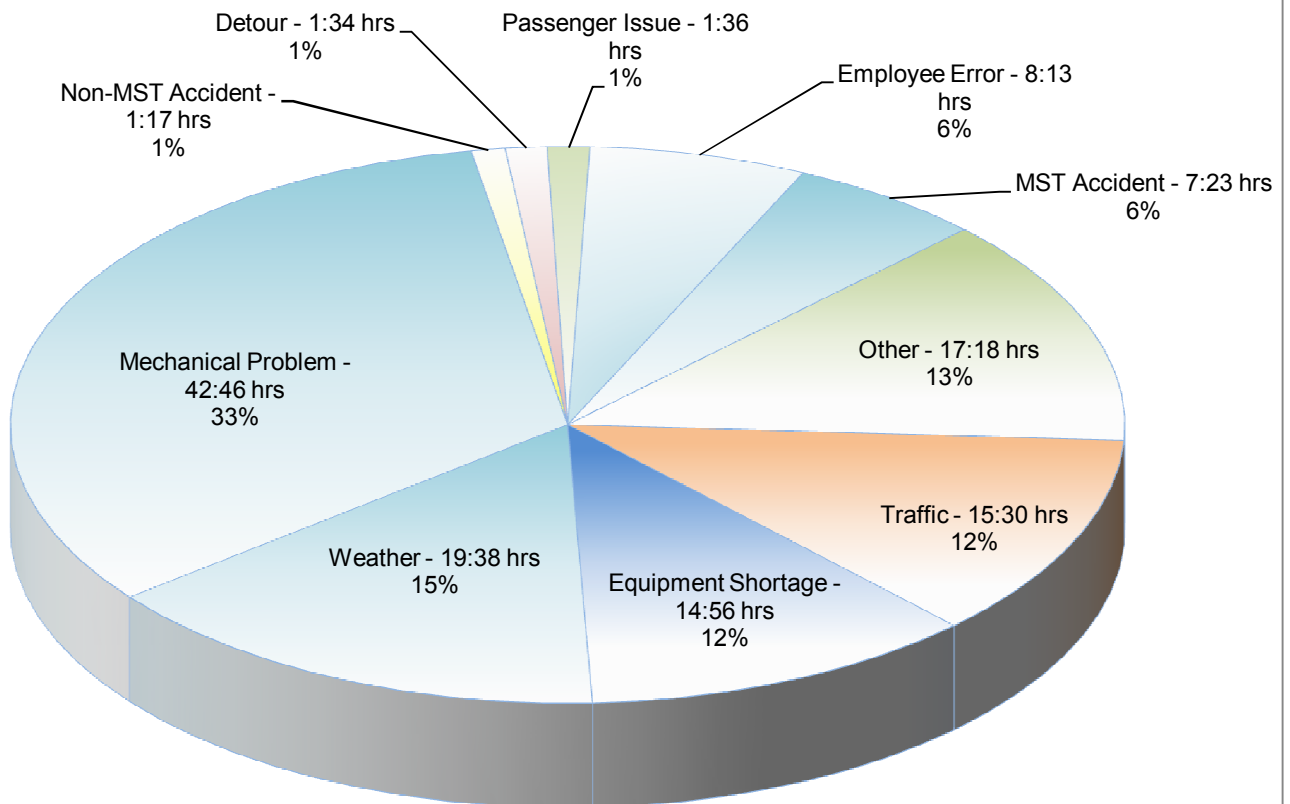
# Fixed Route Operations Summary Report

## June 2016

### Service Cancellations by Month

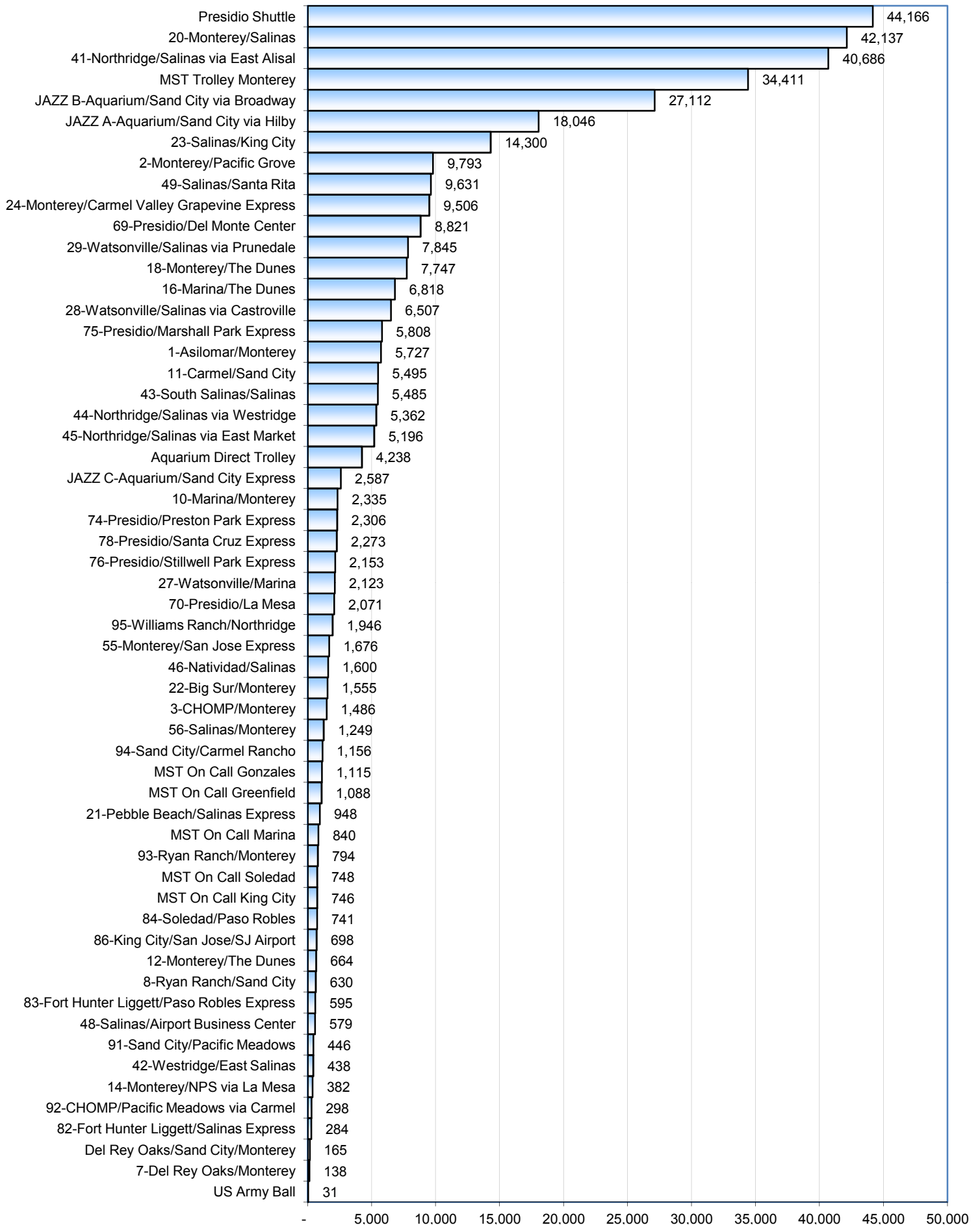


### Cancelled Revenue Hours - Year to Date



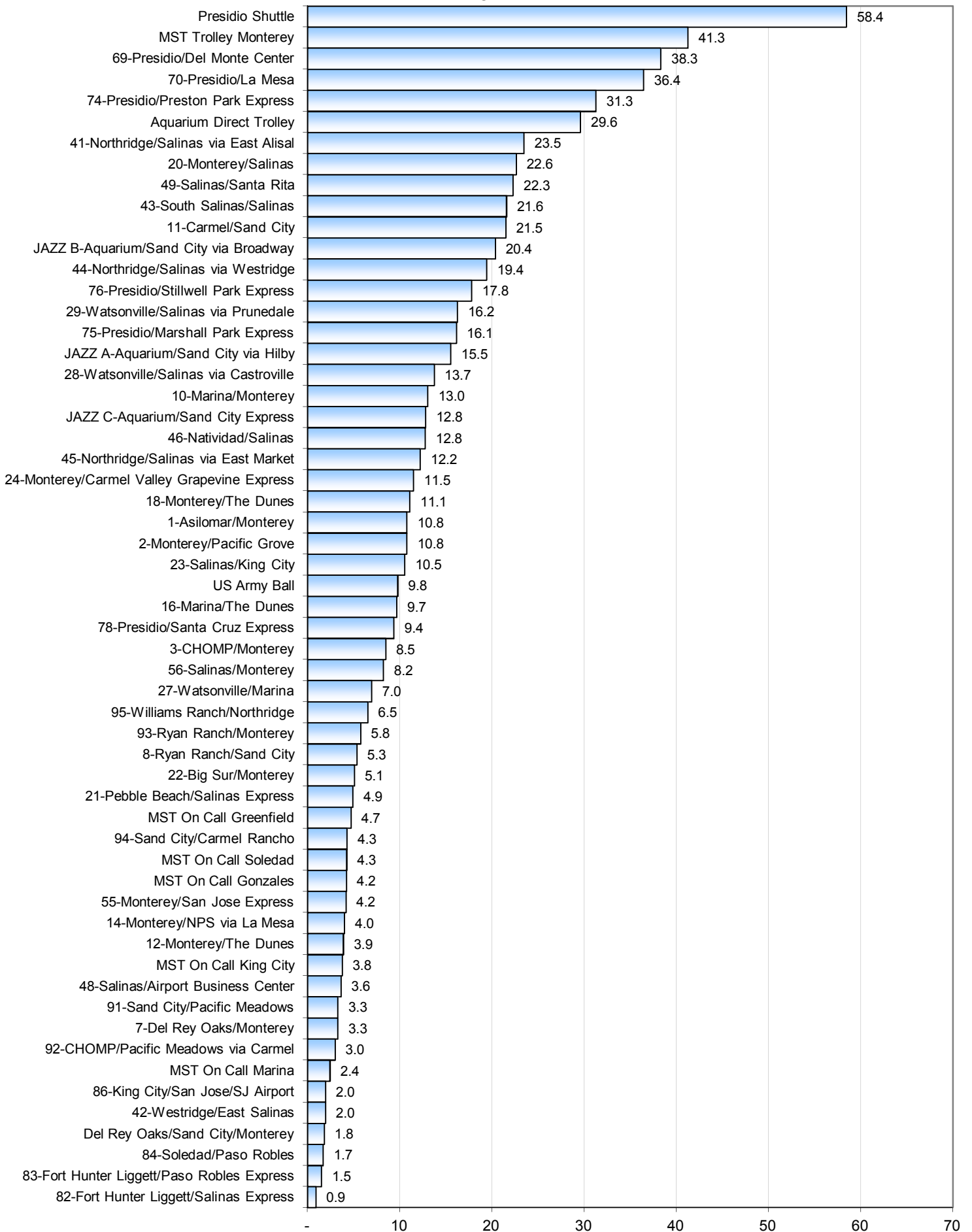
# Ridership by Line - June 2016

## Passenger Boardings



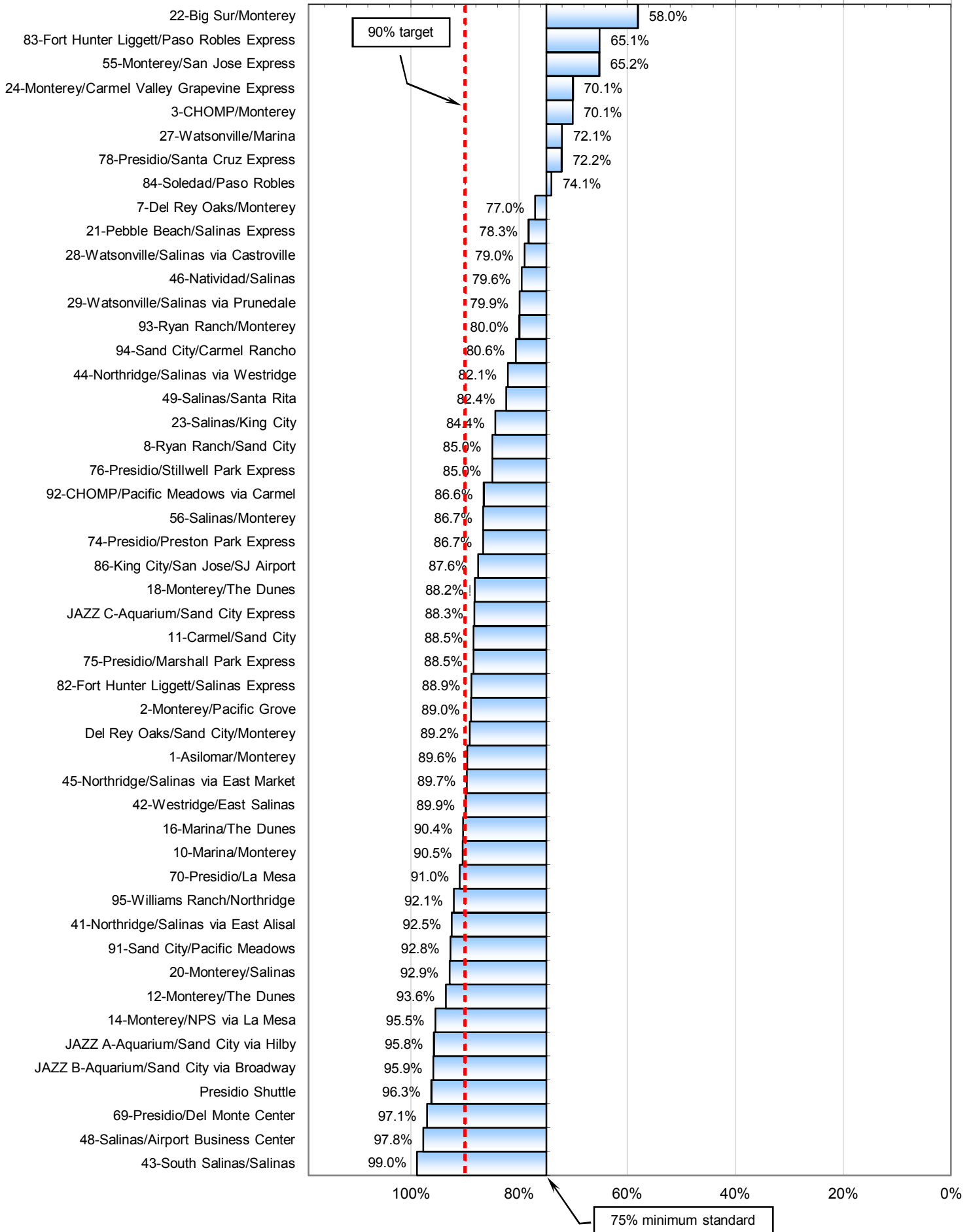
# Productivity by Line - June 2016

## Passengers Per Hour



# Schedule Adherence by Line - June 2016

## Percent On-time Timepoints





# June 2016

Systemwide Ridership: 363,721  
 Systemwide Revenue Hours: 23127:27  
 Systemwide Revenue Miles: 374,269.7

## Local - \$1.50 / \$.75

	Ridership	VRHrs	VRMi	Pax/Hr	% Riders	% Hrs
3-CHOMP/Monterey	1,486	175:18	1,753.4	8.48	0.4%	0.8%
7-Del Rey Oaks/Monterey	138	42:00	658.9	3.29	0.0%	0.2%
8-Ryan Ranch/Sand City	630	117:53	1,621.9	5.34	0.2%	0.5%
46-Natividad/Salinas	1,600	125:24	1,206.2	12.76	0.4%	0.5%
48-Salinas/Airport Business Center	579	159:30	1,533.3	3.63	0.2%	0.7%
MST On Call Marina	840	344:35	3,501.6	2.44	0.2%	1.5%
MST On Call Gonzales	1,115	264:00	1,853.0	4.22	0.3%	1.1%
MST On Call Greenfield	1,088	231:00	1,805.0	4.71	0.3%	1.0%
MST On Call King City	746	198:00	1,658.0	3.77	0.2%	0.9%
MST On Call Soledad	748	176:00	1,648.0	4.25	0.2%	0.8%
<b>Total</b>	<b>8,970</b>	<b>1833:40</b>	<b>17,239.3</b>	<b>4.9</b>	<b>2.5%</b>	<b>7.9%</b>

## Primary - \$2.50 / \$1.25 / \$0.75\*

	Ridership	VRHrs	VRMi	Pax/Hr	% Riders	% Hrs
1-Asilomar/Monterey	5,727	531:46	5,111.7	10.77	1.6%	2.3%
2-Monterey/Pacific Grove	9,793	910:00	10,003.9	10.76	2.7%	3.9%
10-Marina/Monterey	2,335	178:56	3,318.4	13.05	0.6%	0.8%
11-Carmel/Sand City	5,495	255:30	3,652.5	21.51	1.5%	1.1%
16-Marina/The Dunes	6,818	703:30	10,779.4	9.69	1.9%	3.0%
18-Monterey/The Dunes	7,747	698:11	10,739.8	11.10	2.1%	3.0%
20-Monterey/Salinas	42,137	1861:00	33,825.4	22.64	11.6%	8.0%
24-Monterey/Carmel Valley Grapevine Express	9,506	827:27	16,037.5	11.49	2.6%	3.6%
27-Watsonville/Marina	2,123	305:04	8,237.8	6.96	0.6%	1.3%
41-Northridge/Salinas via East Alisal	40,686	1733:04	18,228.0	23.48	11.2%	7.5%
42-Westridge/East Salinas	438	224:12	3,201.5	1.95	0.1%	1.0%
43-South Salinas/Salinas	5,485	254:06	2,615.8	21.59	1.5%	1.1%
44-Northridge/Salinas via Westridge	5,362	276:00	3,250.3	19.43	1.5%	1.2%
45-Northridge/Salinas via East Market	5,196	425:02	5,074.3	12.22	1.4%	1.8%
49-Salinas/Santa Rita	9,631	432:12	3,807.5	22.28	2.6%	1.9%
91-Sand City/Pacific Meadows*	446	135:30	1,921.5	3.29	0.1%	0.6%
92-CHOMP/Pacific Meadows via Carmel*	298	99:30	1,157.9	2.99	0.1%	0.4%
93-Ryan Ranch/Monterey*	794	137:30	2,342.2	5.77	0.2%	0.6%
94-Sand City/Carmel Rancho*	1,156	269:54	3,145.4	4.28	0.3%	1.2%
95-Williams Ranch/Northridge*	1,946	297:16	3,118.3	6.55	0.5%	1.3%
Del Rey Oaks/Sand City/Monterey	165	91:18	1,782.1	1.81	0.0%	0.4%
JAZZ A-Aquarium/Sand City via Hilby	18,046	1161:58	11,981.7	15.53	5.0%	5.0%
JAZZ B-Aquarium/Sand City via Broadway	27,112	1330:44	13,214.4	20.37	7.5%	5.8%
JAZZ C-Aquarium/Sand City Express	2,587	202:02	2,335.2	12.80	0.7%	0.9%
<b>Total</b>	<b>211,029</b>	<b>13341:42</b>	<b>178,882.6</b>	<b>15.8</b>	<b>58.0%</b>	<b>57.7%</b>

**Regional - \$3.50 / \$1.75**

	Ridership	VRHrs	VRMi	Pax/Hr	% Riders	% Hrs
21-Pebble Beach/Salinas Express	948	192:30	4,327.6	4.92	0.3%	0.8%
22-Big Sur/Monterey	1,555	306:00	6,909.5	5.08	0.4%	1.3%
23-Salinas/King City	14,300	1357:40	42,668.1	10.53	3.9%	5.9%
28-Watsonville/Salinas via Castroville	6,507	473:24	12,456.0	13.75	1.8%	2.0%
29-Watsonville/Salinas via Prunedale	7,845	482:50	8,883.1	16.25	2.2%	2.1%
56-Salinas/Monterey	1,249	151:48	2,829.9	8.23	0.3%	0.7%
84-Soledad/Paso Robles	741	435:28	15,082.9	1.70	0.2%	1.9%
<b>Total</b>	<b>33,145</b>	<b>3399:40</b>	<b>93,157.0</b>	<b>9.7</b>	<b>9.1%</b>	<b>14.7%</b>

**Commuter - \$12 / \$6**

	Ridership	VRHrs	VRMi	Pax/Hr	% Riders	% Hrs
55-Monterey/San Jose Express	1,676	400:48	10,462.1	4.18	0.5%	1.7%
86-King City/San Jose/SJ Airport	698	355:56	13,682.3	1.96	0.2%	1.5%
<b>Total</b>	<b>2,374</b>	<b>756:44</b>	<b>24,144.3</b>	<b>3.1</b>	<b>0.7%</b>	<b>3.3%</b>

**Military**

	Ridership	VRHrs	VRMi	Pax/Hr	% Riders	% Hrs
12-Monterey/The Dunes	664	170:52	2,880.8	3.89	0.2%	0.7%
14-Monterey/NPS via La Mesa	382	95:01	939.1	4.02	0.1%	0.4%
69-Presidio/Del Monte Center	8,821	230:16	2,063.0	38.31	2.4%	1.0%
70-Presidio/La Mesa	2,071	56:50	706.5	36.44	0.6%	0.2%
74-Presidio/Preston Park Express	2,306	73:42	1,347.6	31.29	0.6%	0.3%
75-Presidio/Marshall Park Express	5,808	359:42	4,956.5	16.15	1.6%	1.6%
76-Presidio/Stillwell Park Express	2,153	121:00	1,601.9	17.79	0.6%	0.5%
78-Presidio/Santa Cruz Express	2,273	242:42	5,817.1	9.37	0.6%	1.0%
82-Fort Hunter Liggett/Salinas Express	284	316:45	12,958.4	0.90	0.1%	1.4%
83-Fort Hunter Liggett/Paso Robles Express	595	392:47	13,937.2	1.51	0.2%	1.7%
Presidio Shuttle	44,166	755:42	6,877.4	58.44	12.1%	3.3%
<b>Total</b>	<b>69,523</b>	<b>117</b>	<b>54,085</b>	<b>24.7</b>	<b>19.1%</b>	<b>12.2%</b>

**Free**

	Ridership	VRHrs	VRMi	Pax/Hr	% Riders	% Hrs
MST Trolley Monterey	34,411	834:00	5,854.6	41.26	9.5%	3.6%
Aquarium Direct Trolley	4,238	143:12	877.5	29.59	1.2%	0.6%
<b>Total</b>	<b>38,649</b>	<b>977:12</b>	<b>6,732.1</b>	<b>39.6</b>	<b>10.6%</b>	<b>4.2%</b>

**Supplemental**

	Ridership	VRHrs	VRMi	Pax/Hr	% Riders	% Hrs
US Army Ball	31	3:10	29.0	9.79	0.0%	0.0%
<b>Total</b>	<b>31</b>	<b>3:10</b>	<b>29.0</b>	<b>9.8</b>	<b>0.0%</b>	<b>0.0%</b>

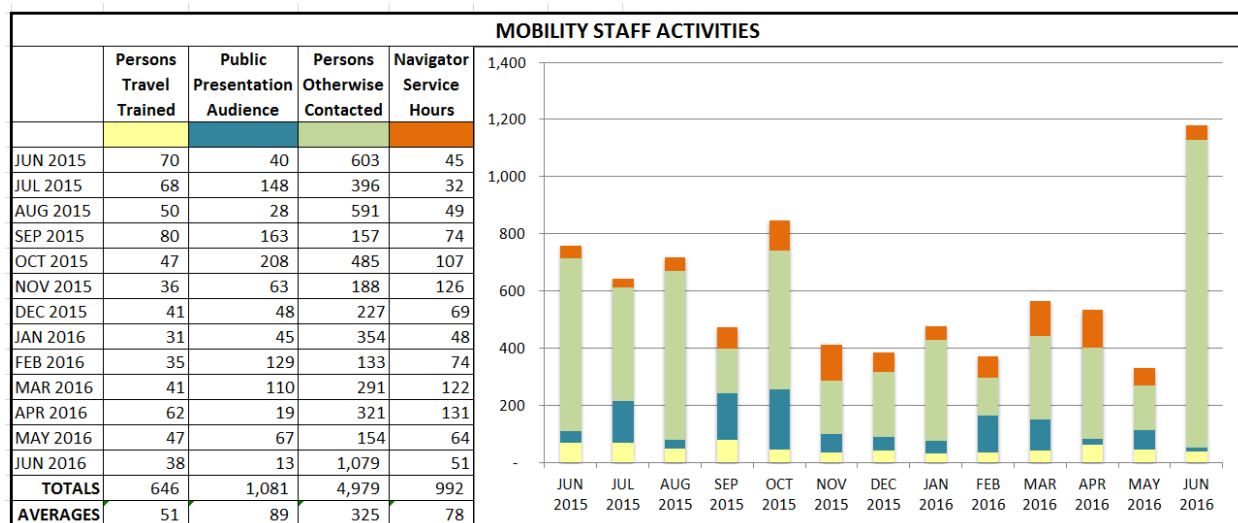
## Mobility Management Update – June 2016

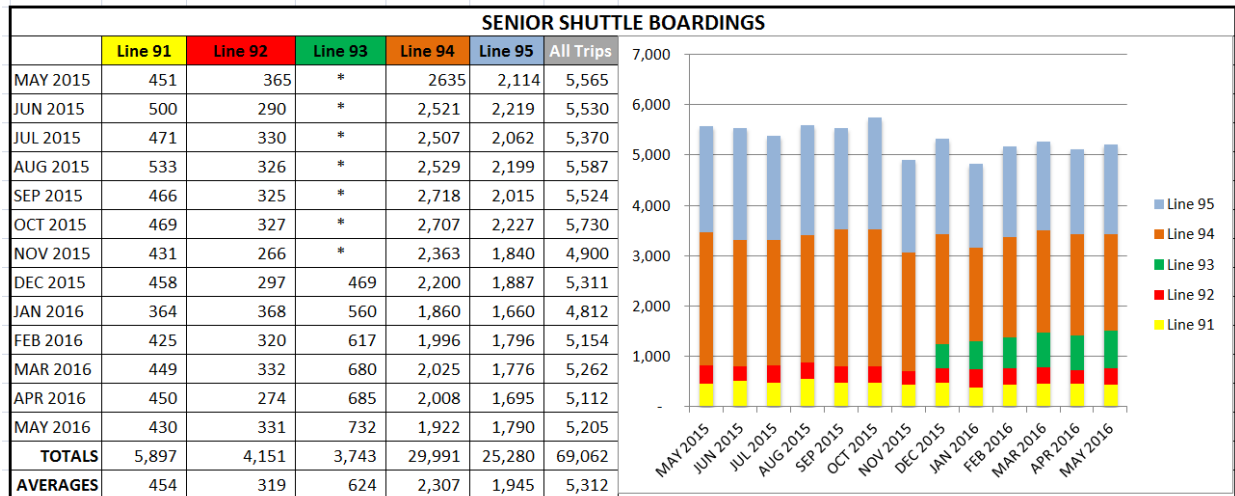
The Mobility Department underwent two staff position changes during the period. Mobility Specialist Beronica Carriedo was promoted to the position of Community Relations Coordinator and has moved to the Planning Department. Also, Senior Mobility Specialist Cristy Sugabo was promoted to Mobility Programs Coordinator. The positions vacated by these promotions will be filled soon with one of the Mobility Specialist focusing on outreach and travel training with veterans while the other will focus on RIDES eligibility.

The Mobility Services Manager met with the Taxi ADA Certification Training (TACT) Working Group to prepare for the first training session in September. The training will familiarize taxi drivers with their ADA responsibilities as well as the professional standards required by MST and its contractors for providing RIDES and MST taxi voucher services. Once the program is launched, only TACT-certified taxi drivers will be reimbursed for these trips. He also met with the Veterans' Transition Center in preparation for the FY17 Veteran Taxi Voucher Pilot Project. This project will provide veterans with low cost transportation to medical and social services, job training and interviews, housing searches, connections to transit centers, and shopping when bus service is not readily available.

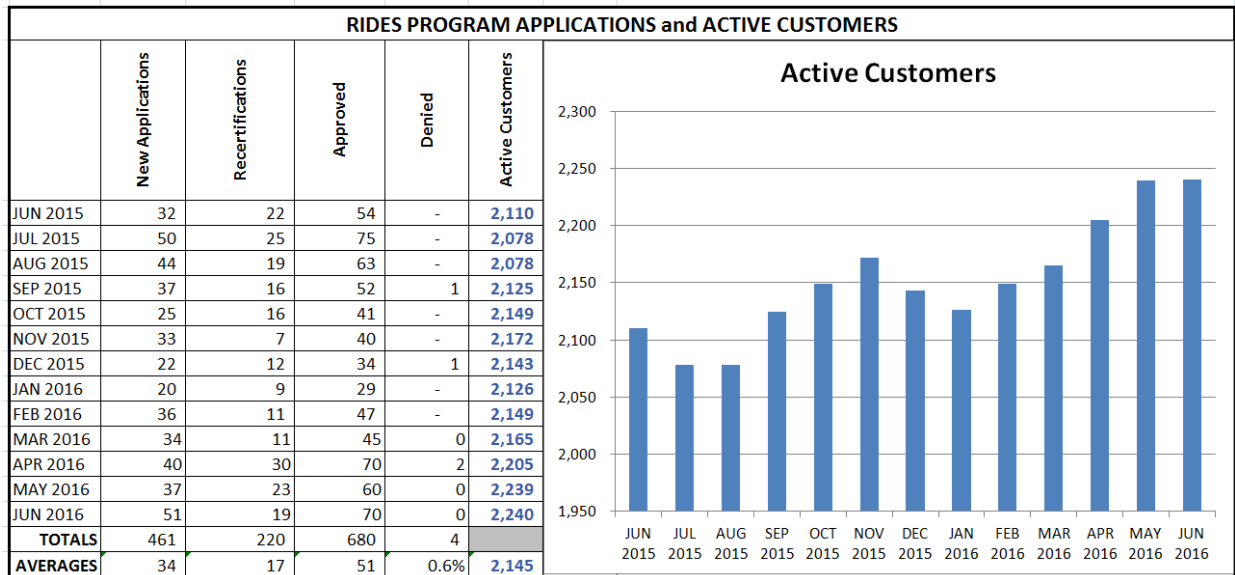
Mobility Specialists staffed a resource table at Viva La Familia event in Salinas where 728 people came to the MST table, Military Appreciation Day at Fort Ord where contact was made with 300+ veterans, and staff processed 1,800+ vouchers for taxi company reimbursement.

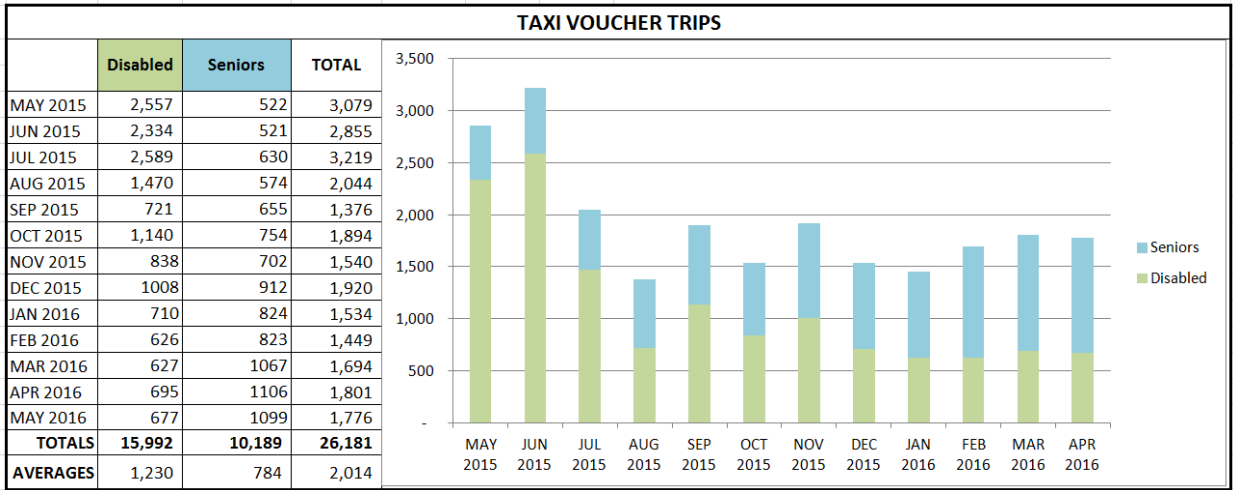
MST Navigators provided 51 hours of administrative and program assistance to the Department including processing of taxi vouchers, travel training, and outreach events.





\* Line 93 has been reinstated and now serves Glenwood Circle and Ryan Ranch.





**Blank Page**

### ATTACHMENT 3

August 1, 2016

To: Carl G. Sedoryk, General Manager/CEO

From: Michael Hernandez, Assistant General Manager/COO

Subject: Monthly Maintenance/Facilities Report for June 2016

This monthly report summarizes the activities of the Maintenance and Facilities Departments as well as fuel prices during the past month.

<b>FY16 Fuel Budget:</b>	<b>Average Fuel Price June 2016:</b>	<b>Average Fuel Price: FY2016</b>
Diesel: \$3.25	<b>\$1.96</b>	\$1.75
Gasoline: \$3.35	<b>\$2.36</b>	\$2.30

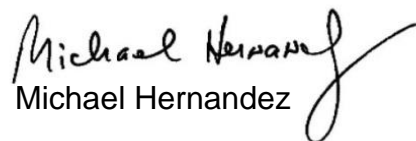
<b>Fleet Status:</b>	<b>Operating Cost Per Mile:</b>	<b>* Miles Between Major Mechanical Road Calls:</b>
<b>June 2016:</b>	<b>\$ .92</b>	<b>45,276</b>
<b>FY2016</b>	<b>\$ .93</b>	<b>19,862 YTD</b>
FY2015:	\$1.01	21,306 <u>YTD</u> Comparison
FY2014	\$1.20	15,403

**\*Minimum:** 7,000 Miles; **Goal:** 15,000 Miles

#### Department Activities/Comments:

During the month of June the miles between road calls for major mechanical issues increased to 45,276 miles. There were a total of 16 road calls during the month with 7 categorized as "major mechanical" and nine for non-mechanical reasons.

Remodel efforts continued on MST's new administration office at 19 Upper Ragsdale during June with the final efforts to complete the downstairs offices and the Board room. Staff also inspected a site in Salinas that is under consideration for a temporary operating facility during the construction of TDA on Ryan Ranch Road.

  
Michael Hernandez

**Blank Page**



**June 2016**  
**MST Operated Fixed Route Bus Fleet - Summary Information**

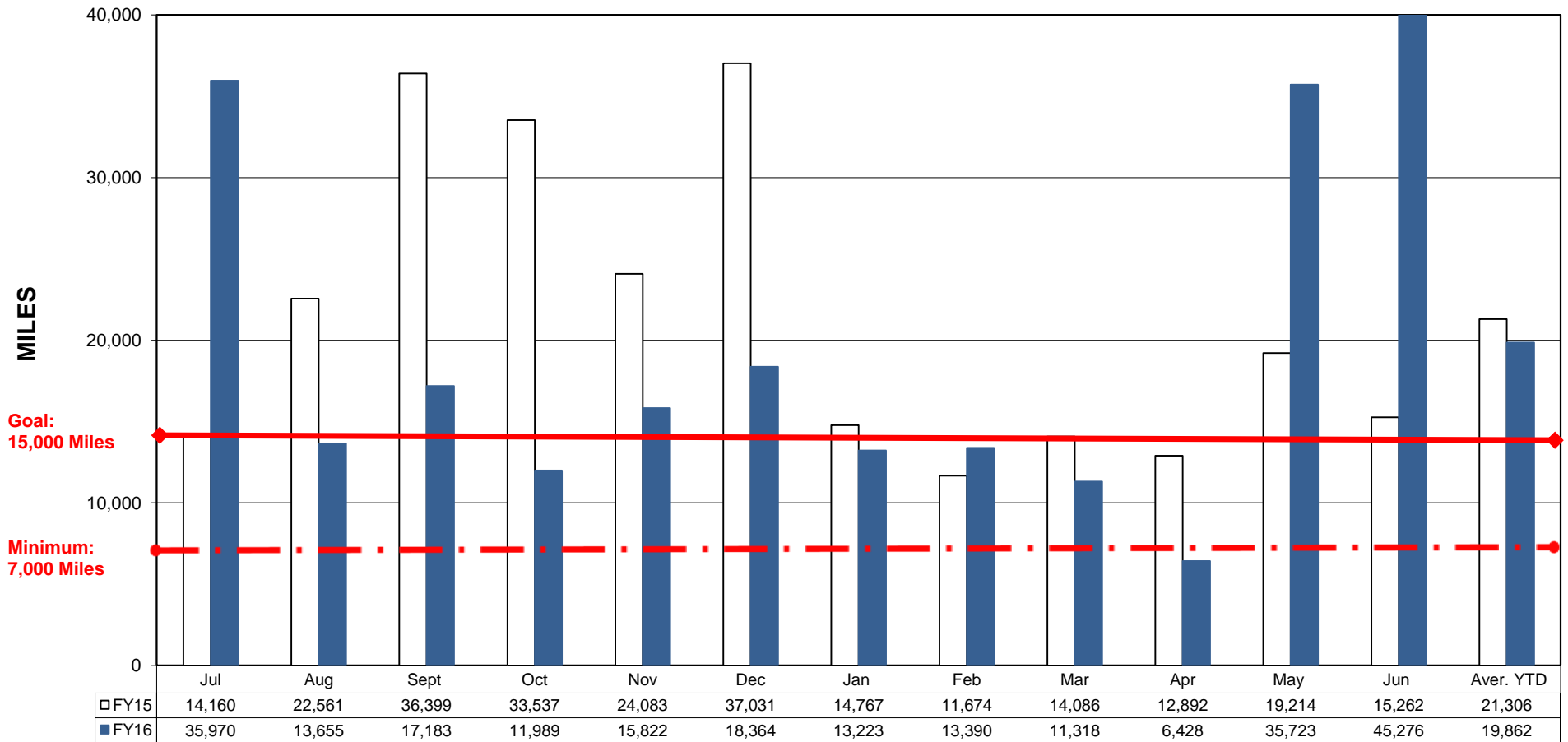
Fleet Series	Manufacturer Model/Year	Quantity In Revenue Service	Engine	Fuel Type	MPG	Average Life To Date Miles
1101-1121 (1120 only)	Gillig Phantom 2000	1	Detroit DC Series 50 ERG	ULS Diesel	4.5	706660
1122 - 1129	Gillig Phantom 2003	7	Detroit DC Series 50 ERG	ULS Diesel	4.2	504359
1701 - 1712	Gillig Low-floor 2002	12	Cummins ISM 280 HP	ULS Diesel	4.1	592601
1713 - 1724	Gillig Low-floor 2003	12	Detroit DC Series 50 ERG	ULS Diesel	4.5	490332
1725 - 1729	Gillig Low-floor 2007	5	Cummins ISM 280 HP	ULS Diesel	3.7	297906
1730 - 1733	Gillig Low-Floor 2015	4	Cummins ISL 280	ULS Diesel	6.2	59638
1801 - 1804	Gillig Suburban 2002	3	Cummins ISM 280 HP	ULS Diesel	4.9	857001
1805 -1808	Gillig Suburban 2003	4	Detroit DC Series 50 ERG	ULS Diesel	4.8	777179
1901 Electric / 1903 Diesel	2003 Optima Trolley	2	Cummins ISB	ULS Diesel	6 mpg Diesel trolley	18,146 Elec; 147,387 Diesel
2001 - 2010	Gillig Low-floor 2007	10	Cummins ISM 280 HP	ULS Diesel	4.6	370,196
2011 - 2021	Gillig Low-floor 2015	11	Cummins ISL 280	ULS Diesel	5.7	47,590
2101	Gillig Low-Floor Commuter 2013	1	Cummins ISL 280	ULS Diesel	6.2	147,121
2102 - 2104	Gillig Low-Floor Commuter 2015	3	Cummins ISL 280	ULS Diesel	6.7	94,028
4501 - 4504	MCI D4500 2009, 2010, 2012	4	Cummins ISM 480 HP	ULS Diesel	6.1	455,293
4505 - 4506	MCI D4500 2015	2	CUMMINS ISX 385 HP	ULS Diesel	6.7	142,023
995	El Dorado AEROELITE 290	1	Ford F550	Gasoline	6.6	25,455
<b>Total Revenue Vehicles-Active Fleet:</b>		<b>82</b>				
<b>Contingency Fleet</b>	Model Yr. 2003, Gillig Phantom: 1122	1	Cummins ISM 480 HP	ULSD Diesel	N/A	504,179

Historical Fleet:	"Bus 80" 1948 Fageol, Twin Coach (Gasoline)
-------------------	---

	Revenue Fleet	Non-Revenue Fleet
Miles:	316,929	26,432
Gallons:	63,193	1,501
Average Miles Per Gallon:	5.0	17.6

Current Inventory Value:	
Fuel, Coolant & Lubricants:	\$90,406
Parts & Supplies:	\$205,601
Total Value:	\$296,007

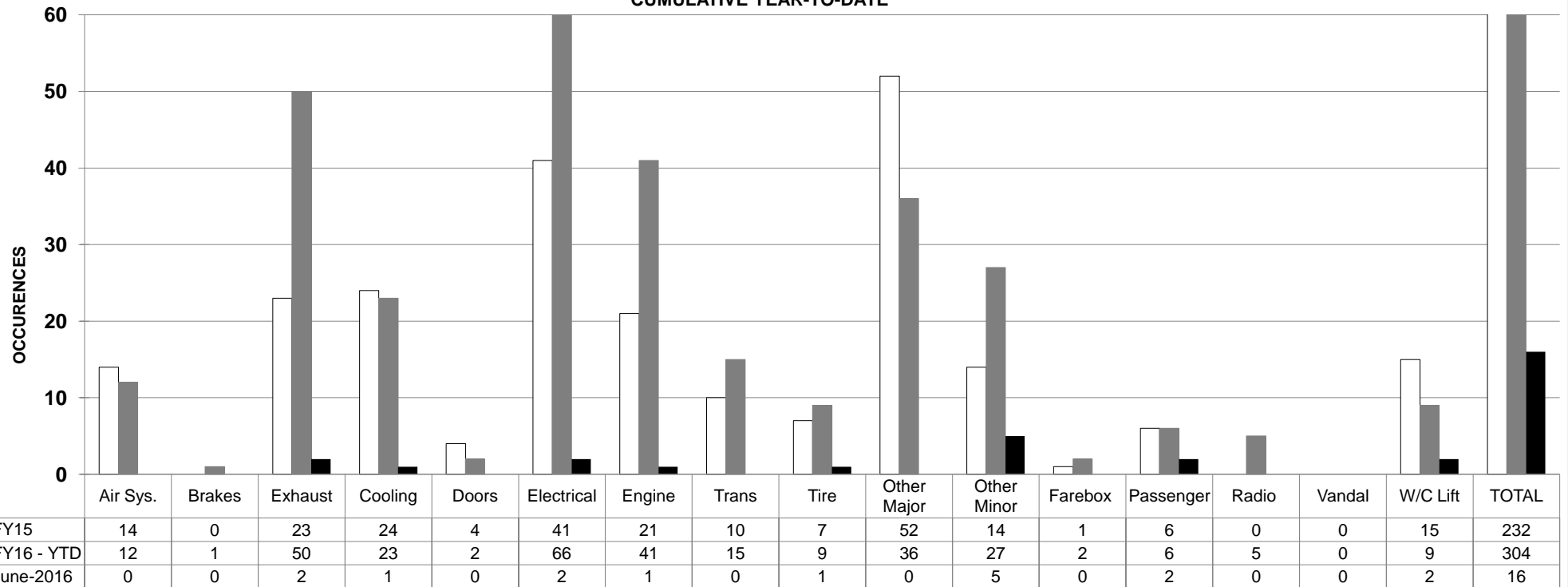
**Miles Between Major Mechanical Roadcalls**  
**FY15 vs. FY16 YTD**  
**Year to Date Comparison**



## All ROAD CALLS - BY CATEGORY

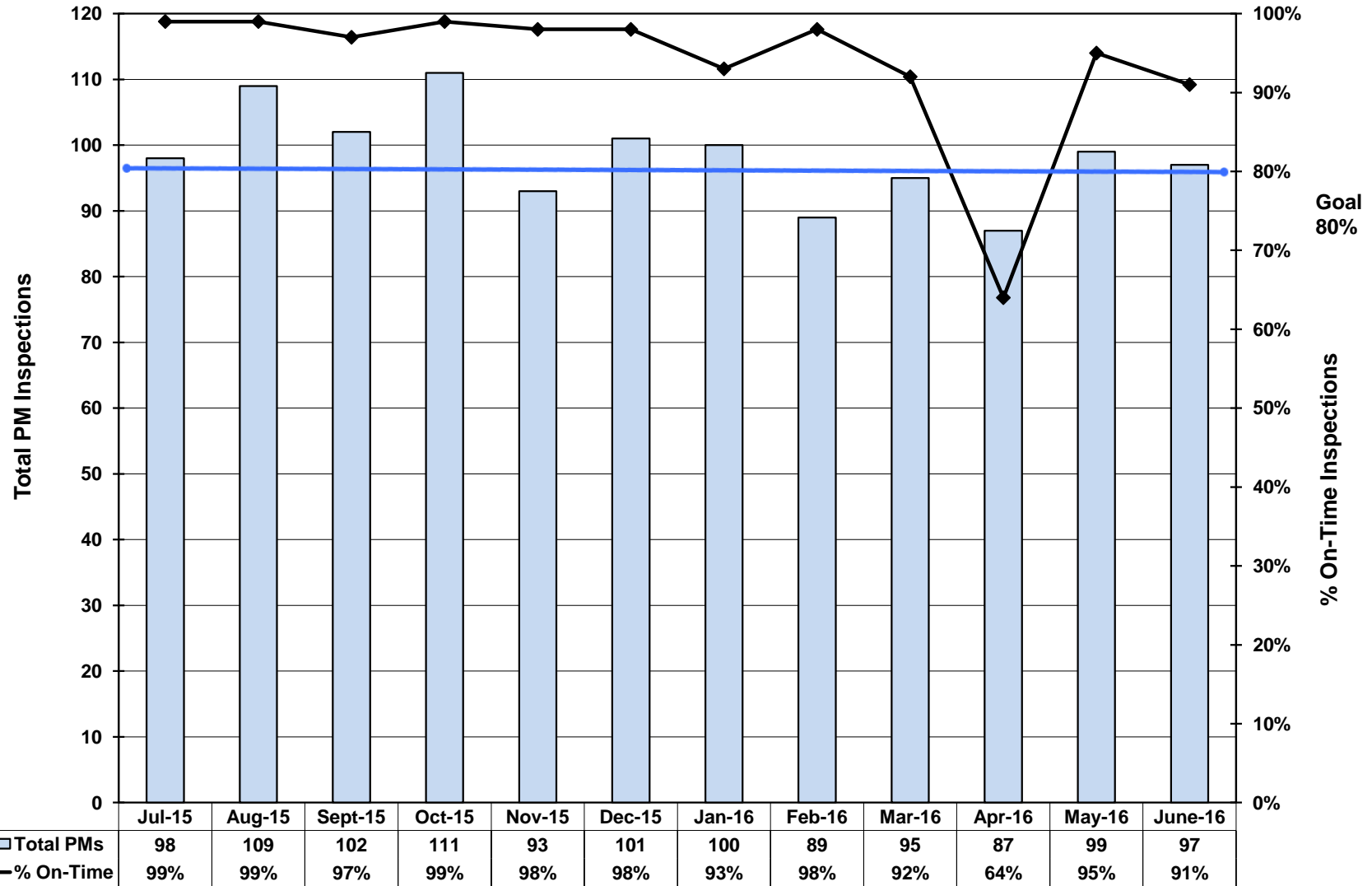
FY 2015 & 2016

CUMULATIVE YEAR-TO-DATE



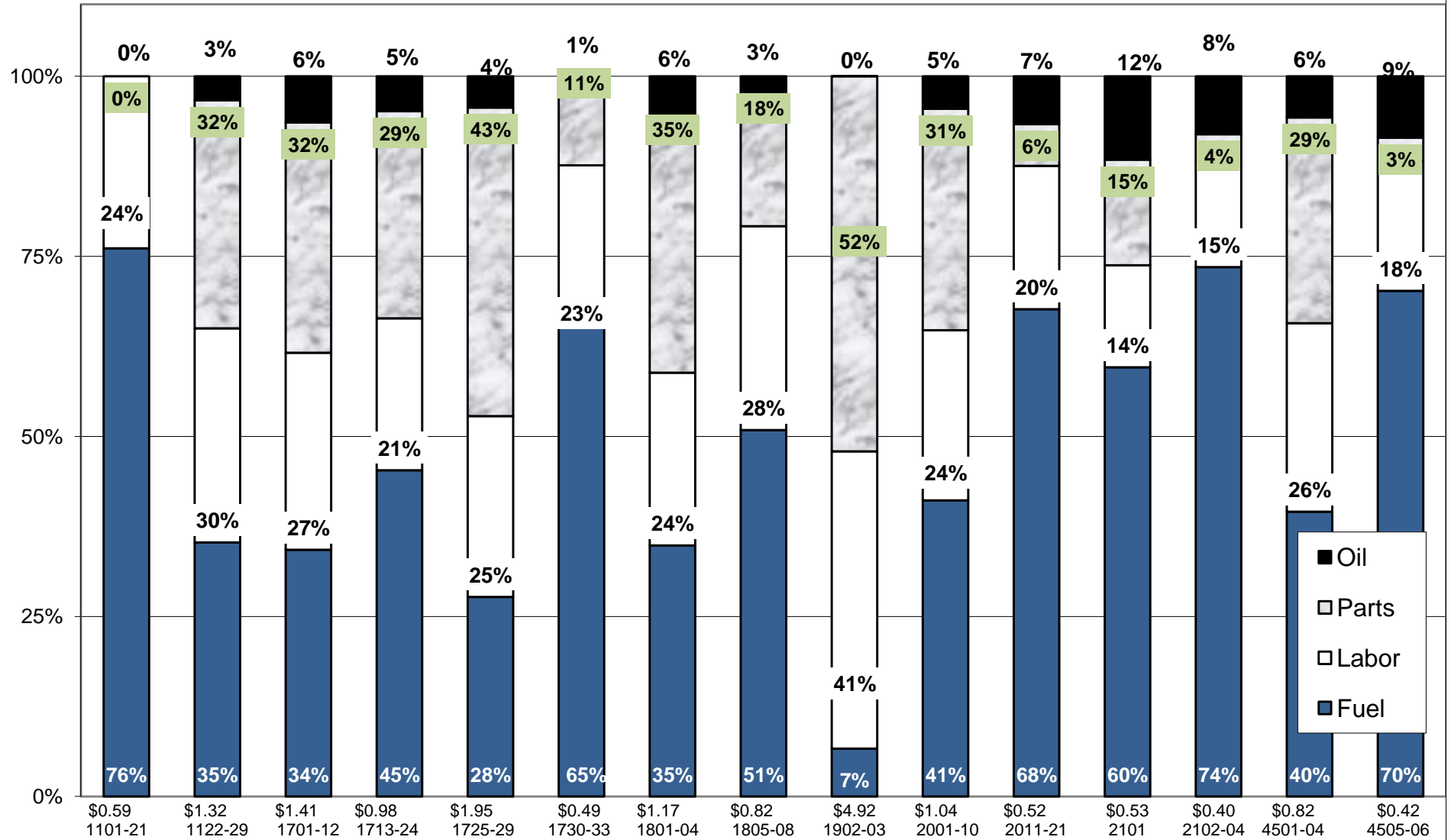
\* "Other Major" and "Other Minor" categories includes major or minor mechanical failures not listed on this chart

# PREVENTIVE MAINTENANCE (PMs) INSPECTIONS PAST TWELVE MONTHS



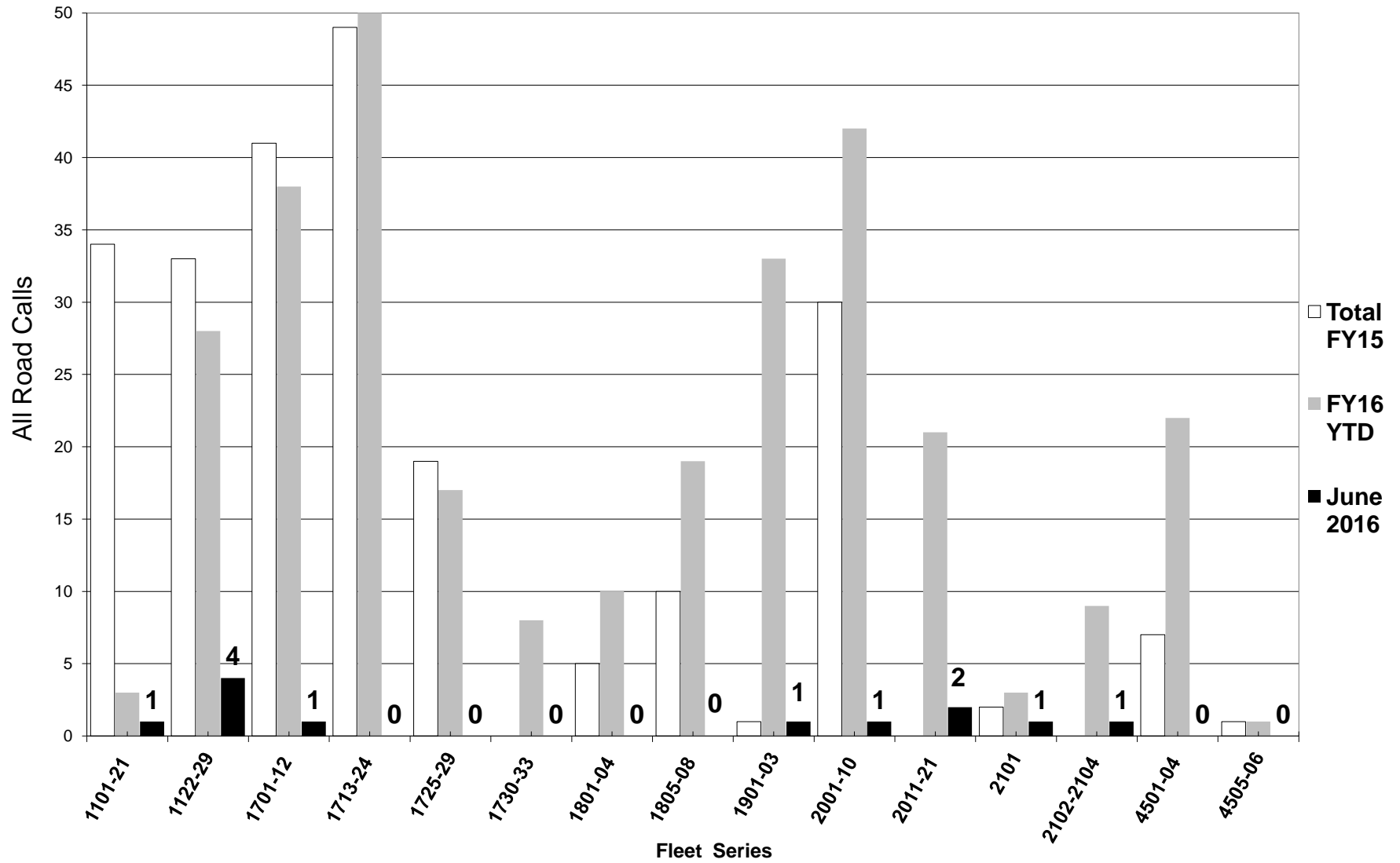
# Revenue Fleet: Operating Cost Per Mile

June 2016

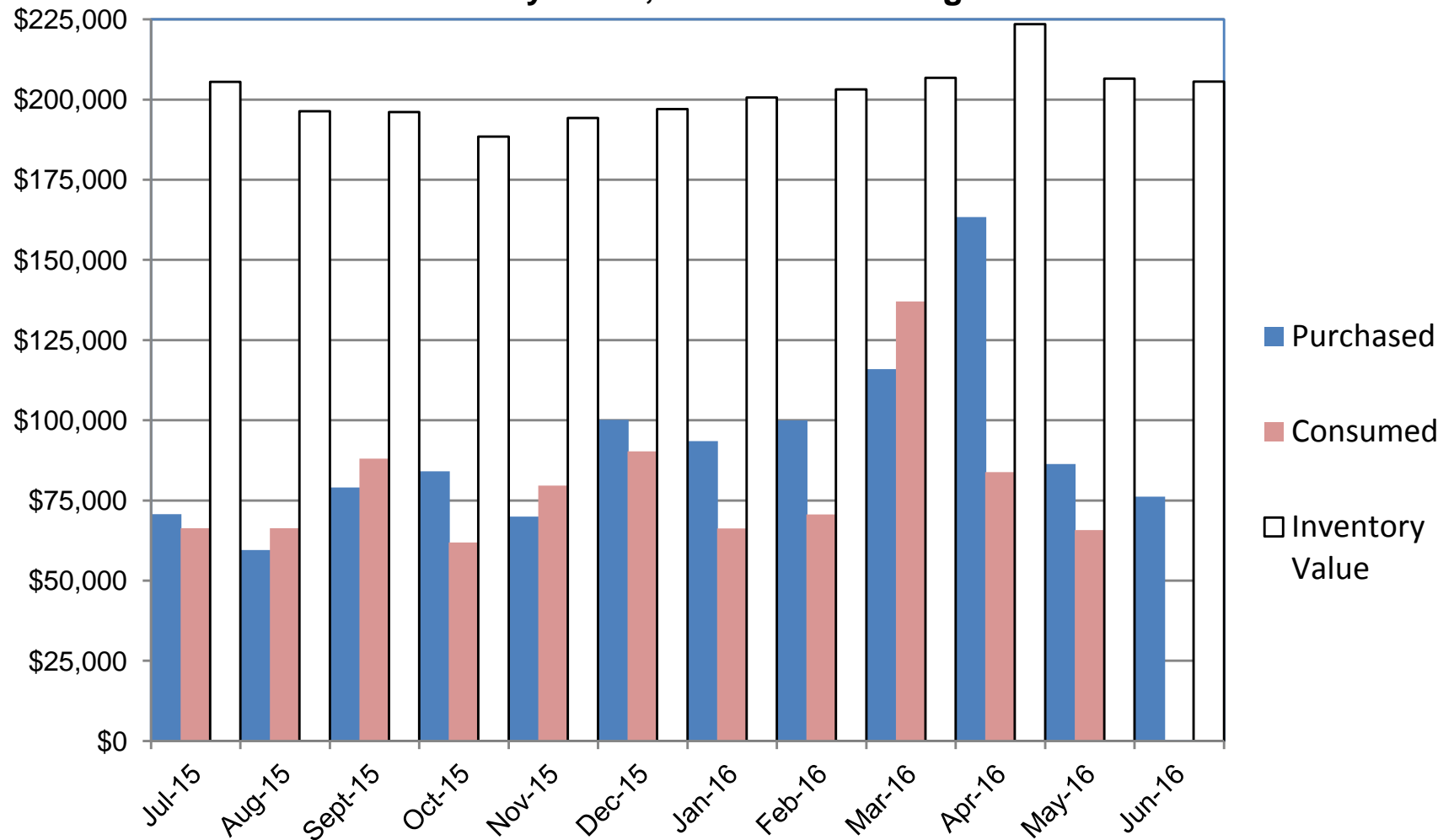


Cost Per  
Mile & Fleet Series :

**June 2016: ALL ROAD CALLS BY BUS SERIES**  
**Major Mechanical: 7 Other/Minor Mechanical: 9**  
**Total Miles: 316,929**



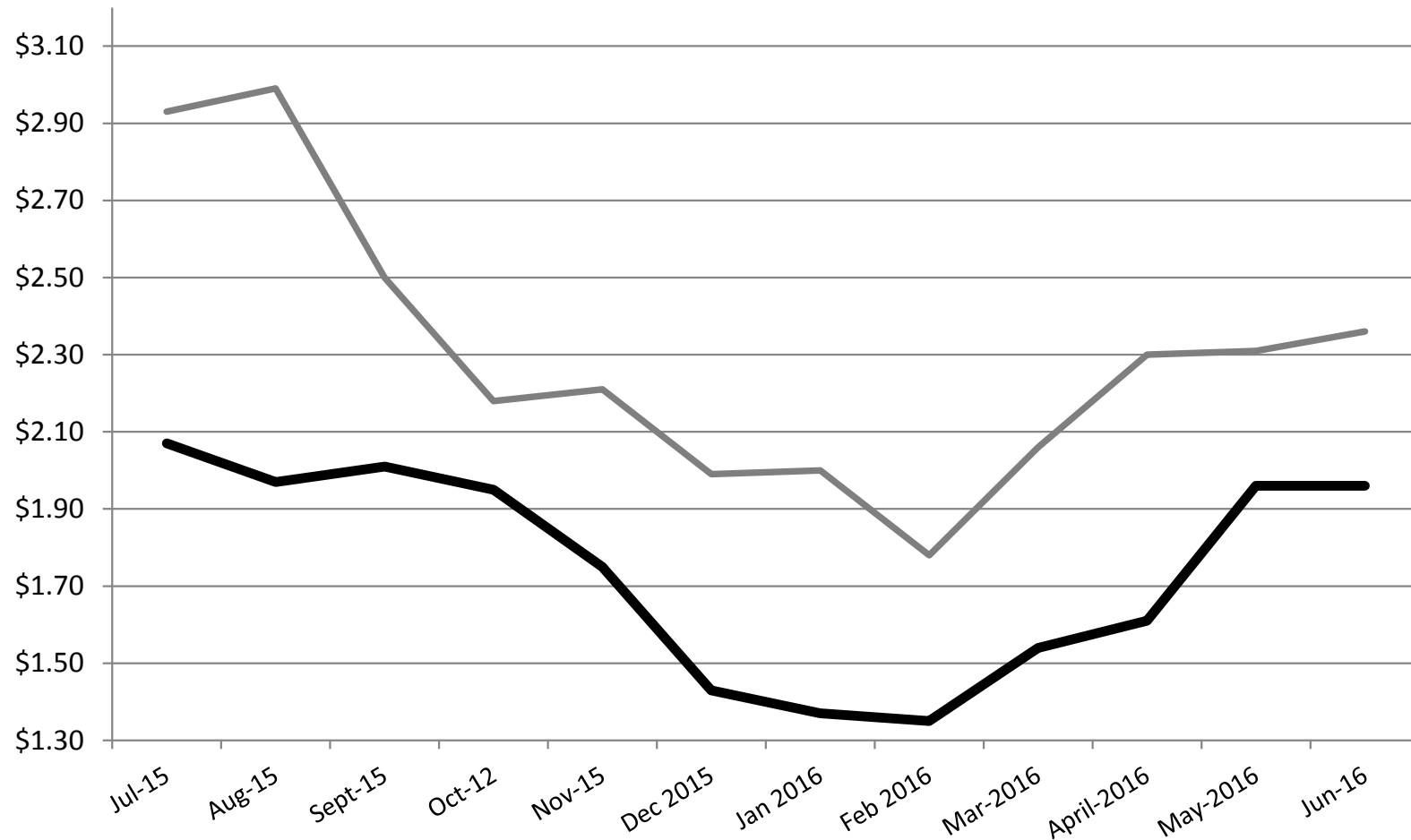
## Fleet Support Inventory Value, Purchases & Usage



# 12 Month Rolling Fuel Cost

(Monthly Average)

— Diesel — Gasoline



**12 Month Average:**  
Diesel: \$1.78  
Gasoline: \$2.35

**FY16 Average:**  
Diesel: \$1.75  
Gasoline: \$2.30

**FY2016 Fuel Budget**  
Diesel: \$3.25 Gallon  
Gasoline: \$3.35 Gallon



## ATTACHMENT 4

Date: September 19, 2016

To: C. Sedoryk, General Manager/CEO

From: Hunter Harvath, Assistant General Manager – Finance & Administration; Andrea Williams, General Accounting & Budget Manager; Mark Eccles, Director of Information Technology; Kelly Halcon, Director of Human Resources/Risk Management; Zoe Shoats, Marketing Manager; Sonia Bannister, Customer Service Supervisor.

Subject: **Administration Department** Monthly Report – June 2016

The following significant events occurred in Administration work groups for the month of June 2016:

### Human Resources

A total employment level for June 2016 is summarized as follows:

<b>Positions</b>	<b>Budget FY16</b>	<b>Actual</b>	<b>Difference</b>
Coach Operators F/T	137	136	-1
Coach Operators Limited Duty	0	0	0
CO Occupational Injuries	5	0	-5
Operations Staff	30	28	-2
Maintenance & Facilities	46	44	-2
Administrative (Interns 2 PT)	26	26	0
<b>Total</b>	<b>244</b>	<b>234</b>	<b>-10</b>

\*Total budget numbers do not include the C/O on Long Term Leave as those numbers are already reflected in the Coach Operators/Trainees number.

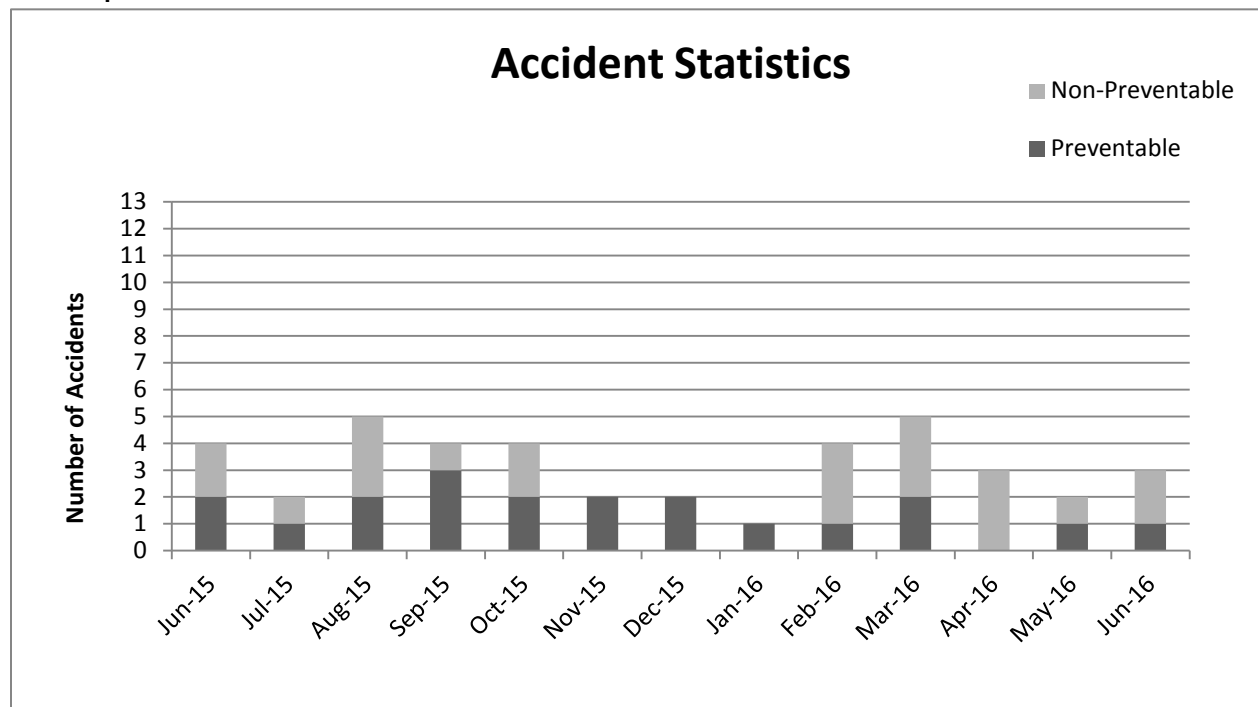
<b><i>June Worker's Compensation Costs</i></b>	
<i>Indemnity (paid to employees)</i>	<b>\$75,028.42</b>
<i>Other (includes Legal)</i>	<b>\$20,295.26</b>
<i>Medical includes Case Mgmt, UR, Rx &amp; PT</i>	<b>\$7,627.03</b>
<i>TPA Administration Fee</i>	<b>\$5,000.00</b>
<i>Excess Insurance</i>	<b>\$7,775.33</b>
<b><i>Total Expenses</i></b>	<b><i>\$115,726.04</i></b>
<b><i>Reserves</i></b>	<b><i>\$1,310,533.26</i></b>
<b><i>Excess Reserved</i></b>	<b><i>(\$465,987.60)</i></b>
<i># Ending Open Claims</i>	<b>34</b>

## Training

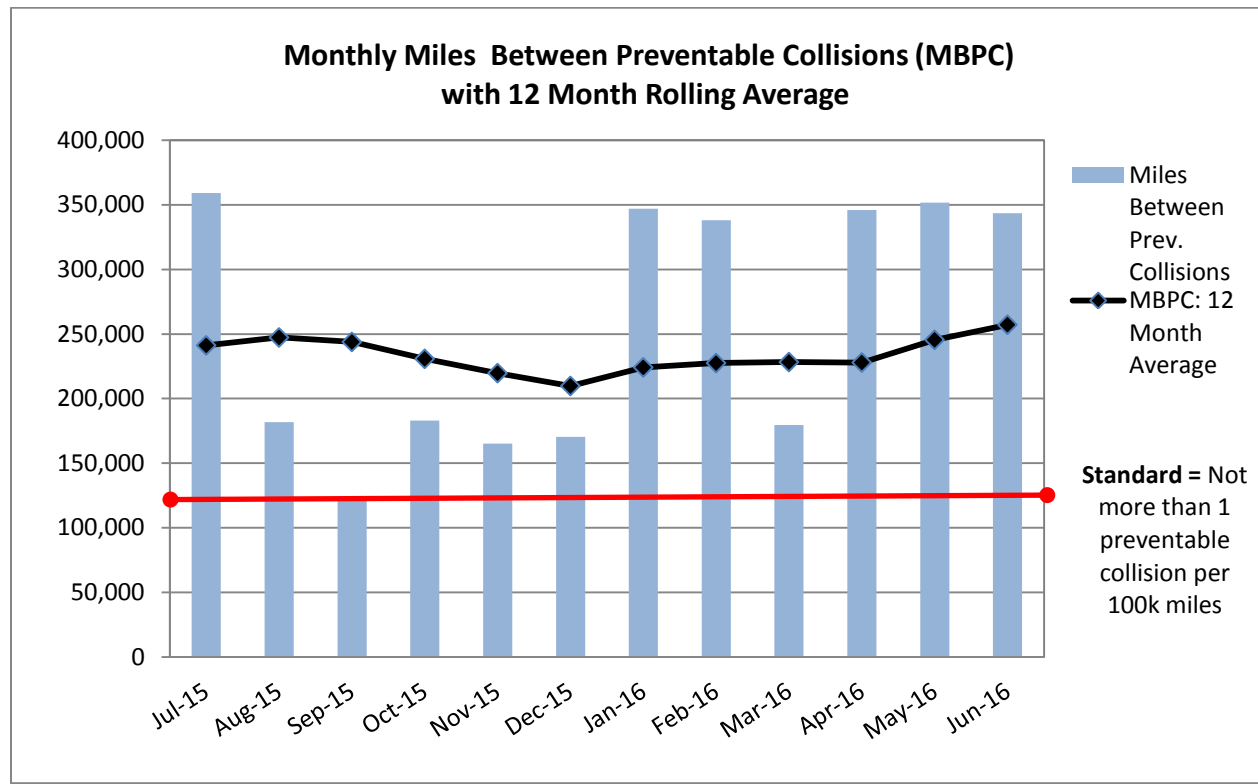
Description	Attendees
New Vehicle Familiarization Training (Vehicle 994)	7
Annual Coach Operator Verification Transit Training (VTT)	5
Maintenance Safety Training	13
In service training-ADA Reasonable Accommodations	5
Operations Staff Annual Verification of Transit Training (VTT)	22
Ethics AB1234 Training	1
Post-Accident/Incident Re-training	2

## Risk Management

Description	June 2016 Preventable		June 2015 Preventable	
	Yes	No	Yes	No
POV Vehicle hits MST Vehicle	0	2	0	2
MST bus hit vehicle	1	0	2	0
<b>TOTAL</b>	<b>1</b>	<b>2</b>	<b>2</b>	<b>2</b>



During the month of June there was 1 preventable collision, no injuries. Bus clipped mirror of parked vehicle on Lighthouse Ave in Monterey.



There were \$6,629.79 claim recoveries during this period and no claims paid.

### Customer Service Update

Service Report Type	MST	*Other Provider	# of valid reports	% of reports received	June '15	% of reports received
Improper Driving	8	2	1/2*	20.9%	8	18.2%
ADA Compliance					1	2.3%
Passed By		3	2*	6.3%	4	9.1%
Improper Employee Conduct					2	4.5%
Bus Stop Amenities	1			2.1%	1	2.3%
Late Arrival	1			2.1%	1	2.3%
No Show	2		1	4.2%	4	9.1%
Fare / Transfer Dispute	1	2	2*	6.3%	1	2.3%
Off Route		1	1*	2.1%	1	2.3%
Service Other	1	4	1*	10.5%	8	18.2%
Title VI Complaint					0	0.0%
Early Departure	2	1	1/1*	6.3%	1	2.3%
Service Animal	1			2.1%	0	0.0%
Taxi					0	0.0%

Employee Other	6	3	1/2*	18.8%	9	20.5%
Overcrowding					0	0.0%
Passenger Injury	2		1	4.2%	1	2.3%
Routing					2	4.5%
Request to Add Service					0	0.0%
Agency Policy	1			2.1%		
Inaccurate Public Information	1			2.1%		
Passenger Conduct	2	1	2	6.3%		
Service Schedule		1		2.1%		
Vehicle Maintenance	1			2.1%		
<b>Total Complaints</b>	<b>30</b>	<b>18</b>		<b>100.0%</b>	<b>44</b>	<b>100.0%</b>
Employee Compliment	2	2			2	
Service Compliment					1	

## **Finance Update**

### **General Accounting/Accounts Payable**

During the month of June, staff processed timely and accurate payments to vendors, recorded appropriate revenues, and prepared monthly financial reporting and analyses. Throughout the month, staff gathered and compiled information in preparation of MST's June 30<sup>th</sup> fiscal year-end close and annual interim portion of the Audit performed by Vavrinek, Trine, Day & Co., LLP scheduled for July 11-13, 2016.

### **Payroll**

Routine changes and adjustments to payroll records were maintained along with filing of all federal, state, and retirement reports and payments on a timely basis. Payroll continued to provide hours and earnings reports upon request to MST departments.

### **Grants**

During the month of June, staff worked internally to address necessary corrective actions for the FTA Triennial Review. Staff worked with CHISPA to compile all information and documents needed to submit an application to the Strategic Growth Council for funding under the Affordable Housing and Sustainable Communities Program. Staff also submitted grant applications to the Monterey Bay Unified Air Pollution Control District for AB2766 funds.

### **Purchasing**

During the month of June, parts staff was busy with managing inventory levels and ensuring continued supplies. Inventory levels remain under \$200K, and with new buses added to the fleet, parts staff is seeing a decline in the expenditure of costly component replacements. Several large procurements were underway, including an RFP for South County Marketing Services, and an RFQ for Taxi Vouchers.

## **Information Technology Update**

Staff liaised with the County of Monterey Information Technology Department regarding the radio hardware to be installed to extend data/radio/cell coverage to include San Jose, Paso Robles, and other outlying areas of service. Staff monitored the virtual computer systems. Staff worked with the telephone company to include the new administration building in the transition to a Voice Over IP (VOIP) telephone system as well as a fiber data connection between Ragsdale Road and Ryan Ranch Road. Staff planned for the move into the 19 Upper Ragsdale Drive location.

Staff monitored the hardware and software for the Trapeze Group TransitMaster (TM) Automatic Vehicle Location system. Staff liaised with MST maintenance department electronics technician colleagues regarding the installation of the TM system hardware on contractor operated revenue vehicles. Staff monitored the Trapeze Enterprise Asset Management (EAM) vehicle maintenance system after the recent EAM system upgrade. Staff continued to support the users of the Serenic Navision accounting/payroll system. Staff monitored the functionality of the customer service database.

And, staff continued to support other MST staff members as needed, proactively ensuring that all were supported fully with their IT needs.

## **Marketing and Sales Update**

Published news stories include: "Caltrans awards funds to buy MST electric buses" (The Californian, 6/1/16); "Local groups team up to address summer traffic concerns" (Monterey County Herald, 6/3/16); "Handicap parking scofflaws, beware" (The Californian, 6/9/16); "Good Week/Bad Week" (Monterey County Weekly, 6/9/16); "Plenty of room for youth, savvy riders on buses" (The Californian, 6/16/16); "MST Trolley starts direct service to the Aquarium" (Monterey County Convention & Visitors Bureau Driving Business MCCVB Member Update, 6/20/16); "Leave your car behind on vacation" (The Californian, 6/30/16).

Press releases sent include: "MST bus service on Independence Day" (6/29/16).

Marketing activities: Mapped out new phone tree with AT&T; conducted photo shoot for new Monterey Bay Aquarium Direct Trolley; discussed moving coordination with staff; ordered plaque for Sam Farr's 2016 Transit Champion Award; sponsored Highway 68 Roundabout "play mat" press event at My Museum with MST bus banks as giveaways; sent digital copy of updated Trolley brochure to City of Monterey and MCCVB for distribution amongst their online channels; reviewed online customer service report/complaint process; revised staff email signatures for move; submitted copy for Frank's memorial plaque to sign maker; attended Carmel Chamber of Commerce Annual Luncheon; sponsored and attended Monterey County Hospitality Association's Employee Appreciation Day; sponsored Carmel Valley's Art & Wine Celebration with bag giveaway; ordered Monterey Bay Aquarium Direct Trolley bus stop flags; reviewed onboard rider and community non-rider survey results with staff; conducted inventory of wall space for artwork at Lichtanski Administration Building;

dropped off brochures at Monterey Public Library; assisted in board member nameplate order; ordered “SEE Something SAY Something” car cards for buses to increase public’s awareness of possible threats; planned ribbon cutting ceremony for Lichtanski Administration Building; ordered Wi-Fi decals for buses; reviewed database progress for Holman Highway 68 Roundabout reduced bus pass pricing; updated MST stationary designs to include business cards, letterhead, envelopes, labels, and certificate paper; continued work on design of real-time transit signage at bus stops; continued work on identification and wayfinding signage for 19 Upper Ragsdale office; attended Holman Highway 68 community and business workshops; attended HWY 68 Roundabout Construction Project communications working group meetings; managed MST website content, Facebook page, and Twitter account.

### **Planning Update**

During the month of June, staff continued to monitor the revenues and expenses for the military partnerships. With Congress restoring the federal transit benefit to be equivalent with that of the parking benefit at the end of 2015, revenues received from the MST’s military partnerships have stabilized and increased during recent months so that revenues are matching expenses and have fully made up for previous losses. In addition, the Presidio, with assistance of MST Business Development Transit Planner, Mike Gallant, continued its targeted recruitment efforts to maximize military and civilian participation in the federal transit benefit program. This effort is intended to secure and grow revenues for MST to continue operating the military-funded routes.

Staff continued planning efforts with Camp Roberts in southern Monterey County with the goal of providing transit service with funding assistance from an FTA Section 5311(f) grant. The new route will provide military service members and the public with a bus route from Templeton to Fort Hunter Liggett with stops in Paso Robles and Camp Roberts.

Staff continued participation in coordination meetings with the City of Monterey as the Highway 68 Roundabout moves closer to construction. The project will impact traffic conditions throughout the area as well as MST routes serving the Monterey Peninsula.

Staff attended a California State Parks stakeholder workshop for the draft Carmel Area Master Plan.

Throughout the month, staff continued participating in meetings with various local agencies, including Transportation Agency for Monterey County, Salinas Chamber of Commerce Government Relations Committee, Association of Monterey Bay Area Governments, the Monterey County Hospitality Association, Monterey County Business Council, and the Fort Ord Reuse Authority.

## ATTACHMENT 5

### **FY 2016 Action Plan** **Fiscal Year end update June 30 2016**

Year-to-date, the following activities have taken place towards achieving the board-adopted action plan for FY 2016:

1. Develop and implement service levels appropriate to funding availability. Ongoing

**Status: Service changes went in to effect December 8<sup>th</sup> reflecting current MST financial resources.**

2. Develop succession planning strategy for key positions that will be vacant due to pending retirements. January 2016

**Status: Executive Leadership Team members continue to discuss potential changes to organizational structure; a proposed organizational structure was shared with the Board HR Committee at their April meeting.**

3. Develop and implement Measure Q service plan to serve veterans, seniors and persons with disabilities. January 2016

**Status: Completed with final plan adopted in February 2016.**

4. Implement upgrade of telecommunications and intelligent transportation systems. June 2016

**Status: Completed installation of new telephone system and upgrades to dispatching software. Work continues on implement intelligent voice recording systems for MST RIDES and MST fixed route systems and real time information deployed to personal mobile devices.**

5. Continue review of alternative sites and strategies for financing and construction of MST operating, maintenance, administrative and customer facilities. Ongoing

**Status: Rehabilitation of Monterey operating and maintenance facility is on track and construction will start in the winter. Purchase of administrative facilities in Ryan Ranch and South County site for maintenance facility are complete.**

6. Provide administrative support in service to Monterey County RTA. Ongoing

**Status: The RTA has adopted a budget that repays MST start-up fees and begins repayment of RTA member jurisdiction start-up fees. City of Marina has joined the RTA.**

7. Maintain adequate staffing and organizational structure for MST and RTA. Ongoing

**Status: For the first time in two years, MST is fully staffed with coach operators and fleet maintenance staff.**

8. Implement email and document retention policy. March 2016

**Status: This item is postponed until FY2017/18 as an unanticipated loss of key staff delayed this project.**

9. Complete high/medium priority facility repair projects as funding allows. Ongoing

**Status: To date major facility projects have included installation of bus shelters in rural communities of San Ardo, San Lucas, and Chualar. New bus stops have also been installed in Salinas, Seaside, and Marina. Major plumbing repairs were made at the Salinas Transit Center. Staff completed renovations to improvements to 19 Upper Ragsdale Administrative Offices.**

10. Adopt and execute federal and state legislative programs. Ongoing

**Status: Staff continues remain actively involved with state and national trade associations and continues to collaborate with local jurisdictions and other stakeholders on key legislative initiatives. Federal transportation 5-year authorization and annual appropriation bills passed in December 2015.**

11. Procure replacement buses and expand MST fleet of electric buses as funding allows. Ongoing

**Status: We have received eight new MST RIDES buses and one new medium-sized bus for south county service. Staff continues to apply for funds through a variety of federal, state and local sources as available. 61 buses or 40% of MST fleet are eligible for replacement due to mileage or age.**

12. Develop a financing plan for Monterey Bay Operations and Maintenance Facility. September 2015

**Status: Completed. With the receipt of \$10 Million of state of California Cap and Trade funding the financing of the remaining funds for the construction of Monterey Bay Operations and Maintenance Facility will be achieved through private financing.**

13. Identify a location and financing plan for south county maintenance facility. March 2016

**Status: Staff has completed the purchase of King City maintenance facility . Finalization of innovative financing through the US Department of Agriculture community facilities program is ongoing pending the outcome of federal grant applications.**

14. Prepare a short range transit plan. June 2016

**Status: Staff has discontinued moving this project forward until FY 2018 due to other conflicting priorities.**



15. Actively participate in state and national trade associations to resolve issues related to Department of Labor dispute, California bus axle weights, and next federal transportation authorization funding bill.

**Status: Staff is actively involved in a variety of interest groups and trade associations addressing these issues. Bus axle weight legislation was signed by Governor Brown and a long term federal transportation authorization bill was passed in December 2015. Disputes between the state of California and US Department of Labor remain unresolved in federal court.**

16. Develop additional employee training and development opportunities through partnerships with local colleges, universities, and vendors. Ongoing

**Status: Staff is actively participating with Southern California Regional Transit Training Consortium to identify training opportunities and funding. Staff has also identified training opportunities with Cal State, Monterey Bay.**

17. Develop policies and training programs to ensure compliance with new federal American with Disabilities Reasonable Modifications rules. July 2015

**Status: Completed.**

18. Complete design and permitting of Monterey operations and maintenance facility rehabilitation. January 2016

**Status: Final design completed and submitted to the City of Monterey and Water Management District for permits. No issues of concern noted with permits anticipated to be delivered late summer 2016**

19. Review CalPERS benefit programs to ensure compliance with federal Affordable Care Act. Ongoing

**Status: Completed. No compliance issues with Affordable Care Act.**

20. Review alternatives to limit frequency of Department of Labor objections to federal grants due to implementation of Public Employee Pension Reform Act. January 2016

**Status: Staff has successfully applied for current federal operating grants and did not receive objections from the DOL objections and MST grant funds are anticipated to be received without delay.**

21. Develop and implement a minimum cash balance reserve policy. February 2016

**Status: Complete. Your Board adopted a cash balance reserve policy in May 2016.**

**Blank Page**

## ATTACHMENT 6

### Status of Achievement of Board adopted Goals Updated June 30, 2016

#### **Goal 1: Develop Adequate and Stable Long Term Revenues.**

*Pursue public/private and public/public partnerships, fare-pricing strategies and revenue generation from the use of MST assets as a means to generate the revenue required to construct needed capital facilities, purchase vehicles and sustain current and future transit services*

*Through education and advocacy, encourage policy makers and the general public to enact legislation at local, state and federal levels to provide sustained revenue sources that will support the future growth of Monterey County's public transportation system.*

**Status:** *Local sales tax Measure Q has passed providing a 15-year dedicated local source of funding. MST is receiving annual formula-driven state Cap and Trade funds to start new services in the Alisal corridor of Salinas (\$250k - \$400k) and has received \$10M to rehabilitate and expand its Monterey maintenance facility. Five-year federal funding authorization providing increased transit operating and capital funds was signed into law December 2015. The permanent restoration of the federal transit benefit in the FY 2016 appropriations bill will generate up to \$2M annually to support military-related services. With the adoption and implementation of cash reserve policies, MST is in the strongest financial position ever.*

#### **Goal 2: Provide Quality Transit and Mobility Management Services.**

*Develop and implement services, infrastructure and technologies to meet and exceed the expectations of customers, reduce subsidies and improve the value of MST in the community. Continue to explore and implement new technologies and practices that enhance the overall customer experience, improve safety and sustainability, reduce costs, attract new customers, retain existing customers, motivate employees and improve the value of MST in the community*

**Status:** *MST continues to meet and exceed nearly all performance standards for providing safe, affordable, on time, and dependable services as described in the Detailed Performance Dashboard. Recent surveys indicate both customer and employee satisfaction rates remain high. MST implemented a mobile version of the MST Online website that is optimized for cell phone and other mobile devices. Real time bus arrival information will be available to the general public before December 2016.*

**Goal 3: Implement board protocols and best practices to achieve effective and efficient board operations and board meeting management.**

*Implement training and orientation for Board members and provide concise oral and written reports that result in a well informed, well satisfied, participatory policy governance Board.*

**Status:** *Staff continues to work with the Board, focusing on the continuous improvement of interactions between board members, staff, and community members. Recent examples include ongoing reviews and updates of board policies and bylaws, implementation of dashboard reports, publication of a monthly newsletter, and construction of a new board room.*

**Goal 4: Educate the public on MST services through promotion, communication and advocacy.**

*Attract new riders and improve community support for MST by utilizing effective marketing, promotion and communication techniques and by applying greater focus in meeting individual community and stakeholder needs.*

**Status:** *This past year MST embarked on a television, print, and radio campaign to raise awareness of MST services and how they improve the quality of life for veterans, seniors, and persons with disabilities. The campaign was very well received and reflected the very positive opinions held by the community as reported in our community survey. MST provided partnerships with a number of local community events including the Artichoke Festival, Sand City West End Celebration, Monterey Jazz Festival, Monterey County Fair, California International Airshow, Cicovia Salinas, Viva La Familia, Salinas Holiday Parade of Lights, First Night Monterey, and Pacific Grove Good Old Days.*

**Goal 5: Actively promote organizational values to maintain high quality relationships with MST employees, contractors, vendors, board members and community stakeholders.**

*Act in manner in all we do to promote individual and organizational safety, efficiency, effectiveness and enhance the satisfaction of our customers, employees, partners, board members and other key stakeholders*

**Status:** *Per the results of employee surveys, MST has increased communication with employees, board members and the community through the monthly newsletter publication "MST Onboard." A special multi-disciplinary committee of MST staff was convened to make specific recommendations regarding the move to our new administrative*

***headquarters in Ryan Ranch. Relationships with our labor unions, employee associations, and stakeholders remain positive. Attitude and opinion surveys of non-MST customers reveal that we enjoy a very good reputation within the community as a whole.***

**Goal 6: Research, implement and promote policies and practices that encourage environmental sustainability and resource conservation.**

*Implement economically sound and environmentally-friendly resource conservation policies that reduce dependence on scarce natural resources and the potential for negative impacts on our environment.*

**Status: MST continues to implement environmentally friendly technologies, including 16 hybrid electric service vehicles, three all electric service vehicles, four hybrid-electric buses, one all electric trolley, and solar powered customer information systems at shelters in South County locations and an additional 40 locations throughout the MST service area.**

**Goal 7: To attain industry leadership for like-sized agencies within California and the United States.**

*Develop and implement programs and practices that distinguish Monterey-Salinas Transit as a leader with the public transit industry.*

**Status: MST continues to be recognized as a leader in the industry, and our mobility management programs including senior shuttles, reduced fare taxi vouchers for seniors and persons with disabilities, and travel training programs are recognized for their innovation. MST staff maintain leadership roles with major trade associations, including the California Association for Coordinated Transportation, California Transit Association, and American Public Transit Association. The General Manager/CEO is a member of the APTA Executive Committee and will become chair of the California Transit Association in 2017. Members of the executive leadership team sit on key committees and hold leadership positions within a variety of local, state, and national trade associations.**

**Blank Page**

# Caltrans awards funds to buy MST electric bus

David Castellon 7:08 p.m. PDT June 1, 2016



(Photo: Jay Dunn/The Salinas Californian)

Monterey County's largest public transit system is slated to receive nearly \$300,000 to buy a new electric bus.

On Wednesday, the California Department of Transportation announced the Monterey-Salinas Transit District is among 131 agencies and projects in California that will divide more \$74.6 million in funding from the agency's Low Carbon Transit Operations Program.



THE SALINAS CALIFORNIAN

Campaign revs up for bus rides to college

(<http://www.thecalifornian.com/story/news/2016/05/19/hartnell-misses-boat-free-bus-rides/84615394/>)

"These projects are not only going to make public transportation more efficient and affordable to more Californians, but make it more climate friendly as well," Caltrans Director Malcolm Dougherty said in a news release.

"This program is one of the strategies the state is employing to meet its ambitious goals to address climate change, and specifically prioritizes projects that will serve disadvantaged communities," release continues.

MST will receive \$298,890 to buy the bus, which would increase service, efficiency and reliability of service in disadvantaged communities while also reducing greenhouse emissions, according to a Caltrans document.

The transit system covers a 280 square-mile area of Monterey County and Southern Santa Cruz County, including the cities of Salinas, Marina, Seaside, Carmel, Del Rey Oaks, Gonzales, Greenfield, Monterey, Pacific Grove, Sand City, King City and Soledad.

Among the larger recipients of the grants are the San Francisco Municipal Transportation Agency, slated to receive \$8.1 million to expand transit service along five of its routes, and the Los Angeles County Metropolitan Transportation Authority, which will receive more than \$7 million to build six light-rail stations as part of a project to extend service to the San Gabriel Valley.

Read or Share this story: <http://bit.ly/1WZx75Z>

## Local groups team up to address summer traffic concerns

By Barbara Meister

Monterey Bay Aquarium public affairs director

As the summer travel season begins, local restaurants, attractions and roadways will soon be a little busier than normal. Visitors drive Monterey County's \$2.7 billion hospitality industry, which employs more than 24,000 people and generates some \$73 million in tax revenues that fund neighborhood improvements, city services and road construction.

One road project scheduled to start in June will reconfigure the Highway 68, Highway 1 and 17 Mile Drive interchange. With the new Holman Highway 68 Roundabout, planners aim to increase safety and improve traffic flow at the intersection and along two main Monterey Peninsula routes: Lighthouse Avenue and Holman Highway 68.

In advance of that construction, business leaders, jurisdictions and transit agencies have teamed up to outline convenient, affordable transit alternatives for people visiting, working and living on the Monterey Peninsula.

During roundabout construction, Monterey Peninsula residents and employees affected by construction can take advantage of:

- A 50 percent discount at Monterey's Downtown East parking garage, where passengers can catch free MST Trolleys or ride MST's JAZZ bus rapid transit line to destinations in the Fremont-Lighthouse corridor. From here, commuters can also walk or bike along the Monterey Bay Coastal Recreation Trail.

- Free parking at Monterey Peninsula College, near MST JAZZ line stops. (This option, available only during MPC's summer break, requires a special permit from the city of Monterey).

- Discounted 31-day Ba-

sic GoPasses from MST (reduced from \$95 to just \$13 for adults over age 18) for residents and employees impacted by construction.

Registered bikers, walkers, bus passengers and park-and-ride commuters also qualify for TAMC's Emergency Ride Home. The program guarantees a direct ride in the case of personal or family illness, a serious problem at a child's school or day care, or an unexpectedly late night at work. Enrolled individuals will be reimbursed up to \$60 for taxi or rental car use, should an emergency occur.

While these initiatives encourage alternative transportation during roundabout construction, they're also intended to inspire long-term change. Representatives from the Transportation Agency for Monterey County and Monterey Bay Aquarium discussed commute options during a May workshop for hospitality businesses.

Through the Monterey Bay Aquarium's established alternative transportation program, for example, approximately 30 percent of the attraction's 550 peak-season employees walk, bike, carpool or ride the bus to work. With incentives outlined in this summer's new "Be a Tunnel Jumper" campaign, leaders hope to increase that to 45 percent.

The aquarium has also funded additional MST Trolley service and added signs outlining parking and public transit options as part of a comprehensive effort to ease congestion for visitors and residents.

The Monterey County Hospitality Association is working with local governments, businesses and civic groups to share information about commute alternatives, road closures and construction news. To subscribe to these updates, visit the TAMC website at [www.tamcmonterey.org/programs/highway-projects/highway-68-roundabout/](http://www.tamcmonterey.org/programs/highway-projects/highway-68-roundabout/).

*The Monterey County Hospitality Association ([www.mcha.net](http://www.mcha.net)) is the trade association serving the local tourism industry.*

Monterey County Herald  
6/3/16

**While these initiatives encourage alternative transportation during roundabout**



# Handicap parking scofflaws, beware

MacGregor "Goya" Eddy, For The Salinas Californian 2:34 p.m. PDT June 9, 2016



(Photo: File)

In Los Angeles, the Runyon Canyon trails are popular with joggers and hikers. In the surrounding Hollywood Hills neighborhood, no street parking is allowed except with permits available to residents.

In 2015, the streets were lined with vehicles displaying blue handicapped parking permits. Residents, who suspected that the joggers were not disabled, notified the Department of Motor Vehicles. The DMV sent an investigator, who issued tickets for misuse of the handicapped permits by people who had parked to go work out on the trails.



Clear public signage restricting use to those with disabled parking placards. (Photo: Jay Dunn/The Salinas Californian)

The citations these LA joggers received were expensive. A handicapped parking violation is not a simple infraction like most parking tickets but a misdemeanor -- a crime under California Vehicle Code 4461. Fines for misuse of a legally issued placard carries a minimum fine of \$250 and can be as high as \$1,000. A second offense could cost more than \$3,000.

After the Runyon Canyon crackdown, some entrepreneurial folks set up a valet service to park cars for the joggers for a fee.

The disabled person who allows the placard to be improperly used is legally liable for the misuse. Forging a fraudulent placard is less common, and may (or may not) be treated as a felony at the prosecutor's discretion.

Responding to a legislative request in May, the state auditor is launching a review of the DMV disabled placard program, including looking at what the department does to combat fraud. This tightening of controls on parking permit abuse has the support of disability rights organizations, according to Angela Demott, executive director of the California Commission on Disability Access.

"We do enforce handicapped parking rules when we can," said Salinas Police Sgt. Gerald Ross. He said the problem in Salinas is that people tend to use the placards even when the disabled person is not in the car.

"Mom has a handicap, but the whole family uses it (the placard) to park in restricted areas," said Ross. "Those are hard to catch."

Buy Photo



Pavement markings restricting use to those with disabled parking placards. (Photo: Jay Dunn/The Salinas Californian)

California has issued 2.6 million placards, some to licensed drivers, and others to nondrivers with disabilities and organizations that transport disabled people.

There are 26 million licensed drivers in California, and that means about one placard to every 10 drivers. The DMV does not track how many of the placards go to licensed drivers.

"I fully support the state's attempt to audit the use of handicapped parking placards to identify abuse and determine ways to prevent it," said Ronn Rygg, director of United Way Monterey County and chair of the Monterey Salinas Transit (MST) Mobility Advisory Committee.

"My caution is that some conditions that warrant the use of the placard are not readily visible and precautions need to be in place so that legitimate users are not victimized," Rygg said.

**Summer internship:** Ciclovía Salinas is offering an internship for high school students. The one-day festival in the fall celebrates vehicle-free movement. Ciclovía Salinas will transform East Alisal Street into a vehicle-free zone. From Main Street to North Sanborn Road, the street will be devoted to walking, biking, fitness classes, art activities and live music. The Ciclovía Salinas internship program is looking for high school students to help plan this youth-led event. Each intern will work with one of four committees: publicity, logistics, volunteers and activities. The interns are eligible to earn at least 30 hours of community service credit, and up to 110 hours. Interns will receive letters of recommendation, résumé-building experience, and development of leadership skills. Applications are online at [bit.ly/cicloviasalinas](http://bit.ly/cicloviasalinas). Contact Rubi Galarza by phone at 831-717-1384 or via email at [Cicloviasalinas@gmail.com](mailto:Cicloviasalinas@gmail.com)

**MST board:** The Monterey Salinas Transit Board of Directors will meet at 10 a.m. Monday at 24580 Silver Cloud Court, Monterey. The meeting agenda is online at [mst.org](http://mst.org).

*Follow MacGregor "Goya" Eddy on Twitter at @Goya1949. Contact her by email at [wecouldcarless@gmail.com](mailto:wecouldcarless@gmail.com) or mail to: We Could Car Less, in care of The Salinas Californian, 123 W. Alisal St., Salinas 93901.*

Read or Share this story: <http://bit.ly/1teC5PZ>

6/9/16

[http://www.montereycountyweekly.com/news/the\\_buzz/the-weekly-buzz/article\\_b71b891a-2dce-11e6-8eb5-a33fbcfadd2d.html](http://www.montereycountyweekly.com/news/the_buzz/the-weekly-buzz/article_b71b891a-2dce-11e6-8eb5-a33fbcfadd2d.html)

---

---

# 100

## THE WEEKLY TALLY

Miles from San Simeon to Moss Landing, run by a team June 8 in a relay for peace.

*Source: Sri Chinmoy Oneness-Home Peace Run spokesperson  
Prakhara Harter*

## WHO'S IN TOWN?

Strawberry growers, breeders and pest experts come to **Elkhorn Berry Farms** this week for a field day to learn about the latest in selecting traits for cultivars, germplasm collection and selecting for resistance to soilborne diseases like fusarium. Central Coast berry growers meet researchers from **UC Davis'** strawberry breeding program and get the chance to ask where the university is headed regarding strawberry research – a particularly sweet meeting considering the **California Strawberry Commission**, a co-host of this event, sued UC Davis in 2013, claiming top researchers were privatizing varieties developed in public. They settled last year.

10am-noon Thursday June 9. Elkhorn Berry Farms, 15400 Meridian Road, Prunedale. Free. (530) 308-2135, [www.calstrawberry.com](http://www.calstrawberry.com).

## WHAT'S UP WITH THAT

A reader asks why the trunks of the trees along Spreckels Boulevard are no longer painted white (and drawing as many car companies to film commercials). County historian Meg Clovis says the paint originally protected the bark of young trees from sun scald, per the recommendation of a staff arborist in March 2000. The 2012 *Spreckels Walnut Tree and Management Plan* did not suggest the use of any paint. There is no mention in either management report about painting mature trees.

## OVERHEARD

---

**“They sell coffins here too?”**

---

**“No. But that is a really big ice chest.”**

– Two older women browsing the aisles of Costco in Sand City

## GOOD WEEK / BAD WEEK

**GOOD:** Good news for locals (and tourists) who drive to New Monterey in peak traffic season: The **Monterey Bay Aquarium** launched a new direct trolley June 4, picking up at the Tyler Street garage downtown and on Cannery Row, making the trip every 15-20 minutes. The free trolley will run on weekends through June, then daily in July and August, at a cost of \$100,000 to the Aquarium. They’re trying to relieve traffic on Lighthouse Avenue, which is expected to get worse – temporarily – while construction is underway on a roundabout at Highway 68 and Highway 1. Another incentive: **Monterey-Salinas Transit** will offer deeply discounted monthly bus passes (\$13 instead of the usual \$95), encouraging drivers to park and ride from **Monterey Peninsula College** during construction. The Aquarium, meanwhile, is aiming to boost employee participation in its “tunnel-jumper program,” which includes free bike rentals at Heritage Harbor.

**BAD:** Thanks to sloppy record-keeping and safety violations that led to a 2014 explosion in Carmel-by-the-Sea, **Pacific Gas & Electric** had another bad week – at least financially. On June 1, the **California Public Utilities Commission** fined PG&E \$24.3 million after it found the company failed to keep accurate records of gas line locations, which is a violation of state regulations. The result of those shoddy records: an explosion that destroyed an unoccupied

cottage and damaged three nearby homes. The CPUC had already fined PG&E \$10.8 million for the explosion when it determined the company violated safety rules and failed to properly equip a crew that was trying to replace a gas line. The investigation into PG&E's practices began in November 2014 in response to the explosion and six other incidents involved its natural gas distribution system. Each incident involved inaccurate maps or records.

# Plenty of room for youth, savvy riders on bus

MacGregor "Goya" Eddy, For The Salinas Californian 12:18 p.m. PDT June 16, 2016



(Photo: Provided)

Abraham Renteria, 19, takes Line 28 on Monterey Salinas Transit (MST) to and from his job in Castroville. He travels by bus to save money and save the environment.

"Climate change is our biggest threat," said Renteria. "A lot of people don't want to admit it."

A 2015 graduate of Everett Alvarez High School, Renteria is taking a year off of study, called a gap year, to earn money and decide what to do with his life. Renteria plans to study politics, although he has a strong interest in art. "I plan to move to Portland (Oregon)," he said, with a smile that was both warm and a little shy.

"I will start with community college."



Abraham Renteria, 19, peruses the Monterey-Salinas Transit riders guide. The 2015 graduate of Everett Alvarez High School in Salinas plans to study in Portland, Oregon. (Photo: Provided)

Renteria's choice of Portland as a desirable place to live is understandable. Portland gets a high rating as a community for walking, biking and public transit ([www.walkscore.com](http://www.walkscore.com) (<http://www.walkscore.com>)). According to a study by the Transportation Research Board, many young adults are deciding where to live primarily based on whether a city is easy to get around without a car. Companies are moving away from the suburban industrial parks of the 1990s to downtown areas, partly to attract a talented workforce.

In Salinas, a better bus system and a more walking and bicycle friendly environment could help our prosperity as well.



THE SALINAS CALIFORNIAN

Handicap parking scofflaws, beware

(<http://www.thecalifornian.com/story/news/2016/06/09/handicap-parking-scofflaws-beware/85662280/>)

**Summer bus pass:** MST is again offering a Summer Youth Bus Pass for only \$38. If you are tired of being a mom taxi to the movies, the mall, the beach, their summer job, and oh yes, everywhere, this pass is for youth 18 years or younger. The GoPass provides unlimited rides on all MST routes all summer long for only \$38, a savings of \$247 as compared the cost of three months of bus passes.

**Text and ride:** Your teenagers and their friends can text, text, text on the bus, without creating danger to themselves or others. With this all route GoPass young people can not only get around Salinas but go to south county, San Jose and even Santa Cruz (with a transfer at Watsonville.) The Summer Youth Bus Pass is valid from June 1 through Aug. 31 and can be purchased at [mst.org](http://mst.org) (<http://mst.org>) and MST customer service locations. Call 888-MST-BUS1 for locations.

**Gas tax vs. road charge:** The gasoline tax is unfair as well as inadequate to meet the needs of our crumbling roads, bridges and tunnels. An electric car uses the same structures without paying for their maintenance, and a hybrid vehicle pays little. California is doing a study on the feasibility of shifting to a "Road Charge" revenue source. "Road charging means drivers pay to help maintain the roads based on the distance they travel or a period of time they use the roads, rather than the amount of gasoline they consume," according to [www.dot.ca.gov/road\\_charge](http://www.dot.ca.gov/road_charge) ([http://www.dot.ca.gov/road\\_charge](http://www.dot.ca.gov/road_charge))

I have been accepted to be a part of the pilot study (yes, dear readers, my husband and I do, indeed, own a car) and I will share my experience with you. I just finished the enrollment process and I noted that there are options for protecting the privacy of the data collected about our driving



THE SALINAS CALIFORNIAN

Campaign revs up for bus rides to college

(<http://www.thecalifornian.com/story/news/2016/05/19/hartnell-misses-boat-free-bus-rides/84615394/>)

**TAMC board:** The Transportation Agency for Monterey County Board of Directors will meet at 9 a.m. Wednesday at 1428 Abbott St., Salinas. See the agenda online at: [h \(<http://www.tamcmonterey.org>\)](http://www.tamcmonterey.org) <http://www.tamcmonterey.org>. (<http://tp://www.tamcmonterey.org>.)

*Follow MacGregor "Goya" Eddy on Twitter at @Goya1949. Contact her by email at [wecouldcarless@gmail.com](mailto:wecouldcarless@gmail.com) or mail to: We Could Car Less, in care of The Salinas Californian, 123 W. Alisal St., Salinas 93901.*

Read or Share this story: <http://bit.ly/28I7YkL>



## Zoe Shoats

---

**From:** info=seemonterey.com@reply.brnto.com on behalf of Monterey County Convention & Visitors Bureau [info@seemonterey.com]  
**Sent:** Monday, June 20, 2016 10:31 AM  
**To:** Zoe Shoats  
**Subject:** Driving Business MCCVB Member Update

If you are having trouble reading this email, you may [view the online version](#)

not displaying correctly? try adjusting in your browser


**MONTEREY**  
Monterey County Convention  
& Visitors Bureau

Monterey Convention | June 2016

**MONTEREY**  
**Grab life by the moments:**







## MCCVB Sales Team has booked more than 82,000 Room Nights

The MCCVB Sales Team has worked with the community to book meetings and conferences in Monterey County. They have generated more than 82,000 booked room nights in this fiscal year 2015-16; which is an increase of 63% year-over-year (YOY).



## MST Trolley Starts Direct Service to the Aquarium

Now available for visitors and locals: Ride the MST Trolley to all of the hot spots for free! Stops include downtown Monterey, Cannery Row, Fisherman's Wharf and even direct service to the Aquarium. More information can be found [here](#).

# Leave your car behind on vacation

MACGREGOR 'GOYA' EDDY 8:31 p.m. PDT June 30, 2016



(Photo: Provided)

Maren Sinclair Hurn of Santa Cruz has been to Yosemite National Park twice by train.

"A bus meets the train (Amtrak San Joaquin line) at Merced and takes you to Yosemite," Hurn said. "The bus waits for the train so you cannot miss the connection."

Inside the park, the bus offers a choice of nine destinations: Yosemite Valley Lodge, Park Visitor Center, Majestic Hotel, Half Dome, White Wolf, El Portal, Big Trees, Crane Flats, and Tuolumne Meadow.

Once inside the park, it is easy to get around on the free trolley.

"I have done it in summer and in winter," Hurn said. "I saw things from the train that I had never seen before and I met interesting people, some of them tourists from other countries."

Large numbers of cars in parks decrease air quality, damage trees and endanger wildlife. The National Park service encourages visitors to leave their car at home, or at least outside the park ([www.nps.gov](http://www.nps.gov) (<http://www.nps.gov/>)). Many parks now offer trolleys, shuttle buses, bicycle rentals and occasionally donkeys.

## VMT tax instead of gas tax?

California is in trouble, oddly enough, because we have done such a good job of using less fuel per mile. The taxes that pay for our roads, bridges and tunnels are paid at the pump with the gasoline tax. More fuel efficient vehicles and increasing numbers of electric cars have caused a steady decrease in money to pay for our roads. As less gas is pumped, less tax is collected, yet the use of the roads is increasing.

California is conducting a pilot program to collect road taxes Vehicle Miles Travelled (VMT) instead of by gallons of gas used. I am one the 5,000 volunteers who will test drive the Road Charge Pilot program. ([www.dot.ca.gov/road\\_charge](http://www.dot.ca.gov/road_charge) ([http://www.dot.ca.gov/road\\_charge/](http://www.dot.ca.gov/road_charge/))).

In order to track how much my husband and I drive our car, the state sent me small instrument to plug in under the dashboard. I will pay a road tax with virtual (pretend) money based on our use, and I will be able to see what it would cost.

The plan to collect road taxes from VMT seems fair to me, since everyone will pay for what they use. Some people argue that the VMT tax might discourage people from choosing to drive electric cars. Electric car drivers now pay no taxes for the roads, bridges and tunnels they use. Electric and hybrid vehicle buyers already get a tax benefit at the point of purchase which –combined with fuel cost savings – is enough incentive.

Although the electric car does, indeed, reduce greenhouse gas emissions, low emission vehicles *do not* reduce traffic congestion or the need for parking. If we take buses and trains, or if we walk or ride bicycles, these actions will reduce *both* traffic congestion and greenhouse gas emissions.

## Who takes the bus and why?

On Monday, I was on the bus (MST line 28) and asked my fellow passengers where they were going. Maria was on her way home to Castroville from work in a packing shed in Watsonville. Another woman was going to have lunch with a friend in Moss Landing. An older man said that his doctor told him not to drive, and he was on his way to a medical appointment. Three bus riders with three different reasons for the bus ride: work, visiting and medical necessity.

## Medical visits to San Jose, Palo Alto and San Francisco

Monterey Salinas Transit (MST) runs monthly medical trips from Salinas to San Jose and Palo Alto the first Tuesday of each month, and to San Francisco on the third Thursday of each month. You must make a reservation in advance by calling 831-373-1393 or 831-754-2804, option 2. You may bring one personal care attendant without charge. For details, see <http://www.mstmobility.org> (<http://www.mstmobility.org/>)

## Adrian Garcia Memorial Bicycle Ride July 2

Saturday, join friends and family of Adrian Garcia for a memorial bicycle ride. Garcia was killed by a hit-and-run driver on July 5, 2014, while riding his bicycle on Natividad Road. We will gather at the Northridge parking lot at noon and ride to El Dorado park for a picnic. The route will take us down North Main and over to Natividad Road, where we will pause at the mural in his memory.

**Board Report**

MONTEREY - SALINAS TRANSIT

August 1, 2016 2:48 PM

Page 1

ADAWSON

Vendor Ledger Entry: Posting Date: 06/01/16..06/30/16

Check Date	Check No.	No.	Name	Description	Amount (\$)
06/01/16	41592	PAC20	PACIFIC GAS AND ELECTRIC CO	UTILITIES	13,573.45
06/01/16	41592	PAC20	PACIFIC GAS AND ELECTRIC CO	UTILITIES	369.44
06/01/16	41592	PAC20	PACIFIC GAS AND ELECTRIC CO	UTILITIES	22.93
					<hr/>
					13,965.82
06/03/16	41593	STR30	A STROUSE AND SON GLASS INC	553	179.23
06/03/16	41594	ACC20	ACCESS OPTIONS, INC.	7004 check eng and tire monitor light	125.00
06/03/16	41595	BOY10	AECOM TECHNICAL SERVICES INC	REHAB AND RENOVATE TDA FACILITY	194,636.78
06/03/16	41597	AME01	AMERI PRIDE SERVICES, INC.	UNIFORM LAUNDRY SERVICES FY16	530.81
06/03/16	41597	AME01	AMERI PRIDE SERVICES, INC.	UNIFORM LAUNDRY SERVICES FY16	740.77
06/03/16	41597	AME01	AMERI PRIDE SERVICES, INC.	UNIFORM LAUNDRY SERVICES FY16	203.26
06/03/16	41597	AME01	AMERI PRIDE SERVICES, INC.	UNIFORM LAUNDRY SERVICES FY16	31.62
06/03/16	41597	AME01	AMERI PRIDE SERVICES, INC.	UNIFORM LAUNDRY SERVICES FY16	31.62
06/03/16	41597	AME01	AMERI PRIDE SERVICES, INC.	UNIFORM LAUNDRY SERVICES FY16	31.62
06/03/16	41597	AME01	AMERI PRIDE SERVICES, INC.	UNIFORM LAUNDRY SERVICES FY16	617.34
06/03/16	41597	AME01	AMERI PRIDE SERVICES, INC.	UNIFORM LAUNDRY SERVICES FY16	389.23
06/03/16	41597	AME01	AMERI PRIDE SERVICES, INC.	UNIFORM LAUNDRY SERVICES FY16	477.02
06/03/16	41597	AME01	AMERI PRIDE SERVICES, INC.	UNIFORM LAUNDRY SERVICES FY16	349.92
06/03/16	41597	AME01	AMERI PRIDE SERVICES, INC.	UNIFORM LAUNDRY SERVICES FY16	648.38
06/03/16	41598	AME40	AMERICAN PLUMBING	PLUMBING SERVICES FY16	104.69
06/03/16	41598	AME40	AMERICAN PLUMBING	PLUMBING SERVICES FY16	364.24
06/03/16	41598	AME40	AMERICAN PLUMBING	PLUMBING SERVICES FY16	172.24
06/03/16	41600	AME50	AMERICAN SUPPLY COMPANY	SUPPLIES	692.18
06/03/16	41600	AME50	AMERICAN SUPPLY COMPANY	SUPPLIES	82.28
06/03/16	41600	AME50	AMERICAN SUPPLY COMPANY	SUPPLIES	281.98
06/03/16	41600	AME50	AMERICAN SUPPLY COMPANY	SUPPLIES	156.05
06/03/16	41600	AME50	AMERICAN SUPPLY COMPANY	SUPPLIES	45.22
06/03/16	41600	AME50	AMERICAN SUPPLY COMPANY	SUPPLIES	449.68
06/03/16	41600	AME50	AMERICAN SUPPLY COMPANY	SUPPLIES	412.11
06/03/16	41600	AME50	AMERICAN SUPPLY COMPANY	SUPPLIES	156.05
06/03/16	41600	AME50	AMERICAN SUPPLY COMPANY	SUPPLIES	15.71
06/03/16	41600	AME50	AMERICAN SUPPLY COMPANY	SUPPLIES	25.43
06/03/16	41600	AME50	AMERICAN SUPPLY COMPANY	SUPPLIES	316.37
06/03/16	41600	AME50	AMERICAN SUPPLY COMPANY	SUPPLIES	35.47
06/03/16	41600	AME50	AMERICAN SUPPLY COMPANY	SUPPLIES	81.35
06/03/16	41600	AME50	AMERICAN SUPPLY COMPANY	SUPPLIES	14.14
06/03/16	41600	AME50	AMERICAN SUPPLY COMPANY	SUPPLIES	156.05
06/03/16	41600	AME50	AMERICAN SUPPLY COMPANY	SUPPLIES	96.30
06/03/16	41600	AME50	AMERICAN SUPPLY COMPANY	SUPPLIES	84.96
06/03/16	41600	AME50	AMERICAN SUPPLY COMPANY	SUPPLIES	1,737.65
06/03/16	41600	AME50	AMERICAN SUPPLY COMPANY	SUPPLIES	1,765.16
06/03/16	41601	AND2M	ANDERSEN'S LOCK AND SAFE	LOCK REPAIRS/MAINT	19.64
06/03/16	41601	AND2M	ANDERSEN'S LOCK AND SAFE	LOCK REPAIRS/MAINT	469.18
06/03/16	41602	RUI10	ANGELINA RUIZ	TUITION REIMBURSEMENT	630.52
06/03/16	41603	THO20	ANTOINETTE THOMPSON	GARNISH/1729	386.77
06/03/16	41604	MEN2S	ASSETWORKS, INC.	648	1,907.05

**Board Report**

MONTEREY - SALINAS TRANSIT

August 1, 2016 2:53 PM

Page 2

ADAWSON

Check Date	Check No.	No.	Name	Description	Amount (\$)
06/03/16	41605	ATT16	AT&T CALNET	PHONE SERVICE	138.24
06/03/16	41605	ATT16	AT&T CALNET	PHONE SERVICE	165.95
06/03/16	41605	ATT16	AT&T CALNET	PHONE SERVICE	111.71
06/03/16	41605	ATT16	AT&T CALNET	PHONE SERVICE	5,394.71
06/03/16	41606	ATT15	AT&T MOBILITY	MIS SUPPORT	1,376.68
06/03/16	41607	BAT20	BATTERY SYSTEMS INC	774	861.00
06/03/16	41608	NOV10	BILL'S WINDSHIELD REPAIR	WINDSHIELD REPAIRS BUS 1704	49.00
06/03/16	41609	BRE50	BRENTS ELECTRICAL	SHOP ELECTRICAL	4,900.78
06/03/16	41609	BRE50	BRENTS ELECTRICAL	SHOP ELECTRICAL FY16	667.42
06/03/16	41610	HAR75	BRIAN HUNTER HARVATH	APTA REIMBURSEMENT 5/13-16	872.22
06/03/16	41611	CJ10	C & J INTERNATIONAL PARTS DIST	Windshield replacement 497	309.62
06/03/16	41612	CSC10	C S C OF SALINAS	SHOP SUPPLIES/VEHICLE PARTS FY16	4.58
06/03/16	41612	CSC10	C S C OF SALINAS	SHOP SUPPLIES/VEHICLE PARTS FY16	41.32
06/03/16	41612	CSC10	C S C OF SALINAS	SHOP SUPPLIES/VEHICLE PARTS	-41.32
06/03/16	41613	CAL20	CAL-AM WATER CO	WATER SERVICE	87.03
06/03/16	41613	CAL20	CAL-AM WATER CO	WATER SERVICE	2,087.24
06/03/16	41613	CAL20	CAL-AM WATER CO	WATER SERVICE	118.47
06/03/16	41614	PUB11	CALIFORNIA PUBLIC EMPLOYEES	HEALTH INS. ID #7468015141	313,774.61
06/03/16	41615	CAL82	CALIFORNIA TRANSPORT LLC	TOWING SERVICES FY16 UNIT #2102	406.25
06/03/16	41615	CAL82	CALIFORNIA TRANSPORT LLC	TOWING SERVICES FY16 UNIT #1128	906.25
06/03/16	41615	CAL82	CALIFORNIA TRANSPORT LLC	TOWING SERVICES FY16 UNIT #1128	1,000.00
06/03/16	41615	CAL82	CALIFORNIA TRANSPORT LLC	TOWING SERVICES FY16 UNIT #1733	375.00
06/03/16	41616	CAL92	CALIFORNIA WATER SERV CO	WATER SERVICE	268.94
06/03/16	41616	CAL92	CALIFORNIA WATER SERV CO	WATER SERVICE	92.02
06/03/16	41617	CAR2W	CARLON'S FIRE EXTINGUISHER	FIRST AID /FIRE EXT FY16 - MTX	112.22
06/03/16	41617	CAR2W	CARLON'S FIRE EXTINGUISHER	FIRST AID /FIRE EXT FY16 - TDA	91.64
06/03/16	41617	CAR2W	CARLON'S FIRE EXTINGUISHER	FIRST AID /FIRE EXT FY16 - PEARL	79.02
06/03/16	41618	CAS50	CASNER EXTERMINATING, INC	PEST CONTROL FY16	125.00
06/03/16	41618	CAS50	CASNER EXTERMINATING, INC	PEST CONTROL FY16	125.00
06/03/16	41619	CEN25	CENTRAL COAST CAB	APRIL 2016	2,184.00
06/03/16	41620	CHI20	CHIDLAW MARKETING	MOBILITY AWARENESS TV ADS 4/21/16-6/21/1	2,920.00
06/03/16	41624	COM10	COMMERCIAL TRUCK CO.	758	16.31
06/03/16	41624	COM10	COMMERCIAL TRUCK CO.	748	37.81
06/03/16	41624	COM10	COMMERCIAL TRUCK CO.	520	181.95
06/03/16	41624	COM10	COMMERCIAL TRUCK CO.	768	169.64
06/03/16	41624	COM10	COMMERCIAL TRUCK CO.	765	1,729.63
06/03/16	41624	COM10	COMMERCIAL TRUCK CO.	763	379.32
06/03/16	41624	COM10	COMMERCIAL TRUCK CO.	527	12.02
06/03/16	41624	COM10	COMMERCIAL TRUCK CO.	748	25.03
06/03/16	41624	COM10	COMMERCIAL TRUCK CO.	747	109.13
06/03/16	41624	COM10	COMMERCIAL TRUCK CO.	532	139.61
06/03/16	41624	COM10	COMMERCIAL TRUCK CO.	507	91.90
06/03/16	41624	COM10	COMMERCIAL TRUCK CO.	763	1,348.62
06/03/16	41624	COM10	COMMERCIAL TRUCK CO.	744	104.36
06/03/16	41624	COM10	COMMERCIAL TRUCK CO.	709	239.29
06/03/16	41624	COM10	COMMERCIAL TRUCK CO.	675	224.57
06/03/16	41624	COM10	COMMERCIAL TRUCK CO.	732	190.34
06/03/16	41624	COM10	COMMERCIAL TRUCK CO.	809	291.87

**Board Report**

MONTEREY - SALINAS TRANSIT

August 1, 2016 2:53 PM

Page 3

ADAWSON

Check Date	Check No.	No.	Name	Description	Amount (\$)
06/03/16	41624	COM10	COMMERCIAL TRUCK CO.	549	133.23
06/03/16	41624	COM10	COMMERCIAL TRUCK CO.	812	413.32
06/03/16	41624	COM10	COMMERCIAL TRUCK CO.	794	6,006.69
06/03/16	41624	COM10	COMMERCIAL TRUCK CO.	792	123.93
06/03/16	41624	COM10	COMMERCIAL TRUCK CO.	792	87.74
06/03/16	41624	COM10	COMMERCIAL TRUCK CO.	788	225.47
06/03/16	41624	COM10	COMMERCIAL TRUCK CO.	547	57.62
06/03/16	41624	COM10	COMMERCIAL TRUCK CO.	543	95.43
06/03/16	41624	COM10	COMMERCIAL TRUCK CO.	520	15.96
06/03/16	41624	COM10	COMMERCIAL TRUCK CO.	558	40.16
06/03/16	41624	COM10	COMMERCIAL TRUCK CO.	812	376.21
06/03/16	41624	COM10	COMMERCIAL TRUCK CO.	811	473.41
06/03/16	41624	COM10	COMMERCIAL TRUCK CO.	814	30.71
06/03/16	41624	COM10	COMMERCIAL TRUCK CO.	684	-6.55
06/03/16	41624	COM10	COMMERCIAL TRUCK CO.	794	-2,749.95
06/03/16	41624	COM10	COMMERCIAL TRUCK CO.	809	-65.48
06/03/16	41624	COM10	COMMERCIAL TRUCK CO.	445	-28.81
06/03/16	41624	COM10	COMMERCIAL TRUCK CO.	394	-205.36
06/03/16	41625	CON50	CONSOLIDATED ELECTRICAL	BLDG MAINT SUPPLIES	26.20
06/03/16	41626	CUM10	CUMMINS PACIFIC	600	2,767.82
06/03/16	41627	WIL30	D D WILLIAMS EQUIPMENT CO	467	250.00
06/03/16	41627	WIL30	D D WILLIAMS EQUIPMENT CO	730	250.00
06/03/16	41627	WIL30	D D WILLIAMS EQUIPMENT CO	728	250.00
06/03/16	41628	DDD10	D3 SIGNS & PLASTICS	334	76.38
06/03/16	41629	DEA10	DEANE INDUSTRIAL MACHINING, IN	832	818.61
06/03/16	41630	DEV10	DEVIN-DURHAM-BURK	GARNISH/1897	246.00
06/03/16	41630	DEV10	DEVIN-DURHAM-BURK	GARNISH/1925	92.31
06/03/16	41630	DEV10	DEVIN-DURHAM-BURK	GARNISH/2176	69.23
06/03/16	41631	DIE10	DIESEL MARINE ELECTRIC, INC.	777	175.51
06/03/16	41631	DIE10	DIESEL MARINE ELECTRIC, INC.	769	646.32
06/03/16	41631	DIE10	DIESEL MARINE ELECTRIC, INC.	554	449.45
06/03/16	41631	DIE10	DIESEL MARINE ELECTRIC, INC.	546	230.18
06/03/16	41631	DIE10	DIESEL MARINE ELECTRIC, INC.	639	771.24
06/03/16	41631	DIE10	DIESEL MARINE ELECTRIC, INC.	799	473.35
06/03/16	41632	DIG3S	DIGI-KEY CORPORATION 290506	FAREBOX MAINT PARTS	54.72
06/03/16	41632	DIG3S	DIGI-KEY CORPORATION 290506	FAREBOX MAINT PARTS	44.40
06/03/16	41633	DIR10	DIRECT TV	TV SERVICE/22 TDA	995.88
06/03/16	41634	DUN10	DUNN-EDWARDS CORPORATION	PAINTING SUPPLIES	96.24
06/03/16	41635	EDBOG	ED BOGNER MECHANICAL, INC.	HVAC CONTRACTOR	6,640.00
06/03/16	41635	EDBOG	ED BOGNER MECHANICAL, INC.	HVAC CONTRACTOR	1,736.00
06/03/16	41635	EDBOG	ED BOGNER MECHANICAL, INC.	HVAC CONTRACTOR	248.50
06/03/16	41635	EDBOG	ED BOGNER MECHANICAL, INC.	HVAC CONTRACTOR	401.61
06/03/16	41636	ELEDIS	EDGES ELECTRICAL GROUP	Bus Shelter	79.06
06/03/16	41637	ELM10	ELMERS AUTO PARTS	PARTS/SHOP SUPPLIES FY16	141.10
06/03/16	41637	ELM10	ELMERS AUTO PARTS	PARTS/SHOP SUPPLIES FY16	11.40
06/03/16	41640	FAS20	FASTENAL COMPANY	MAINT SUPPLIES/VEH MAINT PARTS FY16	92.87
06/03/16	41640	FAS20	FASTENAL COMPANY	MAINT SUPPLIES/VEH MAINT PARTS FY16	98.69
06/03/16	41640	FAS20	FASTENAL COMPANY	MAINT SUPPLIES/VEH MAINT PARTS FY16	120.65

**Board Report**

MONTEREY - SALINAS TRANSIT

August 1, 2016 2:53 PM

Page 4

ADAWSON

Check Date	Check No.	No.	Name	Description	Amount (\$)
06/03/16	41640	FAS20	FASTENAL COMPANY	MAINT SUPPLIES/VEH MAINT PARTS FY16	15.31
06/03/16	41640	FAS20	FASTENAL COMPANY	MAINT SUPPLIES/VEH MAINT PARTS FY16	92.63
06/03/16	41640	FAS20	FASTENAL COMPANY	MAINT SUPPLIES/VEH MAINT PARTS	375.10
06/03/16	41640	FAS20	FASTENAL COMPANY	MAINT SUPPLIES/VEH MAINT PARTS	6.51
06/03/16	41640	FAS20	FASTENAL COMPANY	MAINT SUPPLIES/VEH MAINT PARTS FY16	55.24
06/03/16	41640	FAS20	FASTENAL COMPANY	MAINT SUPPLIES/VEH MAINT PARTS FY16	2.16
06/03/16	41640	FAS20	FASTENAL COMPANY	MAINT SUPPLIES/VEH MAINT PARTS FY16	94.99
06/03/16	41640	FAS20	FASTENAL COMPANY	MAINT SUPPLIES/VEH MAINT PARTS FY16	36.52
06/03/16	41640	FAS20	FASTENAL COMPANY	MAINT SUPPLIES/VEH MAINT PARTS FY16	95.99
06/03/16	41640	FAS20	FASTENAL COMPANY	MAINT SUPPLIES/VEH MAINT PARTS FY16	224.85
06/03/16	41640	FAS20	FASTENAL COMPANY	MAINT SUPPLIES/VEH MAINT PARTS FY16	185.75
06/03/16	41640	FAS20	FASTENAL COMPANY	MAINT SUPPLIES/VEH MAINT PARTS FY16	1.23
06/03/16	41640	FAS20	FASTENAL COMPANY	MAINT SUPPLIES/VEH MAINT PARTS FY16	54.51
06/03/16	41640	FAS20	FASTENAL COMPANY	MAINT SUPPLIES/VEH MAINT PARTS FY16	286.18
06/03/16	41640	FAS20	FASTENAL COMPANY	MAINT SUPPLIES/VEH MAINT PARTS FY16	167.70
06/03/16	41640	FAS20	FASTENAL COMPANY	MAINT SUPPLIES/VEH MAINT PARTS FY16	54.76
06/03/16	41640	FAS20	FASTENAL COMPANY	MAINT SUPPLIES/VEH MAINT PARTS FY16	27.04
06/03/16	41640	FAS20	FASTENAL COMPANY	MAINT SUPPLIES/VEH MAINT PARTS	-3.67
06/03/16	41640	FAS20	FASTENAL COMPANY	MAINT SUPPLIES/VEH MAINT PARTS	-10.55
06/03/16	41640	FAS20	FASTENAL COMPANY	MAINT SUPPLIES/VEH MAINT PARTS FY16	6.55
06/03/16	41640	FAS20	FASTENAL COMPANY	MAINT SUPPLIES/VEH MAINT PARTS FY16	27.56
06/03/16	41640	FAS20	FASTENAL COMPANY	MAINT SUPPLIES/VEH MAINT PARTS	375.10
06/03/16	41641	FED1S	FEDERAL EXPRESS CORP	EXPRESS MAIL	58.71
06/03/16	41642	FER40	FERGUSON ENTERPRISES INC #686	MAINTENANCE MATERIALS	559.19
06/03/16	41643	FIR10	FIRST ALARM SECURITY & PATROL, INC.	SECURITY SERVICES FY16 STC/MTX	4,066.40
06/03/16	41644	FRA70	FRANCHISE TAX BOARD	GARNISH/1828	265.88
06/03/16	41644	FRA70	FRANCHISE TAX BOARD	GARNISH/2371	50.00
06/03/16	41645	FRE10	FREEDMAN SEATING CO.	470	224.13
06/03/16	41646	GFI10	GFI GENFARE	GFI FAREBOXES	159.67
06/03/16	41646	GFI10	GFI GENFARE	GFI FAREBOXES	496.14
06/03/16	41646	GFI10	GFI GENFARE	GFI FAREBOXES	64.00
06/03/16	41646	GFI10	GFI GENFARE	GFI FAREBOXES	20.41
06/03/16	41646	GFI10	GFI GENFARE	GFI FAREBOXES	622.52
06/03/16	41646	GFI10	GFI GENFARE	GFI FAREBOXES	496.14
06/03/16	41646	GFI10	GFI GENFARE	GFI FAREBOXES	496.14
06/03/16	41652	GIL10	GILLIG LLC	280	0.55
06/03/16	41652	GIL10	GILLIG LLC	369	1.53
06/03/16	41652	GIL10	GILLIG LLC	372	19.48
06/03/16	41652	GIL10	GILLIG LLC	423	44.71
06/03/16	41652	GIL10	GILLIG LLC	474	1.27
06/03/16	41652	GIL10	GILLIG LLC	508	255.35
06/03/16	41652	GIL10	GILLIG LLC	734	32.79
06/03/16	41652	GIL10	GILLIG LLC	819	221.24
06/03/16	41652	GIL10	GILLIG LLC	800	241.08
06/03/16	41652	GIL10	GILLIG LLC	786	708.59
06/03/16	41652	GIL10	GILLIG LLC	785	666.66
06/03/16	41652	GIL10	GILLIG LLC	780	324.92
06/03/16	41652	GIL10	GILLIG LLC	773	279.63

**Board Report**

MONTEREY - SALINAS TRANSIT

August 1, 2016 2:53 PM

Page 5

ADAWSON

Check Date	Check No.	No.	Name	Description	Amount (\$)
06/03/16	41652	GIL10	GILLIG LLC	771	564.19
06/03/16	41652	GIL10	GILLIG LLC	761	252.49
06/03/16	41652	GIL10	GILLIG LLC	760	218.26
06/03/16	41652	GIL10	GILLIG LLC	743	262.44
06/03/16	41652	GIL10	GILLIG LLC	717	119.48
06/03/16	41652	GIL10	GILLIG LLC	697	31.65
06/03/16	41652	GIL10	GILLIG LLC	666	183.33
06/03/16	41652	GIL10	GILLIG LLC	597	56.25
06/03/16	41652	GIL10	GILLIG LLC	557	637.27
06/03/16	41652	GIL10	GILLIG LLC	550	125.47
06/03/16	41652	GIL10	GILLIG LLC	545	537.54
06/03/16	41652	GIL10	GILLIG LLC	542	936.95
06/03/16	41652	GIL10	GILLIG LLC	538	53.61
06/03/16	41652	GIL10	GILLIG LLC	533	69.14
06/03/16	41652	GIL10	GILLIG LLC	530	2,243.68
06/03/16	41652	GIL10	GILLIG LLC	529	1,639.68
06/03/16	41652	GIL10	GILLIG LLC	526	189.14
06/03/16	41652	GIL10	GILLIG LLC	522	280.83
06/03/16	41652	GIL10	GILLIG LLC	521	843.13
06/03/16	41652	GIL10	GILLIG LLC	517	13.78
06/03/16	41652	GIL10	GILLIG LLC	506	2.18
06/03/16	41652	GIL10	GILLIG LLC	483	16.63
06/03/16	41652	GIL10	GILLIG LLC	482	5.54
06/03/16	41652	GIL10	GILLIG LLC	408	436.50
06/03/16	41652	GIL10	GILLIG LLC	499	0.41
06/03/16	41652	GIL10	GILLIG LLC	681	944.57
06/03/16	41652	GIL10	GILLIG LLC	433	33.05
06/03/16	41652	GIL10	GILLIG LLC	689	122.84
06/03/16	41652	GIL10	GILLIG LLC	636	643.92
06/03/16	41652	GIL10	GILLIG LLC	535	179.76
06/03/16	41652	GIL10	GILLIG LLC	518	466.69
06/03/16	41652	GIL10	GILLIG LLC	517	896.70
06/03/16	41652	GIL10	GILLIG LLC	516	637.48
06/03/16	41652	GIL10	GILLIG LLC	515	280.63
06/03/16	41652	GIL10	GILLIG LLC	506	4.67
06/03/16	41652	GIL10	GILLIG LLC	503	1.24
06/03/16	41652	GIL10	GILLIG LLC	485	3.61
06/03/16	41652	GIL10	GILLIG LLC	477	1.25
06/03/16	41652	GIL10	GILLIG LLC	541	4,757.58
06/03/16	41652	GIL10	GILLIG LLC	486	-104.83
06/03/16	41652	GIL10	GILLIG LLC	815	584.14
06/03/16	41652	GIL10	GILLIG LLC	531	907.92
06/03/16	41652	GIL10	GILLIG LLC	393	-225.69
06/03/16	41653	GOO1S	GOODYEAR TIRE - RUBBER CO	TIRE LEASE & SERVICE CONTRACT	56.00
06/03/16	41653	GOO1S	GOODYEAR TIRE - RUBBER CO	TIRE LEASE & SERVICE CONTRACT	413.42
06/03/16	41654	GRA30	GRAINGER	SHOP/MAINT SUPPLIES	95.01
06/03/16	41654	GRA30	GRAINGER	SHOP/MAINT SUPPLIES	75.53
06/03/16	41654	GRA30	GRAINGER	SHOP/MAINT SUPPLIES	68.95

**Board Report**

MONTEREY - SALINAS TRANSIT

August 1, 2016 2:53 PM

Page 6

ADAWSON

Check Date	Check No.	No.	Name	Description	Amount (\$)
06/03/16	41654	GRA30	GRAINGER	SHOP/MAINT SUPPLIES	117.29
06/03/16	41654	GRA30	GRAINGER	SHOP/MAINT SUPPLIES	622.40
06/03/16	41654	GRA30	GRAINGER	SHOP/MAINT SUPPLIES	622.40
06/03/16	41655	GRE50	GREEN VALLEY INDUSTRIAL SUPPLY INC	BUILDING AND EQUIPMENT MAINT	261.43
06/03/16	41655	GRE50	GREEN VALLEY INDUSTRIAL SUPPLY INC	BUILDING AND EQUIPMENT MAINT	367.30
06/03/16	41656	HDSUP	HD SUPPLY/WHITECAP CONSTR. SUP	CONSTRUCTION SUPPLY	43.62
06/03/16	41657	ICM10	ICMA RETIREMENT TRUST-457	EE CONTRIBUTIONS	2,036.53
06/03/16	41658	IMP10	IMPERIAL SUPPLIES LLC	SHOP SUPPLIES FY16	435.00
06/03/16	41658	IMP10	IMPERIAL SUPPLIES LLC	SHOP SUPPLIES FY16	201.70
06/03/16	41658	IMP10	IMPERIAL SUPPLIES LLC	SHOP SUPPLIES FY16	16.11
06/03/16	41658	IMP10	IMPERIAL SUPPLIES LLC	SHOP SUPPLIES FY16	32.47
06/03/16	41658	IMP10	IMPERIAL SUPPLIES LLC	SHOP SUPPLIES FY16	190.13
06/03/16	41659	KEL20	KELLY-MOORE PAINT CO	PAINT SUPPLIES	71.25
06/03/16	41660	LAR10	LARGE'S METAL FABRICATION, INC	MAY 28TH SERVICE CHANGE	2,101.80
06/03/16	41661	MSB10	M & S BUILDING SUPPLY, INC.	MAINT/SHOP SUPPLIES	89.25
06/03/16	41662	MAR27	MARINA COAST WATER DIST	WATER SERVICE/MTX	182.77
06/03/16	41663	MAT60	MATTHEWS SWEEPING SERV	GROUPS MAINT.FY16 -APR 2016	138.00
06/03/16	41663	MAT60	MATTHEWS SWEEPING SERV	GROUPS MAINT.FY16 -MAY 2016	138.00
06/03/16	41664	MCI2S	MCI SERVICE PARTS INC	754	64.86
06/03/16	41664	MCI2S	MCI SERVICE PARTS INC	715	330.53
06/03/16	41664	MCI2S	MCI SERVICE PARTS INC	404	352.10
06/03/16	41664	MCI2S	MCI SERVICE PARTS INC	813	1,099.88
06/03/16	41664	MCI2S	MCI SERVICE PARTS INC	813	43.59
06/03/16	41665	HER30	MICHAEL E. HERNANDEZ	APTA PARKING 5/14-18	75.00
06/03/16	41665	HER30	MICHAEL E. HERNANDEZ	SAM TRANS 6/6 San Fran	69.00
06/03/16	41666	MON38	MONTEREY COUNTY SHERIFF	GARNISH/2091	132.00
06/03/16	41667	NIC20	NICHOLSON PETROLEUM	EQUIP MAINT -	80.00
06/03/16	41667	NIC20	NICHOLSON PETROLEUM	EQUIP MAINT -	80.00
06/03/16	41668	NORCAL	NORCAL KENWORTH SERVICE	658	285.68
06/03/16	41668	NORCAL	NORCAL KENWORTH SERVICE	532	304.52
06/03/16	41669	NOR2S	NORTH AMERICAN BUS IND	803	30.71
06/03/16	41669	NOR2S	NORTH AMERICAN BUS IND	764	159.68
06/03/16	41669	NOR2S	NORTH AMERICAN BUS IND	791	433.31
06/03/16	41669	NOR2S	NORTH AMERICAN BUS IND	733	324.12
06/03/16	41669	NOR2S	NORTH AMERICAN BUS IND	764	153.51
06/03/16	41670	PAC60	PACIFIC TRUCK PARTS INC	745	300.00
06/03/16	41670	PAC60	PACIFIC TRUCK PARTS INC	742	62.89
06/03/16	41670	PAC60	PACIFIC TRUCK PARTS INC	798	60.08
06/03/16	41670	PAC60	PACIFIC TRUCK PARTS INC	796	150.00
06/03/16	41670	PAC60	PACIFIC TRUCK PARTS INC	559	70.43
06/03/16	41670	PAC60	PACIFIC TRUCK PARTS INC	511	444.23
06/03/16	41670	PAC60	PACIFIC TRUCK PARTS INC	390	450.00
06/03/16	41670	PAC60	PACIFIC TRUCK PARTS INC	459	267.71
06/03/16	41671	PEN40	PENINSULA MESSENGER LLC	RIDER GUIDE DELIVERIES	648.00
06/03/16	41672	PIT20	PITNEY BOWES	SUPPLIES / METER RENTAL	100.00
06/03/16	41673	PRE40	PREFERRED ALLIANCE INC	DRUG & ALCOHOL TESTING	330.00
06/03/16	41674	PRE30	PREMIUM AUTO PARTS INC.	VEHICLE MAINT PARTS/SHOP SUP FY16	15.97
06/03/16	41674	PRE30	PREMIUM AUTO PARTS INC.	VEHICLE MAINT PARTS/SHOP SUP FY16	96.64



**Board Report**

MONTEREY - SALINAS TRANSIT

August 1, 2016 2:53 PM

Page 7

ADAWSON

Check Date	Check No.	No.	Name	Description	Amount (\$)
06/03/16	41674	PRE30	PREMIUM AUTO PARTS INC.	VEHICLE MAINT PARTS/SHOP SUP FY16	228.51
06/03/16	41674	PRE30	PREMIUM AUTO PARTS INC.	VEHICLE MAINT PARTS/SHOP SUP FY16	23.32
06/03/16	41674	PRE30	PREMIUM AUTO PARTS INC.	VEHICLE MAINT PARTS/SHOP SUP FY16	29.29
06/03/16	41674	PRE30	PREMIUM AUTO PARTS INC.	VEHICLE MAINT PARTS/SHOP SUP FY16	12.60
06/03/16	41674	PRE30	PREMIUM AUTO PARTS INC.	VEHICLE MAINT PARTS/SHOP SUP FY16	136.43
06/03/16	41675	PRI40	PRINTEAM	PRINTING 5/28/16 RIDER'S GUIDE	14,452.73
06/03/16	41676	PRO60	PROBUILD COMPANY, LLC	BUILDING SUPPLIES	73.30
06/03/16	41677	QUA10	QUALITY WATER ENTERPRISES	DRINKING WATER SERVICE	42.75
06/03/16	41678	SAF1S	SAFETY-KLEEN CORP	HAZARDOUS WASTE DISPOSAL/PARTS CLE	149.83
06/03/16	41678	SAF1S	SAFETY-KLEEN CORP	HAZARDOUS WASTE DISPOSAL/PARTS CLE	148.80
06/03/16	41678	SAF1S	SAFETY-KLEEN CORP	HAZARDOUS WASTE DISPOSAL/PARTS CLE	149.15
06/03/16	41679	SAL50	SALINAS VALLEY FORD SLS	SUPPORT VEHICLE MAINT PARTS #499	55.17
06/03/16	41679	SAL50	SALINAS VALLEY FORD SLS	SUPPORT VEHICLE MAINT PARTS #499	58.75
06/03/16	41679	SAL50	SALINAS VALLEY FORD SLS	SUPPORT VEHICLE MAINT PARTS #499	7.63
06/03/16	41679	SAL50	SALINAS VALLEY FORD SLS	SUPPORT VEHICLE MAINT PARTS #0994	65.44
06/03/16	41679	SAL50	SALINAS VALLEY FORD SLS	SUPPORT VEHICLE MAINT PARTS #497	15.26
06/03/16	41680	SAL91	SALINAS YELLOW CAB CO, LLC	MARCH 2016	20,958.00
06/03/16	41681	COA50	SC FUELS	FUEL	14,703.37
06/03/16	41681	COA50	SC FUELS	FUEL	15,128.88
06/03/16	41681	COA50	SC FUELS	FUEL	14,440.50
06/03/16	41681	COA50	SC FUELS	FUEL	15,462.42
06/03/16	41682	COA51	SC FUELS	FUEL-SHIP TO MV	7,293.98
06/03/16	41682	COA51	SC FUELS	FUEL-SHIP TO MV	7,853.85
06/03/16	41682	COA51	SC FUELS	FUEL-SHIP TO MV	7,886.54
06/03/16	41682	COA51	SC FUELS	FUEL-SHIP TO MV	7,564.71
06/03/16	41682	COA51	SC FUELS	FUEL-SHIP TO MV	6,591.82
06/03/16	41683	SCF10	SC FUELS	FUEL	1,488.22
06/03/16	41683	SCF10	SC FUELS	FUEL	1,436.07
06/03/16	41684	SPE10	SPECTRUM AUTO	FY16 PAINTING OF BUSES - PRIUS#67	460.17
06/03/16	41684	SPE10	SPECTRUM AUTO	FY16 PAINTING OF BUSES - #455	596.44
06/03/16	41684	SPE10	SPECTRUM AUTO	FY16 PAINTING OF BUSES - #455	580.01
06/03/16	41685	SPR10	SPRINT	CELL PHONE SERVICE	465.76
06/03/16	41686	SUN10	SUNSTAR MEDIA	MONTHLY SERVICES MST MOBILITY FY16	200.00
06/03/16	41687	SUP20	SUPPORT PAYMENT CLEARINGHOUSE	GARNISH/2324	260.01
06/03/16	41688	TAR10	TARGET PEST CONTROL, INC.	PEST CONTROL	35.00
06/03/16	41688	TAR10	TARGET PEST CONTROL, INC.	PEST CONTROL	40.00
06/03/16	41689	TEN1S	TENNANT SALES AND SERVICE	EQUIPMENT MAINT FY16	1,613.67
06/03/16	41689	TEN1S	TENNANT SALES AND SERVICE	EQUIPMENT MAINT FY16	375.97
06/03/16	41690	TIM20	TIMS GARDENING SERVICE	LANDSCAPING SERVICES FY16	1,878.00
06/03/16	41691	TIM20	TIMS GARDENING SERVICE	LANDSCAPING SERVICES FY16	270.00
06/03/16	41692	TOL10	TOLAR MFG CO. INC	IFB 16-04	22,729.78
06/03/16	41692	TOL10	TOLAR MFG CO. INC	IFB 16-04	16,804.30
06/03/16	41692	TOL10	TOLAR MFG CO. INC	IFB 16-04	7,616.21
06/03/16	41693	HIC10	TOM HICKS	APTA PORTLAND 5/24-27	192.00
06/03/16	41694	UNI19	UNITED PARCEL SERVICE	FREIGHT	859.15
06/03/16	41695	VAL25	VALLEY FABRICATION, INC	FABRICATION/REPAIRS	156.06
06/03/16	41695	VAL25	VALLEY FABRICATION, INC	FABRICATION/REPAIRS	95.79
06/03/16	41695	VAL25	VALLEY FABRICATION, INC	FABRICATION/REPAIRS	33.67

**Board Report**

MONTEREY - SALINAS TRANSIT

August 1, 2016 2:53 PM

Page 8

ADAWSON

Check Date	Check No.	No.	Name	Description	Amount (\$)
06/03/16	41696	VAL20	VALLEY PACIFIC PETROLEUM	LUBRICANTS	1,461.39
06/03/16	41696	VAL20	VALLEY PACIFIC PETROLEUM	LUBRICANTS	1,004.34
06/03/16	41696	VAL20	VALLEY PACIFIC PETROLEUM	LUBRICANTS	1,583.43
06/03/16	41696	VAL20	VALLEY PACIFIC PETROLEUM	LUBRICANTS	-1,058.27
06/03/16	41696	VAL20	VALLEY PACIFIC PETROLEUM	LUBRICANTS	2,998.42
06/03/16	41697	VER40	VERIZON WIRELESS	WIRELESS SERVICE	205.10
06/03/16	41697	VER40	VERIZON WIRELESS	WIRELESS SERVICE	54.02
06/03/16	41697	VER40	VERIZON WIRELESS	WIRELESS SERVICE	1,074.76
06/03/16	41698	WAL40	WALD, RUHNKE & DOST	ARCHITECTURAL SERVICES	3,923.24
06/03/16	41699	WAS20	WASHINGTON STATE SUPPORT	GARNISH/2070	113.07
06/03/16	41700	WHI10	WHITSON ENGINEERS	BUS STOP SHELTER WORK	2,080.00
06/03/16	41701	WOR55	WORK WORLD AMERICA INC	SAFETY BOOTS AGGUIRE, MATTHEW	174.58
					831,052.40
06/03/16	41702	TRA1S	TRANSAMERICA LIFE INSURANCE CO	SUPPLEMENTAL LIFE INS.	93.98
06/03/16	41703	WHE15	WHEELER'S FLOORING	Carpet 19 Upper Ragsdale	26,000.00
					26,093.98
06/07/16	41704	BID10	BIDDLE CONSULTING GROUP, INC.	2016-2018 EEO Program	6,500.00
06/07/16	41705	SEO10	SEON SYSTEMS SALES, INC.	Surveillance System - MST Fleet	22,403.91
06/07/16	41705	SEO10	SEON SYSTEMS SALES, INC.	Surveillance System - MST Fleet	1,255.71
06/07/16	41705	SEO10	SEON SYSTEMS SALES, INC.	Surveillance System - MST Fleet	2,031.29
06/07/16	41705	SEO10	SEON SYSTEMS SALES, INC.	SALES TAX CREDIT	-14,774.25
					17,416.66
06/08/16	41706	MON34	MONTEREY COUNTY RESOURCE MGMT	ENCROACHMENT PERMITS	350.00
					350.00
06/09/16	41707	AFLAC	AFLAC	SUPPLEMENTAL INS	5,870.60
					5,870.60
06/14/16	41708	CIT27	CITY OF MONTEREY	PLAN CHECK FEES	119,155.28
06/14/16	41709	DANMIL	DANIEL MILLER	DIRECTOR FEE FY16	100.00
06/14/16	41710	DAVPEN	DAVID K PENDERGRASS	DIRECTORS FEES FY16	100.00
06/14/16	41711	DAVPAC	DAVID PACHECO	DIRECTOR FEE FY16	100.00
06/14/16	41712	DOW10	ELIZABETH J DOWNEY	DIRECTORS FEES FY16	100.00
06/14/16	41713	ARM10	FERNANDO ARMENTA	DIRECTOR FEES FY16	100.00
06/14/16	41714	FRAOCO	FRANCIS O CONNELL	DIRECTORS FEES FY16	100.00
06/14/16	41715	LEASAN	LEAH C. SANTIBANEZ	DIRECTOR FEES FY16	100.00
06/14/16	41716	MICLEB	MICHAEL Le BARRE	DIRECTOR FEES FY16	100.00
06/14/16	41717	PATLIN	PAT LINTELL	DIRECTOR FEES	100.00
06/14/16	41718	PATSTE	PATRICIA D STEPHENS	DIRECTORS FEES FY16	100.00
06/14/16	41719	ROBBON	ROBERT BONINCONTRI	DIRECTOR FEES FY16	100.00

## Board Report

MONTEREY - SALINAS TRANSIT

August 1, 2016 2:53 PM

Page 9

ADAWSON

Check Date	Check No.	No.	Name	Description	Amount (\$)
06/14/16	41720	BAR50	TONY BARRERA	DIRECTORS FEES FY16	100.00
					120,355.28
06/17/16	41721	AMA10	AMALGAMATED TRANSIT UNION	UNION DUES	13,883.83
06/17/16	41723	AME01	AMERI PRIDE SERVICES, INC.	UNIFORM LAUNDRY SERVICES FY16	204.76
06/17/16	41723	AME01	AMERI PRIDE SERVICES, INC.	UNIFORM LAUNDRY SERVICES FY16	31.62
06/17/16	41723	AME01	AMERI PRIDE SERVICES, INC.	UNIFORM LAUNDRY SERVICES FY16	535.01
06/17/16	41723	AME01	AMERI PRIDE SERVICES, INC.	UNIFORM LAUNDRY SERVICES FY16	422.26
06/17/16	41723	AME01	AMERI PRIDE SERVICES, INC.	UNIFORM LAUNDRY SERVICES FY16	405.85
06/17/16	41723	AME01	AMERI PRIDE SERVICES, INC.	UNIFORM LAUNDRY SERVICES FY16	233.28
06/17/16	41723	AME01	AMERI PRIDE SERVICES, INC.	UNIFORM LAUNDRY SERVICES FY16	212.26
06/17/16	41723	AME01	AMERI PRIDE SERVICES, INC.	UNIFORM LAUNDRY SERVICES FY16	203.26
06/17/16	41723	AME01	AMERI PRIDE SERVICES, INC.	UNIFORM LAUNDRY SERVICES FY16	210.76
06/17/16	41723	AME01	AMERI PRIDE SERVICES, INC.	UNIFORM LAUNDRY SERVICES FY16	502.52
06/17/16	41723	AME01	AMERI PRIDE SERVICES, INC.	UNIFORM LAUNDRY SERVICES FY16	527.55
06/17/16	41723	AME01	AMERI PRIDE SERVICES, INC.	UNIFORM LAUNDRY SERVICES FY16	622.17
06/17/16	41723	AME01	AMERI PRIDE SERVICES, INC.	UNIFORM LAUNDRY SERVICES FY16	31.62
06/17/16	41723	AME01	AMERI PRIDE SERVICES, INC.	UNIFORM LAUNDRY SERVICES FY16	212.65
06/17/16	41723	AME01	AMERI PRIDE SERVICES, INC.	UNIFORM LAUNDRY SERVICES FY16	31.62
06/17/16	41724	AMERALA	AMERICAN ALARM CO, INC.	REPAIRS	1,174.50
06/17/16	41725	AME50	AMERICAN SUPPLY COMPANY	SUPPLIES	260.59
06/17/16	41725	AME50	AMERICAN SUPPLY COMPANY	SUPPLIES	82.94
06/17/16	41725	AME50	AMERICAN SUPPLY COMPANY	SUPPLIES	52.51
06/17/16	41725	AME50	AMERICAN SUPPLY COMPANY	SUPPLIES	58.60
06/17/16	41725	AME50	AMERICAN SUPPLY COMPANY	SUPPLIES	8.99
06/17/16	41726	AND2M	ANDERSEN'S LOCK AND SAFE	LOCK REPAIRS/MAINT	313.52
06/17/16	41727	THO20	ANTOINETTE THOMPSON	GARNISH/1729	386.77
06/17/16	41728	SAN50	ARC	BLUEPRINTS/CAPITAL PROJECTS	142.93
06/17/16	41728	SAN50	ARC	BLUEPRINTS/CAPITAL PROJECTS	33.14
06/17/16	41729	ATT10	AT&T	TELEPHONE SERVICE	1,532.06
06/17/16	41729	ATT10	AT&T	TELEPHONE SERVICE	152.49
06/17/16	41730	AVA1S	AVAYA INC	TELEPHONE SERVICE	890.40
06/17/16	41731	BAT20	BATTERY SYSTEMS INC	913	1,076.25
06/17/16	41732	BRE50	BRENTS ELECTRICAL	19 UPPER RAGSDALE	3,796.34
06/17/16	41733	HAR75	BRIAN HUNTER HARVATH	TRAVEL	564.20
06/17/16	41734	CSC10	C S C OF SALINAS	SHOP SUPPLIES/VEHICLE PARTS FY16	60.59
06/17/16	41734	CSC10	C S C OF SALINAS	SHOP SUPPLIES/VEHICLE PARTS FY16	43.55
06/17/16	41735	CAL84	CALIF TRANSIT INS POOL	LIAB/PHY. DAMAGE INS	4,681.59
06/17/16	41736	CAL92	CALIFORNIA WATER SERV CO	WATER SERVICE	27.79
06/17/16	41737	CAR2W	CARLON'S FIRE EXTINGUISHER	FIRST AID /FIRE EXT FY16 -CJW	65.00
06/17/16	41737	CAR2W	CARLON'S FIRE EXTINGUISHER	FIRST AID /FIRE EXT FY16 -TDA	75.00
06/17/16	41737	CAR2W	CARLON'S FIRE EXTINGUISHER	FIRST AID /FIRE EXT FY16 -MTX	70.57
06/17/16	41737	CAR2W	CARLON'S FIRE EXTINGUISHER	FIRST AID /FIRE EXT FY16 -CJW	364.26
06/17/16	41738	CAS50	CASNER EXTERMINATING, INC	PEST CONTROL FY16	125.00
06/17/16	41739	CHI20	CHIDLAW MARKETING	MOBILITY AWARENESS TV ADS 4/21/16-6/21/1	7,920.00
06/17/16	41739	CHI20	CHIDLAW MARKETING	ADVERTISING SERVICES-	1,474.00
06/17/16	41748	COM10	COMMERCIAL TRUCK CO.	854	58.77

**Board Report**

MONTEREY - SALINAS TRANSIT

August 1, 2016 2:53 PM

Page 10

ADAWSON

Check Date	Check No.	No.	Name	Description	Amount (\$)
06/17/16	41748	COM10	COMMERCIAL TRUCK CO.	860	169.42
06/17/16	41748	COM10	COMMERCIAL TRUCK CO.	834	186.27
06/17/16	41748	COM10	COMMERCIAL TRUCK CO.	830	63.93
06/17/16	41748	COM10	COMMERCIAL TRUCK CO.	501	1,063.49
06/17/16	41748	COM10	COMMERCIAL TRUCK CO.	845	197.91
06/17/16	41748	COM10	COMMERCIAL TRUCK CO.	830	446.63
06/17/16	41748	COM10	COMMERCIAL TRUCK CO.	562	81.00
06/17/16	41748	COM10	COMMERCIAL TRUCK CO.	TRANSMISSION 1707	10,029.08
06/17/16	41748	COM10	COMMERCIAL TRUCK CO.	927	3,020.49
06/17/16	41748	COM10	COMMERCIAL TRUCK CO.	935	489.42
06/17/16	41748	COM10	COMMERCIAL TRUCK CO.	930	93.80
06/17/16	41748	COM10	COMMERCIAL TRUCK CO.	924	34.66
06/17/16	41748	COM10	COMMERCIAL TRUCK CO.	923	59.02
06/17/16	41748	COM10	COMMERCIAL TRUCK CO.	921	138.71
06/17/16	41748	COM10	COMMERCIAL TRUCK CO.	626	168.92
06/17/16	41748	COM10	COMMERCIAL TRUCK CO.	216	26.44
06/17/16	41748	COM10	COMMERCIAL TRUCK CO.	801	10.58
06/17/16	41748	COM10	COMMERCIAL TRUCK CO.	801	98.70
06/17/16	41748	COM10	COMMERCIAL TRUCK CO.	631	56.53
06/17/16	41748	COM10	COMMERCIAL TRUCK CO.	623	24.25
06/17/16	41748	COM10	COMMERCIAL TRUCK CO.	622	931.49
06/17/16	41748	COM10	COMMERCIAL TRUCK CO.	621	1,335.70
06/17/16	41748	COM10	COMMERCIAL TRUCK CO.	770	83.05
06/17/16	41748	COM10	COMMERCIAL TRUCK CO.	394	157.33
06/17/16	41748	COM10	COMMERCIAL TRUCK CO.	445	28.81
06/17/16	41748	COM10	COMMERCIAL TRUCK CO.	775	84.47
06/17/16	41748	COM10	COMMERCIAL TRUCK CO.	686	1,779.18
06/17/16	41748	COM10	COMMERCIAL TRUCK CO.	902	145.46
06/17/16	41748	COM10	COMMERCIAL TRUCK CO.	895	117.69
06/17/16	41748	COM10	COMMERCIAL TRUCK CO.	895	117.69
06/17/16	41748	COM10	COMMERCIAL TRUCK CO.	893	172.60
06/17/16	41748	COM10	COMMERCIAL TRUCK CO.	887	112.18
06/17/16	41748	COM10	COMMERCIAL TRUCK CO.	880	247.20
06/17/16	41748	COM10	COMMERCIAL TRUCK CO.	880	79.71
06/17/16	41748	COM10	COMMERCIAL TRUCK CO.	880	32.07
06/17/16	41748	COM10	COMMERCIAL TRUCK CO.	879	63.35
06/17/16	41748	COM10	COMMERCIAL TRUCK CO.	872	351.38
06/17/16	41748	COM10	COMMERCIAL TRUCK CO.	871	187.67
06/17/16	41748	COM10	COMMERCIAL TRUCK CO.	871	11.83
06/17/16	41748	COM10	COMMERCIAL TRUCK CO.	870	6.08
06/17/16	41748	COM10	COMMERCIAL TRUCK CO.	870	71.56
06/17/16	41748	COM10	COMMERCIAL TRUCK CO.	620	86.49
06/17/16	41748	COM10	COMMERCIAL TRUCK CO.	618	64.26
06/17/16	41748	COM10	COMMERCIAL TRUCK CO.	613	124.47
06/17/16	41748	COM10	COMMERCIAL TRUCK CO.	602	481.35
06/17/16	41748	COM10	COMMERCIAL TRUCK CO.	598	151.99
06/17/16	41748	COM10	COMMERCIAL TRUCK CO.	588	125.29
06/17/16	41748	COM10	COMMERCIAL TRUCK CO.	577	57.62

**Board Report**

MONTEREY - SALINAS TRANSIT

August 1, 2016 2:53 PM

Page 11

ADAWSON

Check Date	Check No.	No.	Name	Description	Amount (\$)
06/17/16	41748	COM10	COMMERCIAL TRUCK CO.	573	28.81
06/17/16	41748	COM10	COMMERCIAL TRUCK CO.	573	94.47
06/17/16	41748	COM10	COMMERCIAL TRUCK CO.	781	51.11
06/17/16	41748	COM10	COMMERCIAL TRUCK CO.	781	18.35
06/17/16	41748	COM10	COMMERCIAL TRUCK CO.	705	120.15
06/17/16	41748	COM10	COMMERCIAL TRUCK CO.	694	104.93
06/17/16	41748	COM10	COMMERCIAL TRUCK CO.	371	14.96
06/17/16	41748	COM10	COMMERCIAL TRUCK CO.	489	49.53
06/17/16	41748	COM10	COMMERCIAL TRUCK CO.	608	361.87
06/17/16	41748	COM10	COMMERCIAL TRUCK CO.	CORE RETURNS	-1,427.35
06/17/16	41748	COM10	COMMERCIAL TRUCK CO.	CORE RETURNS	-1,612.99
06/17/16	41748	COM10	COMMERCIAL TRUCK CO.	CORE RETURNS	-881.29
06/17/16	41748	COM10	COMMERCIAL TRUCK CO.	142 CORE RETURN	-196.43
06/17/16	41748	COM10	COMMERCIAL TRUCK CO.	141 CORE RETURN	-48.13
06/17/16	41748	COM10	COMMERCIAL TRUCK CO.	173 CORE RETURN	-458.33
06/17/16	41748	COM10	COMMERCIAL TRUCK CO.	383 CORE RETURN	-255.35
06/17/16	41748	COM10	COMMERCIAL TRUCK CO.	331 CORE RETURN	-458.33
06/17/16	41748	COM10	COMMERCIAL TRUCK CO.	437 CORE RETURN	-6.55
06/17/16	41748	COM10	COMMERCIAL TRUCK CO.	608	-326.48
06/17/16	41748	COM10	COMMERCIAL TRUCK CO.	593 CORE RETURN	-1,374.98
06/17/16	41748	COM10	COMMERCIAL TRUCK CO.	644 CORE RETURN	-2,291.63
06/17/16	41748	COM10	COMMERCIAL TRUCK CO.	625 CORE RETURNS	-2,062.47
06/17/16	41748	COM10	COMMERCIAL TRUCK CO.	594 CORE RETURN	-1,374.98
06/17/16	41748	COM10	COMMERCIAL TRUCK CO.	599 CORE RETURN	-824.99
06/17/16	41748	COM10	COMMERCIAL TRUCK CO.	865 CORE RETURN	-130.95
06/17/16	41748	COM10	COMMERCIAL TRUCK CO.	830	-6.55
06/17/16	41748	COM10	COMMERCIAL TRUCK CO.	809	-286.48
06/17/16	41748	COM10	COMMERCIAL TRUCK CO.	626	-50.28
06/17/16	41748	COM10	COMMERCIAL TRUCK CO.	473	-458.33
06/17/16	41748	COM10	COMMERCIAL TRUCK CO.	434	-40.31
06/17/16	41748	COM10	COMMERCIAL TRUCK CO.	556 CORE RETURN	-1,374.98
06/17/16	41748	COM10	COMMERCIAL TRUCK CO.	557	-1,374.98
06/17/16	41748	COM10	COMMERCIAL TRUCK CO.	371	5.80
06/17/16	41749	CON50	CONSOLIDATED ELECTRICAL	BLDG MAINT SUPPLIES	221.27
06/17/16	41750	CUM10	CUMMINS PACIFIC	840 (POR-11805)	2,767.82
06/17/16	41751	DDD10	D3 SIGNS & PLASTICS	HOLDERS/COACH RIDERS GUIDES	140.77
06/17/16	41752	DEL1M	DE LAY AND LAREDO	LEGAL SERVICES April 1-30, 2016	7,747.70
06/17/16	41753	DEA10	DEANE INDUSTRIAL MACHINING, IN	634	882.52
06/17/16	41753	DEA10	DEANE INDUSTRIAL MACHINING, IN	611	889.36
06/17/16	41754	DEC10	DECALS BY DESIGN INC.	Permit Stickers RTA Inv 10181	734.00
06/17/16	41755	DEV10	DEVIN-DURHAM-BURK	GARNISH/1897	246.00
06/17/16	41755	DEV10	DEVIN-DURHAM-BURK	GARNISH/1925	92.31
06/17/16	41755	DEV10	DEVIN-DURHAM-BURK	GARNISH/2176	69.23
06/17/16	41756	DIE10	DIESEL MARINE ELECTRIC, INC.	936	124.10
06/17/16	41756	DIE10	DIESEL MARINE ELECTRIC, INC.	878	135.51
06/17/16	41756	DIE10	DIESEL MARINE ELECTRIC, INC.	755	353.03
06/17/16	41757	DIG3S	DIGI-KEY CORPORATION 290506	FAREBOX MAINT PARTS	66.02
06/17/16	41758	DIL30	DILLINGHAM TICKET CO	BUS PASSES/TICKET BOOKS	2,715.51

**Board Report**

MONTEREY - SALINAS TRANSIT

August 1, 2016 2:53 PM

Page 12

ADAWSON

Check Date	Check No.	No.	Name	Description	Amount (\$)
06/17/16	41758	DIL30	DILLINGHAM TICKET CO	BUS PASSES/TICKET BOOKS	2,905.01
06/17/16	41759	ELM10	ELMERS AUTO PARTS	PARTS/SHOP SUPPLIES FY16	9.72
06/17/16	41759	ELM10	ELMERS AUTO PARTS	PARTS/SHOP SUPPLIES FY16	70.64
06/17/16	41759	ELM10	ELMERS AUTO PARTS	PARTS/SHOP SUPPLIES FY16	4.96
06/17/16	41759	ELM10	ELMERS AUTO PARTS	PARTS/SHOP SUPPLIES FY16	32.04
06/17/16	41759	ELM10	ELMERS AUTO PARTS	PARTS/SHOP SUPPLIES	-16.02
06/17/16	41762	FAS20	FASTENAL COMPANY	MAINT SUPPLIES/VEH MAINT PARTS	176.87
06/17/16	41762	FAS20	FASTENAL COMPANY	MAINT SUPPLIES/VEH MAINT PARTS FY16	54.76
06/17/16	41762	FAS20	FASTENAL COMPANY	MAINT SUPPLIES/VEH MAINT PARTS FY16	231.31
06/17/16	41762	FAS20	FASTENAL COMPANY	MAINT SUPPLIES/VEH MAINT PARTS FY16	55.90
06/17/16	41762	FAS20	FASTENAL COMPANY	MAINT SUPPLIES/VEH MAINT PARTS FY16	192.79
06/17/16	41762	FAS20	FASTENAL COMPANY	MAINT SUPPLIES/VEH MAINT PARTS FY16	219.08
06/17/16	41762	FAS20	FASTENAL COMPANY	MAINT SUPPLIES/VEH MAINT PARTS FY16	5.75
06/17/16	41762	FAS20	FASTENAL COMPANY	MAINT SUPPLIES/VEH MAINT PARTS FY16	164.83
06/17/16	41762	FAS20	FASTENAL COMPANY	MAINT SUPPLIES/VEH MAINT PARTS FY16	175.66
06/17/16	41762	FAS20	FASTENAL COMPANY	MAINT SUPPLIES/VEH MAINT PARTS FY16	92.87
06/17/16	41762	FAS20	FASTENAL COMPANY	MAINT SUPPLIES/VEH MAINT PARTS FY16	53.53
06/17/16	41762	FAS20	FASTENAL COMPANY	MAINT SUPPLIES/VEH MAINT PARTS FY16	15.06
06/17/16	41762	FAS20	FASTENAL COMPANY	MAINT SUPPLIES/VEH MAINT PARTS FY16	108.93
06/17/16	41762	FAS20	FASTENAL COMPANY	MAINT SUPPLIES/VEH MAINT PARTS FY16	120.65
06/17/16	41762	FAS20	FASTENAL COMPANY	MAINT SUPPLIES/VEH MAINT PARTS FY16	52.39
06/17/16	41762	FAS20	FASTENAL COMPANY	MAINT SUPPLIES/VEH MAINT PARTS FY16	183.46
06/17/16	41762	FAS20	FASTENAL COMPANY	MAINT SUPPLIES/VEH MAINT PARTS FY16	95.43
06/17/16	41762	FAS20	FASTENAL COMPANY	MAINT SUPPLIES/VEH MAINT PARTS FY16	256.66
06/17/16	41762	FAS20	FASTENAL COMPANY	MAINT SUPPLIES/VEH MAINT PARTS FY16	69.75
06/17/16	41762	FAS20	FASTENAL COMPANY	MAINT SUPPLIES/VEH MAINT PARTS FY16	47.72
06/17/16	41762	FAS20	FASTENAL COMPANY	MAINT SUPPLIES/VEH MAINT PARTS FY16	109.51
06/17/16	41762	FAS20	FASTENAL COMPANY	MAINT SUPPLIES/VEH MAINT PARTS FY16	4.19
06/17/16	41763	FER40	FERGUSON ENTERPRISES INC #686	MAINTENANCE MATERIALS	184.03
06/17/16	41764	FRA70	FRANCHISE TAX BOARD	GARNISH/2371	50.00
06/17/16	41774	GIL10	GILLIG LLC	818	483.37
06/17/16	41774	GIL10	GILLIG LLC	844	164.33
06/17/16	41774	GIL10	GILLIG LLC	836	1,119.35
06/17/16	41774	GIL10	GILLIG LLC	835	175.24
06/17/16	41774	GIL10	GILLIG LLC	800	34.63
06/17/16	41774	GIL10	GILLIG LLC	785	191.05
06/17/16	41774	GIL10	GILLIG LLC	761	188.30
06/17/16	41774	GIL10	GILLIG LLC	743	25.09
06/17/16	41774	GIL10	GILLIG LLC	636	34.63
06/17/16	41774	GIL10	GILLIG LLC	545	3.40
06/17/16	41774	GIL10	GILLIG LLC	526	5.40
06/17/16	41774	GIL10	GILLIG LLC	508	4.32
06/17/16	41774	GIL10	GILLIG LLC	364	7.91
06/17/16	41774	GIL10	GILLIG LLC	731	592.29
06/17/16	41774	GIL10	GILLIG LLC	829	1,034.37
06/17/16	41774	GIL10	GILLIG LLC	825	98.36
06/17/16	41774	GIL10	GILLIG LLC	786	106.45
06/17/16	41774	GIL10	GILLIG LLC	823	43.18

**Board Report**

MONTEREY - SALINAS TRANSIT

August 1, 2016 2:53 PM

Page 13

ADAWSON

Check Date	Check No.	No.	Name	Description	Amount (\$)
06/17/16	41774	GIL10	GILLIG LLC	486	104.83
06/17/16	41774	GIL10	GILLIG LLC	856	65.04
06/17/16	41774	GIL10	GILLIG LLC	603	119.62
06/17/16	41774	GIL10	GILLIG LLC	603	80.69
06/17/16	41774	GIL10	GILLIG LLC	917	27.70
06/17/16	41774	GIL10	GILLIG LLC	915	176.47
06/17/16	41774	GIL10	GILLIG LLC	912	190.67
06/17/16	41774	GIL10	GILLIG LLC	900	605.04
06/17/16	41774	GIL10	GILLIG LLC	891	484.86
06/17/16	41774	GIL10	GILLIG LLC	886	941.77
06/17/16	41774	GIL10	GILLIG LLC	884	284.01
06/17/16	41774	GIL10	GILLIG LLC	882	42.71
06/17/16	41774	GIL10	GILLIG LLC	877	2,648.94
06/17/16	41774	GIL10	GILLIG LLC	873	166.45
06/17/16	41774	GIL10	GILLIG LLC	868	667.58
06/17/16	41774	GIL10	GILLIG LLC	859	269.35
06/17/16	41774	GIL10	GILLIG LLC	855	191.05
06/17/16	41774	GIL10	GILLIG LLC	855	484.32
06/17/16	41774	GIL10	GILLIG LLC	836	89.33
06/17/16	41774	GIL10	GILLIG LLC	829	7.06
06/17/16	41774	GIL10	GILLIG LLC	829	24.04
06/17/16	41774	GIL10	GILLIG LLC	749	89.96
06/17/16	41774	GIL10	GILLIG LLC	731	20.10
06/17/16	41774	GIL10	GILLIG LLC	708	89.07
06/17/16	41774	GIL10	GILLIG LLC	696	217.25
06/17/16	41774	GIL10	GILLIG LLC	647	9.86
06/17/16	41774	GIL10	GILLIG LLC	635	158.00
06/17/16	41774	GIL10	GILLIG LLC	633	25.10
06/17/16	41774	GIL10	GILLIG LLC	630	89.33
06/17/16	41774	GIL10	GILLIG LLC	628	77.50
06/17/16	41774	GIL10	GILLIG LLC	627	465.48
06/17/16	41774	GIL10	GILLIG LLC	615	110.09
06/17/16	41774	GIL10	GILLIG LLC	610	216.70
06/17/16	41774	GIL10	GILLIG LLC	609	137.57
06/17/16	41774	GIL10	GILLIG LLC	608	208.33
06/17/16	41774	GIL10	GILLIG LLC	601	541.47
06/17/16	41774	GIL10	GILLIG LLC	600	404.64
06/17/16	41774	GIL10	GILLIG LLC	596	102.46
06/17/16	41774	GIL10	GILLIG LLC	593	129.52
06/17/16	41774	GIL10	GILLIG LLC	587	447.36
06/17/16	41774	GIL10	GILLIG LLC	586	28.53
06/17/16	41774	GIL10	GILLIG LLC	584	593.51
06/17/16	41774	GIL10	GILLIG LLC	570	28.53
06/17/16	41774	GIL10	GILLIG LLC	566	28.56
06/17/16	41774	GIL10	GILLIG LLC	535	1.64
06/17/16	41774	GIL10	GILLIG LLC	521	162.38
06/17/16	41774	GIL10	GILLIG LLC	515	14.19
06/17/16	41774	GIL10	GILLIG LLC	749	18.36

**Board Report**

MONTEREY - SALINAS TRANSIT

August 1, 2016 2:53 PM

Page 14

ADAWSON

Check Date	Check No.	No.	Name	Description	Amount (\$)
06/17/16	41774	GIL10	GILLIG LLC	561	339.51
06/17/16	41774	GIL10	GILLIG LLC	780	3.26
06/17/16	41774	GIL10	GILLIG LLC	722	53.35
06/17/16	41774	GIL10	GILLIG LLC	722	240.33
06/17/16	41774	GIL10	GILLIG LLC	457	29.10
06/17/16	41774	GIL10	GILLIG LLC	749	1,519.76
06/17/16	41774	GIL10	GILLIG LLC	542	78.74
06/17/16	41774	GIL10	GILLIG LLC	417	67.36
06/17/16	41774	GIL10	GILLIG LLC	315	60.46
06/17/16	41774	GIL10	GILLIG LLC	457	8.48
06/17/16	41774	GIL10	GILLIG LLC	447	74.30
06/17/16	41774	GIL10	GILLIG LLC	466	165.59
06/17/16	41774	GIL10	GILLIG LLC	466	129.04
06/17/16	41774	GIL10	GILLIG LLC	466	1,420.86
06/17/16	41774	GIL10	GILLIG LLC	457	314.81
06/17/16	41774	GIL10	GILLIG LLC	431	368.62
06/17/16	41774	GIL10	GILLIG LLC	430	347.47
06/17/16	41774	GIL10	GILLIG LLC	427	232.08
06/17/16	41774	GIL10	GILLIG LLC	426	397.75
06/17/16	41774	GIL10	GILLIG LLC	424	1,242.64
06/17/16	41774	GIL10	GILLIG LLC	422	164.88
06/17/16	41774	GIL10	GILLIG LLC	409	424.25
06/17/16	41774	GIL10	GILLIG LLC	408	596.95
06/17/16	41774	GIL10	GILLIG LLC	315	119.71
06/17/16	41774	GIL10	GILLIG LLC	315	230.09
06/17/16	41775	GIR2S	GIRO INC	SCHEDULING SOFTWARE UPGRADE	112,306.80
06/17/16	41776	GOO1S	GOODYEAR TIRE - RUBBER CO	TIRE LEASE & SERVICE CONTRACT	5,695.00
06/17/16	41776	GOO1S	GOODYEAR TIRE - RUBBER CO	TIRE LEASE & SERVICE CONTRACT	13,192.06
06/17/16	41777	GRA30	GRAINGER	SHOP/MAINT SUPPLIES	54.29
06/17/16	41777	GRA30	GRAINGER	SHOP/MAINT SUPPLIES	7.90
06/17/16	41777	GRA30	GRAINGER	SHOP/MAINT SUPPLIES	170.60
06/17/16	41777	GRA30	GRAINGER	SHOP/MAINT SUPPLIES	41.06
06/17/16	41777	GRA30	GRAINGER	SHOP/MAINT SUPPLIES	19.81
06/17/16	41777	GRA30	GRAINGER	SHOP/MAINT SUPPLIES	34.94
06/17/16	41778	HDSUP	HD SUPPLY/WHITECAP CONSTR. SUP	CONSTRUCTION SUPPLY	55.41
06/17/16	41779	ICM10	ICMA RETIREMENT TRUST-457	EE CONTRIBUTIONS	2,036.53
06/17/16	41780	IMA20	IMAGE X	REDUCED PRICING BUS PASSES BROCHUR	2,250.49
06/17/16	41780	IMA20	IMAGE X	SUMMER YOUTH GOPASS RACK CARD	843.49
06/17/16	41781	IMP10	IMPERIAL SUPPLIES LLC	SHOP SUPPLIES FY16	479.56
06/17/16	41781	IMP10	IMPERIAL SUPPLIES LLC	SHOP SUPPLIES FY16	39.93
06/17/16	41781	IMP10	IMPERIAL SUPPLIES LLC	SHOP SUPPLIES FY16	224.15
06/17/16	41782	INT10	INTEGRITY PRINTING SERVICE	PRINTING	265.05
06/17/16	41782	INT10	INTEGRITY PRINTING SERVICE	PRINTING	2,819.91
06/17/16	41782	INT10	INTEGRITY PRINTING SERVICE	PRINTING	121.66
06/17/16	41782	INT10	INTEGRITY PRINTING SERVICE	PRINTING	842.93
06/17/16	41783	KON10	KONICA MINOLTA PREMIER FINANCE	COPIER LEASE	173.28
06/17/16	41783	KON10	KONICA MINOLTA PREMIER FINANCE	TDA COPIER LEASE	665.52
06/17/16	41784	LAN10	LANGUAGE LINE SERVICES	OVER THE PHONE INTERPRETATION	110.50



**Board Report**

MONTEREY - SALINAS TRANSIT

August 1, 2016 2:53 PM

Page 15

ADAWSON

Check Date	Check No.	No.	Name	Description	Amount (\$)
06/17/16	41785	MSB10	M & S BUILDING SUPPLY, INC.	MAINT/SHOP SUPPLIES	101.83
06/17/16	41786	MAGTIC	MAGNETIC TICKET & LABEL CORP	FARE MEDIA - POLY PASSES & GOCARDS	11,198.40
06/17/16	41787	MON21	MBS BUSINESS SYSTEMS	COPIER MAINTENANCE	103.34
06/17/16	41788	MCI2S	MCI SERVICE PARTS INC	817	153.21
06/17/16	41788	MCI2S	MCI SERVICE PARTS INC	899	56.10
06/17/16	41788	MCI2S	MCI SERVICE PARTS INC	889	66.46
06/17/16	41788	MCI2S	MCI SERVICE PARTS INC	874	86.26
06/17/16	41788	MCI2S	MCI SERVICE PARTS INC	918	469.52
06/17/16	41788	MCI2S	MCI SERVICE PARTS INC	861	45.61
06/17/16	41789	MES10	MEDICAL EYE SERVICES, INC.	VISION INSURANCE	2,769.82
06/17/16	41790	MET01	METLIFE SMALL BUSINESS CENTER	DENTAL/LIFE KM05912873	23,394.54
06/17/16	41791	MON84	MONTEREY BAY AREA	MONTHLY MEETING 6/17/16	20.00
06/17/16	41792	MON24	MONTEREY BAY NETWORKS	Server Maintenance	125.00
06/17/16	41793	MON23	MONTEREY BAY URGENT CARE	PHYSICAL EXAMS FY16 - GARCIA, GABRIEL	110.00
06/17/16	41793	MON23	MONTEREY BAY URGENT CARE	PHYSICAL EXAMS FY16 - WILLIAMS,J	80.00
06/17/16	41794	MON11	MONTEREY CITY DISPOSAL	WASTE DISPOSAL SERVICES/TDA	772.63
06/17/16	41795	MON49	MONTEREY COUNTY CONVENTION	Membership 7/1/16 - 6/30/17	325.00
06/17/16	41796	MON75	MONTEREY COUNTY HOSP ASSN	MEMBERSHIP DUES	375.00
06/17/16	41797	MON38	MONTEREY COUNTY SHERIFF	GARNISH/2091	132.00
06/17/16	41798	MON39	MONTEREY COUNTY TAX COLLECTOR	PROPERTY TAX 259-184-001 2015/16	94.60
06/17/16	41798	MON39	MONTEREY COUNTY TAX COLLECTOR	PROPERTY TAX 259-184-004 2015/16	53.15
06/17/16	41799	MON45	MONTEREY PENINSULA POWDER	SHELTER REPAIR PARTS	140.00
06/17/16	41800	MON51	MONTEREY REGIONAL WATER	SEWER SERVICE	1,175.69
06/17/16	41800	MON51	MONTEREY REGIONAL WATER	SEWER SERVICE	20.80
06/17/16	41801	MON81	MONTEREY TIRE SERVICE	TIRE SERVICES	65.00
06/17/16	41802	MST10	MST EMPLOYEES ASSOC	DUES 02/27 - 06/10	497.50
06/17/16	41803	MUN1S	MUNCIE TRANSIT SUPPLY	841	649.40
06/17/16	41804	NIC20	NICHOLSON PETROLEUM	EQUIP MAINT - MAY 2016	80.00
06/17/16	41804	NIC20	NICHOLSON PETROLEUM	EQUIP MAINT - MAY 2016	80.00
06/17/16	41805	NORCAL	NORCAL KENWORTH SERVICE	779	257.21
06/17/16	41805	NORCAL	NORCAL KENWORTH SERVICE	901	62.24
06/17/16	41805	NORCAL	NORCAL KENWORTH SERVICE	901	62.75
06/17/16	41806	NOR2S	NORTH AMERICAN BUS IND	875	1,045.02
06/17/16	41807	PAC20	PACIFIC GAS AND ELECTRIC CO	UTILITIES	13,315.17
06/17/16	41807	PAC20	PACIFIC GAS AND ELECTRIC CO	UTILITIES	488.57
06/17/16	41809	PAC60	PACIFIC TRUCK PARTS INC	838	742.94
06/17/16	41809	PAC60	PACIFIC TRUCK PARTS INC	831	62.24
06/17/16	41809	PAC60	PACIFIC TRUCK PARTS INC	VEHICLE MAINT PARTS	714.22
06/17/16	41809	PAC60	PACIFIC TRUCK PARTS INC	885	300.00
06/17/16	41809	PAC60	PACIFIC TRUCK PARTS INC	571	93.36
06/17/16	41809	PAC60	PACIFIC TRUCK PARTS INC	579	269.82
06/17/16	41809	PAC60	PACIFIC TRUCK PARTS INC	617	444.23
06/17/16	41809	PAC60	PACIFIC TRUCK PARTS INC	629	19.74
06/17/16	41809	PAC60	PACIFIC TRUCK PARTS INC	VEHICLE MAINT PARTS	20.00
06/17/16	41809	PAC60	PACIFIC TRUCK PARTS INC	898	288.86
06/17/16	41809	PAC60	PACIFIC TRUCK PARTS INC	592	69.70
06/17/16	41810	PCP10	PC PEOPLE	COMPUTER SUPPLIES	3,421.69
06/17/16	41810	PCP10	PC PEOPLE	COMPUTER SUPPLIES	220.00

**Board Report**

MONTEREY - SALINAS TRANSIT

August 1, 2016 2:53 PM

Page 16

ADAWSON

Check Date	Check No.	No.	Name	Description	Amount (\$)
06/17/16	41810	PCP10	PC PEOPLE	COMPUTER SUPPLIES	62.50
06/17/16	41811	PIN30	PINNACLE HEATHCARE HOLLISTER	PHYSICAL EXAMS - RAMIREZ, JESSE	55.00
06/17/16	41811	PIN30	PINNACLE HEATHCARE HOLLISTER	PHYSICAL EXAMS - GARCIA, ALBERT	55.00
06/17/16	41811	PIN30	PINNACLE HEATHCARE HOLLISTER	PHYSICAL EXAMS - COLEMAN, CHARLES	55.00
06/17/16	41812	PIT20	PITNEY BOWES	SUPPLIES / METER RENTAL	301.50
06/17/16	41813	PIT10	PITNEY BOWES GLOBAL	POSTAGE MACHINE RENTAL	129.26
06/17/16	41814	PRE30	PREMIUM AUTO PARTS INC.	VEHICLE MAINT PARTS/SHOP SUP FY16	5.66
06/17/16	41814	PRE30	PREMIUM AUTO PARTS INC.	VEHICLE MAINT PARTS/SHOP SUP FY16	27.05
06/17/16	41814	PRE30	PREMIUM AUTO PARTS INC.	VEHICLE MAINT PARTS/SHOP SUP FY16	33.64
06/17/16	41814	PRE30	PREMIUM AUTO PARTS INC.	VEHICLE MAINT PARTS/SHOP SUP FY16	22.49
06/17/16	41814	PRE30	PREMIUM AUTO PARTS INC.	VEHICLE MAINT PARTS/SHOP SUP FY16	20.15
06/17/16	41814	PRE30	PREMIUM AUTO PARTS INC.	VEHICLE MAINT PARTS/SHOP SUPPLIES	-28.43
06/17/16	41815	RED10	REDSHIFT INTERNET SERVICES	WEBSITE SCHEDULE UPDATES FOR 5/28/16	967.50
06/17/16	41815	RED10	REDSHIFT INTERNET SERVICES	WEB SITE HOSTING	300.00
06/17/16	41815	RED10	REDSHIFT INTERNET SERVICES	WEB SITE HOSTING	9.95
06/17/16	41815	RED10	REDSHIFT INTERNET SERVICES	WEB SITE HOSTING	19.95
06/17/16	41815	RED10	REDSHIFT INTERNET SERVICES	WEB SITE HOSTING	19.95
06/17/16	41816	BRO60	REPUBLIC SERVICES	WASTE DISPOSAL SERVICES	122.24
06/17/16	41816	BRO60	REPUBLIC SERVICES	WASTE DISPOSAL SERVICES	403.24
06/17/16	41816	BRO60	REPUBLIC SERVICES	WASTE DISPOSAL SERVICES	773.57
06/17/16	41817	SAF20	SAFETEQUIP	SAFETY & PROTECTIVE SUPPLIES	13.88
06/17/16	41818	SALTOY	SALINAS TOYOTA SCION HYUNDAI	SUPPORT VEHICLE REPAIR UNIT	93.75
06/17/16	41819	SAL50	SALINAS VALLEY FORD SLS	SUPPORT VEHICLE MAINT PARTS #	338.27
06/17/16	41820	SAL91	SALINAS YELLOW CAB CO, LLC	APRIL 2016	22,666.00
06/17/16	41821	COA50	SC FUELS	FUEL	15,729.28
06/17/16	41821	COA50	SC FUELS	FUEL	15,570.94
06/17/16	41821	COA50	SC FUELS	FUEL	15,505.82
06/17/16	41821	COA50	SC FUELS	FUEL	14,807.74
06/17/16	41821	COA50	SC FUELS	FUEL	15,259.41
06/17/16	41822	COA51	SC FUELS	FUEL-SHIP TO MV	2,082.23
06/17/16	41822	COA51	SC FUELS	FUEL-SHIP TO MV	7,182.94
06/17/16	41822	COA51	SC FUELS	FUEL-SHIP TO MV	7,390.04
06/17/16	41822	COA51	SC FUELS	FUEL-SHIP TO MV	7,735.51
06/17/16	41822	COA51	SC FUELS	FUEL-SHIP TO MV	1,952.91
06/17/16	41822	COA51	SC FUELS	FUEL-SHIP TO MV	6,437.57
06/17/16	41823	SCF10	SC FUELS	FUEL	519.78
06/17/16	41823	SCF10	SC FUELS	FUEL	519.78
06/17/16	41823	SCF10	SC FUELS	TOTE RETURN	-500.00
06/17/16	41823	SCF10	SC FUELS	FUEL	1,516.40
06/17/16	41824	SJF10	SJ FERRANTE BUILDERS, INC.	19 UPPER RAGSDALE IMPROVEMENTS	4,842.58
06/17/16	41824	SJF10	SJ FERRANTE BUILDERS, INC.	19 UPPER RAGSDALE IMPROVEMENTS	5,298.48
06/17/16	41825	SPR20	SPRINGBOARD	REV TO TROLLEY BROCHURE TO INCL. AQU	875.00
06/17/16	41826	STA2S	STAPLES ADVANTAGE	OFFICE SUPPLIES FY16	248.19
06/17/16	41826	STA2S	STAPLES ADVANTAGE	OFFICE SUPPLIES FY16	431.85
06/17/16	41827	SUN10	SUNSTAR MEDIA	MONTHLY SERVICES MST MOBILITY FY16	4,125.00
06/17/16	41828	SUP20	SUPPORT PAYMENT CLEARINGHOUSE	GARNISH/2324	260.01
06/17/16	41829	TAR10	TARGET PEST CONTROL, INC.	PEST CONTROL	40.00
06/17/16	41829	TAR10	TARGET PEST CONTROL, INC.	PEST CONTROL	45.00

**Board Report**

MONTEREY - SALINAS TRANSIT

August 1, 2016 2:53 PM

Page 17

ADAWSON

Check Date	Check No.	No.	Name	Description	Amount (\$)
06/17/16	41830	WAL2S	THOMAS WALTERS AND ASSOC INC	WASH DC CONSULTANT	5,050.00
06/17/16	41831	TIM20	TIMS GARDENING SERVICE	LANDSCAPING SERVICES FY16	900.00
06/17/16	41832	TIM20	TIMS GARDENING SERVICE	LANDSCAPING SERVICES FY16	270.00
06/17/16	41833	TONVAL	TONY VALLADARES	TUITION REIMBURSEMENT	455.76
06/17/16	41834	MAX1S	TRAPEZE	EAM ANNUAL MAINTENANCE	8,763.00
06/17/16	41834	MAX1S	TRAPEZE	EAM ANNUAL MAINTENANCE	33,397.00
06/17/16	41835	TRA5S	TRAPEZE SOFTWARE GROUP	TRACKING UNIT AIRTIME	272.33
06/17/16	41836	TRA80	Trapeze Software Group		14,001.30
06/17/16	41837	UNI20	UNITED PARCEL SERVICE	FREIGHT	396.60
06/17/16	41838	VAL35	VAL STROUGH CYPRESS COAST	SUPPORT VEHICLE MAINT/PARTS	990.17
06/17/16	41839	PEN20	VALLEY AG UPHOLSTERY	MISC MAINT SUPPLIES	1,089.71
06/17/16	41839	PEN20	VALLEY AG UPHOLSTERY	MISC MAINT SUPPLIES	334.47
06/17/16	41840	VAL25	VALLEY FABRICATION, INC	FABRICATION/REPAIRS	85.00
06/17/16	41840	VAL25	VALLEY FABRICATION, INC	FABRICATION/REPAIRS	42.50
06/17/16	41841	VAL20	VALLEY PACIFIC PETROLEUM	LUBRICANTS	2,052.65
06/17/16	41841	VAL20	VALLEY PACIFIC PETROLEUM	LUBRICANTS	6,577.33
06/17/16	41841	VAL20	VALLEY PACIFIC PETROLEUM	LUBRICANTS	309.79
06/17/16	41842	VIC10	VICTORY TOYOTA/ LEXUS MONTEREY P	SUPPORT VEHICLE MAINTENANCE RU 54	369.99
06/17/16	41842	VIC10	VICTORY TOYOTA/ LEXUS MONTEREY P	SUPPORT VEHICLE MAINTENANCE RU 54	109.11
06/17/16	41843	WAS20	WASHINGTON STATE SUPPORT	GARNISH/2070	113.07
06/17/16	41844	WHE15	WHEELER'S FLOORING	Carpet 19 Upper Ragsdale	87.30
06/17/16	41845	WOR55	WORK WORLD AMERICA INC	SAFETY BOOTS DI PRETORO, M	130.93
06/17/16	41846	WOR1W	WORKWELL MEDICAL GRP INC	PHYSICAL EXAMS AYERS-SPEARS, MAYVIS	88.00
					536,717.22
06/18/16	41847	VER40	VERIZON WIRELESS	WIRELESS SERVICE	154.54
					154.54
06/17/16	41848	APE10	ASAP SIGNS & PRINTING	REAL TIME SIGN BRACKETS	7,836.45
					7,836.45
06/21/16	41849	CAL92	CALIFORNIA WATER SERV CO	WATER SERVICE	307.04
06/21/16	41849	CAL92	CALIFORNIA WATER SERV CO	WATER SERVICE	108.25
06/21/16	41850	FIR10	FIRST ALARM SECURITY & PATROL, INC.	SECURITY SERVICES FY16 STC/MTX	7,497.00
06/21/16	41851	FOR60	FORT ORD REUSE AUTHORITY	MBAMG meeting June 17, 2016	20.00
06/21/16	41852	PAC20	PACIFIC GAS AND ELECTRIC CO	UTILITIES	26.00
06/21/16	41853	PIT10	PITNEY BOWES GLOBAL	POSTAGE MACHINE RENTAL	1,075.39
06/21/16	41855	STA2S	STAPLES ADVANTAGE	OFFICE SUPPLIES FY16	121.49
06/21/16	41855	STA2S	STAPLES ADVANTAGE	OFFICE SUPPLIES FY16	116.60
06/21/16	41855	STA2S	STAPLES ADVANTAGE	OFFICE SUPPLIES FY16	41.81
06/21/16	41855	STA2S	STAPLES ADVANTAGE	OFFICE SUPPLIES FY16	22.26
06/21/16	41855	STA2S	STAPLES ADVANTAGE	OFFICE SUPPLIES FY16	15.60
06/21/16	41855	STA2S	STAPLES ADVANTAGE	OFFICE SUPPLIES FY16	133.95
06/21/16	41855	STA2S	STAPLES ADVANTAGE	OFFICE SUPPLIES FY16	65.94
06/21/16	41855	STA2S	STAPLES ADVANTAGE	OFFICE SUPPLIES FY16	108.38

**Board Report**

MONTEREY - SALINAS TRANSIT

August 1, 2016 2:53 PM

Page 18

ADAWSON

Check Date	Check No.	No.	Name	Description	Amount (\$)
06/21/16	41855	STA2S	STAPLES ADVANTAGE	OFFICE SUPPLIES FY16	726.98
06/21/16	41855	STA2S	STAPLES ADVANTAGE	OFFICE SUPPLIES FY16	221.58
06/21/16	41855	STA2S	STAPLES ADVANTAGE	OFFICE SUPPLIES FY16	16.27
06/21/16	41856	TOL10	TOLAR MFG CO. INC	IFB 16-04	54,236.16
06/21/16	41857	USB1S	U.S. BANK CORP PAYMENT SYSTEM	CAL-CARD/MISC PURCHASES	32,298.14
06/21/16	41858	VER40	VERIZON WIRELESS	WIRELESS SERVICE	205.34
06/21/16	41859	WAL40	WALD, RUHNKE & DOST	ARCHITECTURAL SERVICES UPPER RAGSD	707.36
					<hr/>
					98,071.54
06/17/16	41791	MON84	MONTEREY BAY AREA	Voiding check 41791.	-20.00
					<hr/>
					-20.00
06/21/16	27229	MON38	MONTEREY COUNTY SHERIFF	Voiding check 27229.	-85.00
06/21/16	27229	MON38	MONTEREY COUNTY SHERIFF	Voiding check 27229.	-75.00
					<hr/>
					-160.00
06/28/16	41860	ALL01	ALLIANCE ON AGING, INC.	247 MAIN ST, ROOM 106	565.00
06/28/16	41861	CHA10	CHAN ASSOCIATES LLC	3MC RENT	4,000.00
06/28/16	41862	LEH10	Lehman James Pinckney, Jr., Trustee	19 UPPER RAGS#100-LT NOTE	6,640.82
06/28/16	41863	MAR45	MARY H. NINO REVOCABLE TRUST	RENT- 201 PEARL ST, MONTEREY	3,190.00
06/28/16	41864	PIT30	PITNEY BOWES	POSTAGE ACCT 11226164	500.00
06/28/16	41865	MPPM1	PROFESSIONAL OFFICE CONDO	ASSOC DUES-19 UPPER RAGSDALE	6,724.00
06/28/16	41866	SAF10	SAF KEEP STORAGE-DEL REY OAKS	STORAGE RENT-#267053 UNIT 1003	448.00
06/28/16	41867	MVT11	MV TRANSPORTATION INC.	CONTRACT TRANSPORTATION-MAY	626,045.94
06/28/16	41867	MVT11	MV TRANSPORTATION INC.	ADJUSTMENTS-TAXI	-551.72
06/28/16	41867	MVT11	MV TRANSPORTATION INC.	FAREBOX -MAY	-22,786.24
06/28/16	41867	MVT11	MV TRANSPORTATION INC.	LIQUIDATED DAMAGES - MAY 2016	-1,050.62
06/28/16	41867	MVT11	MV TRANSPORTATION INC.	CREDIT -SOUTH COUNTY WIRELESS	-139.09
					<hr/>
					623,586.09
06/29/16	41868	AMO10	SANDRA AMORIM-RUIZ	REIMBURSEMENT-19 UPPER RAGSDALE TVS	2,154.73
					<hr/>
					2,154.73
					<hr/>
<b>Grand Total</b>					<b>2,283,445.31</b>

To: Board of Directors  
From: C. Sedoryk, General Manager/CEO  
Subject: Monthly Report – July 2016

Attached is a summary of monthly performance statistics for the Transportation, Maintenance, and Administration departments for July 2016 (Attachments 1-5).

Attachment #1 – Dashboard Performance Statistics

Attachment #2 – Operations Dept. Report – July 2015

Attachment #3 – Facilities & Maintenance Dept. Report – July 2015

Attachment #4 – Administration Dept. Report – July 2015

Attachment #5 – Summary of Republican and Democratic Party Platforms

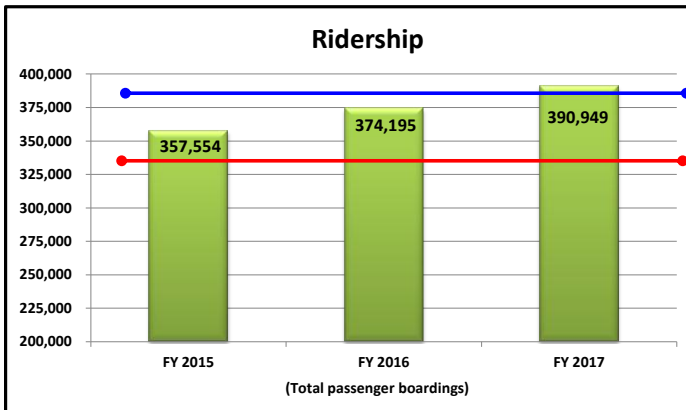
A complete detail of Monthly Performance Statistics can be viewed within the GM Report at <http://www.mst.org/about-mst/board-of-directors/board-meetings/>

Prepared by: 

**Blank Page**

# MST Fixed Route YTD Dashboard Performance Comparative Statistics Month of July Fiscal Years 2015-2017

**ATTACHMENT 1**

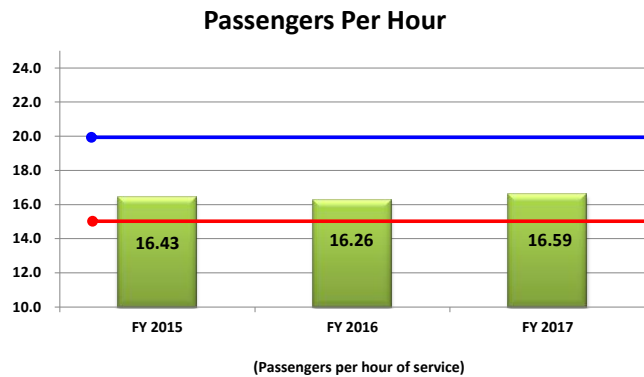


**Goal = 381,679 passengers**

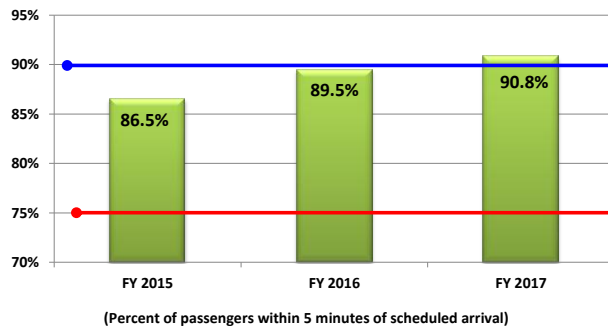
**Minimum = 336,776 passengers**

**Goal = 20 passengers p/h**

**Minimum = 15 passengers p/h**



### On Time Performance

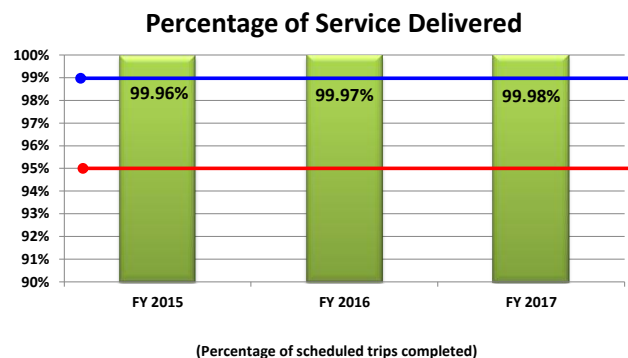


**Goal = 90% on time**

**Minimum = 75% on time**

**Goal = 99% completed**

**Minimum = 95% completed**

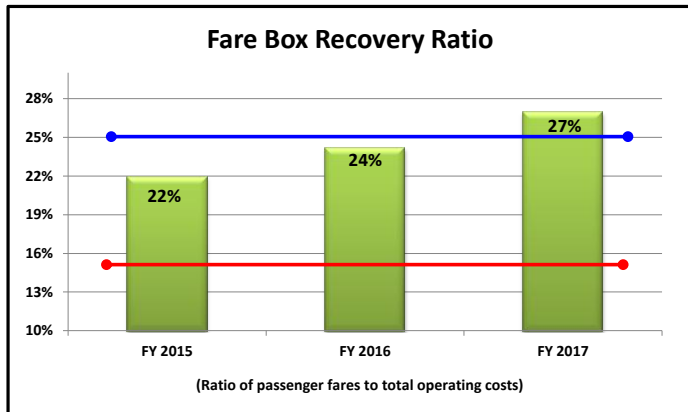


# MST Fixed Route

## YTD Dashboard Performance Comparative Statistics

### Month of July

### Fiscal Years 2015-2017

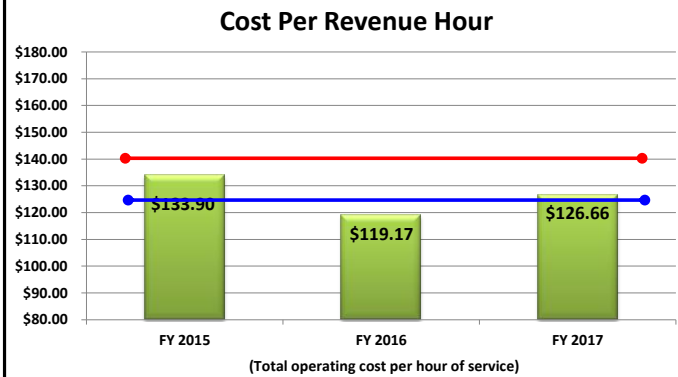


**Goal = 25%**

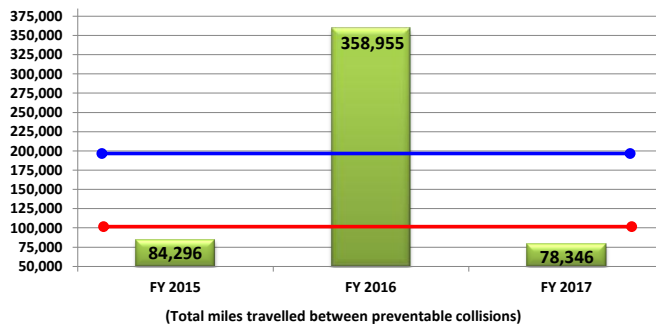
**Minimum = 15%**

**Maximum = \$141.93 per RH**

**Goal = \$129.03 per RH**



#### Miles Between Preventable Collisions

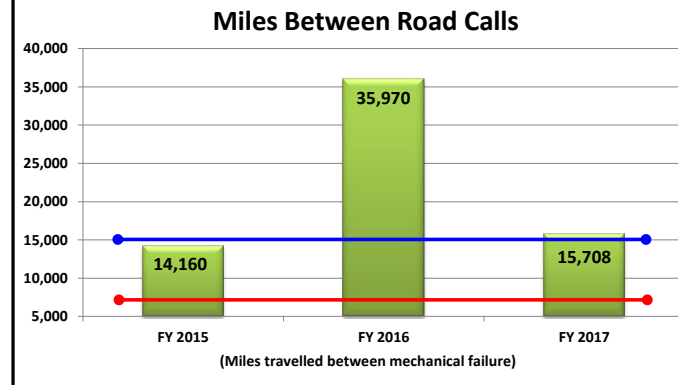


**Goal = 200K Miles**

**Minimum = 100K Miles**

**Goal = 15K Miles**

**Minimum = 7K Miles**



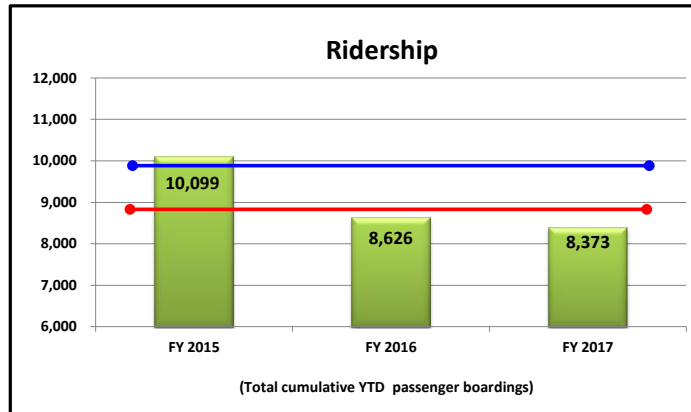


# MST RIDES

## YTD Dashboard Performance Comparative Statistics

### Month of July

### Fiscal Years 2015-2017

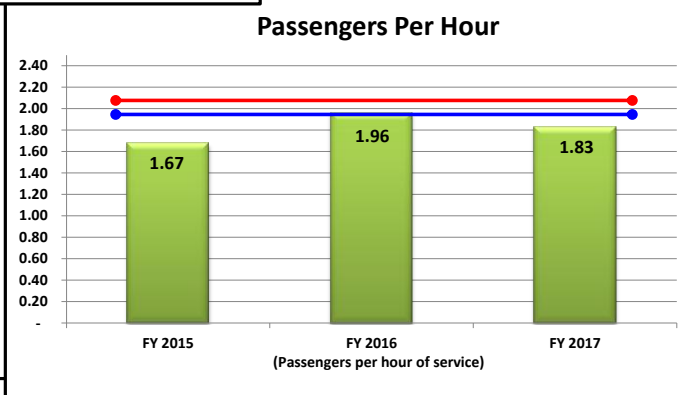


Goal = 9,765 passengers

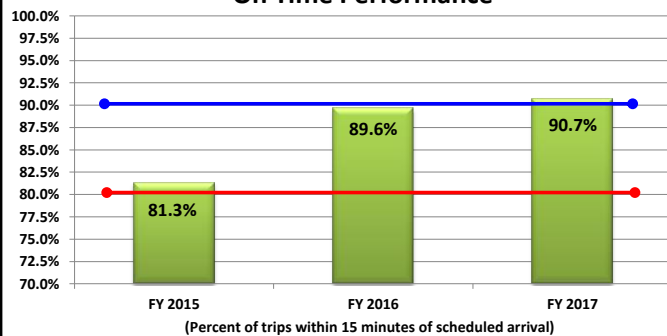
Maximum = 8,885 passengers

Goal = 1.87 passengers p/h

Maximum = 2.06 passengers p/h



#### On Time Performance

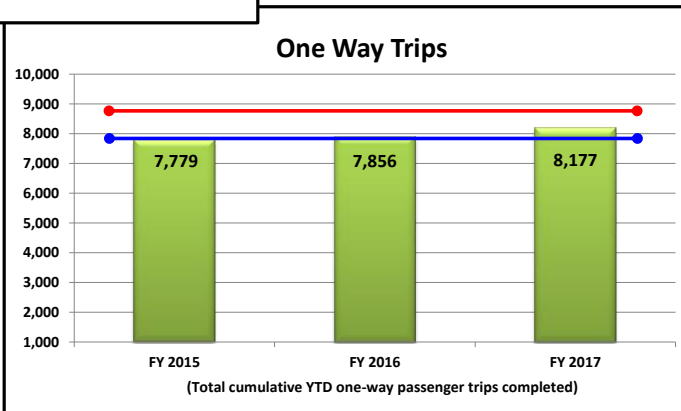


Goal = 90% on time

Minimum = 80% on time

Maximum = 8,723 one-way trips

Goal = 7,930 one-way trips

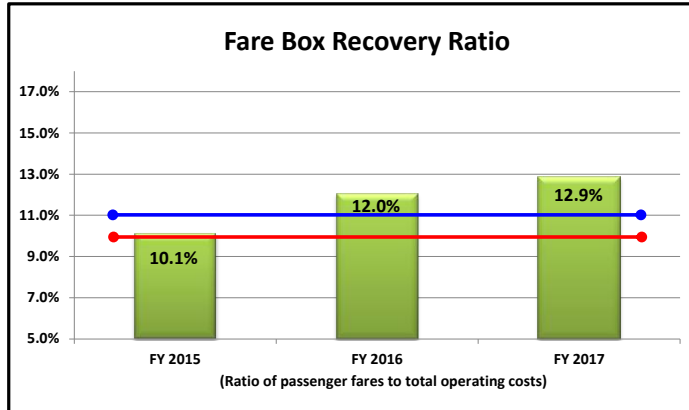


# MST RIDES

## YTD Dashboard Performance Comparative Statistics

### Month of July

### Fiscal Years 2015-2017

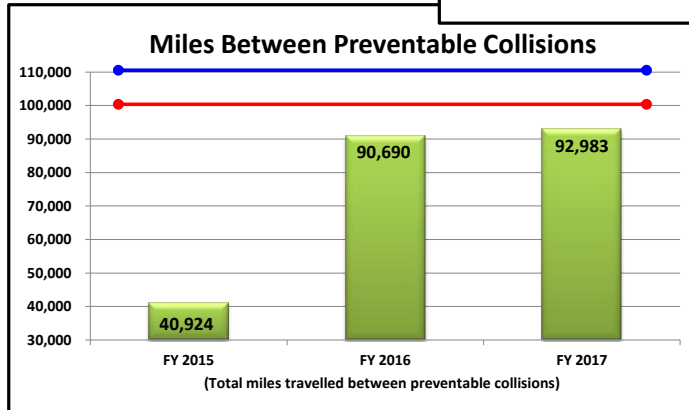
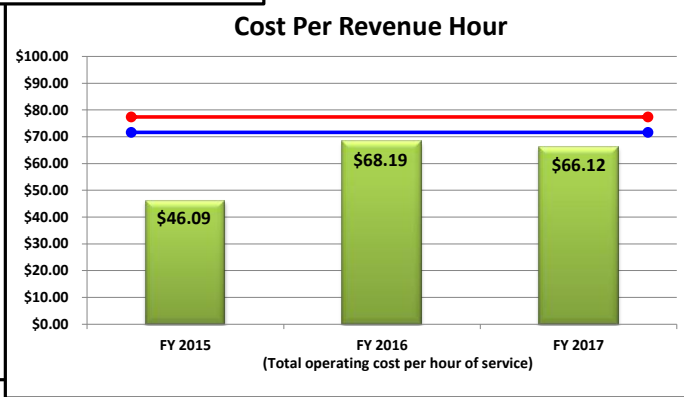


**Goal = 11%**

**Minimum = 10%**

**Goal = \$70.86**

**Maximum = \$77.95**

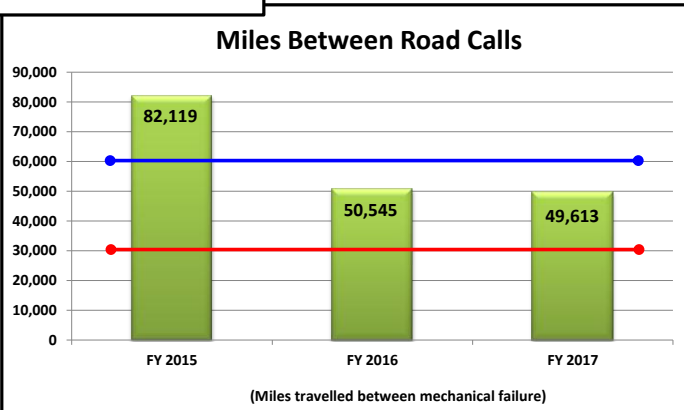


**Goal = 110K Miles**

**Minimum = 100K Miles**

**Goal = 60,000 miles**

**Minimum = 30,000 miles**

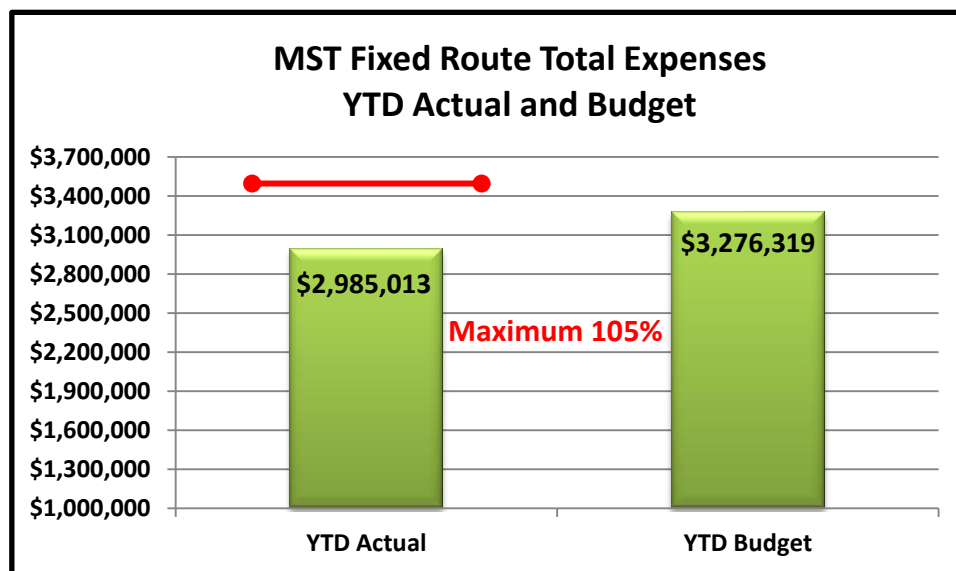
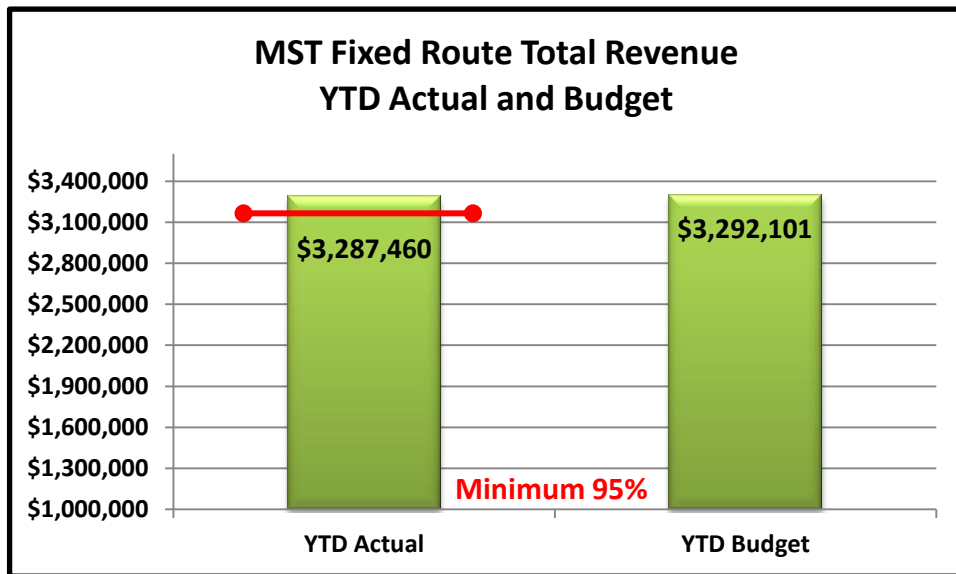


# MST Fixed Route

## Financial Performance Comparative Statistics

### July

### Fiscal Year 2017

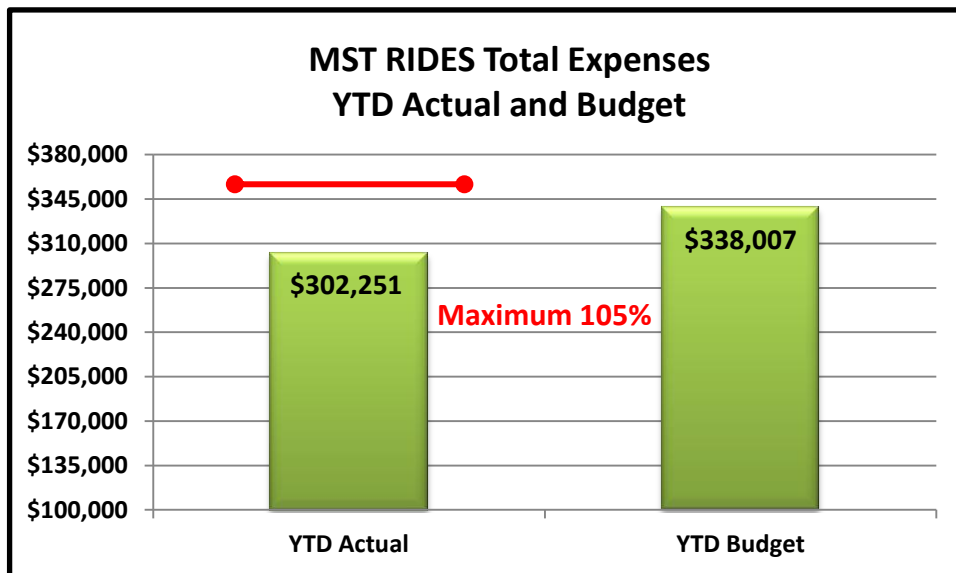
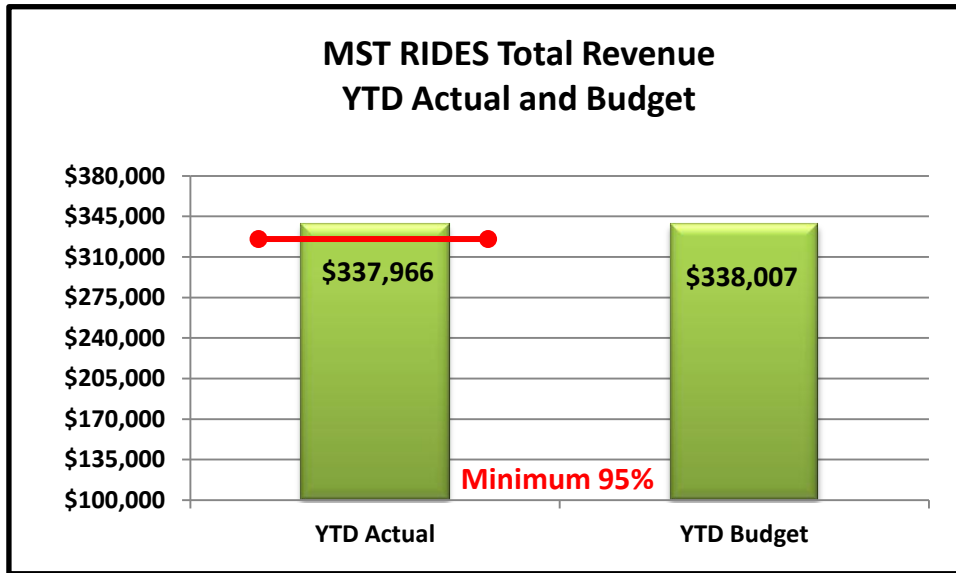


# MST RIDES

## Financial Performance Comparative Statistics

### July

### Fiscal Year 2017



## ATTACHMENT 2

September 2, 2016

To: Mike Hernandez, Assistant General Manager / C.O.O.

From: Robert Weber, Director - Transportation Services

Cc: MST Board of Directors

Subject: **Transportation Department Monthly Report – July 2016**

---

### **FIXED ROUTE BUS OPERATIONS:**

#### **System Wide Service: (Fixed Route & On Call Services):**

Preliminary boarding statistics indicate that ridership increased by 4.48% in July 2016, (390,949), as compared to July 2015, (374,195). Fiscal year to date – passenger boardings have increased by 4.48% as compared to the same period last year.

Productivity decreased slightly from July of last year (16.2) - to 16.5 passengers per hour for July of this year.

#### **Supplemental / Special Services:**

None

#### **System Wide Statistics:**

- Ridership: 390,949
- Vehicle Revenue Hours: 23,567
- Vehicle Revenue Miles: 377,671
- System Productivity: 16.5 Passengers Per Vehicle Revenue Hour
- One-Way Trips Provided: 33,090

**Time Point Adherence:** Of 123,213 total time-point crossings sampled for the month of July, the TransitMaster™ system recorded 17,026 delayed arrivals to MST's published time-points system-wide. This denotes that **86.18%** of all scheduled arrivals at published time-points were on time. (*See MST Fixed-Route Bus ~ On Time Compliance Chart **FY 2016.***)

Service arriving later than **5** minutes beyond the published time point is considered late. The on-time compliance chart, (attached), reflects system wide "on-time performance" as a percentage to the total number of reported time-point crossings.

**Cancelled Trips:** As listed below, there were a total of seven (7) cancelled trips for the month of July for both directly operated and contracted services:

<b>Total Trips Provided: 33,090</b>			
<b>Category</b>	<b>MST</b>	<b>MV</b>	<b>%</b>
Driver Shortage	1	0	14.29%
Equipment Shortage	1	0	14.29%
Mechanical	3	0	42.86%
Traffic	2	0	28.57%
<b>Totals</b>	<b>7</b>	<b>0</b>	<b>100.00%</b>

**Documented Occurrences:** MST Coach Operators are required to complete an occurrence report for any unusual incident that occurs during their work day. The information provided within these reports is used to identify trends, which often drive changes in policy or standard operating procedures. The following is a comparative summary of reported incidents for the month(s) of July 2015 and 2016:

<b>Occurrence Type</b>	<b>July-15</b>	<b>July-16</b>
Collision: MST Involved	5	7
Employee Injury	1	0
Medical Emergency	1	0
Object Hits Coach	1	0
Passenger Conflict	3	10
Passenger Fall	9	3
Passenger Injury	0	0
Other	3	3
Near Miss	0	0
Fuel / fluid Spill	3	2
Unreported Damage	2	1
<b>Totals</b>	<b>28</b>	<b>26</b>

## **CONTRACTED TRANSPORTATION SERVICES:**

### **MST RIDES ADA / ST Paratransit Program:**

Preliminary boarding statistics for the MST RIDES program reflect that for the month of July there were 9,477 passenger boardings. This denotes a 0.01% increase in passenger boardings from July of 2015, (9,476). Fiscal year to date – passenger boardings have increased by 0.01% as compared to the same period last year.

- Productivity for July of this year was at 1.83 passengers per hour decreasing from July of 2015, (1.96).
- For the month of July, 90.68 % of all scheduled trips for the MST RIDES Program arrived on time, increasing from 89.61 % in July of 2015.

## COMMUNICATIONS CENTER:

In July, MST's Communications Center summoned public safety agencies on *ten (10)* separate occasions to MST's transit vehicles and facilities:

Agency Type	Incident Type	Number Of Responses
Police	Passenger Incident / Other	7
EMS	Passenger Illness / Injury	3

Robert Weber

## ATTACHMENTS:

MST Fixed-Route Bus ~~ On Time Compliance FY 2016

MST Fixed-Route Bus ~~ Boarding Statistics FY 2016

MST Trolley ~~ Boarding Statistics FY 2016

MST RIDES ~~ On Time Compliance FY 2016

MST RIDES ~~ Boarding Statistics FY 2016

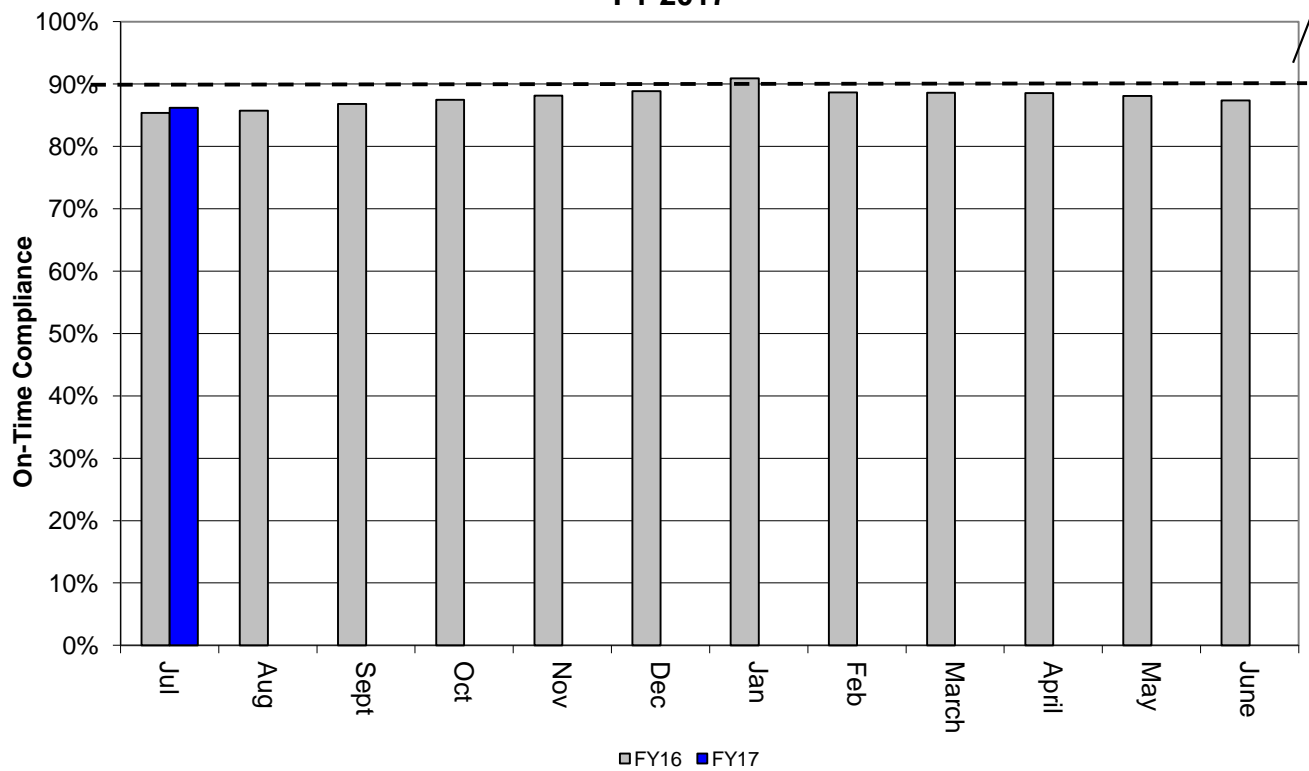
Operations Summary Report ~ July 2016

Mobility Management Report ~ July 2016

**Blank Page**



### On-Time Compliance FY 2017



# ***MST FIXED ROUTE BOARDINGS***

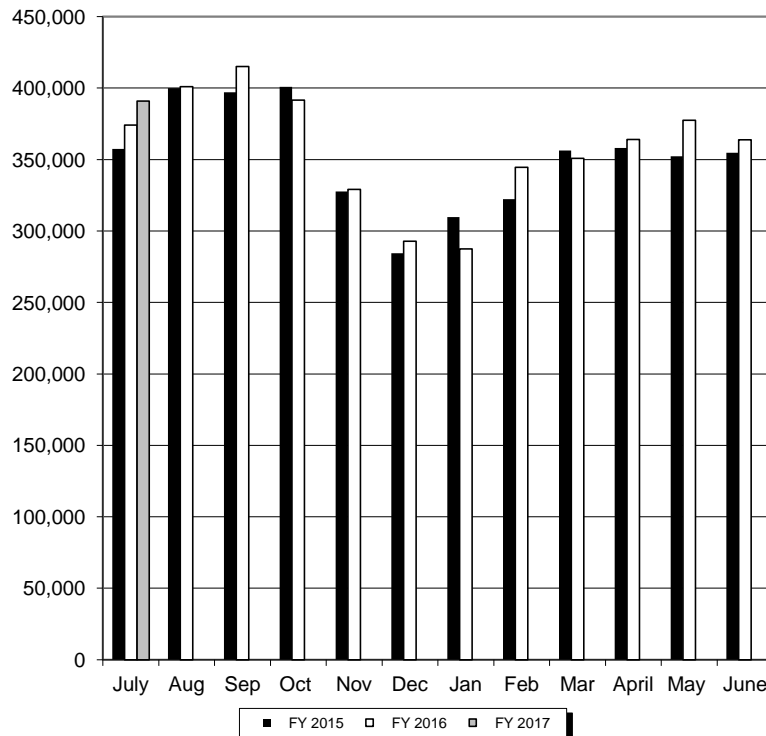
## ***FY 2017 Monthly Boardings***

MONTH	FY 2015	FY 2016	FY 2017	% CHANGE
July	357,544	374,195	390,949	4.48%
Aug	399,960	400,933		
Sep	397,149	415,116		
Oct	400,812	391,618		
Nov	327,670	329,224		
Dec	284,403	292,742		
Jan	309,803	287,457		
Feb	322,284	344,458		
Mar	356,419	350,899		
April	358,127	363,941		
May	352,351	377,591		
June	354,703	363,721		
TOTAL	4,221,225	4,291,895	390,949	
YTD Avg.	357,544	374,195	390,949	4.48%
YTD Comparison	357,544	374,195	390,949	4.48%

**\* Preliminary**

*Boardings are inclusive of all On Call, Trolley, & Fixed Route Services*

### **MONTHLY RIDERSHIP**



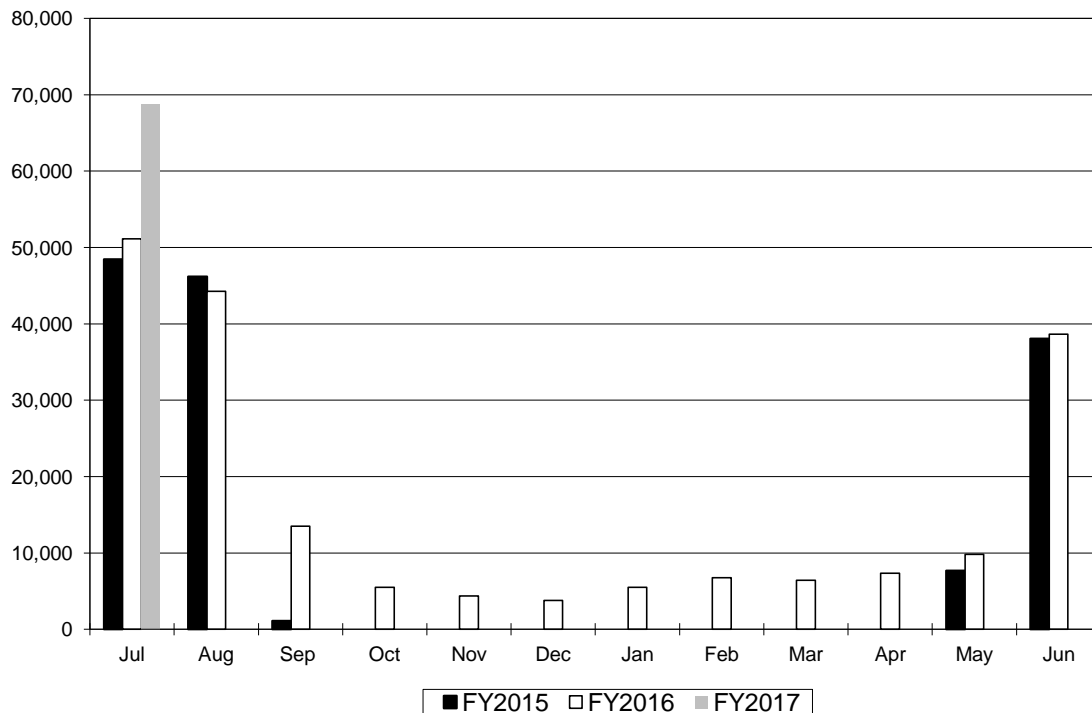
## **MST TROLLEY - MONTEREY**

### **FY 2017 Monthly Boardings**

Does Not Operate

MONTH	FY2015	FY2016	FY2017	% CHANGE
Jul	48,468	51,134	68,807	34.56%
Aug	46,190	44,270		
Sep	1,108	13,502		
Oct		5,521		
Nov		4,368		
Dec		3,773		
Jan		5,520		
Feb		6,749		
Mar		6,424		
Apr		7,354		
May	7,695	9,800		
Jun	38,046	38,649		
Total Ridership	141,507	197,064	68,807	
YTD Average	48,468	51,134	68,807	34.56%
YTD Comparison	48,468	51,134	68,807	34.56%

### **MONTEREY TROLLEY MONTHLY RIDERSHIP**

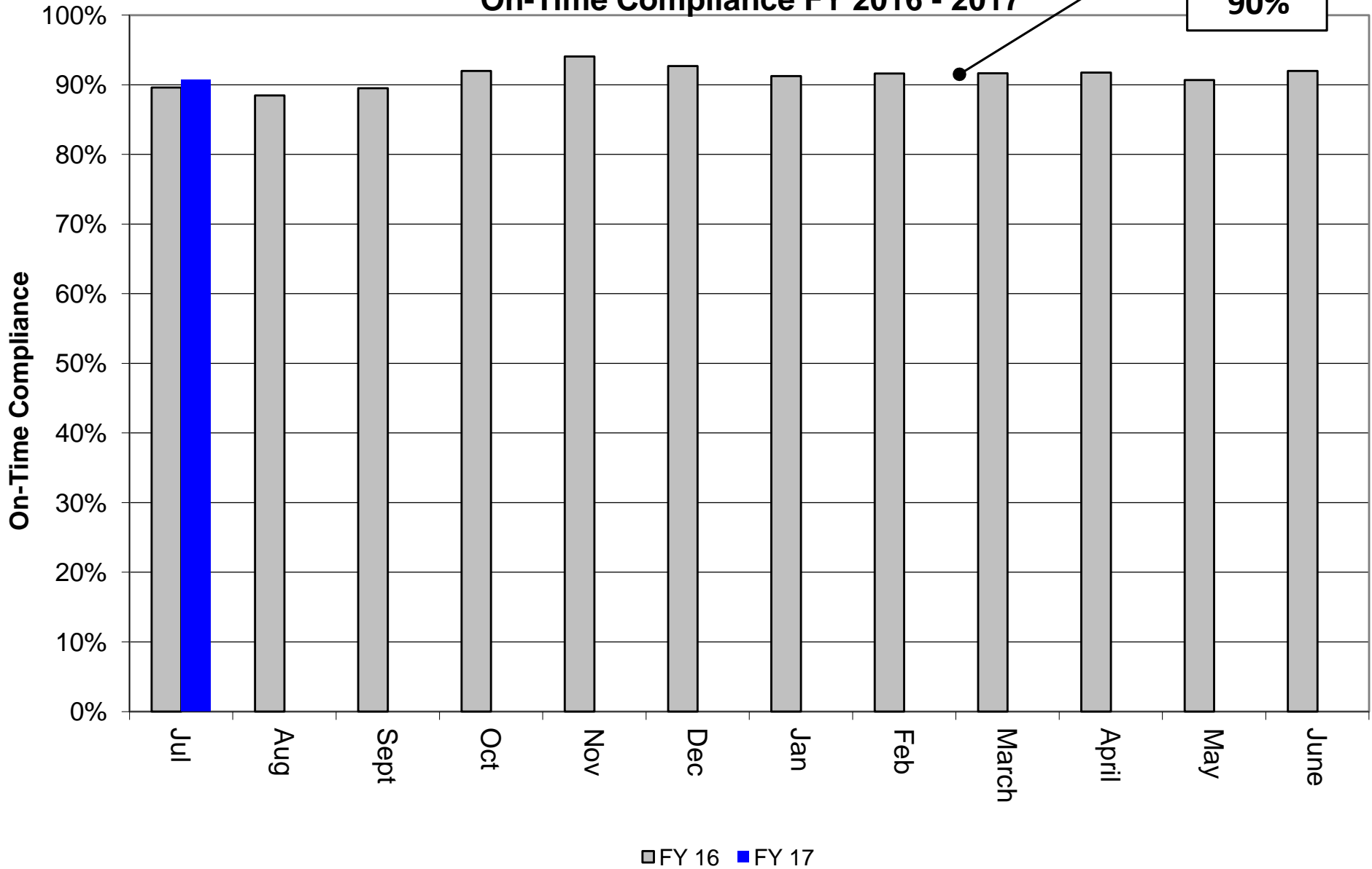


**Blank Page**

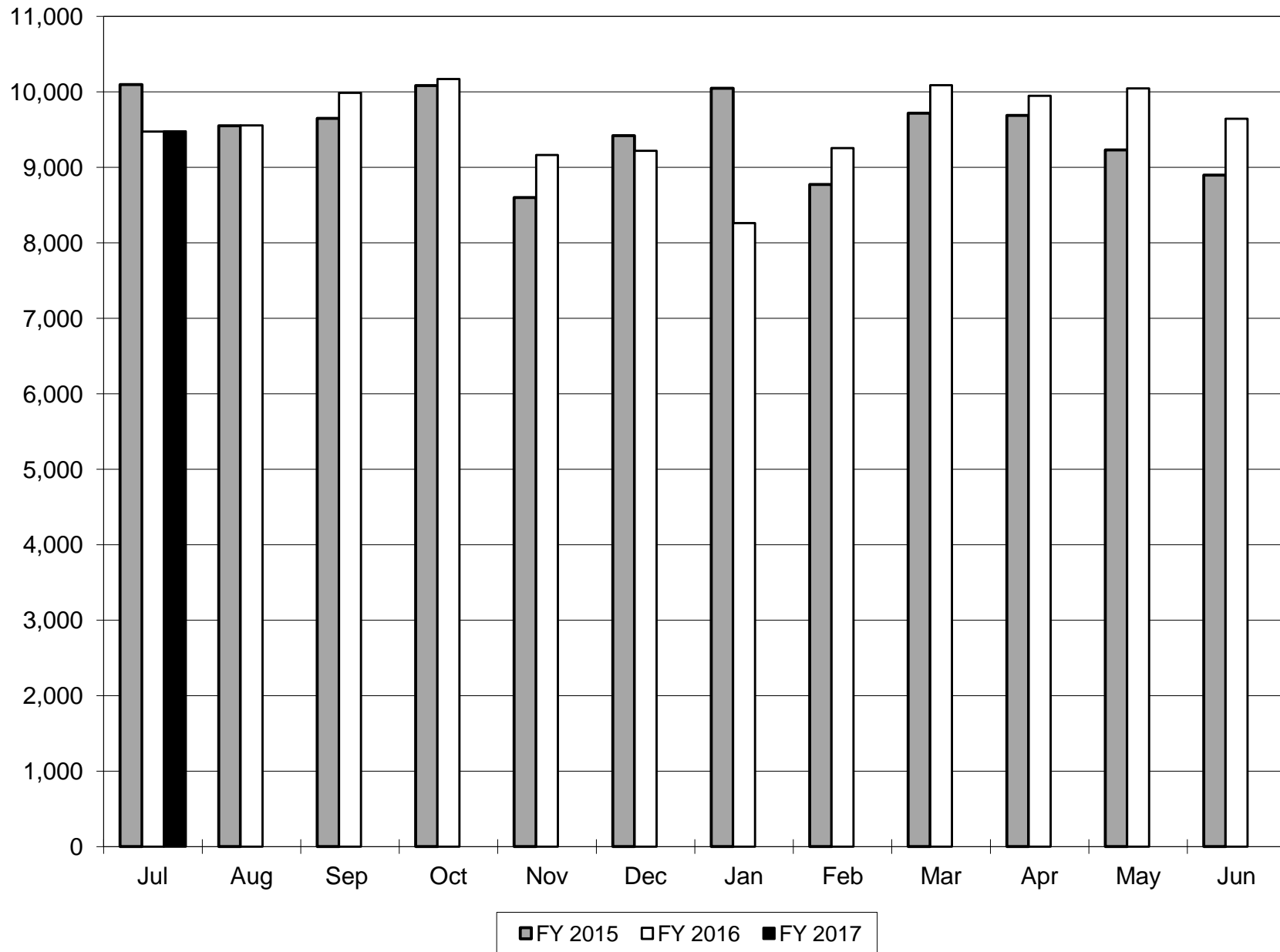
# MST RIDES

## On-Time Compliance FY 2016 - 2017

**Goal**  
**90%**



## MST RIDES MONTHLY RIDERSHIP



# Operations Summary Report

*Fixed Route Services*

*July 2016*

Service Delivered		Service Quality	
Ridership	390,949	On-time Time Points	106,187
Passengers / Vehicle Revenue Hour	16.6	Delayed Time Points	17,026
Revenue Miles	377,671.2	On-time Passenger Boardings	354,995
One-way Trips Operated	33,090	Percent On-time Boardings	91%

### Systemwide Service:

July boardings for 2016 increased 4.5% compared to 2015 with revenue hours increasing 2.4% over the same period. The net result is that productivity, measured in passengers per hour (PPH), increased 2%, from 16.25 PPH last July to 16.59 PPH this month.

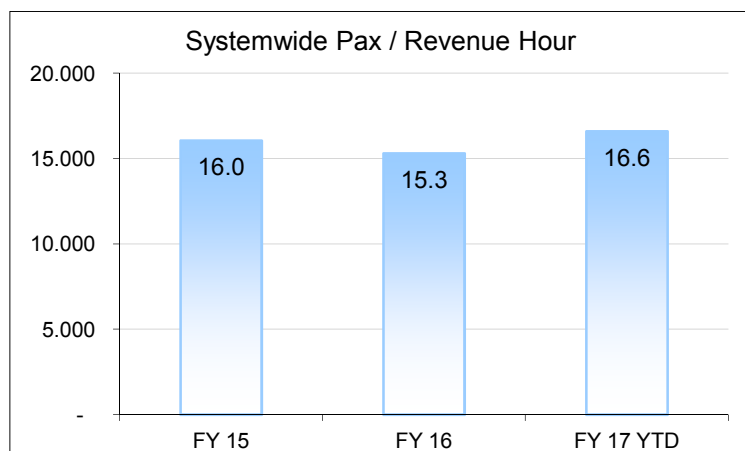
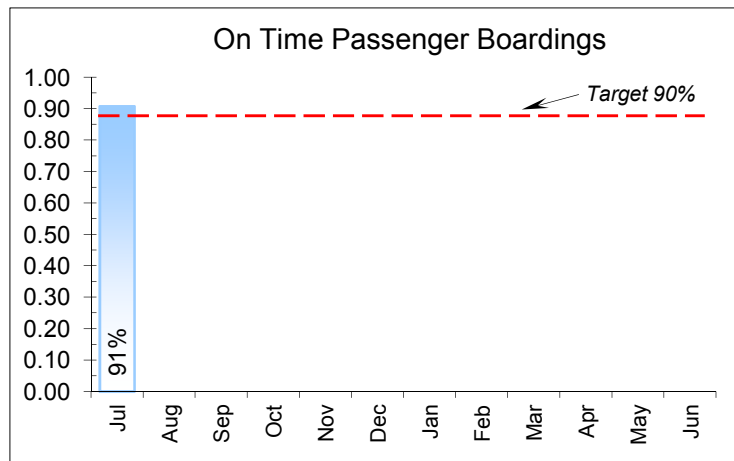
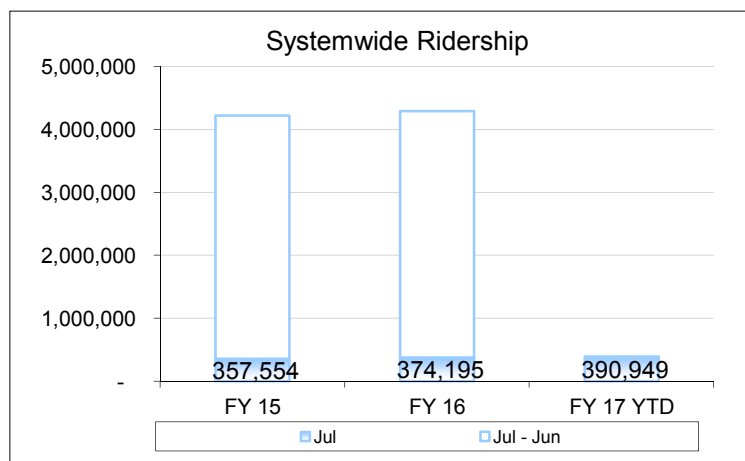
### Seasonal Service:

Line 22-Big Sur continued operating a summer schedule (3 trips daily) and carried 1,595 passengers, a small increase over the 1,576 passengers it carried last July.

The MST Trolley Monterey and the Aquarium Direct Trolley collectively carried 68,807 passengers this month, a 34.6% increase compared to last year's total of 51,134 passengers. The addition of the Aquarium Direct Trolley added 537 additional hours of service this month and the combined services produced 48.6 PPH, a 17% decrease from last year's productivity of 58.5 PPH.

### Supplemental/Special Service:

None.



No special event service operated this month.

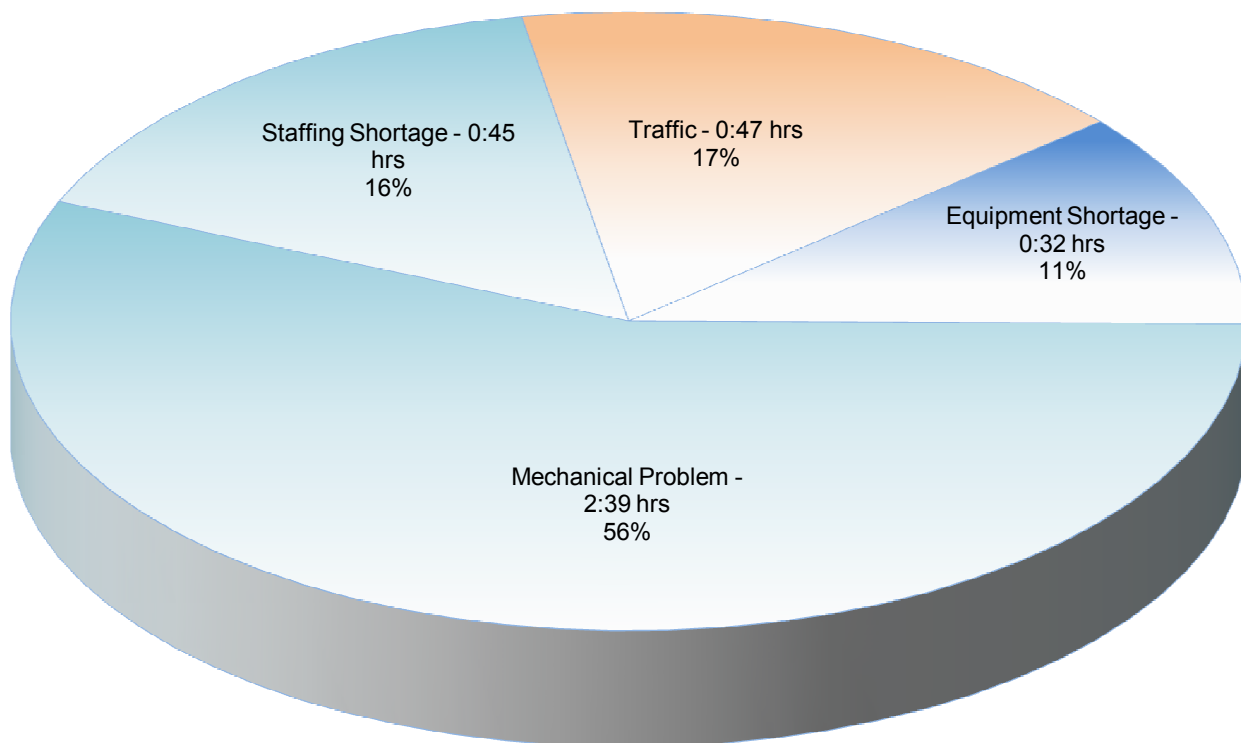


# Fixed Route Operations Summary Report July 2017

## Service Cancellations by Month

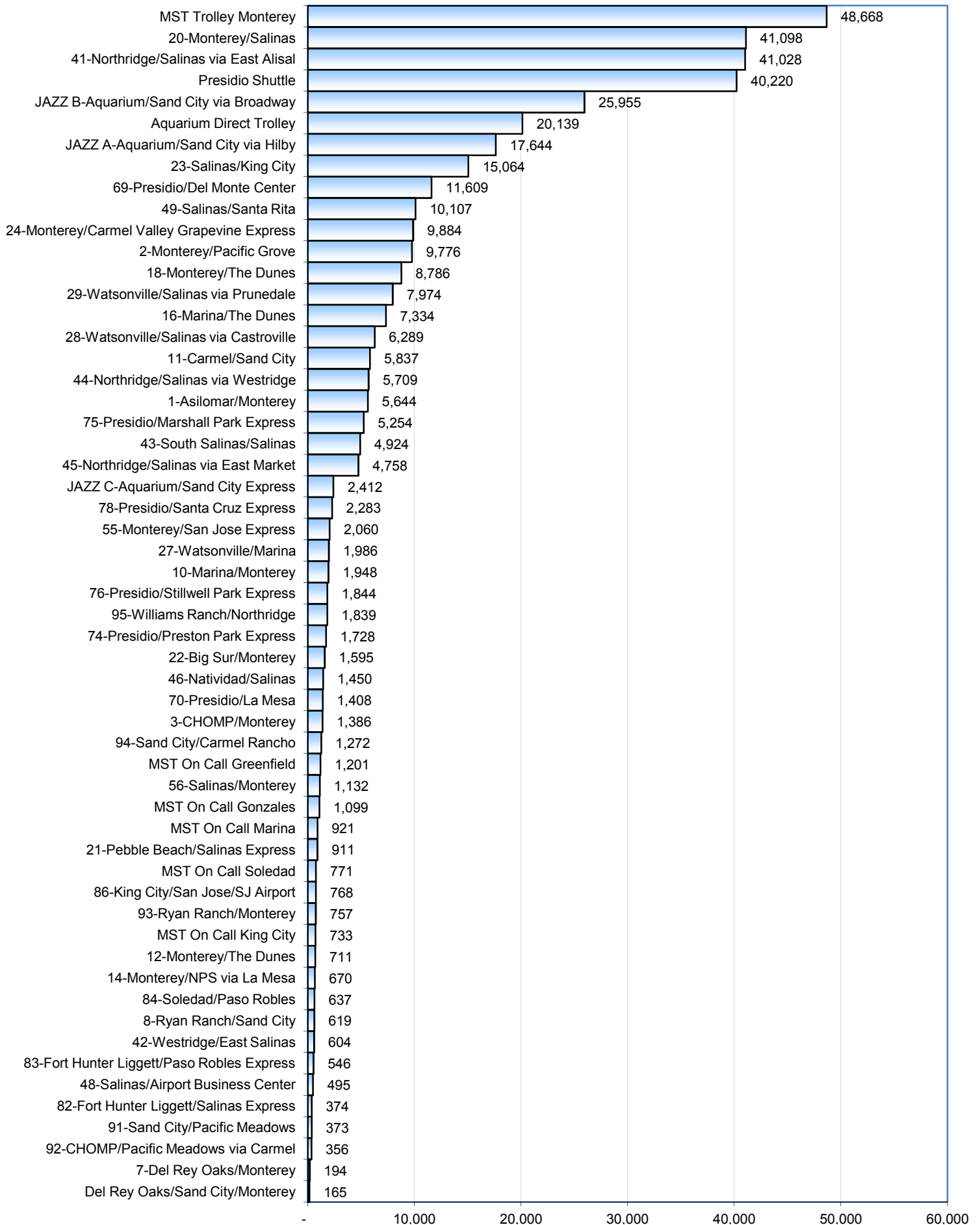


## Cancelled Revenue Hours - Year to Date



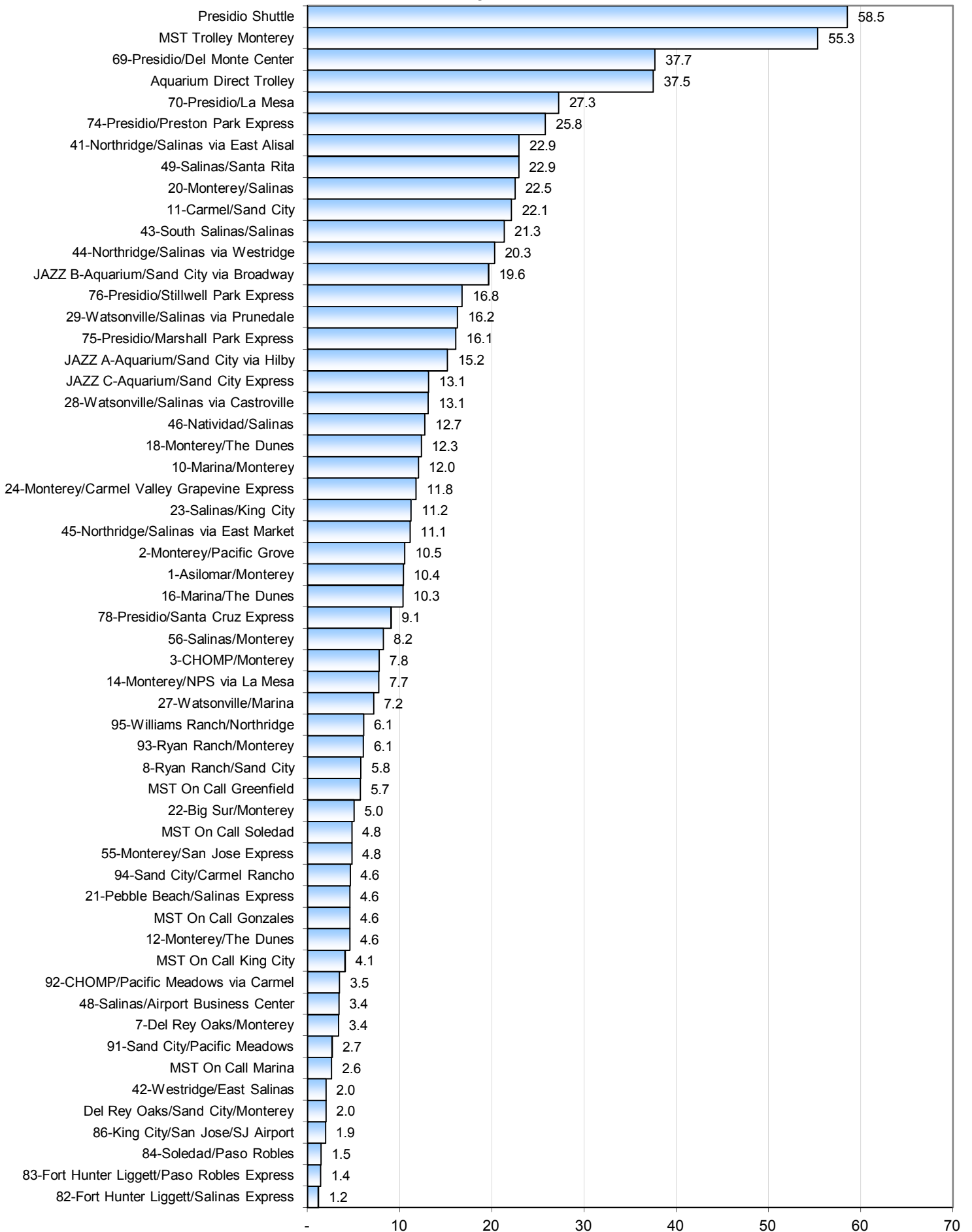
# Ridership by Line - July 2016

## Passenger Boardings



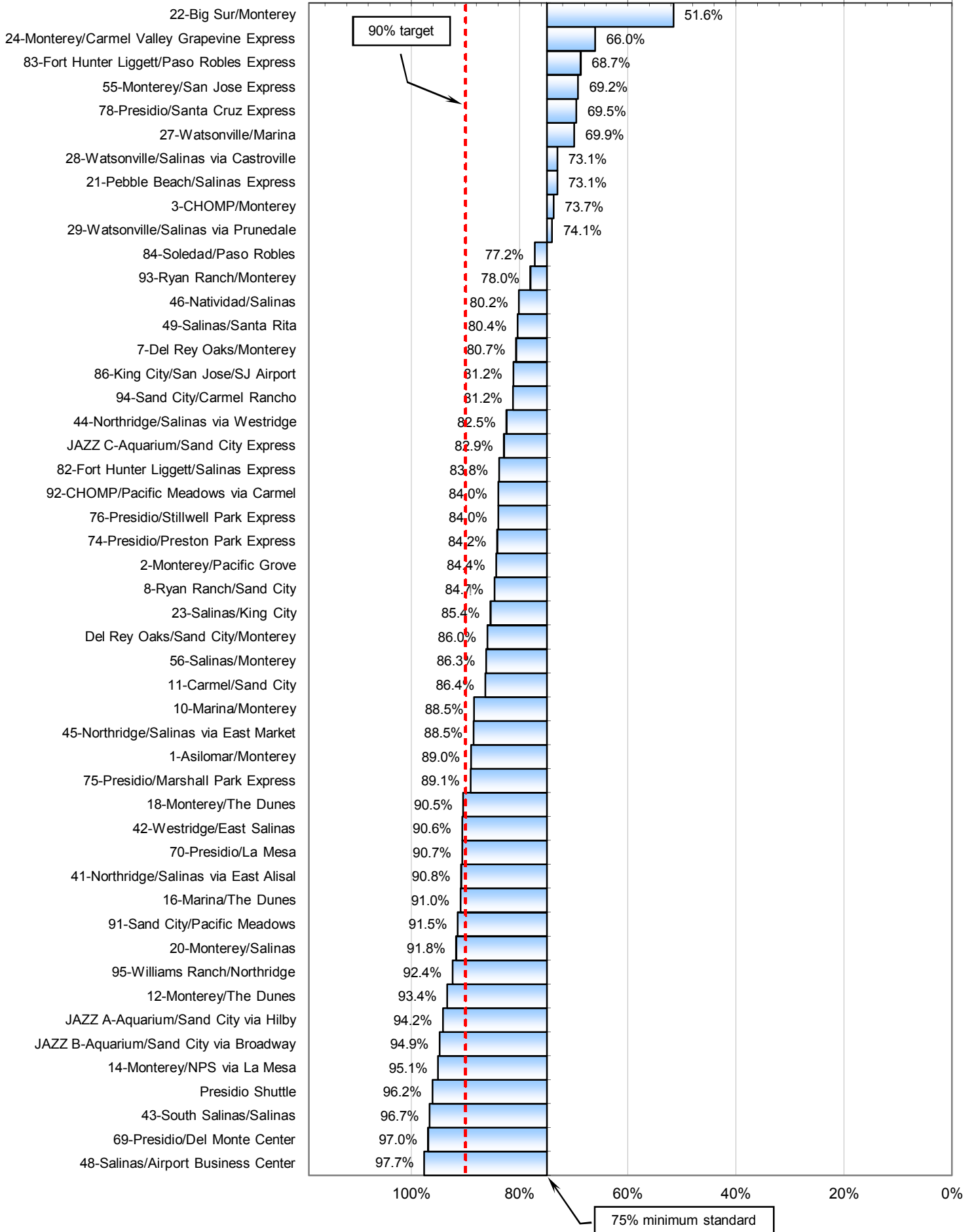
## Productivity by Line - July 2016

### Passengers Per Hour



# Schedule Adherence by Line - July 2016

## Percent On-time Timepoints



# July 2016

Systemwide Ridership: 390,949  
 Systemwide Revenue Hours: 23567:35  
 Systemwide Revenue Miles: 377,671.2

## Local - \$1.50 / \$.75

	Ridership	VRHrs	VRMi	Pax/Hr	% Riders	% Hrs
3-CHOMP/Monterey	1,386	178:39	1,796.6	7.76	0.4%	0.8%
7-Del Rey Oaks/Monterey	194	57:45	906.0	3.36	0.0%	0.2%
8-Ryan Ranch/Sand City	619	107:05	1,475.5	5.78	0.2%	0.5%
46-Natividad/Salinas	1,450	114:00	1,096.6	12.72	0.4%	0.5%
48-Salinas/Airport Business Center	495	145:00	1,393.9	3.41	0.1%	0.6%
MST On Call Marina	921	353:40	3,528.0	2.60	0.2%	1.5%
MST On Call Gonzales	1,099	240:00	1,757.0	4.58	0.3%	1.0%
MST On Call Greenfield	1,201	210:00	1,500.0	5.72	0.3%	0.9%
MST On Call King City	733	180:00	1,517.0	4.07	0.2%	0.8%
MST On Call Soledad	771	160:00	1,432.0	4.82	0.2%	0.7%
<b>Total</b>	<b>8,869</b>	<b>1746:09</b>	<b>16,402.5</b>	<b>5.1</b>	<b>2.3%</b>	<b>7.4%</b>

## Primary - \$2.50 / \$1.25 / \$0.75\*

	Ridership	VRHrs	VRMi	Pax/Hr	% Riders	% Hrs
1-Asilomar/Monterey	5,644	543:39	5,224.2	10.38	1.4%	2.3%
2-Monterey/Pacific Grove	9,776	928:32	10,208.0	10.53	2.5%	3.9%
10-Marina/Monterey	1,948	162:08	3,006.7	12.01	0.5%	0.7%
11-Carmel/Sand City	5,837	264:01	3,774.3	22.11	1.5%	1.1%
16-Marina/The Dunes	7,334	709:22	10,926.3	10.34	1.9%	3.0%
18-Monterey/The Dunes	8,786	712:03	10,861.1	12.34	2.2%	3.0%
20-Monterey/Salinas	41,098	1826:56	33,385.8	22.50	10.5%	7.8%
24-Monterey/Carmel Valley Grapevine Express	9,884	840:13	16,350.7	11.76	2.5%	3.6%
27-Watsonville/Marina	1,986	277:20	7,488.9	7.16	0.5%	1.2%
41-Northridge/Salinas via East Alisal	41,028	1789:26	18,865.1	22.93	10.5%	7.6%
42-Westridge/East Salinas	604	303:36	4,325.0	1.99	0.2%	1.3%
43-South Salinas/Salinas	4,924	231:00	2,378.0	21.32	1.3%	1.0%
44-Northridge/Salinas via Westridge	5,709	281:35	3,320.8	20.27	1.5%	1.2%
45-Northridge/Salinas via East Market	4,758	428:25	5,119.3	11.11	1.2%	1.8%
49-Salinas/Santa Rita	10,107	441:10	3,880.9	22.91	2.6%	1.9%
91-Sand City/Pacific Meadows*	373	140:01	1,985.7	2.66	0.1%	0.6%
92-CHOMP/Pacific Meadows via Carmel*	356	102:49	1,006.4	3.46	0.1%	0.4%
93-Ryan Ranch/Monterey*	757	125:00	2,129.3	6.06	0.2%	0.5%
94-Sand City/Carmel Rancho*	1,272	274:19	3,214.9	4.64	0.3%	1.2%
95-Williams Ranch/Northridge*	1,839	302:10	3,168.4	6.09	0.5%	1.3%
Del Rey Oaks/Sand City/Monterey	165	83:00	1,620.1	1.99	0.0%	0.4%
JAZZ A-Aquarium/Sand City via Hilby	17,644	1163:06	11,965.8	15.17	4.5%	4.9%
JAZZ B-Aquarium/Sand City via Broadway	25,955	1321:51	13,174.8	19.64	6.6%	5.6%
JAZZ C-Aquarium/Sand City Express	2,412	183:40	2,122.9	13.13	0.6%	0.8%
<b>Total</b>	<b>210,196</b>	<b>13435:22</b>	<b>179,503.6</b>	<b>15.6</b>	<b>53.8%</b>	<b>57.0%</b>

**Regional - \$3.50 / \$1.75**

	Ridership	VRHrs	VRMi	Pax/Hr	% Riders	% Hrs
21-Pebble Beach/Salinas Express	911	198:55	4,471.8	4.58	0.2%	0.8%
22-Big Sur/Monterey	1,595	316:12	7,139.5	5.04	0.4%	1.3%
23-Salinas/King City	15,064	1343:01	42,237.1	11.22	3.9%	5.7%
28-Watsonville/Salinas via Castroville	6,289	480:17	12,603.7	13.09	1.6%	2.0%
29-Watsonville/Salinas via Prunedale	7,974	490:44	9,026.3	16.25	2.0%	2.1%
56-Salinas/Monterey	1,132	138:00	2,572.7	8.20	0.3%	0.6%
84-Soledad/Paso Robles	637	430:29	14,827.2	1.48	0.2%	1.8%
<b>Total</b>	<b>33,602</b>	<b>3397:38</b>	<b>92,878.2</b>	<b>9.9</b>	<b>8.6%</b>	<b>14.4%</b>

**Commuter - \$12 / \$6**

	Ridership	VRHrs	VRMi	Pax/Hr	% Riders	% Hrs
55-Monterey/San Jose Express	2,060	428:23	11,263.4	4.81	0.5%	1.8%
86-King City/San Jose/SJ Airport	768	394:46	15,122.5	1.95	0.2%	1.7%
<b>Total</b>	<b>2,828</b>	<b>823:09</b>	<b>26,385.9</b>	<b>3.4</b>	<b>0.7%</b>	<b>3.5%</b>

**Military**

	Ridership	VRHrs	VRMi	Pax/Hr	% Riders	% Hrs
12-Monterey/The Dunes	711	155:20	2,618.9	4.58	0.2%	0.7%
14-Monterey/NPS via La Mesa	670	86:40	857.1	7.73	0.2%	0.4%
69-Presidio/Del Monte Center	11,609	308:13	2,760.4	37.67	3.0%	1.3%
70-Presidio/La Mesa	1,408	51:40	642.2	27.25	0.4%	0.2%
74-Presidio/Preston Park Express	1,728	67:00	1,225.1	25.79	0.4%	0.3%
75-Presidio/Marshall Park Express	5,254	327:00	4,505.9	16.07	1.3%	1.4%
76-Presidio/Stillwell Park Express	1,844	110:00	1,456.3	16.76	0.5%	0.5%
78-Presidio/Santa Cruz Express	2,283	251:53	6,036.2	9.06	0.6%	1.1%
82-Fort Hunter Liggett/Salinas Express	374	321:13	13,107.7	1.16	0.1%	1.4%
83-Fort Hunter Liggett/Paso Robles Express	546	382:42	13,521.1	1.43	0.1%	1.6%
Presidio Shuttle	40,220	687:00	6,252.2	58.54	10.3%	2.9%
<b>Total</b>	<b>66,647</b>	<b>115</b>	<b>52,983</b>	<b>24.2</b>	<b>17.0%</b>	<b>11.7%</b>

**Free**

	Ridership	VRHrs	VRMi	Pax/Hr	% Riders	% Hrs
MST Trolley Monterey	48,668	879:36	6,170.1	55.33	12.4%	3.7%
Aquarium Direct Trolley	20,139	537:00	3,348.0	37.50	5.2%	2.3%
<b>Total</b>	<b>68,807</b>	<b>1416:36</b>	<b>9,518.1</b>	<b>48.6</b>	<b>17.6%</b>	<b>6.0%</b>

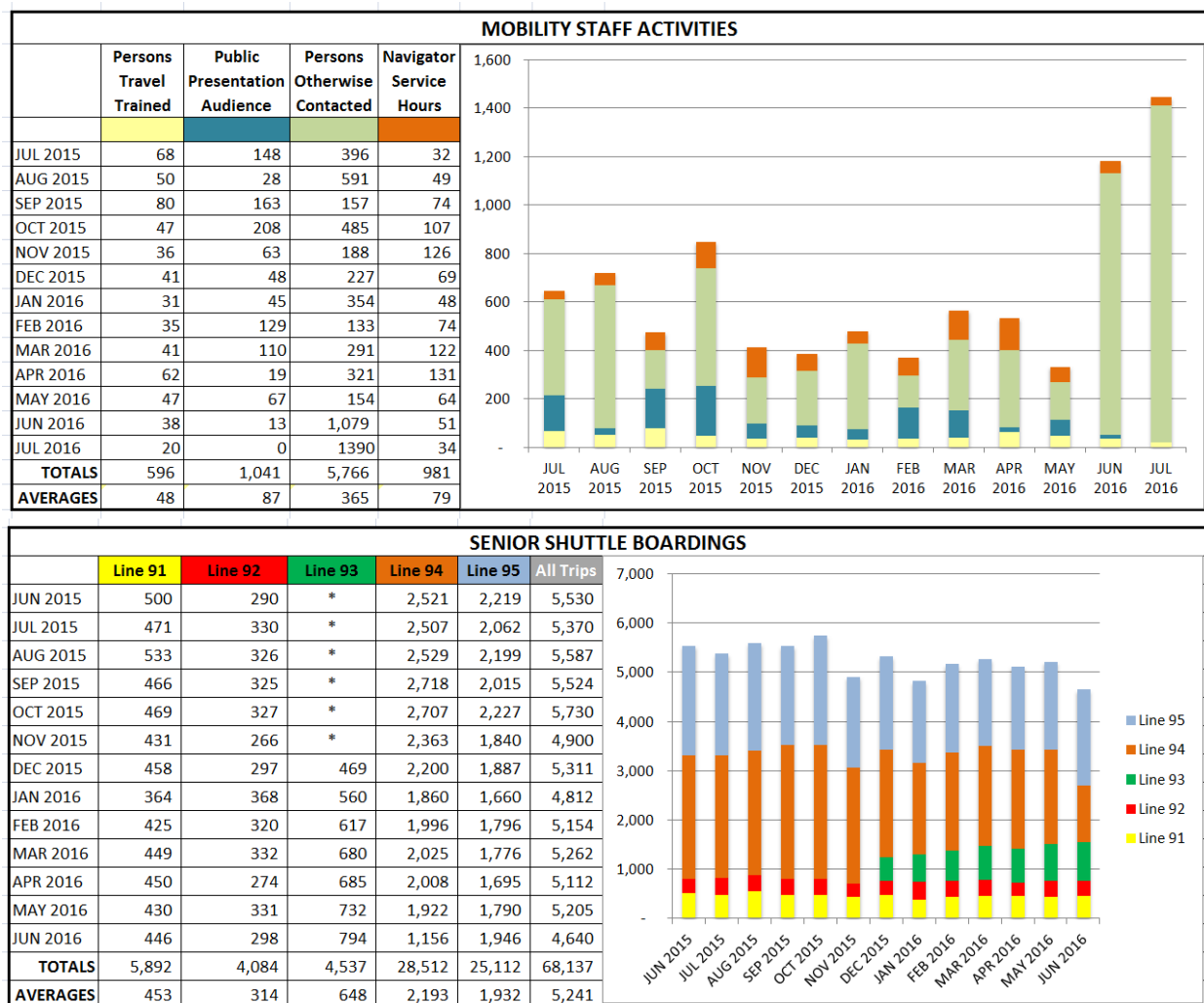
**Supplemental**

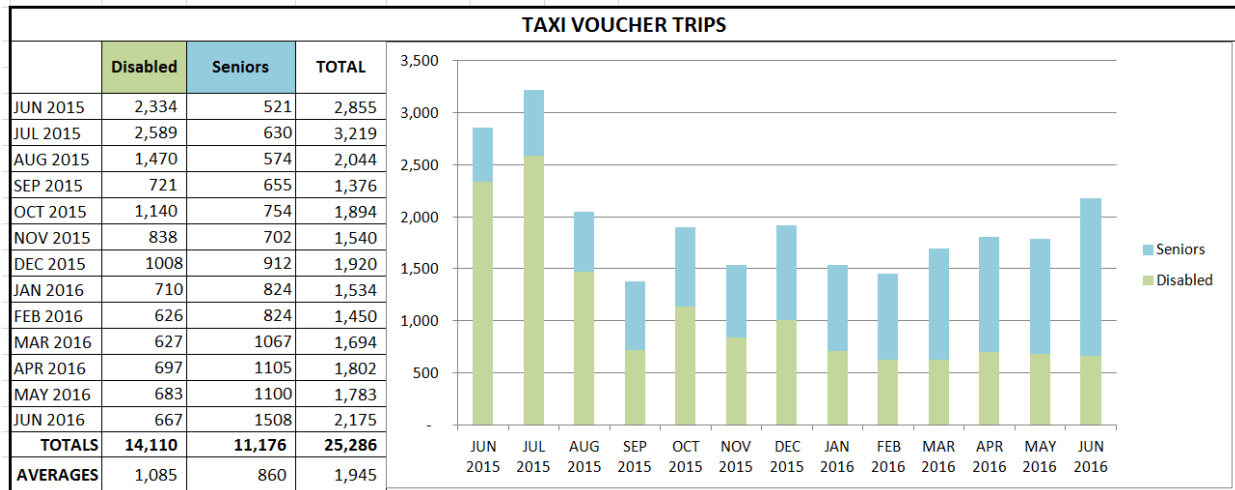
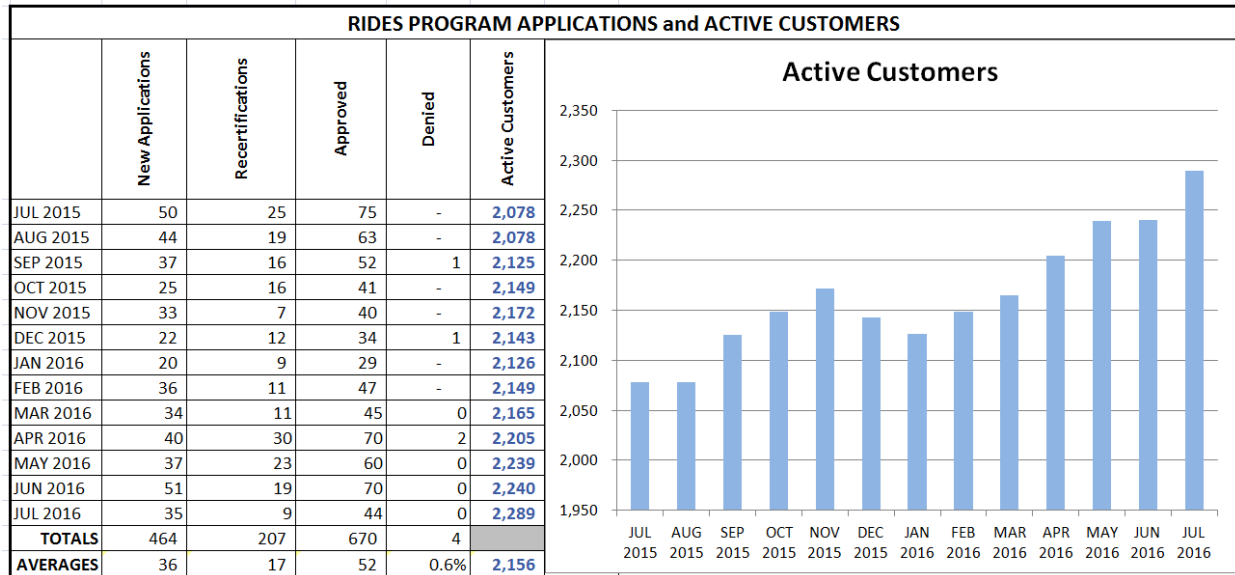
	Ridership	VRHrs	VRMi	Pax/Hr	% Riders	% Hrs
No supplemental service this month						
<b>Total</b>	<b>0</b>	<b>0:00</b>	<b>0.0</b>	<b>0.0</b>	<b>0.0%</b>	<b>0.0%</b>

## Mobility Management Update – July 2016

The Mobility Services Manager met with the Taxi ADA Certification Training (TACT) Working Group, chaired the July In-home Support Services (IHSS) Advisory Committee, met with Interim, Inc. staff about RIDES eligibility criteria, met with Mobility Advisory Committee (MAC) ad hoc committee on travel options for students with disabilities at CSUMB, attended Monterey County Regional Taxi Authority (MCRTA) meeting in Monterey, and participated in the Monterey County Commission of Disabilities (MCCOD) meeting in Salinas.

Mobility Specialists processed 310 voucher requests and 1,785 vouchers submitted for taxi company reimbursement, presented MST Mobility information to one CHP *Age Well - Drive Smart* class in Monterey with 25 seniors, attended a S.C.O.R.E. meeting in Soledad, met with organizers of Senior Day at the Fair, and conducted 3 individual travel training sessions.







### ATTACHMENT 3

August 30, 2016

To: Carl G. Sedoryk, General Manager/CEO

From: Michael Hernandez, Assistant General Manager/COO

Subject: Monthly Maintenance/Facilities Report for July 2016

This report summarizes the activities of the Maintenance and Facilities Departments as well as fuel prices during the past month.

<b>FY17 Fuel Budget:</b>	<b>Average Fuel Price July 2016:</b>	<b>Average Fuel Price: FY2017</b>
Diesel: \$3.10	<b>\$1.81</b>	\$1.81
Gasoline: \$3.20	<b>\$2.29</b>	\$2.29

<b>Fleet Status:</b>	<b>Operating Cost Per Mile:</b>	<b>* Miles Between Major Mechanical Road Calls:</b>
<b>July 2016</b>	<b>\$1.00</b>	<b>15,708</b>
<b>FY2017</b>	\$1.00	15,708 YTD
FY2016:	\$ .93	35,970 <u>YTD</u> Comparison
FY2015	\$1.01	21,306 Fiscal Year

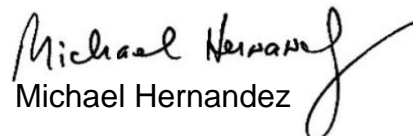
**\*Minimum:** 7,000 Miles; **Goal:** 15,000 Miles

#### Department Activities/Comments:

The July miles between road calls was at 15,708 with 18 major mechanical issues and four road calls for non-mechanical reasons.

MST admin staff began the move in process into 19 Upper Ragsdale in late June and early July. The majority of the remodel items were completed with a few details, including installation of the Board room partition and a minor roof repair, still needing completion.

Staff continued efforts to identify a temporary location required during the remodel of the Ryan Ranch facility. The protective cover/tent for historic Bus 80 was replaced this past month. MST's EAM (Enterprise Asset Management) system did not fully update mileage during the month resulting in a slightly underreported overall fleet mileage. It is expected that mileage will be corrected in the subsequent month.

  
Michael Hernandez

**Blank Page**

**July 2016**  
**MST Operated Fixed Route Bus Fleet - Summary Information**

Fleet Series	Manufacturer Model/Year	Quantity In Revenue Service	Engine	Fuel Type	MPG	Average Life To Date Miles
1101-1121 (1120 only)	Gillig Phantom 2000	1	Detroit DC Series 50 ERG	ULS Diesel	4.4	708,145
1122 - 1129	Gillig Phantom 2003	7	Detroit DC Series 50 ERG	ULS Diesel	4.2	506,817
1701 - 1712	Gillig Low-floor 2002	12	Cummins ISM 280 HP	ULS Diesel	3.7	594,599
1713 - 1724	Gillig Low-floor 2003	12	Detroit DC Series 50 ERG	ULS Diesel	4.4	493,093
1725 - 1729	Gillig Low-floor 2007	5	Cummins ISM 280 HP	ULS Diesel	3.8	300,847
1730 - 1733	Gillig Low-Floor 2015	4	Cummins ISL 280	ULS Diesel	5.9	64,079
1801 - 1804	Gillig Suburban 2002	3	Cummins ISM 280 HP	ULS Diesel	4.7	860,293
1805 -1808	Gillig Suburban 2003	4	Detroit DC Series 50 ERG	ULS Diesel	4.9	781,811
1901 Electric / 1903 Diesel	2003 Optima Trolley	2	Cummins ISB	ULS Diesel	6 mpg Diesel trolley	19,231 Elec; 147,444 Diesel
2001 - 2010	Gillig Low-floor 2007	10	Cummins ISM 280 HP	ULS Diesel	4.5	373,688
2011 - 2021	Gillig Low-floor 2015	11	Cummins ISL 280	ULS Diesel	5.6	50,860
2101	Gillig Low-Floor Commuter 2013	1	Cummins ISL 280	ULS Diesel	6.6	153,586
2102 - 2104	Gillig Low-Floor Commuter 2015	3	Cummins ISL 280	ULS Diesel	7.0	99,268
4501 - 4504	MCI D4500 2009, 2010, 2012	4	Cummins ISM 480 HP	ULS Diesel	5.9	462,450
4505 - 4506	MCI D4500 2015	2	CUMMINS ISX 385 HP	ULS Diesel	6.6	151,692
994	El Dorado AEROELITE 290	1	Ford F550	Gasoline	4.9	25,455
<b>Total Revenue Vehicles-Active Fleet:</b>		<b>82</b>				
<b>Contingency Fleet</b>	Model Yr. 2003, Gillig Phantom: 1122	1	Cummins ISM 480 HP	ULSD Diesel	N/A	504,180

<b>Historical Fleet:</b>	"Bus 80" 1948 Fageol, Twin Coach (Gasoline)
--------------------------	---

	Revenue Fleet	Non-Revenue Fleet
<b>Miles:</b>	<b>282,744</b>	<b>30,640</b>
<b>Gallons:</b>	<b>56,649</b>	<b>1,266</b>
<b>Average Miles Per Gallon:</b>	<b>5.0</b>	<b>24.2</b>

	Current Inventory Value:
<b>Fuel, Coolant &amp; Lubricants:</b>	<b>\$100,912</b>
<b>Parts &amp; Supplies:</b>	<b>\$208,629</b>
<b>Total Value:</b>	<b>\$309,541</b>

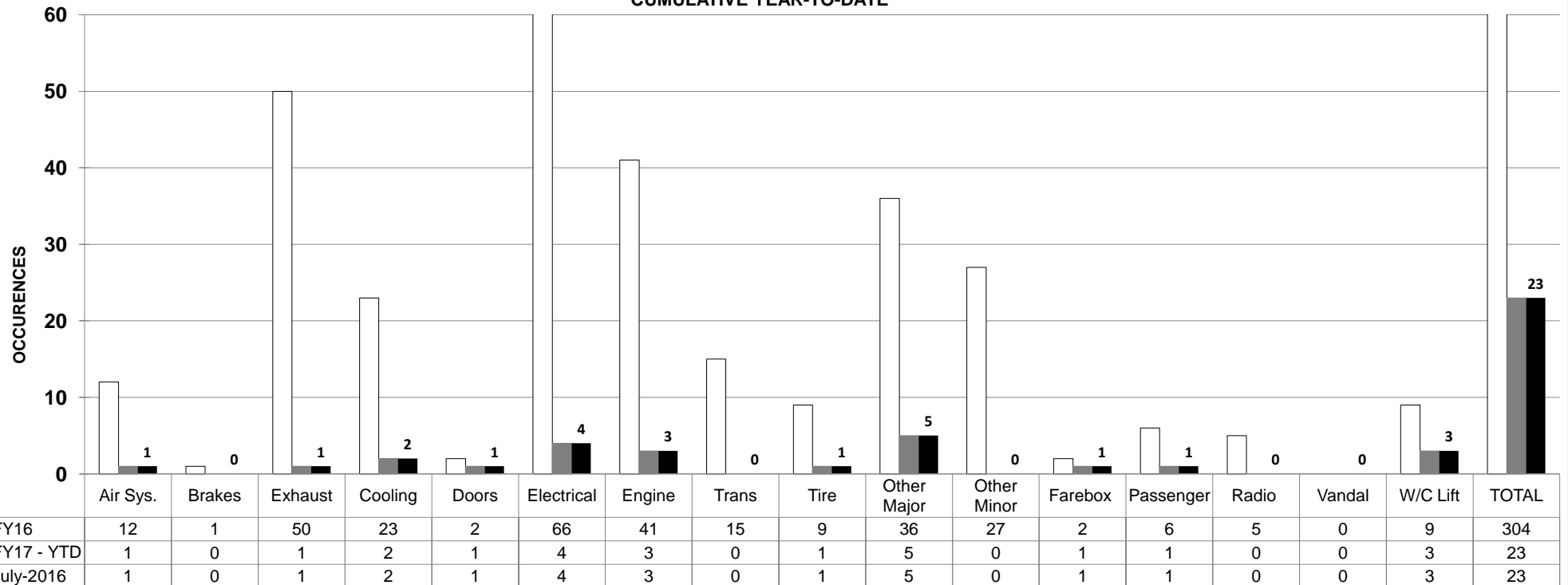
## Year to Date Comparison



## All ROAD CALLS - BY CATEGORY

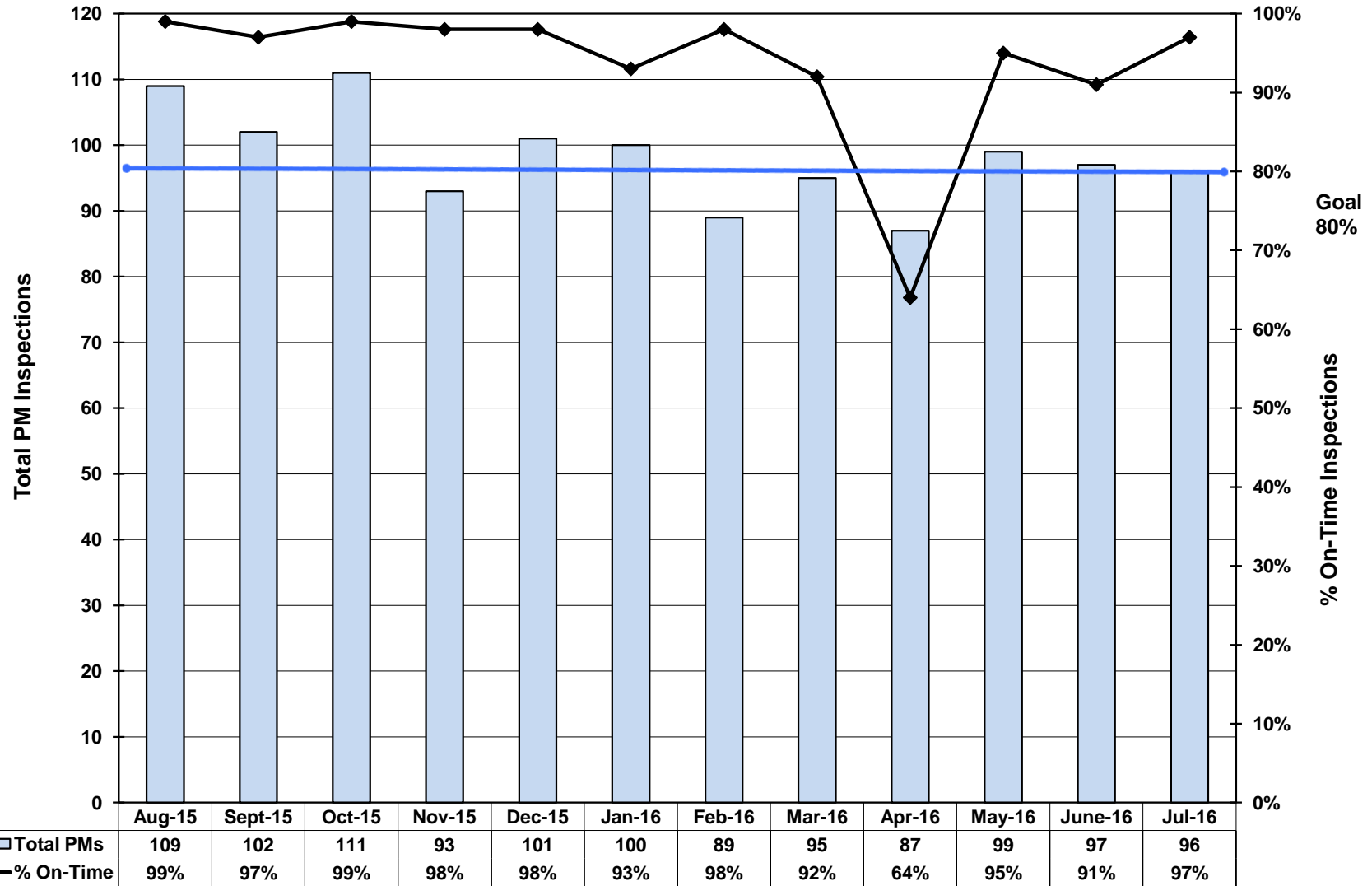
FY 2016 & 2017

CUMULATIVE YEAR-TO-DATE



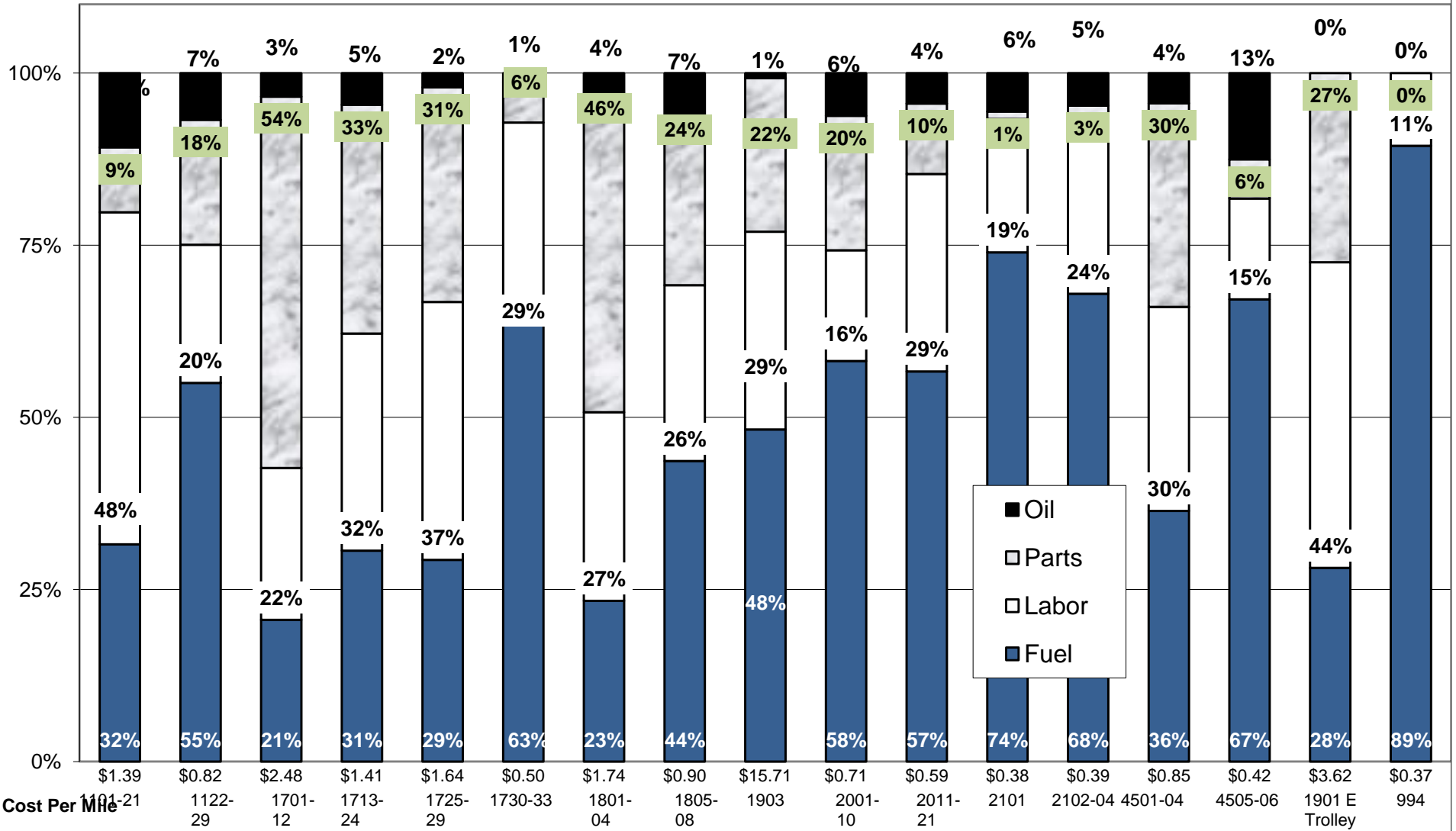
\* "Other Major" and "Other Minor" categories includes major or minor mechanical failures not listed on this chart

# PREVENTIVE MAINTENANCE (PMs) INSPECTIONS PAST TWELVE MONTHS

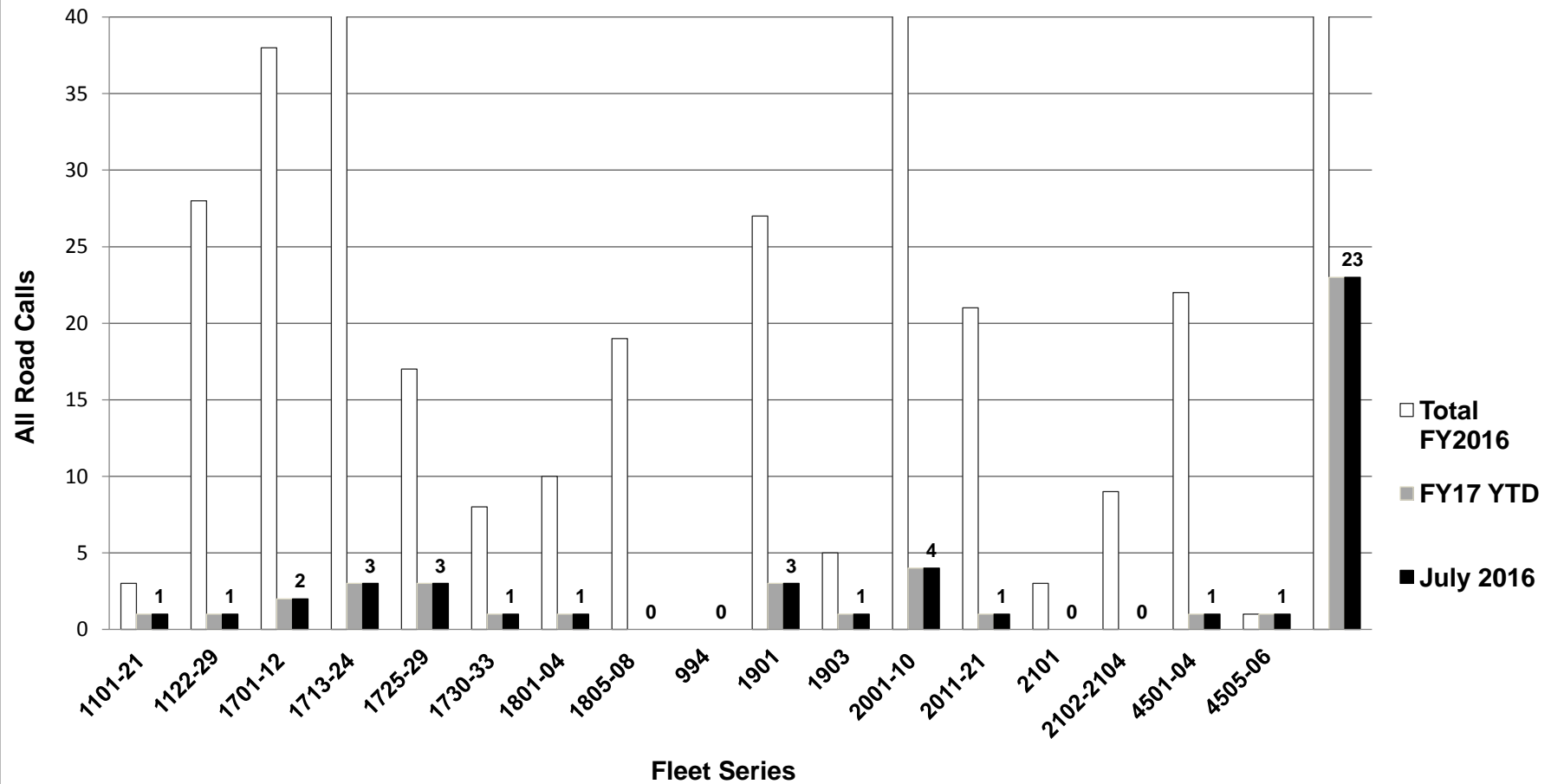


# Revenue Fleet: Operating Cost Per Mile

July 2016

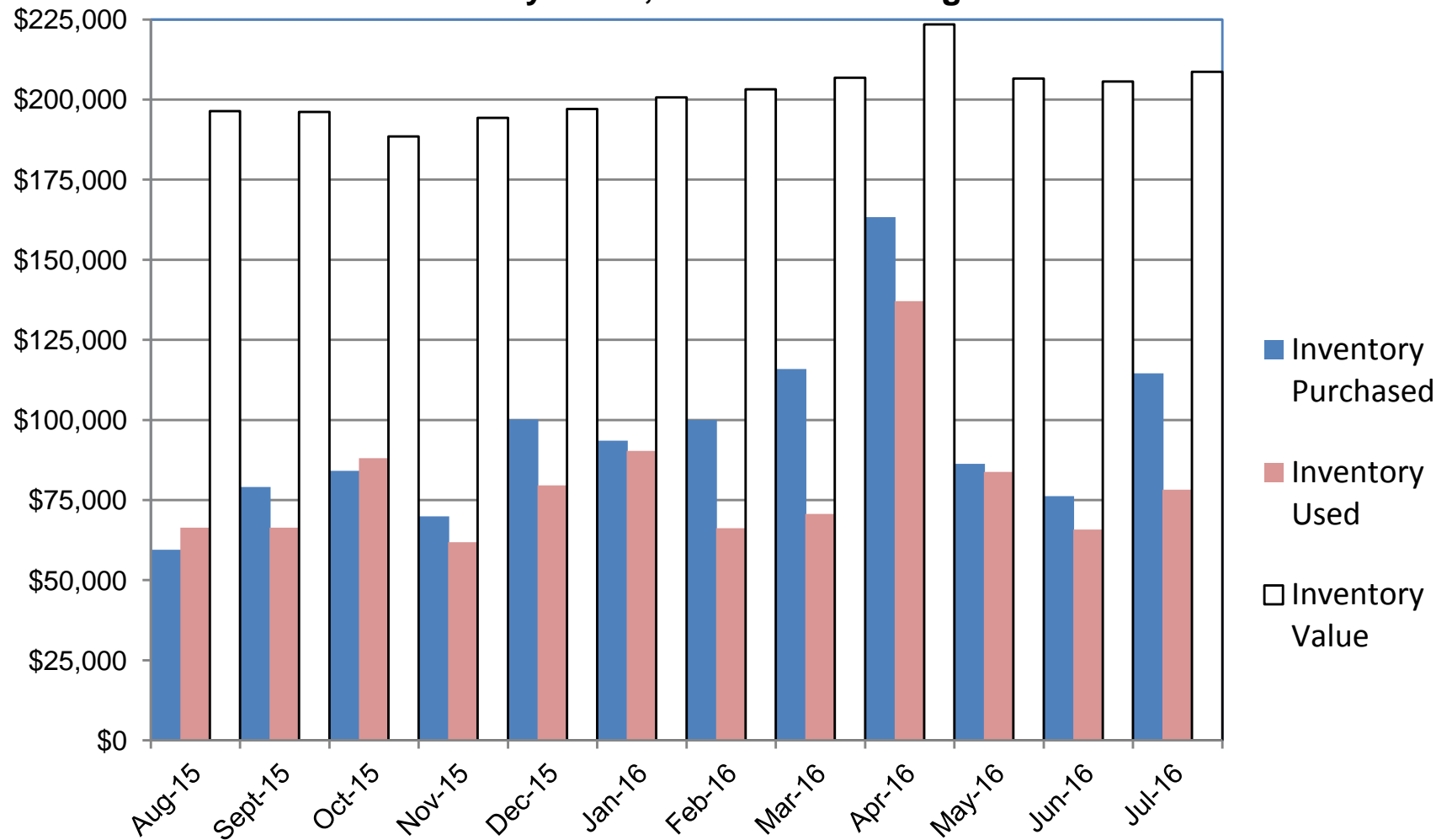


July 2016: ALL ROAD CALLS BY BUS SERIES  
Major Mechanical: 18 Other/Minor Mechanical: 5  
Total Miles: 282,744





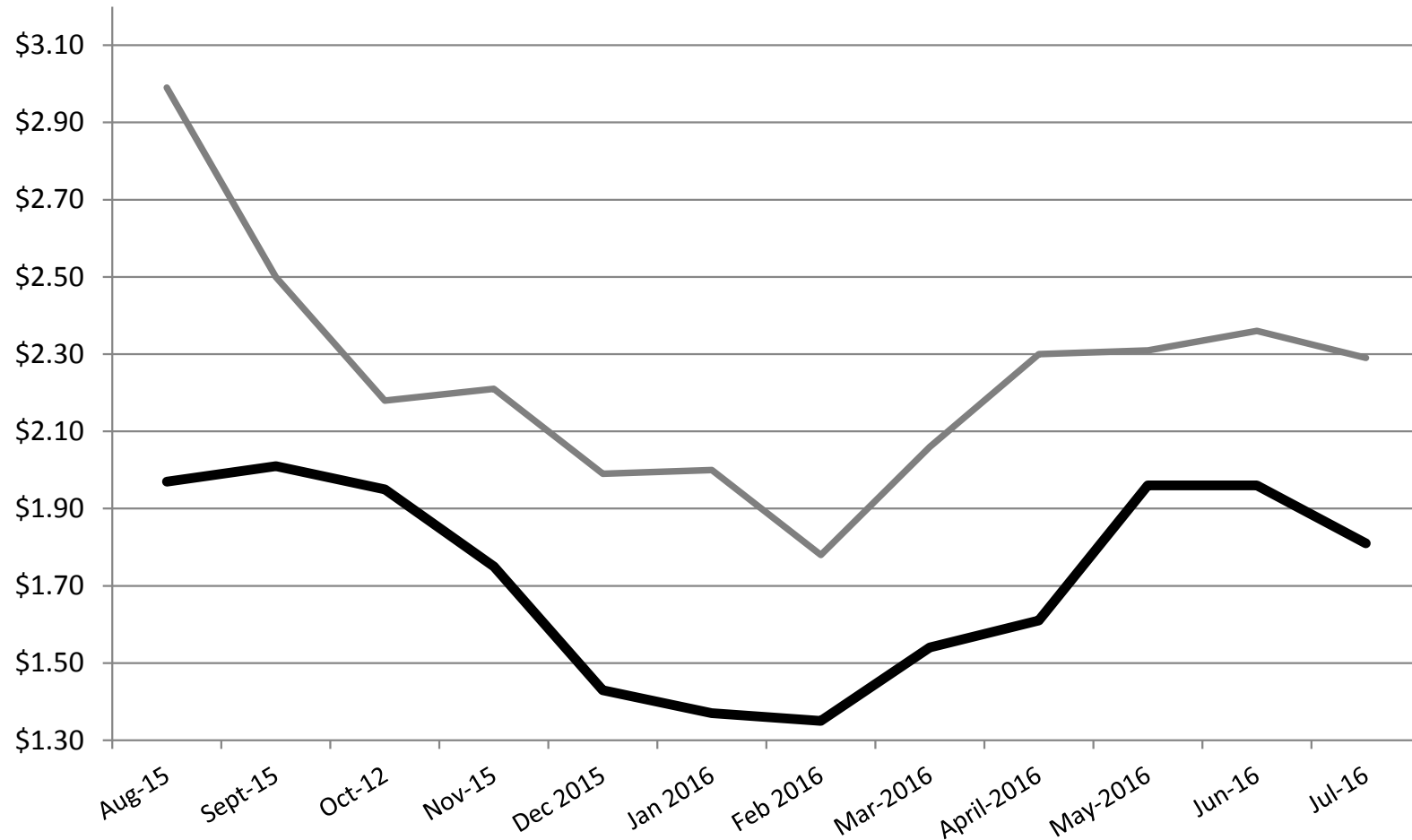
## Fleet Support Inventory Value, Purchases & Usage



# 12 Month Rolling Fuel Cost

(Monthly Average)

— Diesel — Gasoline



**12 Month Average:**  
Diesel: \$1.73  
Gasoline: \$2.25

**FY17 Average:**  
Diesel: \$1.81  
Gasoline: \$2.29

**FY2017 Fuel Budget**  
Diesel: \$3.10 Gallon  
Gasoline: \$3.20 Gallon

## ATTACHMENT 4

Date: September 19, 2016

To: C. Sedoryk, General Manager/CEO

From: Hunter Harvath, Assistant General Manager – Finance & Administration;  
Andrea Williams, General Accounting & Budget Manager; Mark Eccles,  
Director of Information Technology; Kelly Halcon, Director of Human  
Resources/Risk Management; Zoe Shoats, Marketing Manager; Sonia  
Bannister, Customer Service Supervisor.

Subject: **Administration Department** Monthly Report – July 2016

The following significant events occurred in Administration work groups for the month of July 2016:

### Human Resources

A total employment level for July 2016 is summarized as follows:

<b>Positions</b>	<b>Budget FY17</b>	<b>Actual</b>	<b>Difference</b>
Coach Operators F/T	139	136	-3
Coach Operators Limited Duty	0	0	0
CO Occupational Injuries	1	0	-1
Operations Staff	31	30	-1
Maintenance & Facilities	49	44	-5
Administrative (Interns 1 PT)	30	25	-5
<b>Total</b>	<b>250</b>	<b>235</b>	<b>-15</b>

\*Total budget numbers do not include the C/O on Long Term Leave as those numbers are already reflected in the Coach Operators/Trainees number.

<b><i>July Worker's Compensation Costs</i></b>	
<i>Indemnity (paid to employees)</i>	<b>\$14,312.26</b>
<i>Other (includes Legal)</i>	<b>\$2,531.27</b>
<i>Medical includes Case Mgmt, UR, Rx &amp; PT</i>	<b>\$12,482.87</b>
<i>TPA Administration Fee</i>	<b>\$5,000.00</b>
<i>Excess Insurance</i>	<b>\$7,512.08</b>
<b><i>Total Expenses</i></b>	<b><i>\$41,838.48</i></b>
<b><i>Reserves</i></b>	<b><i>\$1,318,890.34</i></b>
<b><i>Excess Reserved</i></b>	<b><i>(\$459,651.30)</i></b>
<b><i># Ending Open Claims</i></b>	<b>36</b>

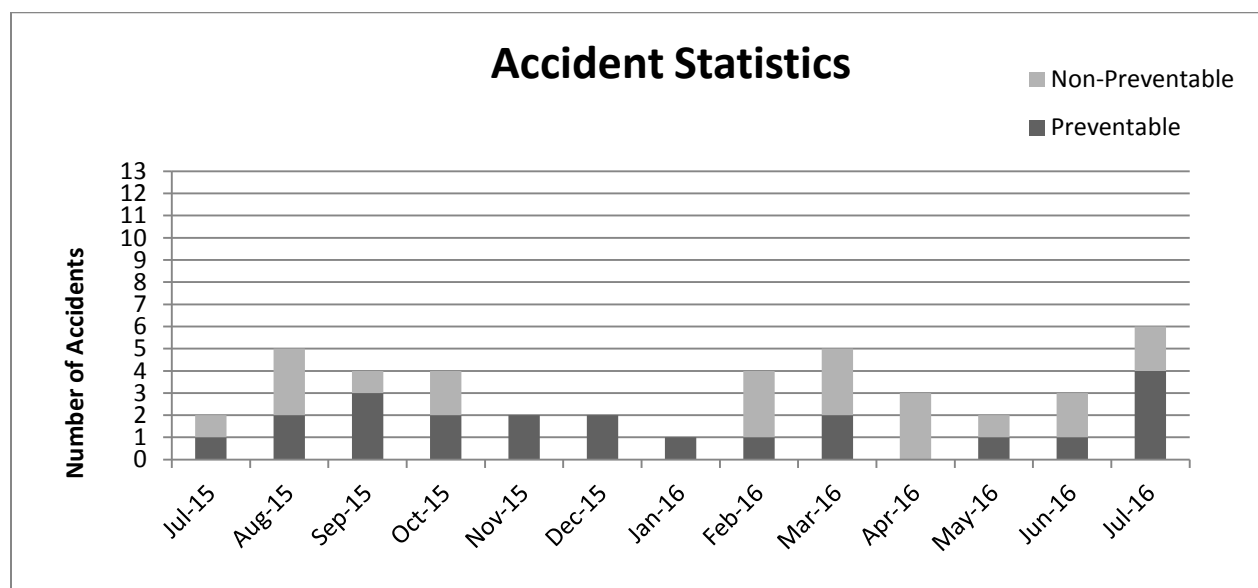
## Training

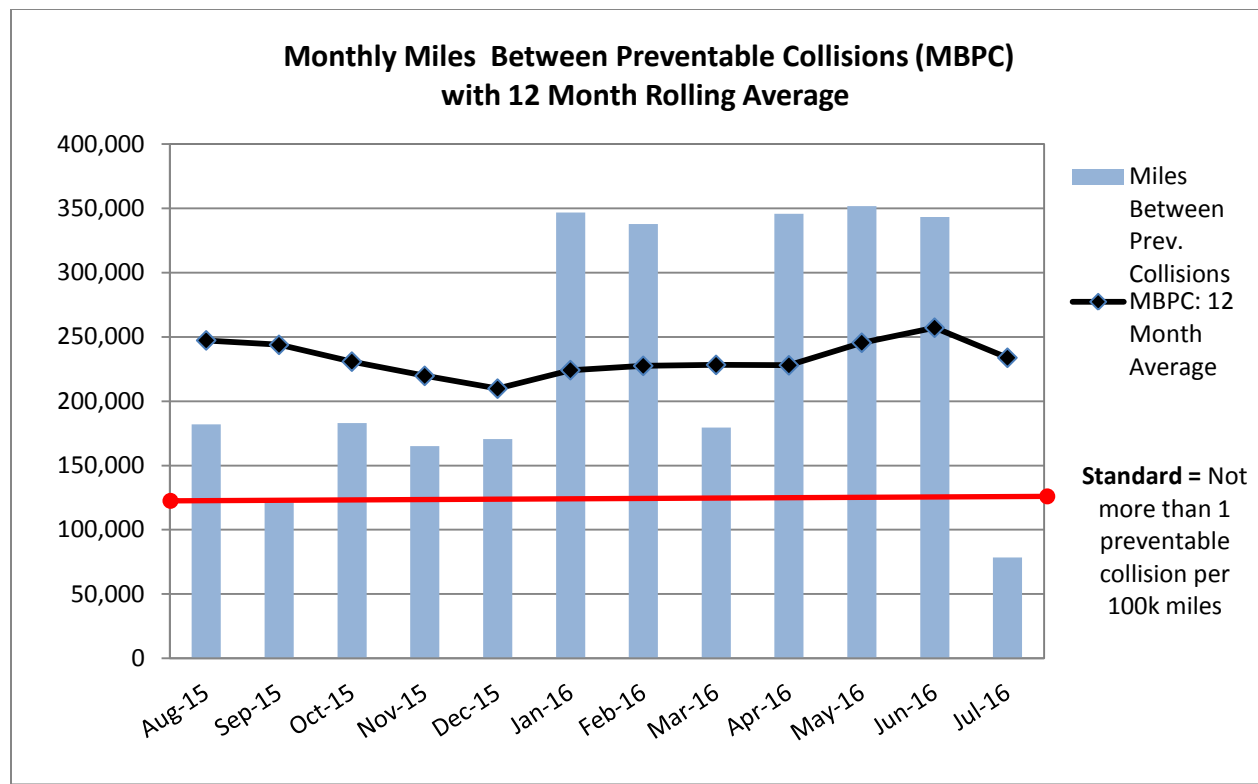
Description	Attendees
New Vehicle Familiarization Training (Vehicle 994)	3
Annual Coach Operator Verification Transit Training (VTT)	8
Maintenance Safety Training	18
In service training-ADA Reasonable Accommodations	9
Return to Work Re-Training	2
TSI DOT Instructor's Course for Transit Trainers	1
Post-Accident/Incident Re-training	2
Alliance Excel Level 2 Course	1
SamTran's Core 8- Diesel Engine Electronic Control Systems	1
TSI FTA Course in Fundamentals of Bus Collision Investigation	1
Harassment Prevention for Transit Employees	7

## Risk Management

Description	July 2016 Preventable		July 2015 Preventable	
	Yes	No	Yes	No
<b>POV Vehicle hits MST Vehicle</b>	0	2	0	1
<b>MST bus hit stationary object</b>	4	0	1	0
<b>TOTAL</b>	<b>4</b>	<b>2</b>	<b>1</b>	<b>1</b>

During the month of July there were 4 preventable non-b injury collisions. The collisions were minor consisting of two mirror contact incidents with stationary objects in addition to two other minor incidents with stationary objects during tight turning maneuvers.





There were \$6,629.79 claim recoveries during this period and no claims paid.

### Customer Service Update

Service Report Type	MST	*Other Provider	# of valid reports	% of reports received	July '15	% of reports received
Improper Driving	7	3	4/2*	17.9%	8	19.0%
Late Departure	1	1	1	3.6%	1	2.4%
Passed By	4	1	3/1*	9.0%	2	4.8%
Improper Employee Conduct	2	3	1*	9.0%	2	4.8%
Bus Stop Amenities	1	0		1.8%	2	4.8%
Late Arrival	0	1		1.8%	2	4.8%
No Show	1	1	1/1*	3.6%	3	7.1%
Fare / Transfer Dispute	1	2	1	5.4%	2	4.8%
Service Schedule	1	0		1.8%	2	4.8%
Service Other	1	2	1*	5.4%	3	7.1%
Unsafe Conditions	0	0		0.0%	1	2.4%
Early Departure	3	1	1/1*	7.2%	0	0.0%
Inaccurate Public Information	0	0		0.0%	0	0.0%
Taxi	0	0		0.0%	0	0.0%
Employee Other	8	2	4/2*	17.9%	8	19.0%

Vehicle Maintenance	0	0		0.0%	0	0.0%
Passenger Injury	0	0		0.0%	1	2.4%
Off Route	0	1		1.8%	0	0.0%
Passenger Conduct	2	1	2	5.4%	0	0.0%
Routing	0	0		0.0%	3	7.1%
Request to Add Service	2	0		3.6%	2	4.8%
Vehicle Maintenance	3	0		5.4%	0	0.0%
<b>Total Complaints</b>	<b>37</b>	<b>19</b>		<b>100.0%</b>	<b>42</b>	<b>100.0%</b>
Employee Compliment	0	0			3	
Service Compliment	2	0			0	

## **Finance Update**

### **General Accounting/Accounts Payable**

During the month of July, staff processed timely and accurate payments to vendors, recorded appropriate revenues, and prepared monthly financial reporting and analyses. Accounting is now in FY17 and will simultaneously continue to reconcile and analyze general ledger accounts for both FY 16 and 17.

During the month of July, staff provided Vavrinek, Trine, Day & Co., LLP (the CPA firm conducting our annual audit) with the information necessary to complete the interim portion of the FY16 Financial Audit. The interim audit occurred during the week beginning July 11. The remainder of the audit will be completed during the week beginning September 26<sup>th</sup>.

### **Payroll**

Second quarter tax returns were completed and filed. Routine changes and adjustments to payroll records were maintained along with filing of all federal, state, and retirement reports and payments on a timely basis. Payroll continued to provide hours and earnings reports upon request to MST departments.

### **Grants**

During the month of July staff assisted the financial auditors for MST's interim audit and continued to prepare reimbursement requests from Caltrans. Staff continued to address necessary corrective actions for the FTA Triennial Review issues. Quarterly reports were submitted on time to FTA and Caltrans.

### **Purchasing**

During the month of July, Parts Staff was busy with managing inventory levels, and ensuring continued supplies. Inventory levels were around the \$200K mark and with the new buses added to the fleet, Parts staff is seeing a decline in the expenditure of costly replacement components. Staff was also busy with the RFP for South County

Marketing Study and the disposition of the taxi fleet that MST had leased to local service providers.

### **Information Technology Update**

Staff monitored the hardware and software for the Trapeze Group TransitMaster (TM) Automatic Vehicle Location system. Staff monitored the Trapeze Enterprise Asset Management (EAM) vehicle maintenance system. Staff continued to support the users of the Serenic Navision accounting/payroll system. Staff monitored the functionality of the customer service database.

Staff liaised with the County of Monterey Information Technology Department regarding the radio hardware to be installed to extend data/radio/cell coverage to include San Jose, Paso Robles, and other outlying areas of service. Staff monitored the virtual computer systems.

Staff worked with AT&T in continuing the transition to a Voice Over IP (VOIP) telephone system as well as a fiber data connection between Ragsdale Drive and Ryan Ranch Road.

Staff continued to support other MST staff members as needed, proactively ensuring that all were supported fully with their IT needs.

### **Marketing and Sales Update**

Published news stories include: "Stanford is a hop, skip, train ride away" (The Californian, 7/7/16); "New location for MST board meetings" (Monterey County Business Council's Friday Facts, 7/7/16); "Holman Highway roundabout construction to start after Classic Car Week" (Monterey County Herald, 7/8/16); "T&A shows Spreckels Crossing employee housing" (The Californian, 7/13/16); "Salinas voice on MST board just got louder" (The Californian, 7/14/16); "Winning Ways: Monterey-Salinas Transit Board elects new officers" (The Californian, 7/15/16); "Monterey-Salinas Transit board elects new officers" (Monterey County Business Council's Friday Facts, 7/22/16); "Cerdeira brings voice to table on local land-use" (The Californian, 7/28/16).

Press releases sent include: "Monterey-Salinas Transit's board meetings move to new location" (7/5/16); "Monterey-Salinas Transit board elects new officers" (7/12/16).

Marketing activities: Posted catalog of enterprise business systems to website per SB-272; acquired competitive bids for printing of Sept. 3 Rider's Guide; moved to new administrative offices; received and reviewed proposals grant-funded for South County marketing campaign; installed monument (exterior building) signage, dedication plaques for Frank J. Lichtanski, glass door etching signage, and temporary lobby signage at new administrative offices; updated MST stationary designs to include business cards, letterhead, envelopes, labels, and certificate paper to include coordinating updated stationary paper stock; received plaque for Sam Farr's 2016 Transit Champion Award; coordinated ribbon cutting ceremony for Lichtanski Administration Building and distribution of event photo to transit association (APTA,

CTA, and CalACT) channels for publication; mocked-up press release format on new letterhead stationary; added a civil rights page on MST's website to include information and forms for filing a Title VI or ADA complaint; coordinated board portrait for Carmel City Councilwoman, Carolyn Hardy; held South County Marketing Campaign kickoff meeting; met with owner of SignWorks to discuss moving forward with signage project for administrative building; reviewed database progress for Holman Highway 68 Roundabout reduced bus pass pricing; attended HWY 68 Roundabout Construction Project communications and interagency task force meetings; managed MST website content, Facebook page, and Twitter account.

### **Planning Update**

During the month of July, staff continued to monitor the revenues and expenses for the military partnerships after implementation of the July 2014 Presidio reductions that were required because Congress allowed the expanded federal transit benefit to be reduced by nearly 50% effective December 2013. Revenues received from the federal transit benefit have stabilized and increased during recent months so that revenues are matching expenses and have fully made up for previous losses. During the month the Presidio, with assistance of MST Business Development Transit Planner, Mike Gallant, continued its targeted recruitment efforts to maximize military and civilian participation in the federal transit benefit program. This effort is intended to stabilize and grow revenues for MST to continue operating the military-funded routes. Fortunately, Congress voted in December to raise the transit benefit again on a permanent basis. The benefit was raised for the Presidio participants on March 10, 2016. As such, staff will be meeting with the Presidio to re-evaluate the program with some expansions possible for the future.

Staff continued planning efforts with Camp Roberts in southern Monterey County with the goal of providing transit service with a new federal Section 5311(f) grant which was awarded in late June. The new route would provide military service members and the public with a bus route from Templeton to Fort Hunter Liggett with stops in Paso Robles and Camp Roberts.

Staff continued participation in coordination meetings with the City of Monterey as the Highway 68 Roundabout moves closer to construction. The project will impact traffic conditions throughout the area as well as MST routes serving the Monterey Peninsula.

Staff met with the Fort Ord Reuse Authority and the Transportation Agency for Monterey County to review the status of plans for the properties near the 8<sup>th</sup> Street Bridge.

Throughout the month, staff continued participating in meetings with various local agencies, including Transportation Agency for Monterey County, Association of Monterey Bay Area Governments, the Monterey County Hospitality Association, Monterey County Business Council, and the Fort Ord Reuse Authority.



## **ATTACHMENT 5**

### **Summary of Democratic and Republican Party Platforms Source: American Public Transit Association**

The 2016 Democratic and Republican Party Platforms reflect dramatically different views for the future of public transportation. The Democratic Platform broadly supports public transit investment, while the Republican Platform brings back proposals to phase out the federal transit program that were soundly defeated in 2012. On July 19, APTA opposed the anti-transit positions in the GOP platform with a strongly worded statement.

#### **Democratic Platform**

- Broadly supportive of public transportation, though short on specifics.
- Calls for “the most ambitious investment in [all types of] American infrastructure since President Eisenhower created the interstate highway system.”
- Increased investment is justified by environmental concerns and expanding the middle class, including supporting domestic manufacturing and American-made steel.
- The platform also calls for an infrastructure bank and continued federal support for local bonding.
- Does not specifically identify a funding source for increased investment.

#### **Republican Platform**

- Ends dedicated revenues for transit from the Highway Trust Fund.
- Calls for phasing out the federal transit program entirely.
- Asserts that only six cities primarily benefit from the federal transit program.
- Suggests ending federal support for high-speed and intercity rail.
- Opposes any increase in the gas tax.

## Party Platform Direct Quotes

### Democratic Platform

“If we are serious about reversing the decline of the middle class, we need major federal investments to rebuild our crumbling infrastructure and put millions of Americans back to work in decent paying jobs in both the public and private sectors. **The climate emergency and the need to expand the middle class demand that we make the most ambitious investment in American infrastructure since President Eisenhower created the interstate highway system.**

**We will put Americans to work updating and expanding our roads, bridges, public transit, airports, and passenger and freight rail lines.** We will build 21st century energy and water systems, modernize our schools, and continue to support the expansion of high-speed broadband networks. **We will protect communities from the impact of climate change and help them to mitigate its effects by investing in green and resilient infrastructure.** We will address the backlog of deferred maintenance in our four key public land management agencies. And we will protect public health and safety by modernizing drinking and wastewater systems. These investments will create secure, good-paying middle-class jobs today and will substantially increase demand for American-made steel and other products manufactured in the United States. And by boosting economic growth in a fair and equitable way, and strengthening our long-term competitiveness, these investments will create many more jobs in the years to come.

**Democrats will also create an independent, national infrastructure bank that will support critical infrastructure improvements.** This bank will provide loans and other financial assistance for investments in energy, water, broadband, transportation, and multi-modal infrastructure projects. Democrats will continue to support the interest tax exemption on municipal bonds and will work to establish a permanent version of Build America Bonds as an additional tool to encourage infrastructure investment by state and local governments.

**Furthermore, Democrats will fight to ensure resources and programs are adequately targeted to provide economic development, job training, and critical infrastructure investment in areas of the greatest need.”**

## **Republican Platform**

**“More than a quarter of the Fund’s spending is diverted from its original purpose. One fifth of its funds are spent on mass transit, an inherently local affair that serves only a small portion of the population, concentrated in six big cities.**

Additional funds are used for bikeshare programs, sidewalks, recreational trails, landscaping, and historical renovations. Other beneficiaries of highway money are ferry boats, the federal lands access program, scenic byways, and education initiatives. These worthwhile enterprises should be funded through other sources.

**We propose to phase out the federal transit program** and reform provisions of the National Environmental Policy Act which can delay and drive up costs for transportation projects. We renew our call for repeal of the Davis-Bacon law, which limits employment and drives up construction and maintenance costs for the benefit of unions.

Recognizing that, over time, additional revenue will be needed to expand the carrying capacity of roads and bridges, we will remove legal roadblocks to public-private partnership agreements that can save the taxpayers’ money and bring outside investment to meet a community’s needs. **With most of the states increasing their own funding for transportation, we oppose a further increase in the federal gas tax.**

Although unionization has never been permitted in any government agency concerned with national security, the current Administration has reversed that policy for the Transportation Security Administration. We will correct that mistake. Americans understand that, with the threat of terrorism, their travel may encounter delays, but unacceptably long lines at security checks can have the same impact as a collapsed bridge or washed out highway. TSA employees should always be seen as guardians of the public’s safety, not as just another part of the federal workforce. **Amtrak is an extremely expensive railroad for the American taxpayers, who must subsidize every ticket. The federal government should allow private ventures to provide passenger service in the northeast corridor. The same holds true with regard to high-speed and intercity rail across the country. We reaffirm our intention to end federal support for boondoggles like California’s high-speed train to nowhere.”**

## **Summary of Presidential Candidates' Infrastructure Plans**

It should be noted that the party platforms do not necessarily reflect the views of party leadership or even the candidates themselves. Both Clinton and Trump have expressed support for large increases in infrastructure investment. The Republican Platform in particular appears to have been drafted by party delegates without a great deal of input from the Trump campaign. It is also inconsistent with the FAST Act itself which maintains and increases Highway Trust Fund spending for transit and was supported by roughly 75% of House and Senate Republicans. Separate from the party platforms, the campaigns have made the following proposals:

### **Clinton Plan**

- \$250 billion, five-year direct investment plan to update roads, bridges, transit, railways, ports, airports, broadband, energy, water, and other infrastructure.
- \$25 billion for a national infrastructure bank to focus on projects of regional and national significance and authorize enhanced Build America Bonds.
- Does not identify what percentage would go to transit.
- Proposes to pay for investment with revenues from business tax reform.

### **Trump Plan**

- Overall, he has consistently emphasized that America needs to catch up with other countries in the quality of our public transportation infrastructure.
- In a recent interview, he suggested a plan in excess of \$550 billion (saying he'll "at least double" Clinton's plan).
- While not explicit, it appears that Trump supports a large infrastructure bank.
- Would finance new spending by selling government debt.

# Stanford is a hop, skip, train ride away

MacGregor "Goya" Eddy, For The Salinas Californian 6:03 p.m. PDT July 7, 2016



(Photo: File)

I accompanied my friend, Nancy Seese, to a medical appointment at Stanford University last Thursday; neither of us wanted to drive. We could have ridden the MST Line 86 that goes from King City to San Jose, leaving Salinas at 5:54 a.m. Instead, we drove to the Gilroy Caltrain station to catch the 7:06 a.m. train northward. We left Nancy's car in the Caltrain parking lot.

At the Gilroy station, the Caltrain ticket machines were easy to use. We rode to San Jose and got off the train to have breakfast. I showed Nancy around the Diridon Station, a transit hub for buses, light rail, Amtrak and Caltrain. After breakfast we caught a train to Palo Alto.



THE SALINAS CALIFORNIAN

We Could Car Less: Traveling by train is worth a try

<http://www.thecalifornian.com/story/news/2014/10/12/car-less-traveling-train-worth-try/17171757/>

Once on Caltrain, a conductor came by to check our tickets. Fellow riders said there are random ticket checks several times a month, and if you are caught riding with no ticket the fine is \$450. The train had one carriage designed to hold bicycles and it was full.

Once we got to Palo Alto there are free shuttle buses every 15 minutes going all over the campus and medical offices, but we did not need them. The Hoover Pavilion was one block from the train station, so we walked there. Once the appointment was over, I worked on puzzles and Nancy knitted and even took a nap on the train back to Gilroy.

We chuffed right past the heavy San Jose traffic. "Well, it was a long day," Nancy said, "but I was not stressed out from driving, and it was very convenient."

So leave your car behind when traveling for medical appointments and hospital visits in the Bay Area.

Last week, this column ran information the MST buses for medical appointments in the San Jose or San Francisco areas. These monthly buses are free for the patient and one attendant, but visitors can use them if there is room. According to Tom Hicks of MST, a person paying a hospital visit could use the bus if there is space available. A reservation is needed, call 831-373-1393 or 831-754-2804 to inquire. The fare is \$40 round trip and Hicks said there is often space available. Online see [www.mstmobility.org](http://www.mstmobility.org/) (<http://www.mstmobility.org/>) for details.

## Most Californians still drive to work alone

Two-thirds of California drivers (68 percent) commute alone by car to work, according to a survey study released in March 2016 by the Public Policy Institute of California (PPIC). This is nearly the same as 10 years ago, when it was 70 percent. The study also compared attitudes with one surprising result. Although the majority (58 percent) say traffic congestion is a big problem, this number is down from 10 years ago. In a July 2006 PPIC survey, 64 percent said traffic congestion was a big problem. This drop in perception seems odd.

Why do fewer people see traffic congestion as a problem than they did 10 years ago? Maybe it's to reduce stress; i.e., if you change your perception of traffic congestion, you can feel better about driving to work alone. This is rank speculation on my part, based on psychological theories of cognitive dissonance which postulate that when our beliefs and our behavior are in conflict we:

- Change our behavior
- Modify our beliefs
- Justify the behavior.

If a person drives alone to work, maybe it is easier to believe that traffic congestion is NOT a big problem.

Survey questions asking about one's perceptions can be confusing. A survey question — like this one about traffic congestion — that asks a person to choose between priorities can generate answers that are hard to interpret. For example, a local survey about improvements to Highway 68 between Salinas and Monterey asked me to choose which of the following was the most important:

- Car traffic safety
- Bicycle safety
- Pedestrian safety.

Although the survey wants to know my perception of the problem, it seems as if I have to state what is more precious, the lives of drivers, walkers or bicyclists. I did not finish the survey, and I wonder if it will generate useful information.

**Transit board:** The MST Board of Directors meets at 10 a.m. Monday at the new office, 19 Upper Ragsdale Drive Monterey. Online: See the agenda at [www.mst.org](http://www.mst.org) (<http://www.mst.org/>).

*Follow MacGregor "Goya" Eddy on Twitter at @Goya1949. Contact her by email at [wecouldcarless@gmail.com](mailto:wecouldcarless@gmail.com) or mail to: We Could Car Less, in care of The Salinas Californian, 123 W. Alisal St., Salinas 93901.*

Read or Share this story: <http://bit.ly/29IUQqS>

time, this bodes well for 504 rates for months to come.

The SBA last month issued its regulations on the "new" 504 refinancing program, including the following:

- The legislation and new rules make this program permanent provided the program continues to operate at no cost to the taxpayers, as it has in the past.
- To be eligible for refinancing, the loans must be for owner-occupied business properties and the loans must have been in existence for at least 2 years and current for at least the last 12 months.
- Like the successful pilot 504 refinancing program that operated in 2012, the new program will allow funds for business-related expenses as well as mortgage refinancing. The current program will allow up to 25% of value of the owner-occupied real estate to be used for business-related expense purposes.
- The maximum loan-to-value on the new 504 loans will be 90% for refinancing-only projects and 75% for projects that also involve financing non-mortgage business expenses.
- SBA 504 refinancing may only be used to refinance conventional financing, meaning that existing SBA loans or other types of federal financing (direct or guaranteed) is not eligible.

The reinstatement of 504 refinancing should allow many small and mid-sized companies to lock in historic fixed low mortgage interest rates. This will save many companies thousands of dollars each month, and these savings can be used help these companies expand and to create and retain significant numbers of local jobs.

*Source: Bay Area Development Company*

Looking for an SBA lender? Check in with our MCBC member organizations: Wells Fargo, Pinnacle Bank and Cal Coastal Rural Development Corp. to find out more information.

---

## New location for MST board meetings

Beginning with the July 11 meeting, Monterey-Salinas Transit's (BCM) meetings of the board of directors and Monterey County Regional Taxi Authority will be

For transportation to the meetings at the new location, board a special free bus from Monterey Transit Plaza (Munras Gate) at 9:15 a.m. or Sand City Station at 9:30 a.m. A taxi voucher worth up to \$17 for a one-way trip will be provided for your return.

For more information, visit [www.mst.org](http://www.mst.org) or call 888-MST-BUS1.

---

## Get the word out!

How do you reach your audience? You could try carrier pigeons. Messages in a bottle. Paper airplanes.

Or you could cut to the chase and make sure your vital message hits its target.

If you are a voting MCBC member, you can submit news items of general interest about your organization or upcoming events for consideration for free inclusion in Friday Facts, our weekly MCBC e-newsletter that reaches a vast audience of key decision-makers, industry leaders, movers and shakers in Monterey County and the greater region.

It's just one more valuable perk of being a member of an organization that's helping to shape the future of Monterey County for the better.

Non-voting members can contact MCBC [Executive Director Brian Turlington](#) for rate information.

And if you aren't yet a member, join us now. Download the [membership application](#) or call 216-3000.

---



Special thanks to the **County of Monterey** for its ongoing support of the Monterey County Business Council's efforts for economic development and education.

---



## Holman Highway roundabout construction to start after Classic Car Week

*By Tommy Wright, Monterey Herald*

Friday, July 8, 2016



Monterey >> As preconstruction work — tree stump removal, installation of fences and the like — by AT&T continues, the Transportation Agency for Monterey County said Friday that construction of the Holman Highway roundabout project will not start until after Classic Car Week in mid-August.

Ariana Green, the agency's Holman Highway roundabout public outreach manager, said construction will start after Classic Car Week, Aug. 15-21, to minimize traffic impacts on the Monterey Peninsula.

The contractors who will work on the project are waiting on approval from the State Water Board on a stormwater management plan that will address how the construction team deals with the temporary impacts of construction activities on stormwater runoff.

"Because the project is being built within Caltrans right-of-way, the plan must be approved by Caltrans and the State Water Board," Green said.

Green said Caltrans already approved the plan.

Preconstruction work, including soil testing and stormwater sediment barriers, will continue through July and August up to Classic Car Week.

The agency says the Holman Highway roundabout project will be built to relieve congestion near Holman Highway and Highway 1 while also improving access to Pacific Grove, Pebble Beach and Community Hospital of the Monterey Peninsula. The project is a public-private partnership between the city of Monterey, Pebble Beach Co., TAMC, Monterey County, Caltrans and the Monterey Bay Unified Air Pollution Control District.

*Tommy Wright can be reached at 831-726-4375.*

---

URL: <http://www.montereyherald.com/general-news/20160708/holman-highway-roundabout-construction-to-start-after-classic-car-week>

© 2016 Monterey County Herald (<http://www.montereyherald.com>)

# T&A shows Spreckels Crossing employee housing

David Castellon 9:32 p.m. PDT July 13, 2016



(Photo: Jay Dunn/The Salinas Californian)

**SPRECKELS** — Back in April of last year, executives at Tanimura & Antle floated the idea of constructing apartment buildings to offer clean, affordable housing to their seasonal workers.

A year later, two apartment buildings were completed and the first workers moved in. Since then, construction on six more apartment buildings on a four-acre plot on the former Spreckels Industrial Park — owned by T&A and next door to T&A headquarters on Spreckels Road — have been completed.

On Wednesday, T&A officials who had been guarded in allowing access to the 100-apartment complex, opened the gate for a ribbon-cutting and open house for the "Spreckels Crossing" apartments.



THE SALINAS CALIFORNIAN

T&A finishing apartments for farm laborers in Spreckels

(<http://www.thecalifornian.com/story/news/local/2016/05/13/ta-finishing-apartments-near-spreckels-farm-laborers/84265438/>)

Supporters of the project were invited to tour vacant apartments and other facilities for the employee tenants. Included were recreation rooms, a company store and athletic fields for soccer and baseball and an indoor basketball court in a nearby building on the former sugar plant.


Right away, this doesn't look like the bland, utilitarian employee housing often associated with the agriculture and other industries.

Mike Avila, principal of Monterey-based Avila Construction, which built the apartments, said that in the first discussions with T&A, CEO and President Rick Antle said he wanted it to be nice.

"We knew we wanted to make it nice and pretty, of course, to represent the values of our company and our respect for our employees," Antle said in an interview after the ribbon cutting.

And in terms of style, Spreckels Crossing looks like higher-end apartment complexes that might be found in and around the Salinas Valley, though it is surrounded by massive warehouse buildings from the former sugar plant now used for storage by T&A.

Buy Photo



At a ceremony on Wednesday, Tanimura & Antle unveiled Spreckels Crossing, their agricultural employee housing project. (Photo: Jay Dunn/The Salinas Californian)

Avila said Spreckels also wanted the apartments to be built fast, in time for some to be ready to receive tenants in time for harvesting in April, "which is a breakneck speed."

Construction, on land already owned by T&A, wouldn't be a problem to build within the time constraints, particularly since the property had close access to water and electrical lines, Avila said.

Avila said his concern was whether the various permits and approvals from Monterey County agencies would come through quickly.

They did, Antle said, telling the crowd at the ribbon cutting that local builders were brought in early on, as were county officials who helped streamline the permitting process.



THE SALINAS CALIFORNIAN

George Tanimura passes away

<http://www.thecalifornian.com/story/news/2016/04/18/george-tanimura-passes-away-friday-april-15/83191538/>

"The support we got from the county was unbelievable," Antle said. "We moved people in 10 months after we got our permits."

And there was other support, which included LandWatch Monterey County, a nonprofit advocating smart growth and planning.

T&A came to the group looking for input early on. Suggestions from LandWatch incorporated into the project included building a small convenience store in the complex and having Monterey-Salinas Transit include Spreckels Crossing on a bus route so workers without cars – which is most of them – can go into Salinas and other communities for shopping, entertainment and other tasks.

"I think it's a spectacular example of what you can do when a good private developer like T&A decides to work with the community to address a critical need for affordable housing for its workers," said Michael DeLapa, interim executive director of LandWatch.

**Buy Photo**



**Kitchen and dining room spaces at Tanimura & Antle's Spreckels Crossing, their agricultural employee housing project. (Photo: Jay Dunn/The Salinas Californian)**

T&A officials have said building the apartments stemmed from the company being short 284 workers for harvesting last year, resulting in some crops not being picked. A big part of the reason was high rental prices in the Valley for seasonal workers and low numbers of apartments and rooms for rent being available.

"Many were living in garages. Some were living in their cars," Antle said of his seasonal workers.

Adrian Guzman, who has worked as a T&A field laborer for 22 years, said he didn't have it that bad, but living here to work was a challenge.

He commonly paid \$400 to \$450 for a single room in a house, and he usually had no access to any other part of the house, including the kitchen.

"I like to cook," the 50-year-old Mexican native said through an interpreter, adding that he had to incur the daily costs of restaurants or buying pre-cooked food at grocery stores.

In April, Guzman said he left behind his wife, their four children and their two grandchildren at their home in Yuma and headed north to work six months in Salinas, where he was among the first employees housed at Spreckels Crossing.

Inside, the apartments are modest, each with two bedrooms with their own bathrooms and up to four twin beds, similar to college dorm rooms. Each apartment also includes living room furniture, pots and pans, plates, utensils, a kitchen and a television.



THE SALINAS CALIFORNIAN

[Insect finds trigger ag quarantine for Salinas](http://www.thecalifornian.com/story/news/local/2016/06/15/insect-finds-trigger-ag-quarantine-salinas/85958836/)

[\(http://www.thecalifornian.com/story/news/local/2016/06/15/insect-finds-trigger-ag-quarantine-salinas/85958836/\)](http://www.thecalifornian.com/story/news/local/2016/06/15/insect-finds-trigger-ag-quarantine-salinas/85958836/)

Each room has a rental rate of \$500 a month, and up to four tenants per room can split at cost, or they can pay more if fewer than four people occupy the room. In Guzman's case, he shares his room with one other man and pays \$250 a month.

The average price for a one-bedroom apartment in Salinas is \$1,330 a month, according to ApartmentList.com's July report. It lists the average rate for a two-bedroom apartment here as \$1,610 a month.

Despite the lack of privacy, he sees his new living situation as being far better than before.

"Everything's new, like my house. It's good. I feel happy and comfortable."

Guzman added that he also feels safer to walk around the apartment buildings and the recreation areas than he did in some of the rough neighborhoods where he used to live in Salinas. He noted that T&A facility has security officers who monitor the apartments and the rest of the industrial park.

Before construction, safety was a major concern among several residents of Spreckels across the road, many openly opposed the project over worries that the employees living there would gravitate to the town and create vagrancy and crime problems.

Buy Photo



At a ceremony on Wednesday, Tanimura & Antle unveiled Spreckels Crossing, its agricultural employee housing project. The employee-only residential complex consists of 100, two-bedroom, two-bathroom units with the capacity to accommodate up to eight employees per unit. (Photo: Jay Dunn/The Salinas Californian)

"You're always going to have not-in-my-backyard people," Antle said Wednesday. "At some point, people need to realize this housing situation we have in the Salinas Valley, and we need to step up and provide that housing."

He noted that the company received two queries from Spreckels residents asking when the workers would begin moving into the new housing, "and at that point [some] had been in 90 days, which the CEO took a sign that none of the feared conflicts were occurring.

For his part, Guzman said neighbors in Spreckels shouldn't worry.

"I don't need to go to the park in Spreckels. Here I have my park," he said.

He also said he has no reason to visit any businesses in Spreckels, as he can ride a bus to Salinas for shopping and other tasks.

"Me and my co-workers, all we need is an affordable, safe place to live, and all we want to do is come home [from work], cook and have a good meal."

**Buy Photo**



**Bright, open spaces characterize Spreckels Crossing, the Tanimura & Antle seasonal agricultural employee housing project. (Photo: Jay Dunn/The Salinas Californian)**

Guzman added that he and fellow workers have discussed that T&A offering such nice, affordable housing is a strong incentive that could draw people to want to come and work there, and they hope that other Valley employers will catch on and develop comparable housing for their workers.

Antle said at the ribbon cutting that he hoped Spreckels Crossing might become "the standard for the Salinas Valley," and that the project could be used as an example for employer-owned housing.

He declined to discuss how much T&A paid to develop and build Spreckels Crossing. He said, though, that the company may not be done, as it is considering building more apartments in the industrial park, possibly at the sites of two neighboring warehouses the company plans to tear down.

Read or Share this story: <http://bit.ly/29RnGFz>

# Salinas voice on MST board just got louder

MacGregor "Goya" Eddy, For The Salinas Californian 4:42 p.m. PDT July 14, 2016



(Photo: Jay Dunn/The Salinas Californian)

Salinas City Councilman Tony Barrera is in the driver's seat; he was elected chairman of the Monterey-Salinas Transit Board of Directors at its meeting Monday. King City Councilman Mike LeBarre was elected vice chairman.

Barrera has served as Salinas's voice on the MST board for the past four years. The chairmanship is a two-year commitment. As a City Councilman, he has served nearly 10 years. He is up for re-election in 2018.

Among the MST accomplishments during his tenure, Barrera listed the passing of Measure Q, an 1/8-cent sales tax increase which brings in about \$8 million a year. That is applied to direct-to-their-doorstep transportation services for senior citizens, military veterans and the disabled, he said.

"We also voted to provide bus service all the way to Paso Robles," Barrera said, giving south county residents greater access to such things as health services, shopping and other needs in Salinas and points north.

Moving forward, Barrera said the MST board faces the challenge of helping to sustain the Regional Taxi Service, given the stiff competition introduced by Uber and other ride services.

Working with TAMC to place a new sales tax measure on the Nov. 8 ballot is another MST project, he said. The tax would raise an estimated \$600 million for both local and regional transportation projects over 30 years starting in 2017. The city of Salinas would receive about \$91 million of the revenue raised by the sales tax.

"I am looking forward to continuing the work of building good bus service," Barrera said. With MST leadership in the hands of LeBarre and Barrera, we can be sure that Salinas and south county cities, which constitute more half the county population, will not be neglected with regard to bus service.



THE SALINAS CALIFORNIAN

Stanford is a hop, skip, train ride away

(<http://www.thecalifornian.com/story/news/2016/07/07/stanford-hop-skip-train-ride-away/86821348/>)

## CSUMB cuts bus line, adds options

Facing a \$6 million budget shortfall this past fiscal year, CSU Monterey Bay was forced to cut bus service for students. MST line 17 to Marina was eliminated, but line MST 16, which provides service to Marina, is still in place. CSUMB students, faculty and staff all can ride the bus for free anywhere in the county. Bernard Green, CSUMB student transportation coordinator, said "the University remains committed to supporting active transportation for our campus community and throughout the region." Green said "the campus will be launching several programs in the fall which may serve to offset the service adjustments. Among the programs are: the car sharing program, Zipcar, which provides students access to 'wheels when they want them,' and a rideshare app to facilitate carpooling;""

CSUMB will also participate in the emergency ride home program offered by the Transportation Agency for Monterey County. This program guarantees a ride home if you are a regular commuter and get stranded.

(Online see [www.tamcmonterey.org](http://www.tamcmonterey.org) or call 831-775-0903 to learn more about emergency ride home.)

"Taken together," Green said, "we are confident that by providing a wide array of mobility options this academic year, our campus community will experience a net increase in access and mobility to the region."



THE SALINAS CALIFORNIAN

Campaign revs up for bus rides to college

(<http://www.thecalifornian.com/story/news/2016/05/19/hartnell-misses-boat-free->

## Traffic measures need change

When it comes to how the federal government evaluates our roads, the devil is in the details. The feds use Level of Service, a US Department of Transportation measure of congestion for a particular road or street. LOS is limited in that it measures only how many vehicles can travel and how fast they go. This traffic measuring tool is out of date, and it goes against recent federal policy that supports "complete street" measures. Level of Service only counts cars, not people. Pedestrians and bicyclists are not counted, and a public bus carrying 25 people is counted as one vehicle.

"The Level of Service is an engineering tool that is very car-centric", says Salinas Traffic engineer James Serrano. The LOS congestion rule, measures peak traffic, which could be only two hours a day."

In contrast, a complete street is designed for people, whether they are walking, bicycling, driving or rolling in a wheelchair.

Take, for example, the East Laurel Drive extension, between North Sanborn and Natividad roads in Salinas. This stretch of road has a high rate of traffic flow, but also a high number of pedestrian/vehicle collisions.

"Salinas has had a complete streets policy since 2002," Serrano said.

US Secretary of Transportation Anthony Foxx has endorsed complete streets as a national goal, and issued the Mayor's Challenge for Safer People, Safer Streets.

The out of date LOS tool is now up for review by the Transportation Department and is open to public comment until Aug. 20. Online: For details see <http://t4america.org>.

**MST panel to meet:** The MST Mobility Advisory Committee will meet from 1 to 2:30 p.m. Wed., July 27, 150 Del Monte Ave., Monterey. See the agenda online at [www.mst.org](http://www.mst.org) or email to: [mobility@mst.org](mailto:mobility@mst.org).

[Buy Photo](#)



**Goya Eddy** (Photo: File)

Follow MacGregor "Goya" Eddy on Twitter at @Goya1949. Contact her by email at [wecouldcarless@gmail.com](mailto:wecouldcarless@gmail.com) or mail to: We Could Car Less, in care of The Salinas Californian, 123 W. Alisal St., Salinas 93901.

Read or Share this story: <http://bit.ly/29UbDY6>

# Winning Ways: Carmel Bach Festival appoints 2 to board



Rachel Zentz, The Salinas Californian

11:51 a.m. PDT July 15, 2016



(Photo: Provided)

## ORGANIZATIONS

### Carmel Bach Festival appoints two to board

The Carmel Bach Festival has appointed **Patricia Eastman** and **Debbie Howitt** to its board of directors.

Eastman is retired and has been involved in the securities business for the past 30+ years, as a registered securities broker since 1985, a registered municipal principal since 1987, and from 1997 - 2014, as a registered investment advisor doing business as Eastman Associates.



Debbie Howitt (Photo: Provided)

Howitt is the director of philanthropy and planned gifts at Hospice Giving Foundation. She has 16 years of experience in key aspects of major gift fundraising, including annual fund, capital campaigns, planned giving, and special projects.

Online: [www.bachfestival.org](http://www.bachfestival.org) (<http://www.bachfestival.org>)

### Monterey-Salinas Transit Board elects new officers

The Monterey-Salinas Transit board of directors elected Salinas Councilman **Tony Barrera** as chair and King City Councilman **Mike LeBarre** as vice chair at its July meeting.

Barrera has served on the MST board since 2013 and LeBarre joined the MST board in 2015.

Former board chair and Vice Mayor of the City of Monterey, **Libby Downey** remains on the board. New to the board is Councilwoman Carolyn Hardy of Carmel-by-the-Sea.

The MST board of directors is composed of one representative from Monterey County plus one representative from each of the 12 cities MST serves in the county, including; Carmel-By-The Sea, Del Rey Oaks, Gonzales, Greenfield, King City, Marina, Monterey, Pacific Grove, Salinas, Sand City, Seaside and Soledad.

## EDUCATION

### Hapner-Goldman named to dean's list, graduates from university

**Samuel Hapner-Goldman** of Pacific Grove has been named to the Dean's List for the Spring 2016 semester at Fairleigh Dickinson University, Florham Campus in Madison, N.J.

Hapner-Goldman also graduated with a Bachelor of Art degree in theater arts in May.

### Vigna named to dean's list at Cal Poly, San Luis Obispo

**Anthony Vigna**, son of **Tony and Kim Vigna** of Salinas, has been named to the spring dean's list at California Polytechnic State University, San Luis Obispo.

Vigna is majoring in Agricultural System Management and is a 2013 graduate of Salinas High School.

### Wygal graduates from Oklahoma State



7/22/16



Development (GO-Biz) to help businesses apply for the California Competes Tax Credit, with local workshops as follows:

- **Salinas:** 10-11 a.m. Tuesday, Aug. 9, Salinas City Hall. [Details and registration](#)
- **San Jose:** 9-10 a.m. Wednesday, Aug. 3 at the San Jose Silicon Valley Chamber of Commerce. [Details and registration](#).
- **Online Webinar:** 10:30-11:30 a.m. Thursday, July 28. [Details and registration](#).
- **Online Webinar:** 10:30-11:30 a.m. Thursday, Aug. 4. [Details and registration](#).
- **Online Webinar:** 10:30-11:30 am. Thursday, Aug. 11. [Details and registration](#).

GO-Biz is awarding a total of \$243.3 million in tax credits in fiscal year 2016-17. Application period starts July 25, with \$75 million in tax credits available. Click [here](#) for details. The deadline to submit applications is Aug. 22, at 11:59 p.m. The online application can be accessed starting July 25 at [www.calcompetes.ca.gov](http://www.calcompetes.ca.gov).

---

## Monterey-Salinas Transit board elects new officers

The [Monterey-Salinas Transit](#) (BCM) board of directors elected Salinas (BCM) City Councilmember Tony Barrera as chair and King City Councilmember Mike LeBarre as vice chair at its July meeting. Former board chair and Monterey (BCM) Vice Mayor Libby Downey remains on the board. New to the board is Carmel Councilmember Carolyn Hardy. The MST board is composed of one representative from the County of Monterey (BCM) plus one representative from each of the 12 cities MST serves in the county.

---

## Get in on early-bird registration for Higher Education and Research Leadership Summit

# Cerda brings voice to table on local land-use

MacGregor "Goya" Eddy, For The Salinas Californian 3:59 p.m. PDT July 28, 2016



(Photo: Provided)

Isidro Cerda, 35, is the new Land Use coordinator with Building Healthy Communities, the east Salinas project of The California Endowment. The land use coordinator works with city and county staff to ensure green space and recreation is available in crowded and impoverished neighborhoods. Increased park area at Acosta Plaza and working toward a Carr Lake park are two current BHC land-use projects.

Jeanette Pantoja, the former BHC Land Use coordinator, worked with Monterey-Salinas Transit to ensure bus transportation to the south county communities of San Ardo and San Lucas. Cerda's new job requires community organizing skills along with a background in urban planning.



THE SALINAS CALIFORNIAN

Plenty of room for youth, savvy riders on bus

[\(http://www.thecalifornian.com/story/news/2016/06/16/plenty-room-youth-savvy-riders-bus/85985866/\)](http://www.thecalifornian.com/story/news/2016/06/16/plenty-room-youth-savvy-riders-bus/85985866/)

Cerda, who does not own a car, wheeled up on his bicycle for an interview. Having lived in east Salinas for one month now, Cerda said, "I enjoy the mild weather and the beautiful scenery." Both are good for his mode of travel, the bicycle.

Cerda lived in Mexico City until he was 9 years old when he came to the United States. "My mom became a citizen with the amnesty program," Cerda said, "I saw first-hand how policy changes can impact a family." Cerda grew up in East Los Angeles and attended Garfield High School, which was made famous in the film *Stand and Deliver*.

"I used public pools for swimming," Cerda said. "Public facilities that are available and affordable are key to community health."

Cerda obtained a BA in Global Economics and Latin American Studies from the University of California Santa Cruz and did an internship with urban planning in southeast Los Angeles. Cerda completed coursework in the master's program in Urban Planning and Public Policy at USC and did research with migrant workers from Oaxaca. Cerda looks forward to participating in the future of Salinas.

"When decisions about land use are made, disadvantaged groups are often left out," Cerda said, "there are strategies for overcoming that gap, for seeing that public open space is available, that is what I have studied in school and worked with in Los Angeles," Cerda said.

At the busy BHC office on Williams Road, Cerda works with high school students who are organizing the next **Ciclovia Salinas event**. "Some of the kids are surprised and laugh when I arrive on a bicycle," said Cerda, "there is a ranking; first fancy cars, next regular cars and last of all... bicycles." Certainly a car-free organizer is appropriate for **Ciclovia Salinas**, an open streets event that will close East Alisal street to cars for a day, creating a space for people to walk, dance, bicycle, and play music.



THE SALINAS CALIFORNIAN

Ciclovia bike event a big success

[\(http://www.thecalifornian.com/story/news/2015/10/25/ciclovia-bike-event-big-success/74603394/\)](http://www.thecalifornian.com/story/news/2015/10/25/ciclovia-bike-event-big-success/74603394/)

I was delighted to learn that Cerda is interested in parking as a civic issue since a lot of land and money is devoted to the storage of cars. Welcome to Salinas, Isidro Cerda, it is good to have your fresh ideas, idealism and energy.

**All aboard: Train-cation:** Next week my husband and I will take the Coast Starlight Amtrak train from Salinas to Kelso, Oregon. It is a direct trip, no change of train. On arrival, we will rent a car to visit Mt. St. Helens, lava fields and some caves. We will come home by train after five days, spending one night each way in a sleeping car roomette with two bunk beds that convert into two seats during the day. There is a sunroof viewing car, where

you can either watch the scenery alone, or socialize with other riders, who are often tourists from other countries. This famous scenic rail trip goes through Salinas twice day. It used to be called *the Starlate* because it often ran behind schedule. Because of track improvements five years ago, this train is now (mostly) on time. It is a restful and scenic way to travel. Give it a try.



#### THE SALINAS CALIFORNIAN


Stanford is a hop, skip, train ride away

(<http://www.thecalifornian.com/story/news/2016/07/07/stanford-hop-skip-train-ride-away/86821348/>)

**Public meetings:** Transportation Agency for Monterey County (TAMC) committee meetings: Online, see [www.tamcmonterey.org](http://www.tamcmonterey.org) (<http://www.tamcmonterey.org/>) for agendas or call 831-775-0903

- 3 p.m., Monday: TAMC Rail Policy Committee, Room 55-B Plaza Circle, Salinas
- 3 p.m., Wednesday: Bicycle and Pedestrian committee will meet 6 pm, 55 Plaza Circle Salinas

Follow MacGregor "Goya" Eddy on Twitter at @Goya1949. Contact her by email at [wecouldcarless@gmail.com](mailto:wecouldcarless@gmail.com) or mail to: We Could Car Less, in care of The Salinas Californian, 123 W. Alisal St., Salinas 93901.



New logo for weekly Eddy column (Photo: Provided)

Read or Share this story: <http://bit.ly/2artG6P>

**Blank Page**

## Board Report

MONTEREY - SALINAS TRANSIT

August 30, 2016 2:41 PM

Page 1

ADAWSON

Vendor Ledger Entry: Posting Date: 07/01/16..07/31/16

Check Date	Check No.	No.	Name	Description	Amount (\$)
07/01/16	41869	ACC10	ACCESS MONTEREY PENINSULA	A/V 19 Upper Ragsdale Drive	680.00
07/01/16	41870	AFLAC	AFLAC	SUPPLEMENTAL INS	5,870.60
07/01/16	41871	DRI10	ALLIANT INSURANCE SERVICES, INC.	INSURANCE Premium for Properety Ins	25,035.13
07/01/16	41872	AME01	AMERI PRIDE SERVICES, INC.	UNIFORM LAUNDRY SERVICES FY16	31.62
07/01/16	41872	AME01	AMERI PRIDE SERVICES, INC.	UNIFORM LAUNDRY SERVICES FY16	552.96
07/01/16	41872	AME01	AMERI PRIDE SERVICES, INC.	UNIFORM LAUNDRY SERVICES FY16	629.16
07/01/16	41872	AME01	AMERI PRIDE SERVICES, INC.	UNIFORM LAUNDRY SERVICES FY16	484.52
07/01/16	41872	AME01	AMERI PRIDE SERVICES, INC.	UNIFORM LAUNDRY SERVICES FY16	253.64
07/01/16	41872	AME01	AMERI PRIDE SERVICES, INC.	UNIFORM LAUNDRY SERVICES FY16	203.26
07/01/16	41872	AME01	AMERI PRIDE SERVICES, INC.	UNIFORM LAUNDRY SERVICES FY16	203.26
07/01/16	41872	AME01	AMERI PRIDE SERVICES, INC.	UNIFORM LAUNDRY SERVICES FY16	204.76
07/01/16	41873	AME50	AMERICAN SUPPLY COMPANY	SUPPLIES	247.54
07/01/16	41873	AME50	AMERICAN SUPPLY COMPANY	SUPPLIES	81.15
07/01/16	41873	AME50	AMERICAN SUPPLY COMPANY	TDA shop SUPPLIES	553.62
07/01/16	41873	AME50	AMERICAN SUPPLY COMPANY	SUPPLIES	97.47
07/01/16	41873	AME50	AMERICAN SUPPLY COMPANY	SUPPLIES	62.58
07/01/16	41874	THO20	ANTOINETTE THOMPSON	GARNISH/1729	386.77
07/01/16	41875	ATT16	AT&T CALNET	PHONE SERVICE	120.69
07/01/16	41875	ATT16	AT&T CALNET	PHONE SERVICE	5,648.11
07/01/16	41875	ATT16	AT&T CALNET	PHONE SERVICE	165.95
07/01/16	41875	ATT16	AT&T CALNET	PHONE SERVICE	-138.20
07/01/16	41876	ATT15	AT&T MOBILITY	MIS SUPPORT	1,608.15
07/01/16	41877	BAT20	BATTERY SYSTEMS INC	648	861.00
07/01/16	41877	BAT20	BATTERY SYSTEMS INC	685	430.50
07/01/16	41878	CUR10	BILL CHANGER SERVICE INC	CHANGE MACHINE/SUPPLIES	165.00
07/01/16	41879	NOV10	BILL'S WINDSHIELD REPAIR	WINDSHIELD REPAIRS bus 1804	49.00
07/01/16	41879	NOV10	BILL'S WINDSHIELD REPAIR	WINDSHIELD REPAIRS bus 2005	49.00
07/01/16	41879	NOV10	BILL'S WINDSHIELD REPAIR	WINDSHIELD REPAIRS bus 1721	49.00
07/01/16	41879	NOV10	BILL'S WINDSHIELD REPAIR	WINDSHIELD REPAIRS bus 1718	49.00
07/01/16	41879	NOV10	BILL'S WINDSHIELD REPAIR	WINDSHIELD REPAIRS bus1707	49.00
07/01/16	41880	BRE50	BRENTS ELECTRICAL	SHOP ELECTRICAL	7,466.42
07/01/16	41881	CSC10	C S C OF SALINAS	SHOP SUPPLIES/VEHICLE PARTS	157.75
07/01/16	41882	CAL20	CAL-AM WATER CO	WATER SERVICE	117.27
07/01/16	41882	CAL20	CAL-AM WATER CO	WATER SERVICE	87.03
07/01/16	41882	CAL20	CAL-AM WATER CO	WATER SERVICE	1,677.13
07/01/16	41883	CAL84	CALIF TRANSIT INS POOL	Incident Log Deductibles for 4/1/16 to 4/30/16	5,690.63
07/01/16	41884	PUB11	CALIFORNIA PUBLIC EMPLOYEES	HEALTH INS. ID #7468015141	321,404.44
07/01/16	41885	CAL82	CALIFORNIA TRANSPORT LLC	TOWING SERVICES FY16 UNIT #1720	187.50
07/01/16	41885	CAL82	CALIFORNIA TRANSPORT LLC	TOWING SERVICES bus 1720	687.50
07/01/16	41885	CAL82	CALIFORNIA TRANSPORT LLC	TOWING SERVICES FY16 UNIT #68	50.00
07/01/16	41885	CAL82	CALIFORNIA TRANSPORT LLC	TOWING SERVICES FY16 UNIT #68	437.50
07/01/16	41886	CAR2W	CARLON'S FIRE EXTINGUISHER	FIRST AID /FIRE EXT FY16 -CJW	83.00
07/01/16	41886	CAR2W	CARLON'S FIRE EXTINGUISHER	FIRST AID /FIRE EXT FY16 -STC	123.18
07/01/16	41887	CAS50	CASNER EXTERMINATING, INC	PEST CONTROL	125.00
07/01/16	41887	CAS50	CASNER EXTERMINATING, INC	PEST CONTROL	125.00
07/01/16	41888	CHK10	CHK AMERICA INC	PRINTING	2,987.05
07/01/16	41891	COM10	COMMERCIAL TRUCK CO.	946	105.32

**Board Report**

MONTEREY - SALINAS TRANSIT

August 30, 2016 2:45 PM

Page 2

ADAWSON

Check Date	Check No.	No.	Name	Description	Amount (\$)
07/01/16	41891	COM10	COMMERCIAL TRUCK CO.	941	780.89
07/01/16	41891	COM10	COMMERCIAL TRUCK CO.	935	87.04
07/01/16	41891	COM10	COMMERCIAL TRUCK CO.	914	147.46
07/01/16	41891	COM10	COMMERCIAL TRUCK CO.	928	126.96
07/01/16	41891	COM10	COMMERCIAL TRUCK CO.	949	27.60
07/01/16	41891	COM10	COMMERCIAL TRUCK CO.	944	2,346.63
07/01/16	41891	COM10	COMMERCIAL TRUCK CO.	911	173.05
07/01/16	41891	COM10	COMMERCIAL TRUCK CO.	657	44.01
07/01/16	41891	COM10	COMMERCIAL TRUCK CO.	657	84.42
07/01/16	41891	COM10	COMMERCIAL TRUCK CO.	660	27.85
07/01/16	41891	COM10	COMMERCIAL TRUCK CO.	649	81.22
07/01/16	41891	COM10	COMMERCIAL TRUCK CO.	665	62.53
07/01/16	41891	COM10	COMMERCIAL TRUCK CO.	956	114.38
07/01/16	41891	COM10	COMMERCIAL TRUCK CO.	971	93.43
07/01/16	41891	COM10	COMMERCIAL TRUCK CO.	969	193.03
07/01/16	41891	COM10	COMMERCIAL TRUCK CO.	963	326.48
07/01/16	41891	COM10	COMMERCIAL TRUCK CO.	583	-5,239.57
07/01/16	41891	COM10	COMMERCIAL TRUCK CO.	973	220.21
07/01/16	41891	COM10	COMMERCIAL TRUCK CO.	673	436.17
07/01/16	41891	COM10	COMMERCIAL TRUCK CO.	672	55.19
07/01/16	41891	COM10	COMMERCIAL TRUCK CO.	672	302.15
07/01/16	41891	COM10	COMMERCIAL TRUCK CO.	626	114.32
07/01/16	41891	COM10	COMMERCIAL TRUCK CO.	1007	40.98
07/01/16	41891	COM10	COMMERCIAL TRUCK CO.	1000	63.89
07/01/16	41891	COM10	COMMERCIAL TRUCK CO.	992	37.57
07/01/16	41891	COM10	COMMERCIAL TRUCK CO.	691	118.76
07/01/16	41891	COM10	COMMERCIAL TRUCK CO.	684	27.85
07/01/16	41892	CON50	CONSOLIDATED ELECTRICAL	BLDG MAINT SUPPLIES	198.83
07/01/16	41893	CYP05	CYPRESS COAST FORD-L/M	SUPPORT VEHICLE PARTS RU 455	535.12
07/01/16	41894	WIL30	D D WILLIAMS EQUIPMENT CO	982	250.00
07/01/16	41895	DEL1M	DE LAY AND LAREDO	LEGAL SERVICES MAY 1 - 31, 2016	5,920.40
07/01/16	41896	DEA10	DEANE INDUSTRIAL MACHINING, IN	987	1,049.58
07/01/16	41897	DEV10	DEVIN-DURHAM-BURK	GARNISH/1897	246.00
07/01/16	41897	DEV10	DEVIN-DURHAM-BURK	GARNISH/1925	92.31
07/01/16	41897	DEV10	DEVIN-DURHAM-BURK	GARNISH/2176	69.23
07/01/16	41897	DEV10	DEVIN-DURHAM-BURK	GARNISH/2132	46.15
07/01/16	41898	DIE10	DIESEL MARINE ELECTRIC, INC.	897	1,401.26
07/01/16	41898	DIE10	DIESEL MARINE ELECTRIC, INC.	652	175.51
07/01/16	41898	DIE10	DIESEL MARINE ELECTRIC, INC.	996	413.39
07/01/16	41898	DIE10	DIESEL MARINE ELECTRIC, INC.	986	175.87
07/01/16	41898	DIE10	DIESEL MARINE ELECTRIC, INC.	681	121.31
07/01/16	41899	DIG3S	DIGI-KEY CORPORATION 290506	FAREBOX MAINT PARTS	63.75
07/01/16	41900	EAS10	EASTERN PNEUMATICS &	TORQUE WRENCH CALIBRATION	185.69
07/01/16	41901	EDW10	EDWARDS TRUCK CENTER	VEHICLE MAINT PARTS	60.98
07/01/16	41902	ELM10	ELMERS AUTO PARTS	PARTS/SHOP SUPPLIES	54.94
07/01/16	41902	ELM10	ELMERS AUTO PARTS	PARTS/SHOP SUPPLIES	53.39
07/01/16	41903	FAS20	FASTENAL COMPANY	MAINT SUPPLIES/VEH MAINT PARTS FY16	9.74
07/01/16	41903	FAS20	FASTENAL COMPANY	MAINT SUPPLIES/VEH MAINT PARTS FY16	185.75

**Board Report**

MONTEREY - SALINAS TRANSIT

August 30, 2016 2:45 PM

Page 3

ADAWSON

Check Date	Check No.	No.	Name	Description	Amount (\$)
07/01/16	41903	FAS20	FASTENAL COMPANY	MAINT SUPPLIES/VEH MAINT PARTS FY16	147.03
07/01/16	41903	FAS20	FASTENAL COMPANY	MAINT SUPPLIES/VEH MAINT PARTS FY16	224.45
07/01/16	41903	FAS20	FASTENAL COMPANY	MAINT SUPPLIES/VEH MAINT PARTS FY16	12.23
07/01/16	41903	FAS20	FASTENAL COMPANY	MAINT SUPPLIES/VEH MAINT PARTS FY16	73.17
07/01/16	41903	FAS20	FASTENAL COMPANY	MAINT SUPPLIES/VEH MAINT PARTS FY16	26.86
07/01/16	41903	FAS20	FASTENAL COMPANY	MAINT SUPPLIES/VEH MAINT PARTS FY16	114.06
07/01/16	41903	FAS20	FASTENAL COMPANY	MAINT SUPPLIES/VEH MAINT PARTS FY16	82.79
07/01/16	41903	FAS20	FASTENAL COMPANY	MAINT SUPPLIES/VEH MAINT PARTS FY16	151.97
07/01/16	41904	FER40	FERGUSON ENTERPRISES INC #686	MAINTENANCE MATERIALS	957.27
07/01/16	41905	FIR20	FIRST ALARM	Alarm Monitoring 7/1/16 to 9/30/16 MTX-CJW-TD	379.20
07/01/16	41905	FIR20	FIRST ALARM	Alarm Monitoring 7/1/16 to 9/30/16 MTX-CJW-TD	300.00
07/01/16	41905	FIR20	FIRST ALARM	Alarm Monitoring 7/1/16 to 9/30/16 MTX-CJW-TD	585.09
07/01/16	41906	FIR10	FIRST ALARM SECURITY & PATROL, INC.	SECURITY SERVICES FY16 STC/MTX	4,066.40
07/01/16	41907	FRA70	FRANCHISE TAX BOARD	GARNISH/2371	50.00
07/01/16	41908	FRA80	FRANSISCO MARTINEZ	REIMBURSEMENT FOR STOLEN PROPERTY	250.00
07/01/16	41909	GFI10	GFI GENFARE	GFI FAREBOXES	1,000.27
07/01/16	41909	GFI10	GFI GENFARE	GFI FAREBOXES	334.88
07/01/16	41909	GFI10	GFI GENFARE	GFI FAREBOXES	279.88
07/01/16	41909	GFI10	GFI GENFARE	GFI FAREBOXES	143.54
07/01/16	41909	GFI10	GFI GENFARE	GFI FAREBOXES	496.14
07/01/16	41909	GFI10	GFI GENFARE	GFI FAREBOXES	22.03
07/01/16	41909	GFI10	GFI GENFARE	GFI FAREBOXES	330.96
07/01/16	41915	GIL10	GILLIG LLC	934	119.56
07/01/16	41915	GIL10	GILLIG LLC	932	158.17
07/01/16	41915	GIL10	GILLIG LLC	926	126.31
07/01/16	41915	GIL10	GILLIG LLC	868	31.52
07/01/16	41915	GIL10	GILLIG LLC	829	33.46
07/01/16	41915	GIL10	GILLIG LLC	582	19.99
07/01/16	41915	GIL10	GILLIG LLC	542	-78.74
07/01/16	41915	GIL10	GILLIG LLC	993	410.67
07/01/16	41915	GIL10	GILLIG LLC	990	449.21
07/01/16	41915	GIL10	GILLIG LLC	984	578.35
07/01/16	41915	GIL10	GILLIG LLC	980	917.21
07/01/16	41915	GIL10	GILLIG LLC	975	54.16
07/01/16	41915	GIL10	GILLIG LLC	975	47.40
07/01/16	41915	GIL10	GILLIG LLC	972	118.08
07/01/16	41915	GIL10	GILLIG LLC	968	114.28
07/01/16	41915	GIL10	GILLIG LLC	967	236.48
07/01/16	41915	GIL10	GILLIG LLC	964	561.97
07/01/16	41915	GIL10	GILLIG LLC	960	457.18
07/01/16	41915	GIL10	GILLIG LLC	957	66.91
07/01/16	41915	GIL10	GILLIG LLC	955	5.39
07/01/16	41915	GIL10	GILLIG LLC	955	212.70
07/01/16	41915	GIL10	GILLIG LLC	945	142.86
07/01/16	41915	GIL10	GILLIG LLC	934	139.64
07/01/16	41915	GIL10	GILLIG LLC	926	4.88
07/01/16	41915	GIL10	GILLIG LLC	912	175.53
07/01/16	41915	GIL10	GILLIG LLC	900	94.67

**Board Report**

MONTEREY - SALINAS TRANSIT

August 30, 2016 2:45 PM

Page 4

ADAWSON

Check Date	Check No.	No.	Name	Description	Amount (\$)
07/01/16	41915	GIL10	GILLIG LLC	900	34.63
07/01/16	41915	GIL10	GILLIG LLC	891	8.31
07/01/16	41915	GIL10	GILLIG LLC	891	19.02
07/01/16	41915	GIL10	GILLIG LLC	873	54.16
07/01/16	41915	GIL10	GILLIG LLC	868	510.54
07/01/16	41915	GIL10	GILLIG LLC	835	295.39
07/01/16	41915	GIL10	GILLIG LLC	785	44.71
07/01/16	41915	GIL10	GILLIG LLC	771	31.91
07/01/16	41915	GIL10	GILLIG LLC	686	34.48
07/01/16	41915	GIL10	GILLIG LLC	677	24.23
07/01/16	41915	GIL10	GILLIG LLC	676	29.10
07/01/16	41915	GIL10	GILLIG LLC	675	368.62
07/01/16	41915	GIL10	GILLIG LLC	674	381.50
07/01/16	41915	GIL10	GILLIG LLC	664	102.86
07/01/16	41915	GIL10	GILLIG LLC	662	36.17
07/01/16	41915	GIL10	GILLIG LLC	659	74.07
07/01/16	41915	GIL10	GILLIG LLC	655	425.85
07/01/16	41915	GIL10	GILLIG LLC	653	3.61
07/01/16	41915	GIL10	GILLIG LLC	653	145.01
07/01/16	41915	GIL10	GILLIG LLC	653	172.40
07/01/16	41915	GIL10	GILLIG LLC	647	85.39
07/01/16	41915	GIL10	GILLIG LLC	641	827.17
07/01/16	41915	GIL10	GILLIG LLC	640	52.11
07/01/16	41915	GIL10	GILLIG LLC	640	106.28
07/01/16	41915	GIL10	GILLIG LLC	638	57.38
07/01/16	41915	GIL10	GILLIG LLC	638	250.25
07/01/16	41915	GIL10	GILLIG LLC	630	33.14
07/01/16	41915	GIL10	GILLIG LLC	593	57.38
07/01/16	41915	GIL10	GILLIG LLC	584	1,187.02
07/01/16	41915	GIL10	GILLIG LLC	570	2.29
07/01/16	41915	GIL10	GILLIG LLC	999	120.15
07/01/16	41915	GIL10	GILLIG LLC	687	176.34
07/01/16	41916	GRA30	GRAINGER	SHOP/MAINT SUPPLIES	58.76
07/01/16	41916	GRA30	GRAINGER	SHOP/MAINT SUPPLIES	75.05
07/01/16	41916	GRA30	GRAINGER	SHOP/MAINT SUPPLIES	30.90
07/01/16	41916	GRA30	GRAINGER	SHOP/MAINT SUPPLIES	18.06
07/01/16	41916	GRA30	GRAINGER	SHOP/MAINT SUPPLIES	24.78
07/01/16	41916	GRA30	GRAINGER	SHOP/MAINT SUPPLIES	106.69
07/01/16	41916	GRA30	GRAINGER	SHOP/MAINT SUPPLIES	244.79
07/01/16	41916	GRA30	GRAINGER	SHOP/MAINT SUPPLIES	31.21
07/01/16	41916	GRA30	GRAINGER	SHOP/MAINT SUPPLIES	440.69
07/01/16	41916	GRA30	GRAINGER	SHOP/MAINT SUPPLIES	310.57
07/01/16	41917	GRE50	GREEN VALLEY INDUSTRIAL SUPPLY INC	BUILDING AND EQUIPMENT MAINT	238.42
07/01/16	41918	GRE60	GREENWASTE RECOVERY, INC.	MTX WASTE DISPOSAL	224.25
07/01/16	41919	HDSUP	HD SUPPLY/WHITECAP CONSTR. SUP	CONSTRUCTION SUPPLY	163.67
07/01/16	41920	HOF20	HOFFMEYER COMPANY, INC.	690	112.89
07/01/16	41921	HOL31	HOLT DIST. & CLEAN AIR FILTER CO.	643	89.49
07/01/16	41922	ICM10	ICMA RETIREMENT TRUST-457	EE CONTRIBUTIONS	2,036.53



**Board Report**

MONTEREY - SALINAS TRANSIT

August 30, 2016 2:45 PM

Page 5

ADAWSON

Check Date	Check No.	No.	Name	Description	Amount (\$)
07/01/16	41923	IMA20	IMAGE X	PRINTING LINE 22 BIG SUR BROCHURES 5/28	824.11
07/01/16	41925	IMP10	IMPERIAL SUPPLIES LLC	SHOP SUPPLIES FY16	145.75
07/01/16	41925	IMP10	IMPERIAL SUPPLIES LLC	SHOP SUPPLIES FY16	207.45
07/01/16	41925	IMP10	IMPERIAL SUPPLIES LLC	SHOP SUPPLIES FY16	94.49
07/01/16	41925	IMP10	IMPERIAL SUPPLIES LLC	SHOP SUPPLIES FY16	417.25
07/01/16	41925	IMP10	IMPERIAL SUPPLIES LLC	SHOP SUPPLIES FY16	271.78
07/01/16	41925	IMP10	IMPERIAL SUPPLIES LLC	SHOP SUPPLIES FY16	160.91
07/01/16	41925	IMP10	IMPERIAL SUPPLIES LLC	SHOP SUPPLIES FY16	88.26
07/01/16	41925	IMP10	IMPERIAL SUPPLIES LLC	SHOP SUPPLIES FY16	155.46
07/01/16	41925	IMP10	IMPERIAL SUPPLIES LLC	SHOP SUPPLIES FY16	266.59
07/01/16	41925	IMP10	IMPERIAL SUPPLIES LLC	SHOP SUPPLIES FY16	146.36
07/01/16	41925	IMP10	IMPERIAL SUPPLIES LLC	SHOP SUPPLIES FY16	566.43
07/01/16	41925	IMP10	IMPERIAL SUPPLIES LLC	SHOP SUPPLIES FY16	13.26
07/01/16	41926	INT80	INTERSTATE BATTERY SYSTEM	HOIST BATTRIES	442.97
07/01/16	41927	DAS2S	JOHN A DASH AND ASSOC	Mech wage report Sept 2016 - Aug 2017	200.00
07/01/16	41928	JOH20	JOHNSON ASSOCIATES	SUPPORT VEH/SHELTER SUPPLIES	11.40
07/01/16	41928	JOH20	JOHNSON ASSOCIATES	SUPPORT VEH/SHELTER SUPPLIES	604.59
07/01/16	41928	JOH20	JOHNSON ASSOCIATES	SUPPORT VEH/SHELTER SUPPLIES	2,303.59
07/01/16	41929	KEL20	KELLY-MOORE PAINT CO	PAINT SUPPLIES	23.03
07/01/16	41929	KEL20	KELLY-MOORE PAINT CO	PAINT SUPPLIES	57.22
07/01/16	41930	LCOM	L-COM, INC		293.05
07/01/16	41931	LAR10	LARGE'S METAL FABRICATION, INC	METAL FABRICATION	1,974.51
07/01/16	41932	MAR27	MARINA COAST WATER DIST	WATER SERVICE/MTX	185.39
07/01/16	41933	MAT60	MATTHEWS SWEEPING SERV	GROUPS MAINT.FY16 -JUNE 2016	138.00
07/01/16	41934	MCI2S	MCI SERVICE PARTS INC	846	138.61
07/01/16	41934	MCI2S	MCI SERVICE PARTS INC	981	146.21
07/01/16	41934	MCI2S	MCI SERVICE PARTS INC	970	46.50
07/01/16	41935	MON30	MONTEREY COUNTY HEALTH DEPT	HAZ MAT PERMITS/FEEES	2,489.00
07/01/16	41936	MON38	MONTEREY COUNTY SHERIFF	GARNISH/2091	132.00
07/01/16	41937	MON46	MONTEREY PENINSULA ENGINEERING	CIVIL CONCRETE WORK BUS STOPS	7,200.00
07/01/16	41938	MOO40	MOORE & ASSOCIATES INC.	2016 ONBOARD RIDER & COMMUNITY NON-R	27,925.65
07/01/16	41939	MOT10	MOTION INDUSTRIES INC	VEHICLE MAINT PARTS	125.17
07/01/16	41940	NAP10	NAPA AUTO PARTS OF SALINAS	670	12.03
07/01/16	41941	NIC20	NICHOLSON PETROLEUM	EQUIP MAINT -	140.00
07/01/16	41941	NIC20	NICHOLSON PETROLEUM	EQUIP MAINT -	234.14
07/01/16	41942	NORCAL	NORCAL KENWORTH SERVICE	919	59.59
07/01/16	41942	NORCAL	NORCAL KENWORTH SERVICE	5	170.43
07/01/16	41942	NORCAL	NORCAL KENWORTH SERVICE	1017	-40.63
07/01/16	41943	NVBEQU	NVB EQUIPMENT, INC	Annual Fire supression testing 4500 series	85.00
07/01/16	41943	NVBEQU	NVB EQUIPMENT, INC	Annual Fire supression testing 4500 series	85.00
07/01/16	41943	NVBEQU	NVB EQUIPMENT, INC	Annual Fire supression testing 4500 series	85.00
07/01/16	41943	NVBEQU	NVB EQUIPMENT, INC	Annual Fire supression testing 4500 series	324.20
07/01/16	41943	NVBEQU	NVB EQUIPMENT, INC	Annual Fire supression testing 4500 series	85.00
07/01/16	41943	NVBEQU	NVB EQUIPMENT, INC	Annual Fire supression testing 4500 series	85.00
07/01/16	41943	NVBEQU	NVB EQUIPMENT, INC	Annual Fire supression testing 4500 series	110.00
07/01/16	41944	OKL10	OKLAHOMA DEPT OF HUMAN SVCS	GARNISH/2132	165.36
07/01/16	41945	PAC05	PACIFIC CLAIMS MANAGEMENT	WORKER'S COMP JUNE 2016	5,000.00
07/01/16	41946	PAC25	PACIFIC GROVE CHAMBER OF	ANNUAL MEMBERSHIP 5/1/16 - 5/1/17	490.00

**Board Report**

MONTEREY - SALINAS TRANSIT

August 30, 2016 2:45 PM

Page 6

ADAWSON

Check Date	Check No.	No.	Name	Description	Amount (\$)
07/01/16	41947	PAC60	PACIFIC TRUCK PARTS INC	642	93.36
07/01/16	41947	PAC60	PACIFIC TRUCK PARTS INC	671	271.83
07/01/16	41947	PAC60	PACIFIC TRUCK PARTS INC	669	49.06
07/01/16	41947	PAC60	PACIFIC TRUCK PARTS INC	650	93.87
07/01/16	41947	PAC60	PACIFIC TRUCK PARTS INC	680	4.84
07/01/16	41948	PEN05	PBI	OFFICE FURNITURE	83,407.63
07/01/16	41949	PRE30	PREMIUM AUTO PARTS INC.	VEHICLE MAINT PARTS/SHOP SUP FY16	43.67
07/01/16	41949	PRE30	PREMIUM AUTO PARTS INC.	VEHICLE MAINT PARTS/SHOP SUP FY16	26.58
07/01/16	41949	PRE30	PREMIUM AUTO PARTS INC.	VEHICLE MAINT PARTS/SHOP SUP FY16	11.95
07/01/16	41949	PRE30	PREMIUM AUTO PARTS INC.	VEHICLE MAINT PARTS/SHOP SUP FY16	41.21
07/01/16	41949	PRE30	PREMIUM AUTO PARTS INC.	VEHICLE MAINT PARTS/SHOP SUP FY16	210.29
07/01/16	41949	PRE30	PREMIUM AUTO PARTS INC.	VEHICLE MAINT PARTS/SHOP SUP FY16	17.50
07/01/16	41950	QUA10	QUALITY WATER ENTERPRISES	DRINKING WATER SERVICE	38.40
07/01/16	41951	DAV35	S3, INC.	CONSULTING	3,650.00
07/01/16	41952	SAF20	SAFETEQUIP	SAFETY/PROTECTIVE SUPPLIES-sups	488.62
07/01/16	41952	SAF20	SAFETEQUIP	SAFETY & PROTECTIVE SUPPLIES	86.10
07/01/16	41953	SAF1S	SAFETY-KLEEN CORP	HAZARDOUS WASTE DISPOSAL/PARTS CLE	149.83
07/01/16	41953	SAF1S	SAFETY-KLEEN CORP	HAZARDOUS WASTE DISPOSAL/PARTS CLE	149.84
07/01/16	41954	PRO70	SALINAS VALLEY PRO SQUAD	UNIFORMS - NEW HIRE RODRIGUEZ, N	134.01
07/01/16	41955	SAL90	WINSUPPLY	SHOP SUPPLIES	235.91
07/01/16	41956	SEO10	SEON DESIGN, INC.	Surveillance System - MST Fleet	1,058.01
07/01/16	41957	SER20	SERRA YELLOW CAB	MAY 2016	42.00
07/01/16	41958	SIG10	SIGN WORKS	RU72 decal install	242.08
07/01/16	41959	SJF10	SJ FERRANTE BUILDERS, INC.	19 UPPER RAGSDALE IMPROVEMENTS	4,137.37
07/01/16	41959	SJF10	SJ FERRANTE BUILDERS, INC.	19 UPPER RAGSDALE IMPROVEMENTS	8,349.84
07/01/16	41960	SPO1S	SPORTWORKS NORTHWEST INC	VEHICLE MAINT PARTS	65.75
07/01/16	41961	SPR20	SPRINGBOARD	DESIGN OF 12" ROUND REAL TIME BUS STO	1,875.00
07/01/16	41961	SPR20	SPRINGBOARD	REVISIONS TO SAN JOSE EXPRESS BROCHU	750.00
07/01/16	41962	SUN10	SUNSTAR MEDIA	MONTHLY SERVICES MST MOBILITY FY16	4,325.00
07/01/16	41963	SUP20	SUPPORT PAYMENT CLEARINGHOUSE	GARNISH/2324	260.01
07/01/16	41964	TAR10	TARGET PEST CONTROL, INC.	PEST CONTROL	35.00
07/01/16	41965	TEN1S	TENNANT SALES AND SERVICE	EQUIPMENT MAINT FY16	375.36
07/01/16	41965	TEN1S	TENNANT SALES AND SERVICE	EQUIPMENT MAINT FY16	227.93
07/01/16	41965	TEN1S	TENNANT SALES AND SERVICE	EQUIPMENT MAINT FY16	509.18
07/01/16	41966	TES10	TESSCO, INC.		220.11
07/01/16	41967	THE70	THERMO KING OF SALINAS IN	VEHICLE MAINT PARTS unit 1711	968.33
07/01/16	41968	WAL2S	THOMAS WALTERS AND ASSOC INC	WASH DC CONSULTANT	5,050.00
07/01/16	41969	TIF3S	TIFCO INDUSTRIES	637	187.57
07/01/16	41970	TIM20	TIMS GARDENING SERVICE	LANDSCAPING SERVICES FY16	323.90
07/01/16	41971	TIM20	TIMS GARDENING SERVICE	LANDSCAPING SERVICES FY16	180.00
07/01/16	41972	TIM20	TIMS GARDENING SERVICE	LANDSCAPING SERVICES FY16	1,748.10
07/01/16	41973	MAX1S	TRAPEZE	FUEL VIB	97.50
07/01/16	41974	VAL25	VALLEY FABRICATION, INC	FABRICATION/REPAIRS	25.50
07/01/16	41975	VAL20	VALLEY PACIFIC PETROLEUM	LUBRICANTS	305.64
07/01/16	41976	VER40	VERIZON WIRELESS	WIRELESS SERVICE	54.02
07/01/16	41977	WAS20	WASHINGTON STATE SUPPORT	GARNISH/2070	113.07
07/01/16	41978	WOR55	WORK WORLD AMERICA INC	SAFETY BOOTS HIGOY, RICHARD	163.67

**Board Report**

MONTEREY - SALINAS TRANSIT

August 30, 2016 2:45 PM

Page 7

ADAWSON

Check Date	Check No.	No.	Name	Description	Amount (\$)
					599,363.49
07/05/16	41979	HELCHA	HELLER CHAPPEL	DOT TRNG (SLO) 7/10-15/16	320.00
07/05/16	41980	NOE10	NOE FIGUEROA	SAMTRANS TRNG (7/10-15/16) SF	370.00
					690.00
07/12/16	41981	SALTOY	SALINAS TOYOTA SCION HYUNDAI	SUPPORT VEHICLE REPAIR	344.75
07/12/16	41981	SALTOY	SALINAS TOYOTA SCION HYUNDAI	SUPPORT VEHICLE REPAIR	651.29
07/12/16	41981	SALTOY	SALINAS TOYOTA SCION HYUNDAI	SUPPORT VEHICLE REPAIR	1,129.70
07/12/16	41981	SALTOY	SALINAS TOYOTA SCION HYUNDAI	SUPPORT VEHICLE REPAIR	203.40
					2,329.14
07/13/16	41982	DANMI1	DANIEL MILLER	TRAVEL REIMBURSEMENT	8.75
07/13/16	41983	DANMIL	DANIEL MILLER	DIRECTOR FEE FY 17	100.00
07/13/16	41984	DAVPE1	DAVID K PENDERGRASS	TRAVEL REIMBURSEMENT	4.86
07/13/16	41985	DAVPEN	DAVID K PENDERGRASS	DIRECTORS FEES FY 17	100.00
07/13/16	41986	DAVPA1	DAVID PACHECO	TRAVEL REIMBURSEMENT	4.00
07/13/16	41987	DAVPAC	DAVID PACHECO	DIRECTOR FEES FY 17	100.00
07/13/16	41988	DOW10	ELIZABETH J DOWNEY	DIRECTORS FEES FY 17	100.00
07/13/16	41989	DOW11	ELIZABETH J DOWNEY	BOARD TRAVEL	6.26
07/13/16	41990	FRAOC1	FRANCIS O CONNELL	TRAVEL REIMBURSEMENT	10.58
07/13/16	41991	FRAOCO	FRANCIS O CONNELL	DIRECTORS FEES FY 17	100.00
07/13/16	41992	CLA10	KRISTIN CLARK	DIRECTORS FEES FY 17	100.00
					634.45
07/13/16	41993	CLA11	KRISTIN CLARK	BOARD TRAVEL	2.48
07/13/16	41994	LEAS1	LEAH C. SANTIBANEZ	TRAVEL REIMBURSEMENT	48.38
07/13/16	41995	LEASAN	LEAH C. SANTIBANEZ	DIRECTOR FEES FY 17	100.00
07/13/16	41996	MICLE1	MICHAEL LE BARRE	TRAVEL REIMBURSEMENT	63.07
07/13/16	41997	MICLEB	MICHAEL Le BARRE	DIRECTOR FEES FY 17	100.00
07/13/16	41998	PATSTE	PATRICIA D STEPHENS	DIRECTORS FEES FY 17	100.00
07/13/16	41999	PATST1	PATRICIA D. STEPHENS	TRAVEL REIMBURSEMENT	38.99
07/13/16	42000	ROBBO1	ROBERT BONINCONTRI	Director Fees FY 17	100.00
07/13/16	42000	ROBBO1	ROBERT BONINCONTRI	TRAVEL REIMBURSEMENT	28.19
07/13/16	42001	BAR50	TONY BARRERA	DIRECTORS FEES FY 17	100.00
07/13/16	42002	BAR51	TONY BARRERA	TRAVEL REIMBURSEMENT	14.47
					695.58
07/15/16	42003	SAN10	ADTAXIJBAY AREA NEWS GROUP	LEGAL AD RFP 16-06 SC Marketing	1,251.36
07/15/16	42004	AMA10	AMALGAMATED TRANSIT UNION	UNION DUES	13,608.01
07/15/16	42005	AME01	AMERI PRIDE SERVICES, INC.	UNIFORM LAUNDRY SERVICES FY16	483.52
07/15/16	42005	AME01	AMERI PRIDE SERVICES, INC.	UNIFORM LAUNDRY SERVICES FY16	396.31
07/15/16	42005	AME01	AMERI PRIDE SERVICES, INC.	UNIFORM LAUNDRY SERVICES FY16	232.85

**Board Report**

MONTEREY - SALINAS TRANSIT

August 30, 2016 2:45 PM

Page 8

ADAWSON

Check Date	Check No.	No.	Name	Description	Amount (\$)
07/15/16	42005	AME01	AMERI PRIDE SERVICES, INC.	UNIFORM LAUNDRY SERVICES FY16	426.95
07/15/16	42005	AME01	AMERI PRIDE SERVICES, INC.	UNIFORM LAUNDRY SERVICES FY16	31.62
07/15/16	42006	THO20	ANTOINETTE THOMPSON	GARNISH/1729	386.77
07/15/16	42007	SAN50	ARC	BLUEPRINTS/CAPITAL PROJECTS	246.30
07/15/16	42008	ATT10	AT&T	TELEPHONE SERVICE	1,532.06
07/15/16	42008	ATT10	AT&T	TELEPHONE SERVICE	145.79
07/15/16	42009	BAY05	BAY AREA ACOUSTICS	19 UPPER RAGSDALE CEILING	6,310.00
07/15/16	42010	CSC10	C S C OF SALINAS	SHOP SUPPLIES/VEHICLE PARTS FY16	24.37
07/15/16	42011	CAL84	CALIF TRANSIT INS POOL	LIAB/PHY. DAMAGE INS 2016-2017	107,108.00
07/15/16	42011	CAL84	CALIF TRANSIT INS POOL	Incident Log Deductibles 6/1/16 to 6/30/16	4,533.94
07/15/16	42012	CAL92	CALIFORNIA WATER SERV CO	WATER SERVICE	27.79
07/15/16	42013	CAR2W	CARLON'S FIRE EXTINGUISHER	FIRST AID SUPPLIES - 19 Upper Ragsdale	380.19
07/15/16	42014	CAS50	CASNER EXTERMINATING, INC	PEST CONTROL FY16	125.00
07/15/16	42015	CHI20	CHIDLAW MARKETING	ADVERTISING SERVICES-	2,503.00
07/15/16	42015	CHI20	CHIDLAW MARKETING	MOBILITY AWARENESS TV ADS 4/21/16-6/21/1	6,665.00
07/15/16	42016	CLE20	CLEAR BLU ENVIRONMENTAL	STEAM CLEAN EQUIPMENT MAINT.	1,129.56
07/15/16	42017	CAL60	CSAC	WORKERS COMP EXCESS INSURANCE	107,437.00
07/15/16	42018	CUM10	CUMMINS PACIFIC	479	1,105.37
07/15/16	42019	DAVBIE	DAVID BIELSKER	STAFF TRAVEL	1,768.26
07/15/16	42020	SMI10	DEANNA SMITH	TRAVEL EEOC SF 7/18-7/21	222.00
07/15/16	42021	DEV10	DEVIN-DURHAM-BURK	GARNISH/1897	246.00
07/15/16	42021	DEV10	DEVIN-DURHAM-BURK	GARNISH/1925	92.31
07/15/16	42021	DEV10	DEVIN-DURHAM-BURK	GARNISH/2132	46.15
07/15/16	42022	EBJ1S	EB JACOBS LLC	RECRUITMENT SERVICES	200.00
07/15/16	42023	EDA10	ED ALAIMO PAINTING INC.	PAINTING OF SUITE 100	6,869.00
07/15/16	42024	EDW10	EDWARDS TRUCK CENTER	702	39.20
07/15/16	42025	ELV10	ELVIS JONES	PER DEIM 7/24-29/16 LAS VEGAS	320.00
07/15/16	42025	ELV10	ELVIS JONES	TUITION REIMBURSEMENT	1,370.00
07/15/16	42026	FAS20	FASTENAL COMPANY	MAINT SUPPLIES/VEH MAINT PARTS FY16	163.95
07/15/16	42026	FAS20	FASTENAL COMPANY	MAINT SUPPLIES/VEH MAINT PARTS	-117.20
07/15/16	42026	FAS20	FASTENAL COMPANY	MAINT SUPPLIES/VEH MAINT PARTS	107.79
07/15/16	42027	FIR10	FIRST ALARM SECURITY & PATROL, INC.	SECURITY SERVICES FY16 STC/MTX	7,995.00
07/15/16	42028	FRA70	FRANCHISE TAX BOARD	GARNISH/2371	50.00
07/15/16	42029	GFI10	GFI GENFARE	GFI FAREBOXES	496.14
07/15/16	42029	GFI10	GFI GENFARE	GFI FAREBOXES	496.14
07/15/16	42029	GFI10	GFI GENFARE	GFI FAREBOXES	300.83
07/15/16	42031	GIL10	GILLIG LLC	1008	569.46
07/15/16	42031	GIL10	GILLIG LLC	306	85.86
07/15/16	42031	GIL10	GILLIG LLC	564	67.20
07/15/16	42031	GIL10	GILLIG LLC	552	276.03
07/15/16	42031	GIL10	GILLIG LLC	275	15.63
07/15/16	42031	GIL10	GILLIG LLC	543	105.92
07/15/16	42031	GIL10	GILLIG LLC	566	286.07
07/15/16	42031	GIL10	GILLIG LLC	544	93.55
07/15/16	42031	GIL10	GILLIG LLC	411	109.60
07/15/16	42031	GIL10	GILLIG LLC	586	143.80
07/15/16	42031	GIL10	GILLIG LLC	582	139.85
07/15/16	42031	GIL10	GILLIG LLC	581	186.16

**Board Report**

MONTEREY - SALINAS TRANSIT

August 30, 2016 2:45 PM

Page 9

ADAWSON

Check Date	Check No.	No.	Name	Description	Amount (\$)
07/15/16	42031	GIL10	GILLIG LLC	578	116.14
07/15/16	42031	GIL10	GILLIG LLC	570	379.27
07/15/16	42031	GIL10	GILLIG LLC	567	745.60
07/15/16	42031	GIL10	GILLIG LLC	STK29389	63.00
07/15/16	42031	GIL10	GILLIG LLC	STK29389	-63.00
07/15/16	42032	GOO1S	GOODYEAR TIRE - RUBBER CO	TIRE LEASE & SERVICE CONTRACT FY16	13,642.10
07/15/16	42032	GOO1S	GOODYEAR TIRE - RUBBER CO	TIRE LEASE & SERVICE CONTRACT FY16	5,695.00
07/15/16	42032	GOO1S	GOODYEAR TIRE - RUBBER CO	TIRE LEASE & SERVICE CONTRACT FY16	417.78
07/15/16	42032	GOO1S	GOODYEAR TIRE - RUBBER CO	TIRE LEASE & SERVICE CONTRACT FY16	59.50
07/15/16	42033	GRA30	GRAINGER	SHOP/MAINT SUPPLIES	41.00
07/15/16	42034	ICM10	ICMA RETIREMENT TRUST-457	EE CONTRIBUTIONS	2,036.53
07/15/16	42035	IMP10	IMPERIAL SUPPLIES LLC	SHOP SUPPLIES FY16	50.82
07/15/16	42036	LIF10	LIFT-U	654	145.17
07/15/16	42037	MCI2S	MCI SERVICE PARTS INC	974	54.26
07/15/16	42037	MCI2S	MCI SERVICE PARTS INC	1040	66.04
07/15/16	42037	MCI2S	MCI SERVICE PARTS INC	1010	102.75
07/15/16	42037	MCI2S	MCI SERVICE PARTS INC	1019	66.90
07/15/16	42037	MCI2S	MCI SERVICE PARTS INC	1029	77.13
07/15/16	42038	COS20	MCMC LLC	WORKERS COMP SERVICES/COST CONTAIN	2,500.00
07/15/16	42039	MON23	MONTEREY BAY URGENT CARE	PHYSICAL EXAMS FY16 - ANDRADE, F	80.00
07/15/16	42039	MON23	MONTEREY BAY URGENT CARE	PHYSICAL EXAMS FY16 - TADMAN, ROBERT	80.00
07/15/16	42039	MON23	MONTEREY BAY URGENT CARE	PHYSICAL EXAMS FY16 - BOLINGROKE, A	50.00
07/15/16	42040	MON49	MONTEREY COUNTY CONVENTION	ANNUAL MEMBERSHIP LUNCHEON REGISTR	59.00
07/15/16	42041	MON30	MONTEREY COUNTY HEALTH DEPT	HAZ MAT PERMITS/FEEES	3,017.00
07/15/16	42042	MON41	MONTEREY COUNTY HERALD	SUBSCRIPTION 7/25/16 - 7/25/17	498.05
07/15/16	42043	MON38	MONTEREY COUNTY SHERIFF	GARNISH/2091	132.00
07/15/16	42044	MON46	MONTEREY PENINSULA ENGINEERING	CIVIL CONTRACTOR	11,000.00
07/15/16	42045	MON51	MONTEREY REGIONAL WATER	SEWER SERVICE	29.42
07/15/16	42045	MON51	MONTEREY REGIONAL WATER	SEWER SERVICE	58.84
07/15/16	42046	NORCAL	NORCAL KENWORTH SERVICE	1017	40.63
07/15/16	42046	NORCAL	NORCAL KENWORTH SERVICE	1017	231.90
07/15/16	42046	NORCAL	NORCAL KENWORTH SERVICE	1004	33.71
07/15/16	42046	NORCAL	NORCAL KENWORTH SERVICE	940	108.95
07/15/16	42046	NORCAL	NORCAL KENWORTH SERVICE	940	98.95
07/15/16	42047	OKL10	OKLAHOMA DEPT OF HUMAN SVCS	GARNISH/2132	165.36
07/15/16	42048	PAC05	PACIFIC CLAIMS MANAGEMENT	WORKER'S COMP ADMINISTRATOR	5,000.00
07/15/16	42049	PAC20	PACIFIC GAS AND ELECTRIC CO	UTILITIES	640.79
07/15/16	42050	PAC60	PACIFIC TRUCK PARTS INC	929	9,534.61
07/15/16	42050	PAC60	PACIFIC TRUCK PARTS INC	1051	450.00
07/15/16	42051	PIN30	PINNACLE HEATHCARE HOLLISTER	PHYSICAL EXAMS -COLBURN, STEVEN	55.00
07/15/16	42052	PIT10	PITNEY BOWES GLOBAL	POSTAGE MACHINE RENTAL	127.09
07/15/16	42053	PRE40	PREFERRED ALLIANCE INC	DRUG & ALCOHOL TESTING	365.00
07/15/16	42053	PRE40	PREFERRED ALLIANCE INC	DRUG & ALCOHOL TESTING	625.00
07/15/16	42054	PRE30	PREMIUM AUTO PARTS INC.	VEHICLE MAINT PARTS/SHOP SUP FY16	74.63
07/15/16	42054	PRE30	PREMIUM AUTO PARTS INC.	VEHICLE MAINT PARTS/SHOP SUP FY16	27.16
07/15/16	42054	PRE30	PREMIUM AUTO PARTS INC.	VEHICLE MAINT PARTS/SHOP SUP FY16	59.61
07/15/16	42055	PRO60	PROBUILD COMPANY, LLC	BUILDING SUPPLIES	80.63
07/15/16	42055	PRO60	PROBUILD COMPANY, LLC	BUILDING SUPPLIES	80.63

**Board Report**

MONTEREY - SALINAS TRANSIT

August 30, 2016 2:46 PM

Page 10

ADAWSON

Check Date	Check No.	No.	Name	Description	Amount (\$)
07/15/16	42056	RED20	RED WING SHOE STORE	SAFETY BOOTS-LOPEZ, JIM	175.00
07/15/16	42056	RED20	RED WING SHOE STORE	SAFETY BOOTS-GARCIA, MANNY	148.41
07/15/16	42056	RED20	RED WING SHOE STORE	SAFETY BOOTS-VALLADARES, TONY	134.50
07/15/16	42057	RED10	REDSHIFT INTERNET SERVICES	FY17 ANNUAL GOLD WEB & EMAIL PACKAGE	239.40
07/15/16	42057	RED10	REDSHIFT INTERNET SERVICES	FY17 ANNUAL WEBSITE SECURE CERTIFICA	119.40
07/15/16	42057	RED10	REDSHIFT INTERNET SERVICES	FY17 ANNUAL GOLD WEB & EMAIL PACKAGE	239.40
07/15/16	42057	RED10	REDSHIFT INTERNET SERVICES	FY17 ANNUAL WEBSITE MAINTENANCE	3,600.00
07/15/16	42058	BRO60	REPUBLIC SERVICES	WASTE DISPOSAL SERVICES	122.24
07/15/16	42058	BRO60	REPUBLIC SERVICES	WASTE DISPOSAL SERVICES	411.88
07/15/16	42058	BRO60	REPUBLIC SERVICES	WASTE DISPOSAL SERVICES	789.85
07/15/16	42059	SAL50	SALINAS VALLEY FORD SLS	SUPPORT VEHICLE MAINT PARTS #994	465.00
07/15/16	42060	COA50	SC FUELS	FUEL	14,358.52
07/15/16	42060	COA50	SC FUELS	FUEL	14,418.36
07/15/16	42060	COA50	SC FUELS	FUEL	14,917.29
07/15/16	42060	COA50	SC FUELS	FUEL	14,248.06
07/15/16	42060	COA50	SC FUELS	FUEL	14,578.02
07/15/16	42060	COA50	SC FUELS	DIESEL	14,026.71
07/15/16	42061	COA51	SC FUELS	FUEL-SHIP TO MV	9,024.74
07/15/16	42061	COA51	SC FUELS	FUEL-SHIP TO MV	6,773.20
07/15/16	42061	COA51	SC FUELS	FUEL-SHIP TO MV	7,092.03
07/15/16	42061	COA51	SC FUELS	FUEL-SHIP TO MV	7,520.99
07/15/16	42061	COA51	SC FUELS	FUEL-SHIP TO MV	6,938.15
07/15/16	42061	COA51	SC FUELS	FUEL-SHIP TO MV	6,125.94
07/15/16	42061	COA51	SC FUELS	FUEL-SHIP TO MV	6,786.69
07/15/16	42061	COA51	SC FUELS	FUEL-SHIP TO MV	6,582.93
07/15/16	42062	SCF10	SC FUELS	FUEL	1,325.12
07/15/16	42062	SCF10	SC FUELS	FUEL	772.17
07/15/16	42062	SCF10	SC FUELS	FUEL	1,390.28
07/15/16	42063	SJF10	SJ FERRANTE BUILDERS, INC.	19 UPPER RAGSDALE IMPROVEMENTS	11,024.85
07/15/16	42063	SJF10	SJ FERRANTE BUILDERS, INC.	19 UPPER RAGSDALE IMPROVEMENTS	7,415.46
07/15/16	42063	SJF10	SJ FERRANTE BUILDERS, INC.	19 UPPER RAGSDALE IMPROVEMENTS	4,260.00
07/15/16	42064	SPE10	SPECTRUM AUTO	FY16 PAINTING OF BUSES - #1901	5,026.26
07/15/16	42064	SPE10	SPECTRUM AUTO	FY16 PAINTING OF BUSES - #2014	1,622.93
07/15/16	42064	SPE10	SPECTRUM AUTO	Bus 1901	877.25
07/15/16	42065	SPR10	SPRINT	CELL PHONE SERVICE	474.27
07/15/16	42066	SUN10	SUNSTAR MEDIA	Monthly Services FY17	200.00
07/15/16	42067	SUP20	SUPPORT PAYMENT CLEARINGHOUSE	GARNISH/2324	260.01
07/15/16	42068	TAR10	TARGET PEST CONTROL, INC.	PEST CONTROL	45.00
07/15/16	42069	THE70	THERMO KING OF SALINAS IN	VEHICLE MAINT PARTS unit 1801	216.00
07/15/16	42069	THE70	THERMO KING OF SALINAS IN	VEHICLE MAINT PARTS unit	853.12
07/15/16	42069	THE70	THERMO KING OF SALINAS IN	VEHICLE MAINT PARTS unit	111.00
07/15/16	42070	TRA1S	TRANSAMERICA LIFE INSURANCE CO	SUPPLEMENTAL LIFE INS.	93.98
07/15/16	42071	UNI20	UNITED PARCEL SERVICE	FREIGHT	558.67
07/15/16	42072	VAL25	VALLEY FABRICATION, INC	FABRICATION/REPAIRS	230.00
07/15/16	42072	VAL25	VALLEY FABRICATION, INC	FABRICATION/REPAIRS	360.00
07/15/16	42072	VAL25	VALLEY FABRICATION, INC	FABRICATION/REPAIRS	100.00
07/15/16	42073	VAL20	VALLEY PACIFIC PETROLEUM	LUBRICANTS	6,223.68
07/15/16	42073	VAL20	VALLEY PACIFIC PETROLEUM	LUBRICANTS	3,047.64

**Board Report**

MONTEREY - SALINAS TRANSIT

August 30, 2016 2:46 PM

Page 11

ADAWSON

Check Date	Check No.	No.	Name	Description	Amount (\$)
07/15/16	42074	VER40	VERIZON WIRELESS	WIRELESS SERVICE	159.03
07/15/16	42075	WAS20	WASHINGTON STATE SUPPORT	GARNISH/2070	113.07
					534,431.91
07/21/16	42076	STA30	STATE BOARD OF EQUALIZATN	DIESEL FUEL TAX 57-415590	2,052.71
07/21/16	42077	STA32	STATE BOARD OF EQUALIZATN	STORAGE TANK FEES 44-015220	4,213.50
07/21/16	42078	VER40	VERIZON WIRELESS	WIRELESS SERVICE	1,890.03
					8,156.24
07/22/16	42079	KON10	KONICA MINOLTA PREMIER FINANCE		151.68
07/22/16	42079	KON10	KONICA MINOLTA PREMIER FINANCE	TDA COPIER LEASE	1,385.94
07/22/16	42080	MON21	MBS BUSINESS SYSTEMS	COPIER MAINTENANCE	2,787.66
07/22/16	42081	PAC20	PACIFIC GAS AND ELECTRIC CO	UTILITIES	13,962.02
					18,287.30
07/25/16	42082	CASH	CASH	FOR 201 PEARL COIN MACHINE	2,000.00
					2,000.00
07/26/16	42083	ALL01	ALLIANCE ON AGING, INC.	247 MAIN ST, ROOM 106	565.00
07/26/16	42084	CHA10	CHAN ASSOCIATES LLC	3MC RENT	4,000.00
07/26/16	42085	LEH10	Lehman James Pinckney, Jr., Trustee	19 UPPER RAGS#100-LT NOTE	6,640.82
07/26/16	42086	MAR45	MARY H. NINO REVOCABLE TRUST	RENT- 201 PEARL ST, MONTEREY	3,300.00
07/26/16	42087	PIT30	PITNEY BOWES	POSTAGE ACCT 11226164	500.00
07/26/16	42088	PIT30	PITNEY BOWES	POSTAGE ACCT 48316939	200.00
07/26/16	42089	MPPM1	PROFESSIONAL OFFICE CONDO	ASSOC DUES-19 UPPER RAGSDALE	6,724.00
07/26/16	42090	SAF10	SAF KEEP STORAGE-DEL REY OAKS	STORAGE RENT-#267053 UNIT 1003	448.00
07/26/16	42091	USB1S	U.S. BANK CORP PAYMENT SYSTEM	CAL-CARD/MISC PURCHASES	22,118.82
					44,496.64
07/27/16	42092	STA33	STATE BOARD OF EQUALIZATION	USE TAX RETURN Acct#15658718	5,254.00
					5,254.00
07/15/16	42064	SPE10	SPECTRUM AUTO	Voiding check 42064.	-5,026.26
07/15/16	42064	SPE10	SPECTRUM AUTO	Voiding check 42064.	-1,622.93
07/15/16	42064	SPE10	SPECTRUM AUTO	Voiding check 42064.	-877.25
					-7,526.44
07/29/16	42093	ATO10	A TOOL SHED, INC.	TOOL & EQUIPMENT RENTAL	199.10
07/29/16	42094	ACC40	ACCURATE BACKGROUND, INC	BACKGROUND CHECKS JUN 1-30, 2016	48.50
07/29/16	42095	BOY10	AECOM TECHNICAL SERVICES INC	REHAB AND RENOVATE TDA FACILITY	207,277.19
07/29/16	42096	AFLAC	AFLAC	SUPPLEMENTAL INS - JULY 2016	8,920.26

**Board Report**

MONTEREY - SALINAS TRANSIT

August 30, 2016 2:46 PM

Page 12

ADAWSON

Check Date	Check No.	No.	Name	Description	Amount (\$)
07/29/16	42097	AIRLUB	AIR & LUBE SYSTEMS, INC	SHOP EQUIPMENT HOIST REPAIR	579.07
07/29/16	42098	DRI10	ALLIANT INSURANCE SERVICES, INC.	D & O Liability 07/31/16-07/31/17	18,517.00
07/29/16	42099	AME01	AMERI PRIDE SERVICES, INC.	UNIFORM LAUNDRY SERVICES	206.31
07/29/16	42099	AME01	AMERI PRIDE SERVICES, INC.	UNIFORM LAUNDRY SERVICES	31.62
07/29/16	42099	AME01	AMERI PRIDE SERVICES, INC.	UNIFORM LAUNDRY SERVICES FY17	31.62
07/29/16	42099	AME01	AMERI PRIDE SERVICES, INC.	UNIFORM LAUNDRY SERVICES TDA	674.59
07/29/16	42099	AME01	AMERI PRIDE SERVICES, INC.	UNIFORM SERVICES TDA FY17	532.05
07/29/16	42100	AME02	AMERICAN LOCK & KEY SERVICE	LOCK SERVICES/KEYS	43.41
07/29/16	42101	AME40	AMERICAN PLUMBING	PLUMBING SERVICES FY17	104.69
07/29/16	42101	AME40	AMERICAN PLUMBING	PLUMBING SERVICES FY17	149.38
07/29/16	42101	AME40	AMERICAN PLUMBING	PLUMBING SERVICES FY17	144.00
07/29/16	42101	AME40	AMERICAN PLUMBING	PLUMBING SERVICES FY17	172.24
07/29/16	42102	AME50	AMERICAN SUPPLY COMPANY	SUPPLIES FY17	387.40
07/29/16	42102	AME50	AMERICAN SUPPLY COMPANY	SUPPLIES	38.06
07/29/16	42102	AME50	AMERICAN SUPPLY COMPANY	SUPPLIES	46.38
07/29/16	42102	AME50	AMERICAN SUPPLY COMPANY	SUPPLIES	12.76
07/29/16	42102	AME50	AMERICAN SUPPLY COMPANY	SUPPLIES	156.05
07/29/16	42103	AND2M	ANDERSEN'S LOCK AND SAFE	LOCK REPAIRS/MAINT FY17	76.39
07/29/16	42104	THO20	ANTOINETTE THOMPSON	GARNISH/1729	386.77
07/29/16	42105	MEN2S	ASSETWORKS, INC.	MOBILE DIGITAL TERMINALS	447.57
07/29/16	42106	ATT16	AT&T CALNET	PHONE SERVICE	176.43
07/29/16	42106	ATT16	AT&T CALNET	PHONE SERVICE	165.95
07/29/16	42106	ATT16	AT&T CALNET	PHONE SERVICE	6,267.09
07/29/16	42107	ATT15	AT&T MOBILITY	MIS SUPPORT	1,402.67
07/29/16	42108	AVA1S	AVAYA INC	TELEPHONE SERVICE	853.51
07/29/16	42109	BTM10	B.T. MANCINI CO., INC.	Hufcor Series #632 Operable Partition	13,834.00
07/29/16	42110	BAT20	BATTERY SYSTEMS INC	722	1,506.75
07/29/16	42111	BRE50	BRENTS ELECTRICAL	SHOP ELECTRICAL FY17	1,305.60
07/29/16	42111	BRE50	BRENTS ELECTRICAL	SHOP ELECTRICAL FY17	797.35
07/29/16	42111	BRE50	BRENTS ELECTRICAL	19 UPPER RAGSDALE	29,055.37
07/29/16	42111	BRE50	BRENTS ELECTRICAL	SHOP ELECTRICAL FY17	140.25
07/29/16	42112	CSC10	C S C OF SALINAS	SHOP SUPPLIES/VEHICLE PARTS	31.04
07/29/16	42112	CSC10	C S C OF SALINAS	SHOP SUPPLIES/VEHICLE PARTS	22.07
07/29/16	42113	CAL20	CAL-AM WATER CO	WATER SERVICE	126.48
07/29/16	42114	PUB11	CALIFORNIA PUBLIC EMPLOYEES	HEALTH INS. ID #7468015141-AUG	313,391.69
07/29/16	42115	CAL82	CALIFORNIA TRANSPORT LLC	Tow 2003 to TDA from PG	312.50
07/29/16	42116	CAL92	CALIFORNIA WATER SERV CO	WATER SERVICE	108.25
07/29/16	42116	CAL92	CALIFORNIA WATER SERV CO	WATER SERVICE	319.73
07/29/16	42117	CAL01	CALSTART, INC.	MEMBERSHIP	2,500.00
07/29/16	42118	CAR2W	CARLON'S FIRE EXTINGUISHER	FIRST AID/FIRE EXT - FY17 MTX	65.13
07/29/16	42118	CAR2W	CARLON'S FIRE EXTINGUISHER	FIRST AID/FIRE EXT - FY17 CJW	43.61
07/29/16	42118	CAR2W	CARLON'S FIRE EXTINGUISHER	FIRST AID /FIRE EXT FY16 TDA	301.26
07/29/16	42119	CAR25	CARMEL CHAMBER OF COMMERCE	EBLAST AD 2/9/16 FOR COMMUNITY STAKEH	25.00
07/29/16	42120	CARHA1	CAROLYN D. HARDY	MILEAGE REIMBURSEMENT	9.83
07/29/16	42121	CARHAR	CAROLYN D. HARDY	DIRECTOR FEE	100.00
07/29/16	42121	CARHAR	CAROLYN D. HARDY	DIRECTOR FEE FY17	100.00
07/29/16	42122	CAS50	CASNER EXTERMINATING, INC	PEST CONTROL FY17	125.00
07/29/16	42122	CAS50	CASNER EXTERMINATING, INC	PEST CONTROL FY17	125.00



**Board Report**

MONTEREY - SALINAS TRANSIT

August 30, 2016 2:46 PM

Page 13

ADAWSON

Check Date	Check No.	No.	Name	Description	Amount (\$)
07/29/16	42123	CEN25	CENTRAL COAST CAB	MAY 2016	2,016.00
07/29/16	42124	CLE20	CLEAR BLU ENVIRONMENTAL	STEAM CLEAN EQUIPMENT MAINT.	747.69
07/29/16	42125	COA60	COAST COUNTIES TRUCK & EQUIPT		14.68
07/29/16	42130	COM10	COMMERCIAL TRUCK CO.	701	190.33
07/29/16	42130	COM10	COMMERCIAL TRUCK CO.	565	276.83
07/29/16	42130	COM10	COMMERCIAL TRUCK CO.	565	-331.15
07/29/16	42130	COM10	COMMERCIAL TRUCK CO.	1113	103.73
07/29/16	42130	COM10	COMMERCIAL TRUCK CO.	1089	360.69
07/29/16	42130	COM10	COMMERCIAL TRUCK CO.	743	69.37
07/29/16	42130	COM10	COMMERCIAL TRUCK CO.	737	153.02
07/29/16	42130	COM10	COMMERCIAL TRUCK CO.	1032	33.52
07/29/16	42130	COM10	COMMERCIAL TRUCK CO.	1027	360.22
07/29/16	42130	COM10	COMMERCIAL TRUCK CO.	1027	217.99
07/29/16	42130	COM10	COMMERCIAL TRUCK CO.	1018	153.36
07/29/16	42130	COM10	COMMERCIAL TRUCK CO.	639	2,346.63
07/29/16	42130	COM10	COMMERCIAL TRUCK CO.	731	1,113.62
07/29/16	42130	COM10	COMMERCIAL TRUCK CO.	1101	99.29
07/29/16	42130	COM10	COMMERCIAL TRUCK CO.	1097	1,653.06
07/29/16	42130	COM10	COMMERCIAL TRUCK CO.	1087	227.29
07/29/16	42130	COM10	COMMERCIAL TRUCK CO.	1053	155.03
07/29/16	42130	COM10	COMMERCIAL TRUCK CO.	1050	221.69
07/29/16	42130	COM10	COMMERCIAL TRUCK CO.	1048	360.22
07/29/16	42130	COM10	COMMERCIAL TRUCK CO.	724	165.94
07/29/16	42130	COM10	COMMERCIAL TRUCK CO.	716	243.95
07/29/16	42130	COM10	COMMERCIAL TRUCK CO.	708	40.16
07/29/16	42130	COM10	COMMERCIAL TRUCK CO.	1059	193.60
07/29/16	42130	COM10	COMMERCIAL TRUCK CO.	747	46.82
07/29/16	42130	COM10	COMMERCIAL TRUCK CO.	1057	44.18
07/29/16	42130	COM10	COMMERCIAL TRUCK CO.	1052	67.53
07/29/16	42130	COM10	COMMERCIAL TRUCK CO.	1050	286.73
07/29/16	42130	COM10	COMMERCIAL TRUCK CO.	1048	158.70
07/29/16	42130	COM10	COMMERCIAL TRUCK CO.	1041	111.49
07/29/16	42130	COM10	COMMERCIAL TRUCK CO.	621	-458.33
07/29/16	42130	COM10	COMMERCIAL TRUCK CO.	630	-916.65
07/29/16	42130	COM10	COMMERCIAL TRUCK CO.	935	-6.55
07/29/16	42130	COM10	COMMERCIAL TRUCK CO.	476	-6.55
07/29/16	42130	COM10	COMMERCIAL TRUCK CO.	608	-6.55
07/29/16	42130	COM10	COMMERCIAL TRUCK CO.	625	-2,062.46
07/29/16	42130	COM10	COMMERCIAL TRUCK CO.	679	-196.43
07/29/16	42130	COM10	COMMERCIAL TRUCK CO.	709	-42.91
07/29/16	42130	COM10	COMMERCIAL TRUCK CO.	763	-65.48
07/29/16	42130	COM10	COMMERCIAL TRUCK CO.	973	-139.80
07/29/16	42130	COM10	COMMERCIAL TRUCK CO.	1009	-32.74
07/29/16	42130	COM10	COMMERCIAL TRUCK CO.	663	-66.58
07/29/16	42130	COM10	COMMERCIAL TRUCK CO.	731	-130.95
07/29/16	42130	COM10	COMMERCIAL TRUCK CO.	633	-1,374.98
07/29/16	42130	COM10	COMMERCIAL TRUCK CO.	442	-654.75
07/29/16	42130	COM10	COMMERCIAL TRUCK CO.	218	-45.83

**Board Report**

MONTEREY - SALINAS TRANSIT

August 30, 2016 2:46 PM

Page 14

ADAWSON

Check Date	Check No.	No.	Name	Description	Amount (\$)
07/29/16	42130	COM10	COMMERCIAL TRUCK CO.	950	233.25
07/29/16	42130	COM10	COMMERCIAL TRUCK CO.	985	397.75
07/29/16	42130	COM10	COMMERCIAL TRUCK CO.	1009	69.99
07/29/16	42130	COM10	COMMERCIAL TRUCK CO.	1028	73.89
07/29/16	42130	COM10	COMMERCIAL TRUCK CO.	1095	190.32
07/29/16	42131	WIL30	D D WILLIAMS EQUIPMENT CO	1063	250.00
07/29/16	42132	DDD10	D3 SIGNS & PLASTICS	749	29.02
07/29/16	42132	DDD10	D3 SIGNS & PLASTICS	1130	116.64
07/29/16	42133	DEL1M	DE LAY AND LAREDO	LEGAL SERVICES JUNE 1- 30, 2016	8,748.70
07/29/16	42134	DEV10	DEVIN-DURHAM-BURK	GARNISH/1897	246.00
07/29/16	42134	DEV10	DEVIN-DURHAM-BURK	GARNISH/1925	92.31
07/29/16	42134	DEV10	DEVIN-DURHAM-BURK	GARNISH/2132	46.15
07/29/16	42135	DIE10	DIESEL MARINE ELECTRIC, INC.	717	229.97
07/29/16	42135	DIE10	DIESEL MARINE ELECTRIC, INC.	965	4,524.23
07/29/16	42135	DIE10	DIESEL MARINE ELECTRIC, INC.	709	121.20
07/29/16	42135	DIE10	DIESEL MARINE ELECTRIC, INC.	757	121.23
07/29/16	42135	DIE10	DIESEL MARINE ELECTRIC, INC.	1109	175.54
07/29/16	42135	DIE10	DIESEL MARINE ELECTRIC, INC.	986	175.87
07/29/16	42135	DIE10	DIESEL MARINE ELECTRIC, INC.	681	121.31
07/29/16	42136	DIG3S	DIGI-KEY CORPORATION 290506	FAREBOX MAINT PARTS	61.28
07/29/16	42137	DON16	DON Warburton	Wrench	247.71
07/29/16	42137	DON16	DON Warburton	TORQUE WRENCH CALIBRATION AND REPAI	152.78
07/29/16	42138	DUM10	DUMONT PRINTING	TAXI VOUCHERS	3,026.03
07/29/16	42139	DUN10	DUNN-EDWARDS CORPORATION	PAINTING SUPPLIES	134.84
07/29/16	42139	DUN10	DUNN-EDWARDS CORPORATION	PAINTING SUPPLIES	64.71
07/29/16	42140	EDW10	EDWARDS TRUCK CENTER	VEHICLE MAINT PARTS	92.45
07/29/16	42141	ELM10	ELMERS AUTO PARTS	PARTS/SHOP SUPPLIES	23.05
07/29/16	42141	ELM10	ELMERS AUTO PARTS	PARTS/SHOP SUPPLIES	34.25
07/29/16	42142	FAS20	FASTENAL COMPANY	MAINT SUPPLIES/VEH MAINT PARTS FY16	2,607.79
07/29/16	42142	FAS20	FASTENAL COMPANY	MAINT SUPPLIES/VEH MAINT PARTS	-2,607.79
07/29/16	42142	FAS20	FASTENAL COMPANY	MAINT SUPPLIES/VEH MAINT PARTS	289.63
07/29/16	42142	FAS20	FASTENAL COMPANY	MAINT SUPPLIES/VEH MAINT PARTS	210.09
07/29/16	42142	FAS20	FASTENAL COMPANY	MAINT SUPPLIES/VEH MAINT PARTS	13.32
07/29/16	42142	FAS20	FASTENAL COMPANY	MAINT SUPPLIES/VEH MAINT PARTS	99.27
07/29/16	42142	FAS20	FASTENAL COMPANY	MAINT SUPPLIES/VEH MAINT PARTS	108.25
07/29/16	42142	FAS20	FASTENAL COMPANY	MAINT SUPPLIES/VEH MAINT PARTS FY16	21.05
07/29/16	42142	FAS20	FASTENAL COMPANY	MAINT SUPPLIES/VEH MAINT PARTS FY16	18.22
07/29/16	42142	FAS20	FASTENAL COMPANY	MAINT SUPPLIES/VEH MAINT PARTS FY16	160.08
07/29/16	42143	FIR20	FIRST ALARM	19 UPPER RAGSDALE SYSTEM UPGRADE	8,016.00
07/29/16	42143	FIR20	FIRST ALARM	Service Call-160701033	70.00
07/29/16	42144	FIR10	FIRST ALARM SECURITY & PATROL, INC.	SECURITY SERVICES	4,066.40
07/29/16	42145	FOR60	FORT ORD REUSE AUTHORITY	CONSULTING FY16-FY17 MEMBERSHIP DUES	7,000.00
07/29/16	42146	FRA70	FRANCHISE TAX BOARD	GARNISH/2371	27.85
07/29/16	42146	FRA70	FRANCHISE TAX BOARD	GARNISH/2330	344.45
07/29/16	42147	GFI10	GFI GENFARE	GFI FAREBOXES	73.09
07/29/16	42147	GFI10	GFI GENFARE	GFI FAREBOXES	182.55
07/29/16	42155	GIL10	GILLIG LLC	587	149.99
07/29/16	42155	GIL10	GILLIG LLC	597	413.61

**Board Report**

MONTEREY - SALINAS TRANSIT

August 30, 2016 2:46 PM

Page 15

ADAWSON

Check Date	Check No.	No.	Name	Description	Amount (\$)
07/29/16	42155	GIL10	GILLIG LLC	601	42.26
07/29/16	42155	GIL10	GILLIG LLC	608	1.66
07/29/16	42155	GIL10	GILLIG LLC	628	296.75
07/29/16	42155	GIL10	GILLIG LLC	647	501.35
07/29/16	42155	GIL10	GILLIG LLC	647	215.54
07/29/16	42155	GIL10	GILLIG LLC	662	25.10
07/29/16	42155	GIL10	GILLIG LLC	662	8.94
07/29/16	42155	GIL10	GILLIG LLC	674	1.66
07/29/16	42155	GIL10	GILLIG LLC	676	25.10
07/29/16	42155	GIL10	GILLIG LLC	677	292.58
07/29/16	42155	GIL10	GILLIG LLC	686	3.40
07/29/16	42155	GIL10	GILLIG LLC	687	5.40
07/29/16	42155	GIL10	GILLIG LLC	705	310.73
07/29/16	42155	GIL10	GILLIG LLC	707	190.66
07/29/16	42155	GIL10	GILLIG LLC	710	73.72
07/29/16	42155	GIL10	GILLIG LLC	713	343.14
07/29/16	42155	GIL10	GILLIG LLC	714	139.10
07/29/16	42155	GIL10	GILLIG LLC	715	285.48
07/29/16	42155	GIL10	GILLIG LLC	718	639.99
07/29/16	42155	GIL10	GILLIG LLC	718	2.35
07/29/16	42155	GIL10	GILLIG LLC	718	3.40
07/29/16	42155	GIL10	GILLIG LLC	719	824.96
07/29/16	42155	GIL10	GILLIG LLC	725	212.08
07/29/16	42155	GIL10	GILLIG LLC	729	837.76
07/29/16	42155	GIL10	GILLIG LLC	736	25.25
07/29/16	42155	GIL10	GILLIG LLC	739	269.45
07/29/16	42155	GIL10	GILLIG LLC	745	30.59
07/29/16	42155	GIL10	GILLIG LLC	751	207.34
07/29/16	42155	GIL10	GILLIG LLC	756	155.74
07/29/16	42155	GIL10	GILLIG LLC	758	604.39
07/29/16	42155	GIL10	GILLIG LLC	823	29.75
07/29/16	42155	GIL10	GILLIG LLC	862	422.30
07/29/16	42155	GIL10	GILLIG LLC	886	18.12
07/29/16	42155	GIL10	GILLIG LLC	937	108.63
07/29/16	42155	GIL10	GILLIG LLC	937	206.75
07/29/16	42155	GIL10	GILLIG LLC	964	8.90
07/29/16	42155	GIL10	GILLIG LLC	968	24.98
07/29/16	42155	GIL10	GILLIG LLC	968	1.26
07/29/16	42155	GIL10	GILLIG LLC	968	41.90
07/29/16	42155	GIL10	GILLIG LLC	979	134.46
07/29/16	42155	GIL10	GILLIG LLC	984	76.40
07/29/16	42155	GIL10	GILLIG LLC	999	34.63
07/29/16	42155	GIL10	GILLIG LLC	1016	374.16
07/29/16	42155	GIL10	GILLIG LLC	1025	46.85
07/29/16	42155	GIL10	GILLIG LLC	1025	50.38
07/29/16	42155	GIL10	GILLIG LLC	1025	67.36
07/29/16	42155	GIL10	GILLIG LLC	1031	71.89
07/29/16	42155	GIL10	GILLIG LLC	1033	227.38

**Board Report**

MONTEREY - SALINAS TRANSIT

August 30, 2016 2:46 PM

Page 16

ADAWSON

Check Date	Check No.	No.	Name	Description	Amount (\$)
07/29/16	42155	GIL10	GILLIG LLC	1036	900.78
07/29/16	42155	GIL10	GILLIG LLC	1038	103.82
07/29/16	42155	GIL10	GILLIG LLC	1046	62.22
07/29/16	42155	GIL10	GILLIG LLC	1056	674.94
07/29/16	42155	GIL10	GILLIG LLC	1058	424.95
07/29/16	42155	GIL10	GILLIG LLC	1060	421.12
07/29/16	42155	GIL10	GILLIG LLC	1069	554.49
07/29/16	42155	GIL10	GILLIG LLC	1070	377.06
07/29/16	42155	GIL10	GILLIG LLC	1073	936.96
07/29/16	42155	GIL10	GILLIG LLC	1077	64.97
07/29/16	42155	GIL10	GILLIG LLC	1079	323.49
07/29/16	42155	GIL10	GILLIG LLC	1079	6.78
07/29/16	42155	GIL10	GILLIG LLC	1086	331.63
07/29/16	42155	GIL10	GILLIG LLC	1086	754.73
07/29/16	42155	GIL10	GILLIG LLC	1091	65.29
07/29/16	42155	GIL10	GILLIG LLC	1094	1,256.14
07/29/16	42155	GIL10	GILLIG LLC	1099	52.64
07/29/16	42155	GIL10	GILLIG LLC	1100	1,143.21
07/29/16	42155	GIL10	GILLIG LLC	1106	131.09
07/29/16	42155	GIL10	GILLIG LLC	1115	1,472.86
07/29/16	42155	GIL10	GILLIG LLC	695	76.98
07/29/16	42155	GIL10	GILLIG LLC	1072 (POR-11892)	4,237.90
07/29/16	42155	GIL10	GILLIG LLC	1098 (POR-11961)	4,735.78
07/29/16	42155	GIL10	GILLIG LLC	641	-713.47
07/29/16	42155	GIL10	GILLIG LLC	877	-1,223.81
07/29/16	42155	GIL10	GILLIG LLC	891	-351.07
07/29/16	42156	GOO1S	GOODYEAR TIRE - RUBBER CO	TIRE LEASE & SERVICE CONTRACT FY17	70.00
07/29/16	42156	GOO1S	GOODYEAR TIRE - RUBBER CO	TIRE LEASE & SERVICE CONTRACT FY17	547.03
07/29/16	42159	GRA30	GRAINGER	SHOP/MAINT SUPPLIES	113.94
07/29/16	42159	GRA30	GRAINGER	SHOP/MAINT SUPPLIES	99.46
07/29/16	42159	GRA30	GRAINGER	SHOP/MAINT SUPPLIES	213.18
07/29/16	42159	GRA30	GRAINGER	SHOP/MAINT SUPPLIES	396.33
07/29/16	42159	GRA30	GRAINGER	SHOP/MAINT SUPPLIES	499.50
07/29/16	42159	GRA30	GRAINGER	SHOP/MAINT SUPPLIES	499.50
07/29/16	42159	GRA30	GRAINGER	SHOP/MAINT SUPPLIES	529.18
07/29/16	42159	GRA30	GRAINGER	SHOP/MAINT SUPPLIES	529.18
07/29/16	42159	GRA30	GRAINGER	SHOP/MAINT SUPPLIES FY17	18.29
07/29/16	42159	GRA30	GRAINGER	SHOP/MAINT SUPPLIES FY17	74.47
07/29/16	42159	GRA30	GRAINGER	SHOP/MAINT SUPPLIES FY17	7.91
07/29/16	42159	GRA30	GRAINGER	SHOP/MAINT SUPPLIES FY17	28.19
07/29/16	42159	GRA30	GRAINGER	SHOP/MAINT SUPPLIES FY17	14.71
07/29/16	42159	GRA30	GRAINGER	SHOP/MAINT SUPPLIES FY17	11.65
07/29/16	42159	GRA30	GRAINGER	SHOP/MAINT SUPPLIES FY17	36.01
07/29/16	42159	GRA30	GRAINGER	SHOP/MAINT SUPPLIES FY17	14.02
07/29/16	42159	GRA30	GRAINGER	SHOP/MAINT SUPPLIES FY17	1.00
07/29/16	42159	GRA30	GRAINGER	SHOP/MAINT SUPPLIES FY17	5.43
07/29/16	42159	GRA30	GRAINGER	SHOP/MAINT SUPPLIES FY17	111.24
07/29/16	42159	GRA30	GRAINGER	SHOP/MAINT SUPPLIES	-139.05

**Board Report**

MONTEREY - SALINAS TRANSIT

August 30, 2016 2:46 PM

Page 17

ADAWSON

Check Date	Check No.	No.	Name	Description	Amount (\$)
07/29/16	42159	GRA30	GRAINGER	SHOP/MAINT SUPPLIES	60.04
07/29/16	42159	GRA30	GRAINGER	SHOP/MAINT SUPPLIES	5.43
07/29/16	42159	GRA30	GRAINGER	SHOP/MAINT SUPPLIES FY17	10.87
07/29/16	42159	GRA30	GRAINGER	SHOP/MAINT SUPPLIES FY17	216.06
07/29/16	42159	GRA30	GRAINGER	SHOP/MAINT SUPPLIES FY17	589.53
07/29/16	42159	GRA30	GRAINGER	SHOP/MAINT SUPPLIES	-18.77
07/29/16	42160	GRE60	GREENWASTE RECOVERY, INC.	MTX WASTE DISPOSAL	232.30
07/29/16	42161	HOL31	HOLT DIST. & CLEAN AIR FILTER CO.	742	171.79
07/29/16	42162	ICM10	ICMA RETIREMENT TRUST-457	EE CONTRIBUTIONS	2,036.53
07/29/16	42163	IMA20	IMAGE X	PRINTING SEE SOMETHING SAY SOMETHING	320.44
07/29/16	42163	IMA20	IMAGE X	PRINTING MST & AQUARIUM DIRECT TROLLE	2,140.27
07/29/16	42164	IMP10	IMPERIAL SUPPLIES LLC	SHOP SUPPLIES	186.36
07/29/16	42164	IMP10	IMPERIAL SUPPLIES LLC	SHOP SUPPLIES	129.43
07/29/16	42164	IMP10	IMPERIAL SUPPLIES LLC	SHOP SUPPLIES FY16	251.74
07/29/16	42164	IMP10	IMPERIAL SUPPLIES LLC	SHOP SUPPLIES FY16	172.10
07/29/16	42164	IMP10	IMPERIAL SUPPLIES LLC	SHOP SUPPLIES FY16	156.06
07/29/16	42164	IMP10	IMPERIAL SUPPLIES LLC	SHOP SUPPLIES FY17	24.71
07/29/16	42165	INT10	INTEGRITY PRINTING SERVICE	PRINTING GENERAL ACCT CHECKS	533.35
07/29/16	42166	INT80	INTERSTATE BATTERY SYSTEM	Trolley #1901 battery	208.45
07/29/16	42166	INT80	INTERSTATE BATTERY SYSTEM	750	358.30
07/29/16	42167	KEL20	KELLY-MOORE PAINT CO	PAINT SUPPLIES	67.01
07/29/16	42167	KEL20	KELLY-MOORE PAINT CO	PAINT SUPPLIES	24.91
07/29/16	42168	KEVALL	KEVIN ALLSHOUSE	REIMBURSEMENT	32.57
07/29/16	42169	KIN10	KING CITY RUSTLER	ANNUAL SUBSCRIPTION 7/11/16-7/11/17	49.70
07/29/16	42170	KON10	KONICA MINOLTA PREMIER FINANCE	LAB COPIER LEASE	80.37
07/29/16	42171	LAN10	LANGUAGE LINE SERVICES	OVER THE PHONE INTERPRETATION	100.02
07/29/16	42172	TWI1S	LUMINATOR HOLDING LP	6	229.82
07/29/16	42173	MAR27	MARINA COAST WATER DIST	WATER SERVICE/MTX	315.53
07/29/16	42174	MAT60	MATTHEWS SWEEPING SERV	GROUPS MAINT - JULY 2016	138.00
07/29/16	42175	MCI2S	MCI SERVICE PARTS INC	1061	86.66
07/29/16	42175	MCI2S	MCI SERVICE PARTS INC	1055	68.54
07/29/16	42175	MCI2S	MCI SERVICE PARTS INC	1029	96.06
07/29/16	42175	MCI2S	MCI SERVICE PARTS INC	981	-58.13
07/29/16	42175	MCI2S	MCI SERVICE PARTS INC	VEHICLE MAINT PARTS	342.47
07/29/16	42175	MCI2S	MCI SERVICE PARTS INC	VEHICLE MAINT PARTS	-88.56
07/29/16	42176	MES10	MEDICAL EYE SERVICES, INC.	VISION INSURANCE-AUGUST	2,788.98
07/29/16	42177	MET01	METLIFE SMALL BUSINESS CENTER	DENTAL/LIFE KM05912873-AUGUST	23,324.74
07/29/16	42178	MON23	MONTEREY BAY URGENT CARE	PHYSICAL EXAMS FY16 - ALEXANDER, S	80.00
07/29/16	42178	MON23	MONTEREY BAY URGENT CARE	PHYSICAL EXAMS FY16 - MC CALLON	80.00
07/29/16	42178	MON23	MONTEREY BAY URGENT CARE	PHYSICAL EXAMS FY16 -KIRK, C	110.00
07/29/16	42178	MON23	MONTEREY BAY URGENT CARE	PHYSICAL EXAMS FY17- CULP	80.00
07/29/16	42178	MON23	MONTEREY BAY URGENT CARE	PHYSICAL EXAMS FY17- ROEDER, S	80.00
07/29/16	42179	MON11	MONTEREY CITY DISPOSAL	WASTE DISPOSAL SERVICES/TDA	797.63
07/29/16	42180	MON38	MONTEREY COUNTY SHERIFF	GARNISH/2091	132.00
07/29/16	42181	MON50	MONTEREY REGIONAL WASTE	WASTE DISPOSAL	48.00
07/29/16	42182	MON53	MONTEREY SIGNS INC.	FRANK J. LICHTANSKI PLAQUES FOR LAB	553.81
07/29/16	42183	MOO40	MOORE & ASSOCIATES INC.	RIDER & NON-RIDER PRESENTION (CONT'D)	949.55
07/29/16	42184	MVT11	MV TRANSPORTATION INC.	CONTRACT TRANSPORTATION-JUN	578,369.89

**Board Report**

MONTEREY - SALINAS TRANSIT

August 30, 2016 2:46 PM

Page 18

ADAWSON

Check Date	Check No.	No.	Name	Description	Amount (\$)
07/29/16	42184	MVT11	MV TRANSPORTATION INC.	FAREBOX-JUNE	-19,975.21
07/29/16	42184	MVT11	MV TRANSPORTATION INC.	LIQUIDATED DAMAGES JUNE 2016	-150.00
07/29/16	42184	MVT11	MV TRANSPORTATION INC.	CREDIT-SOUTH COUNTY WIRELESS	-136.68
07/29/16	42185	NAP10	NAPA AUTO PARTS OF SALINAS	768	60.13
07/29/16	42185	NAP10	NAPA AUTO PARTS OF SALINAS	761	12.03
07/29/16	42185	NAP10	NAPA AUTO PARTS OF SALINAS	721	236.80
07/29/16	42185	NAP10	NAPA AUTO PARTS OF SALINAS	VEHICLE MAINT SUPPLIES	28.93
07/29/16	42185	NAP10	NAPA AUTO PARTS OF SALINAS	761	12.03
07/29/16	42185	NAP10	NAPA AUTO PARTS OF SALINAS	727	24.05
07/29/16	42185	NAP10	NAPA AUTO PARTS OF SALINAS	720	-19.64
07/29/16	42185	NAP10	NAPA AUTO PARTS OF SALINAS	VEHICLE MAINT SUPPLIES	24.05
07/29/16	42185	NAP10	NAPA AUTO PARTS OF SALINAS	VEHICLE MAINT SUPPLIES	1.82
07/29/16	42185	NAP10	NAPA AUTO PARTS OF SALINAS	VEHICLE MAINT SUPPLIES	19.56
07/29/16	42186	NEV15	NEVTEC		2,625.00
07/29/16	42186	NEV15	NEVTEC	POR-12018	525.00
07/29/16	42187	NIC20	NICHOLSON PETROLEUM	EQUIP MAINT - CJW JUNE 2016	80.00
07/29/16	42187	NIC20	NICHOLSON PETROLEUM	EQUIP MAINT -TDA JUNE 2016	80.00
07/29/16	42188	NORCAL	NORCAL KENWORTH SERVICE	1017	1,158.16
07/29/16	42188	NORCAL	NORCAL KENWORTH SERVICE	939	3,431.08
07/29/16	42188	NORCAL	NORCAL KENWORTH SERVICE	939	-2,787.71
07/29/16	42188	NORCAL	NORCAL KENWORTH SERVICE	1065	941.69
07/29/16	42188	NORCAL	NORCAL KENWORTH SERVICE	1065	162.52
07/29/16	42188	NORCAL	NORCAL KENWORTH SERVICE	1017	202.91
07/29/16	42189	NOR05	NOREX, INC.	Renewal 08/01/16-07/31/17	2,770.00
07/29/16	42190	OKL10	OKLAHOMA DEPT OF HUMAN SVCS	GARNISH/2132	165.36
07/29/16	42191	PAC20	PACIFIC GAS AND ELECTRIC CO	UTILITIES	24.52
07/29/16	42192	PAC60	PACIFIC TRUCK PARTS INC	726	444.23
07/29/16	42192	PAC60	PACIFIC TRUCK PARTS INC	733	140.48
07/29/16	42192	PAC60	PACIFIC TRUCK PARTS INC	744	50.61
07/29/16	42193	PAC80	PACIFIC WEST WATER	WATER DISPENSER RENTAL	600.17
07/29/16	42193	PAC80	PACIFIC WEST WATER	WATER DISPENSER RENTAL	194.97
07/29/16	42194	PEN05	PBI	OFFICE FURNITURE	999.35
07/29/16	42194	PEN05	PBI	OFFICE FURNITURE	59,802.17
07/29/16	42195	PCP10	PC PEOPLE	COMPUTER SUPPLIES	3,094.73
07/29/16	42195	PCP10	PC PEOPLE	COMPUTER SUPPLIES	187.50
07/29/16	42195	PCP10	PC PEOPLE	COMPUTER SUPPLIES	250.00
07/29/16	42195	PCP10	PC PEOPLE	COMPUTER SUPPLIES	3,772.55
07/29/16	42195	PCP10	PC PEOPLE	Hp Mini Desktop (3)	1,560.94
07/29/16	42196	PIN30	PINNACLE HEATHCARE HOLLISTER	PHYSICAL EXAMS -VILLARREAL	55.00
07/29/16	42196	PIN30	PINNACLE HEATHCARE HOLLISTER	PHYSICAL EXAMS -HERNANDEZ, H	55.00
07/29/16	42197	PIT20	PITNEY BOWES	SUPPLIES / METER RENTAL	400.00
07/29/16	42198	POT30	POTTER'S ELECTRONICS	COMPUTER SUPPLIES	52.14
07/29/16	42198	POT30	POTTER'S ELECTRONICS	COMPUTER SUPPLIES	7.06
07/29/16	42198	POT30	POTTER'S ELECTRONICS	MISC SUPPLIES	61.70
07/29/16	42199	PRE30	PREMIUM AUTO PARTS INC.	VEHICLE MAINT PARTS/SHOP SUPPLIES FY1	215.08
07/29/16	42199	PRE30	PREMIUM AUTO PARTS INC.	VEHICLE MAINT PARTS/SHOP SUPPLIES FY1	133.28
07/29/16	42199	PRE30	PREMIUM AUTO PARTS INC.	VEHICLE MAINT PARTS/SHOP SUPPLIES FY1	24.22
07/29/16	42199	PRE30	PREMIUM AUTO PARTS INC.	VEHICLE MAINT PARTS/SHOP SUPPLIES FY1	57.05

## Board Report

MONTEREY - SALINAS TRANSIT

August 30, 2016 2:46 PM

Page 19

ADAWSON

Check Date	Check No.	No.	Name	Description	Amount (\$)
07/29/16	42199	PRE30	PREMIUM AUTO PARTS INC.	VEHICLE MAINT PARTS/SHOP SUPPLIES FY1	106.89
07/29/16	42199	PRE30	PREMIUM AUTO PARTS INC.	VEHICLE MAINT PARTS/SHOP SUPPLIES FY1	33.76
07/29/16	42199	PRE30	PREMIUM AUTO PARTS INC.	VEHICLE MAINT PARTS/SHOP SUPPLIES FY1	21.64
07/29/16	42199	PRE30	PREMIUM AUTO PARTS INC.	VEHICLE MAINT PARTS/SHOP SUPPLIES FY1	9.48
07/29/16	42200	PRO20	PROMO DIRECT	SMALL LOGO KRAFT BAGS & BIC ROLLER PE	1,357.00
07/29/16	42201	QUA10	QUALITY WATER ENTERPRISES	DRINKING WATER SERVICE	38.40
07/29/16	42202	TUN10	RANDY TUNNELL PHOTOGRAPHY	CAROLYN HARDY BOARD PORTRAIT	195.00
07/29/16	42203	REC10	RECYCLE DESIGN, INC.	BENCH SEATS FOR BUS TRANSIT JAZZ	5,678.00
07/29/16	42204	RED20	RED WING SHOE STORE	SAFETY BOOTS FY17 - MANSFIELD, J	175.00
07/29/16	42205	SAF1S	SAFETY-KLEEN CORP	HAZARDOUS WASTE DISPOSAL/PARTS CLE	495.43
07/29/16	42205	SAF1S	SAFETY-KLEEN CORP	SOLVENT CLEANER SERVICE	150.19
07/29/16	42206	SALTOY	SALINAS TOYOTA SCION HYUNDAI	SUPPORT VEHICLE PM unit 55	356.01
07/29/16	42206	SALTOY	SALINAS TOYOTA SCION HYUNDAI	SUPPORT VEHICLE MAINTENANCE 70	88.55
07/29/16	42207	SAL50	SALINAS VALLEY FORD SLS	732	15.26
07/29/16	42208	SAL45	SALINAS VALLEY MEMORIAL HEALTHCA	CPR- Melissa, Sally, Pete	225.00
07/29/16	42209	COA50	SC FUELS	DIESEL	13,122.94
07/29/16	42209	COA50	SC FUELS	DIESEL	13,436.36
07/29/16	42209	COA50	SC FUELS	DIESEL	13,433.55
07/29/16	42209	COA50	SC FUELS	DIESEL	14,025.35
07/29/16	42210	COA51	SC FUELS	FUEL-SHIP TO MV	6,390.22
07/29/16	42210	COA51	SC FUELS	FUEL-SHIP TO MV	8,401.64
07/29/16	42210	COA51	SC FUELS	FUEL-SHIP TO MV	5,334.27
07/29/16	42211	SCF10	SC FUELS	FUEL	1,322.41
07/29/16	42211	SCF10	SC FUELS	FUEL	519.78
07/29/16	42211	SCF10	SC FUELS	FUEL	1,319.56
07/29/16	42212	SIG10	SIGN WORKS	SIGNAGE	512.71
07/29/16	42212	SIG10	SIGN WORKS	ETCHMARK FROSTED VINYL FOR LAB SUITE	176.47
07/29/16	42213	SNO80	SNOW WHITE CUSTODIAL SRV	JANITORIAL SERVICES MAY 2016	14,735.00
07/29/16	42214	SNO80	SNOW WHITE CUSTODIAL SRV	JANITORIAL SERVICES JUNE 2016	14,735.00
07/29/16	42215	SPE10	SPECTRUM AUTO	FY16 PAINTING OF BUSES - #2014	1,622.93
07/29/16	42215	SPE10	SPECTRUM AUTO	Bus 1901	877.25
07/29/16	42215	SPE10	SPECTRUM AUTO		90.00
07/29/16	42216	SPO1S	SPORTWORKS NORTHWEST INC	1035	334.31
07/29/16	42217	SPR20	SPRINGBOARD	TEMPORARY MST-BRANDED SIGNAGE FOR L	597.76
07/29/16	42218	SAL35	SSB CONSTRUCTION	EQUIPMENT MAINT/REPAIRS	3,044.77
07/29/16	42219	STA2S	STAPLES ADVANTAGE	OFFICE SUPPLIES FY2017	98.37
07/29/16	42219	STA2S	STAPLES ADVANTAGE	OFFICE SUPPLIES FY2017	160.55
07/29/16	42219	STA2S	STAPLES ADVANTAGE	OFFICE SUPPLIES FY2017	702.04
07/29/16	42219	STA2S	STAPLES ADVANTAGE	OFFICE SUPPLIES FY2017	24.49
07/29/16	42219	STA2S	STAPLES ADVANTAGE	OFFICE SUPPLIES FY2017	24.49
07/29/16	42219	STA2S	STAPLES ADVANTAGE	OFFICE SUPPLIES FY16	931.97
07/29/16	42219	STA2S	STAPLES ADVANTAGE	OFFICE SUPPLIES FY16	445.55
07/29/16	42220	SUP20	SUPPORT PAYMENT CLEARINGHOUSE	GARNISH/2324	260.01
07/29/16	42221	TAR10	TARGET PEST CONTROL, INC.	PEST CONTROL	40.00
07/29/16	42222	TES10	TESSCO, INC.		220.11
07/29/16	42223	SHE10	THE SHERWIN-WILLIAMS CO	PAINTING SUPPLIES	39.94
07/29/16	42224	THE70	THERMO KING OF SALINAS IN	1723 clutch assy and comp seal	2,993.22
07/29/16	42225	TIM20	TIMS GARDENING SERVICE	LANDSCAPING SERVICES	180.00

**Board Report**

MONTEREY - SALINAS TRANSIT

August 30, 2016 2:46 PM

Page 20

ADAWSON

Check Date	Check No.	No.	Name	Description	Amount (\$)
07/29/16	42226	TIM20	TIMS GARDENING SERVICE	LANDSCAPING SERVICES	1,650.00
07/29/16	42227	WEB25	TRANSIT INFORMATION PRODUCTS	RIDERS GUIDE CHANGES 6/18/16	101.84
07/29/16	42227	WEB25	TRANSIT INFORMATION PRODUCTS	BUS STOP FLAG FIXES	1,477.83
07/29/16	42227	WEB25	TRANSIT INFORMATION PRODUCTS	RIDERS GUIDE CHANGES 05/28/16	3,631.12
07/29/16	42228	TRA35	TRANSPARENT GLASS COATINGS	GLASS COATINGS	196.00
07/29/16	42229	TRA80	Trapeze Software Group		2,853.72
07/29/16	42230	VAL25	VALLEY FABRICATION, INC	FABRICATE 6 RU radio mounts	1,461.48
07/29/16	42230	VAL25	VALLEY FABRICATION, INC	Fabricate radio mounts for RU68, 69, 72	330.69
07/29/16	42231	VAL20	VALLEY PACIFIC PETROLEUM	LUBRICANTS FY17	1,376.62
07/29/16	42231	VAL20	VALLEY PACIFIC PETROLEUM	LUBRICANTS FY17	7,426.43
07/29/16	42239	VAL60	VALLEY POWER SYSTEMS INC	710	8.42
07/29/16	42239	VAL60	VALLEY POWER SYSTEMS INC	664	152.29
07/29/16	42239	VAL60	VALLEY POWER SYSTEMS INC	305	90.94
07/29/16	42239	VAL60	VALLEY POWER SYSTEMS INC	540	96.71
07/29/16	42239	VAL60	VALLEY POWER SYSTEMS INC	505	49.95
07/29/16	42239	VAL60	VALLEY POWER SYSTEMS INC	778	140.71
07/29/16	42239	VAL60	VALLEY POWER SYSTEMS INC	514	148.29
07/29/16	42239	VAL60	VALLEY POWER SYSTEMS INC	513	536.68
07/29/16	42239	VAL60	VALLEY POWER SYSTEMS INC	657	11.25
07/29/16	42239	VAL60	VALLEY POWER SYSTEMS INC	513	-145.29
07/29/16	42239	VAL60	VALLEY POWER SYSTEMS INC	416	-135.78
07/29/16	42239	VAL60	VALLEY POWER SYSTEMS INC	387	-4,073.44
07/29/16	42239	VAL60	VALLEY POWER SYSTEMS INC	387	-4,073.44
07/29/16	42239	VAL60	VALLEY POWER SYSTEMS INC	484	-4,073.44
07/29/16	42239	VAL60	VALLEY POWER SYSTEMS INC	852	54.75
07/29/16	42239	VAL60	VALLEY POWER SYSTEMS INC	614	110.59
07/29/16	42239	VAL60	VALLEY POWER SYSTEMS INC	837	71.12
07/29/16	42239	VAL60	VALLEY POWER SYSTEMS INC	852	32.15
07/29/16	42239	VAL60	VALLEY POWER SYSTEMS INC	888	656.34
07/29/16	42239	VAL60	VALLEY POWER SYSTEMS INC	881	192.26
07/29/16	42239	VAL60	VALLEY POWER SYSTEMS INC	822	6.34
07/29/16	42239	VAL60	VALLEY POWER SYSTEMS INC	822	51.10
07/29/16	42239	VAL60	VALLEY POWER SYSTEMS INC	752	92.33
07/29/16	42239	VAL60	VALLEY POWER SYSTEMS INC	607	85.47
07/29/16	42239	VAL60	VALLEY POWER SYSTEMS INC	607	40.42
07/29/16	42239	VAL60	VALLEY POWER SYSTEMS INC	604	1,370.62
07/29/16	42239	VAL60	VALLEY POWER SYSTEMS INC	599	192.31
07/29/16	42239	VAL60	VALLEY POWER SYSTEMS INC	590	91.25
07/29/16	42239	VAL60	VALLEY POWER SYSTEMS INC	847	75.06
07/29/16	42239	VAL60	VALLEY POWER SYSTEMS INC	762	49.95
07/29/16	42239	VAL60	VALLEY POWER SYSTEMS INC	762	42.33
07/29/16	42239	VAL60	VALLEY POWER SYSTEMS INC	585	36.63
07/29/16	42239	VAL60	VALLEY POWER SYSTEMS INC	572	8.05
07/29/16	42239	VAL60	VALLEY POWER SYSTEMS INC	572	92.34
07/29/16	42239	VAL60	VALLEY POWER SYSTEMS INC	234	-678.91
07/29/16	42239	VAL60	VALLEY POWER SYSTEMS INC	234	-678.91
07/29/16	42239	VAL60	VALLEY POWER SYSTEMS INC	707	-723.71
07/29/16	42239	VAL60	VALLEY POWER SYSTEMS INC	296	-267.49



**Board Report**

MONTEREY - SALINAS TRANSIT

August 30, 2016 2:46 PM

Page 21

ADAWSON

Check Date	Check No.	No.	Name	Description	Amount (\$)
07/29/16	42239	VAL60	VALLEY POWER SYSTEMS INC	234	-4,477.08
07/29/16	42239	VAL60	VALLEY POWER SYSTEMS INC	234	5,159.11
07/29/16	42239	VAL60	VALLEY POWER SYSTEMS INC	234 (POR-11618)	5,162.47
07/29/16	42239	VAL60	VALLEY POWER SYSTEMS INC	658	195.90
07/29/16	42239	VAL60	VALLEY POWER SYSTEMS INC	651	96.71
07/29/16	42239	VAL60	VALLEY POWER SYSTEMS INC	954	72.97
07/29/16	42239	VAL60	VALLEY POWER SYSTEMS INC	916	69.61
07/29/16	42239	VAL60	VALLEY POWER SYSTEMS INC	632	96.71
07/29/16	42239	VAL60	VALLEY POWER SYSTEMS INC	337	520.85
07/29/16	42239	VAL60	VALLEY POWER SYSTEMS INC	983	203.11
07/29/16	42239	VAL60	VALLEY POWER SYSTEMS INC	991	147.99
07/29/16	42239	VAL60	VALLEY POWER SYSTEMS INC	668	96.71
07/29/16	42239	VAL60	VALLEY POWER SYSTEMS INC	688	214.17
07/29/16	42239	VAL60	VALLEY POWER SYSTEMS INC	604	-135.78
07/29/16	42239	VAL60	VALLEY POWER SYSTEMS INC	888	-145.29
07/29/16	42239	VAL60	VALLEY POWER SYSTEMS INC	989	25.37
07/29/16	42239	VAL60	VALLEY POWER SYSTEMS INC	284	1,169.70
07/29/16	42239	VAL60	VALLEY POWER SYSTEMS INC	248	1.88
07/29/16	42239	VAL60	VALLEY POWER SYSTEMS INC	248	89.53
07/29/16	42239	VAL60	VALLEY POWER SYSTEMS INC	211	49.91
07/29/16	42239	VAL60	VALLEY POWER SYSTEMS INC	738	91.25
07/29/16	42239	VAL60	VALLEY POWER SYSTEMS INC	1108	8.08
07/29/16	42239	VAL60	VALLEY POWER SYSTEMS INC	1108	41.23
07/29/16	42239	VAL60	VALLEY POWER SYSTEMS INC	1096	262.09
07/29/16	42239	VAL60	VALLEY POWER SYSTEMS INC	759	67.25
07/29/16	42239	VAL60	VALLEY POWER SYSTEMS INC	740	72.74
07/29/16	42239	VAL60	VALLEY POWER SYSTEMS INC	755	79.72
07/29/16	42239	VAL60	VALLEY POWER SYSTEMS INC	694	77.06
07/29/16	42239	VAL60	VALLEY POWER SYSTEMS INC	1047	97.56
07/29/16	42239	VAL60	VALLEY POWER SYSTEMS INC	1020	260.50
07/29/16	42239	VAL60	VALLEY POWER SYSTEMS INC	706	348.33
07/29/16	42239	VAL60	VALLEY POWER SYSTEMS INC	693	1,204.04
07/29/16	42239	VAL60	VALLEY POWER SYSTEMS INC	1081	171.93
07/29/16	42239	VAL60	VALLEY POWER SYSTEMS INC	711	89.49
07/29/16	42239	VAL60	VALLEY POWER SYSTEMS INC	693	-534.98
07/29/16	42239	VAL60	VALLEY POWER SYSTEMS INC	VEHICLE MAINT PARTS	-581.02
07/29/16	42239	VAL60	VALLEY POWER SYSTEMS INC	VEHICLE MAINT PARTS	-1,193.01
07/29/16	42239	VAL60	VALLEY POWER SYSTEMS INC	1014	5,051.69
07/29/16	42240	VER40	VERIZON WIRELESS	WIRELESS SERVICE	205.44
07/29/16	42240	VER40	VERIZON WIRELESS	WIRELESS SERVICE	54.04
07/29/16	42241	VIC10	VICTORY TOYOTA/ LEXUS MONTEREY P	SUPPORT VEHICLE MAINTENANCE ru51	93.22
07/29/16	42241	VIC10	VICTORY TOYOTA/ LEXUS MONTEREY P	SUPPORT VEHICLE MAINTENANCE ru63	93.22
07/29/16	42241	VIC10	VICTORY TOYOTA/ LEXUS MONTEREY P	SUPPORT VEHICLE MAINTENANCE	619.69
07/29/16	42241	VIC10	VICTORY TOYOTA/ LEXUS MONTEREY P	RU65 PM	197.74
07/29/16	42242	WAL40	WALD, RUHNKE & DOST	ARCHITECTURAL SVC-19 UPPER RAGS	5,090.75
07/29/16	42243	WAS20	WASHINGTON STATE SUPPORT	GARNISH/2070	113.07
07/29/16	42244	WHI10	WHITSON ENGINEERS	BUS STOP SHELTER WORK	2,752.26
07/29/16	42244	WHI10	WHITSON ENGINEERS	CIVIL ENGINEERING FY17	2,794.26

**Board Report**

MONTEREY - SALINAS TRANSIT

August 30, 2016 2:46 PM

Page 22

ADAWSON

Check Date	Check No.	No.	Name	Description	Amount (\$)
07/29/16	42245	WIL40	WILLIAMSON BODY AND PAINT	PHYS DAMAGE/BUS REPAIRS 1804	493.50
07/29/16	42246	WOR55	WORK WORLD AMERICA INC	SAFETY BOOTS FOR MIKE ANTHONY	163.67
07/29/16	42246	WOR55	WORK WORLD AMERICA INC	SAFETY BOOTS HONESTO COSTALES	174.58
					<hr/> 1,532,931.31
07/29/16	42247	CEN25	CENTRAL COAST CAB	JUNE 2016	2,870.00
07/29/16	42248	SAL91	SALINAS YELLOW CAB CO, LLC	MAY 2016	22,680.00
					<hr/> 25,550.00
<b>Grand Total</b>					<hr/> <b>2,767,293.62</b> <hr/>