

To: Board of Directors
From: C. Sedoryk, General Manager/CEO
Subject: Monthly Report – August 2016

Attached is a summary of monthly performance statistics for the Transportation, Maintenance, and Administration departments for August 2016 (Attachments 1-4).

On August 24 - 25 I travelled to Washington DC to meet with staff of Congressman Sam Farr and to attend a meeting of the American Public Transit Association executive committee.

Attachment #1 – Dashboard Performance Statistics

Attachment #2 – Operations Dept. Report – August 2015

Attachment #3 – Facilities & Maintenance Dept. Report – August 2015

Attachment #4 – Administration Dept. Report – August 2015

A complete detail of Monthly Performance Statistics can be viewed within the GM Report at <http://www.mst.org/about-mst/board-of-directors/board-meetings/>

Prepared by: 

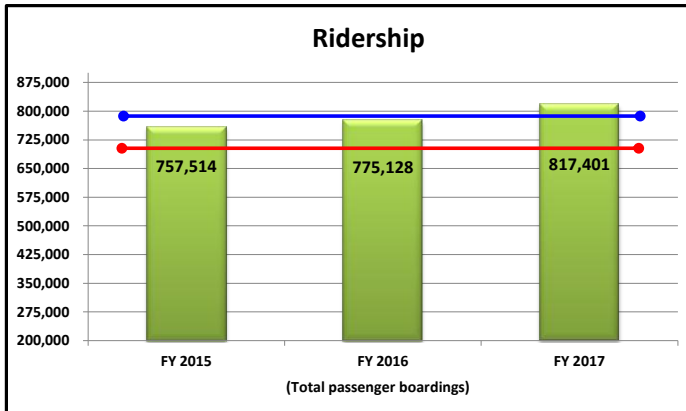
Blank Page

MST Fixed Route

YTD Dashboard Performance Comparative Statistics

Months of July - August

Fiscal Years 2015-2017

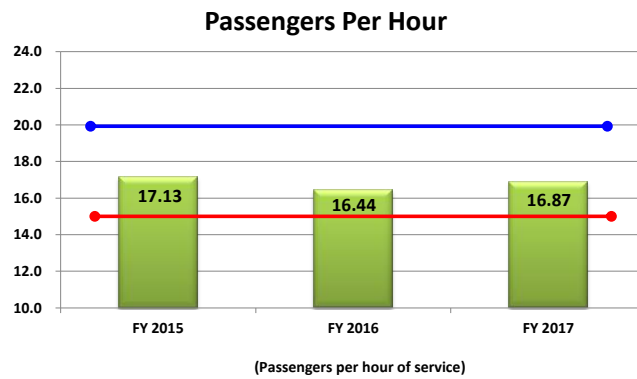


Goal = 790,631 passengers

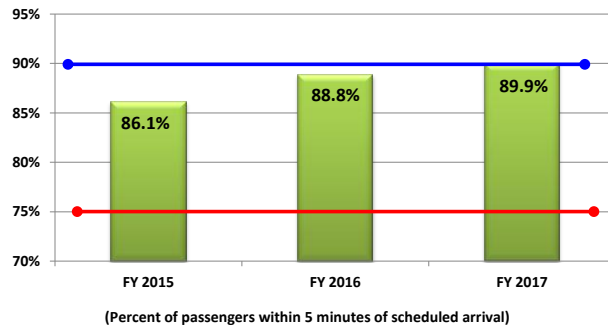
Minimum = 697,615 passengers

Goal = 20 passengers p/h

Minimum = 15 passengers p/h



On Time Performance

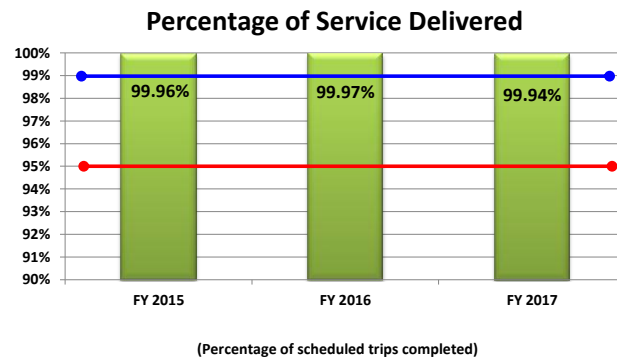


Goal = 90% on time

Minimum = 75% on time

Goal = 99% completed

Minimum = 95% completed

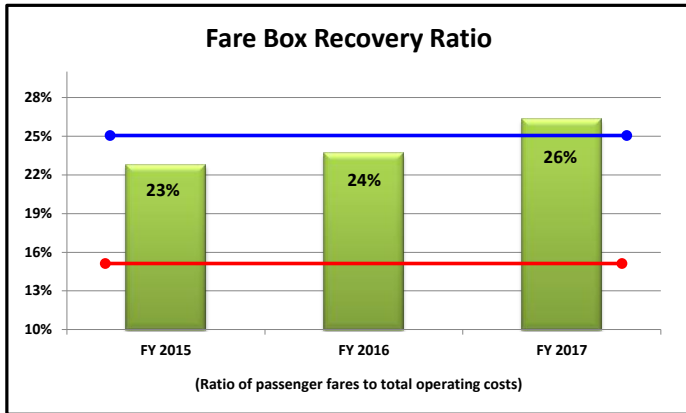


MST Fixed Route

YTD Dashboard Performance Comparative Statistics

Months of July - August

Fiscal Years 2015-2017

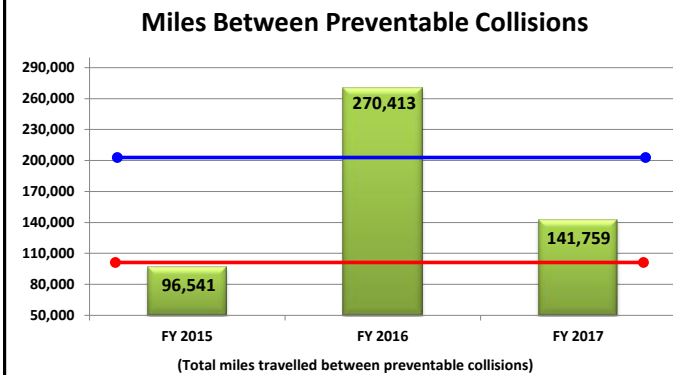
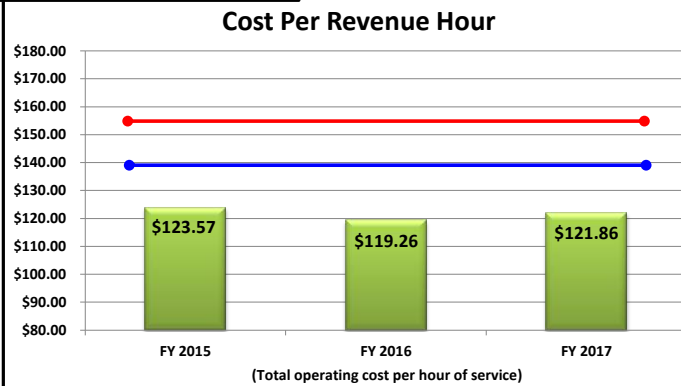


Goal = 25%

Minimum = 15%

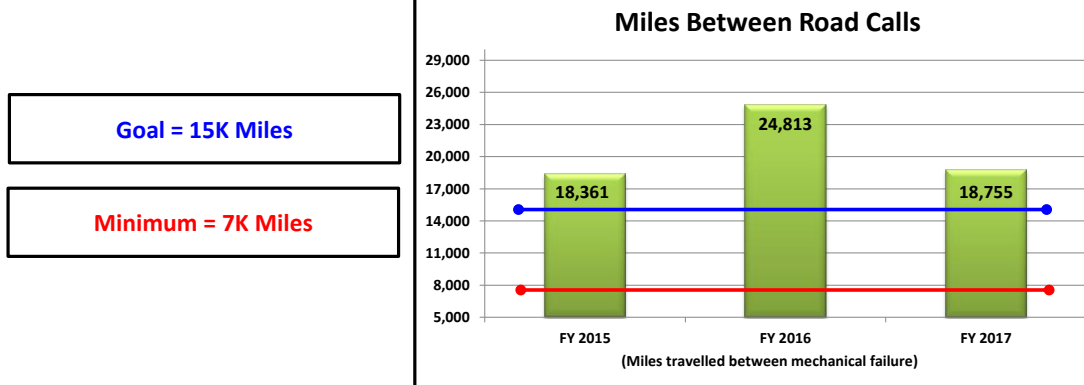
Maximum = \$153.28 per RH

Goal = \$139.35 per RH



Goal = 200K Miles

Minimum = 100K Miles



Goal = 15K Miles

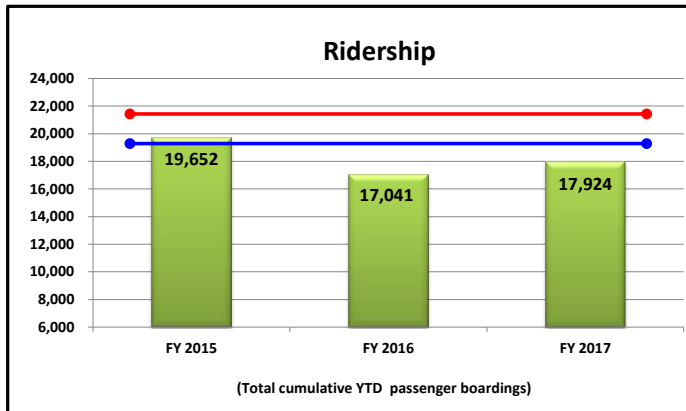
Minimum = 7K Miles

MST RIDES

YTD Dashboard Performance Comparative Statistics

Months of July - August

Fiscal Years 2015-2017

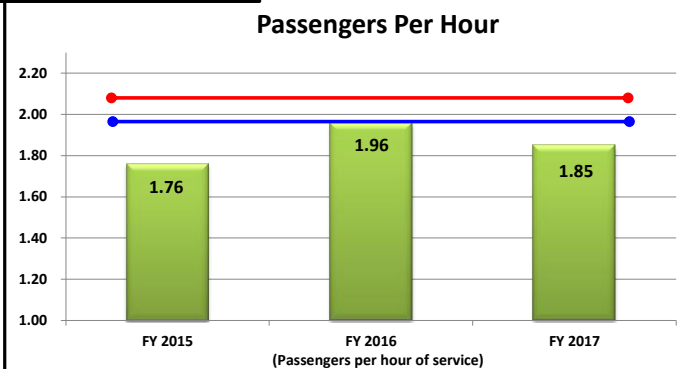


Goal = 19,530 passengers

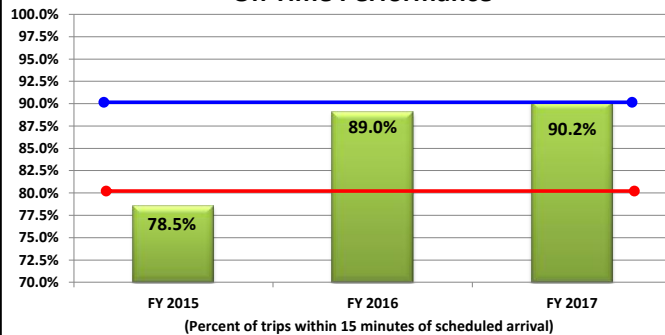
Maximum = 21,483 passengers

Goal = 1.87 passengers p/h

Maximum = 2.06 passengers p/h



On Time Performance

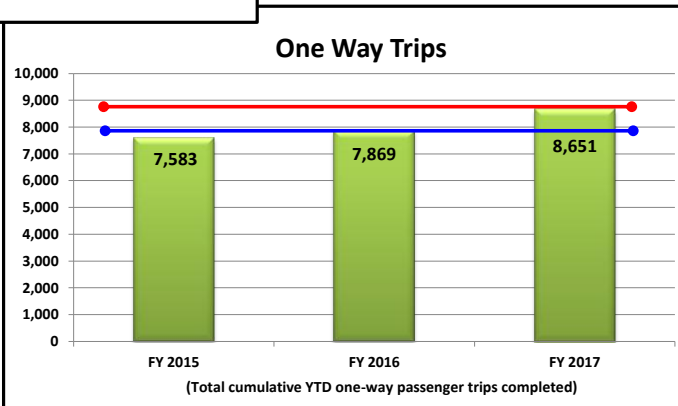


Goal = 90% on time

Minimum = 80% on time

Maximum = 8,723 one-way trips

Goal = 7,930 one-way trips

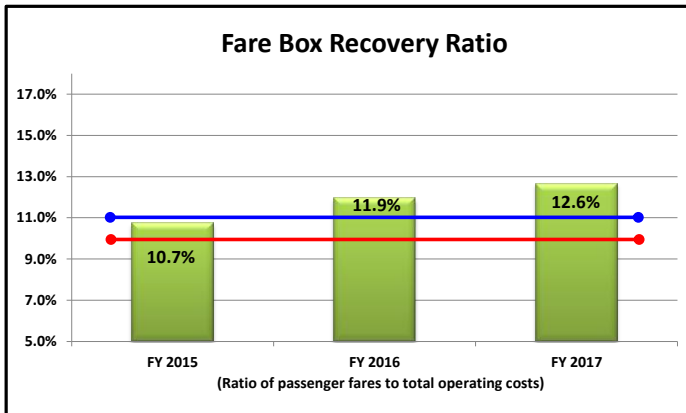


MST RIDES

YTD Dashboard Performance Comparative Statistics

Months of July - August

Fiscal Years 2015-2017

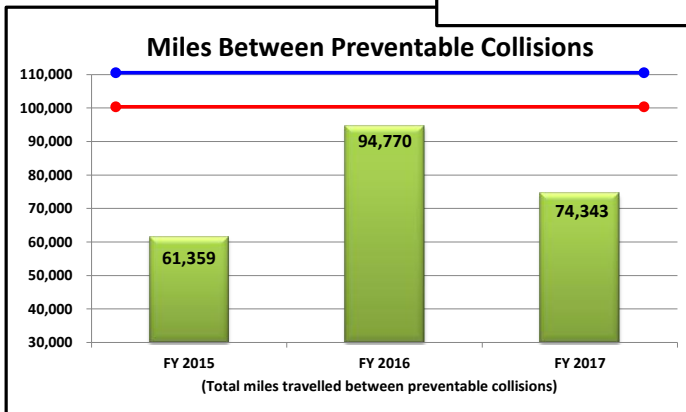
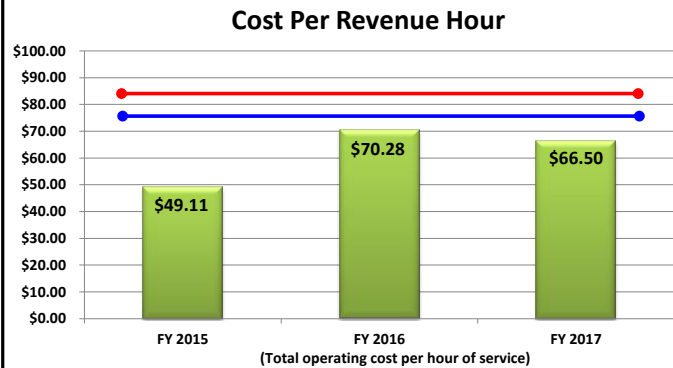


Goal = 11%

Minimum = 10%

Goal = \$75.12

Maximum = \$82.63

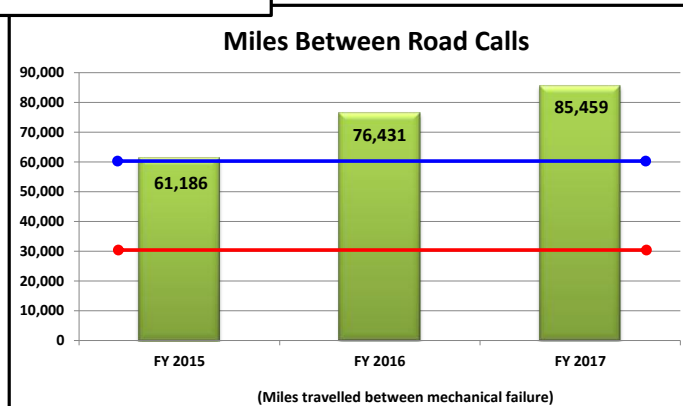


Goal = 110K Miles

Minimum = 100K Miles

Goal = 60,000 miles

Minimum = 30,000 miles

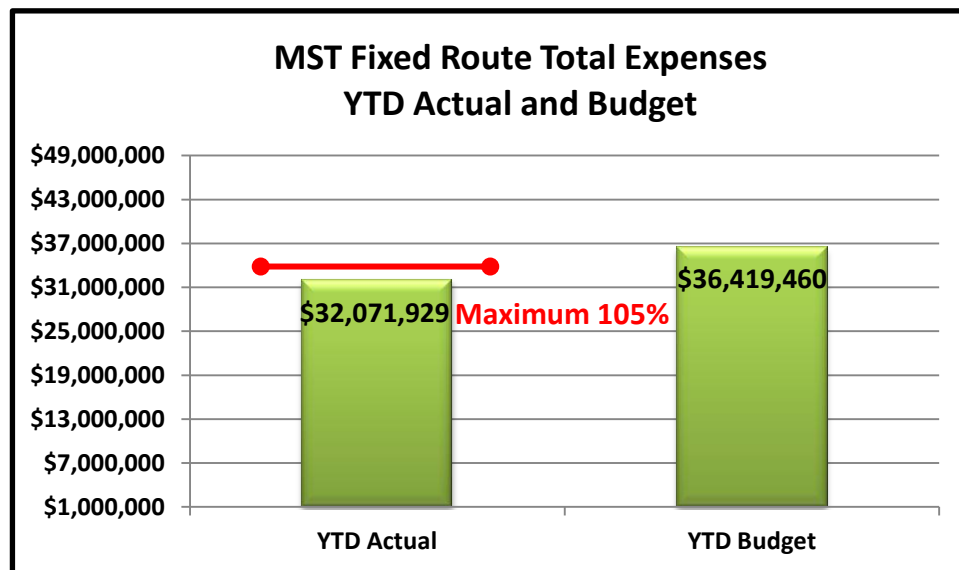
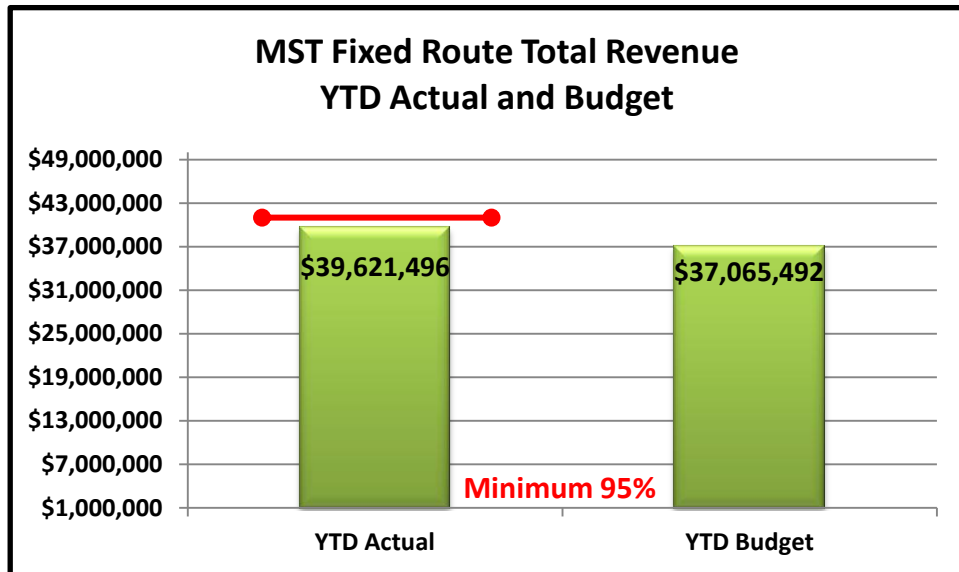


MST Fixed Route

Financial Performance Comparative Statistics

July - August

Fiscal Year 2017

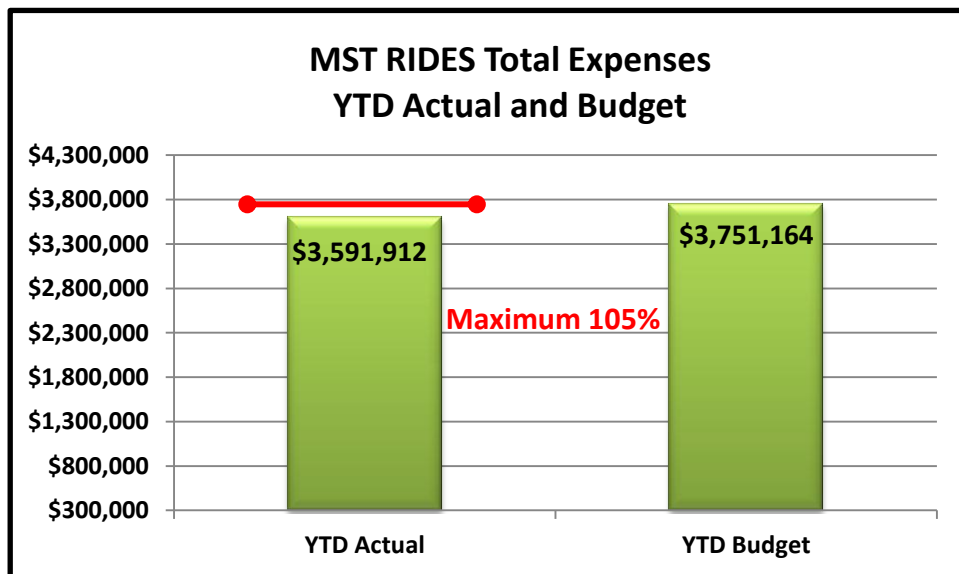
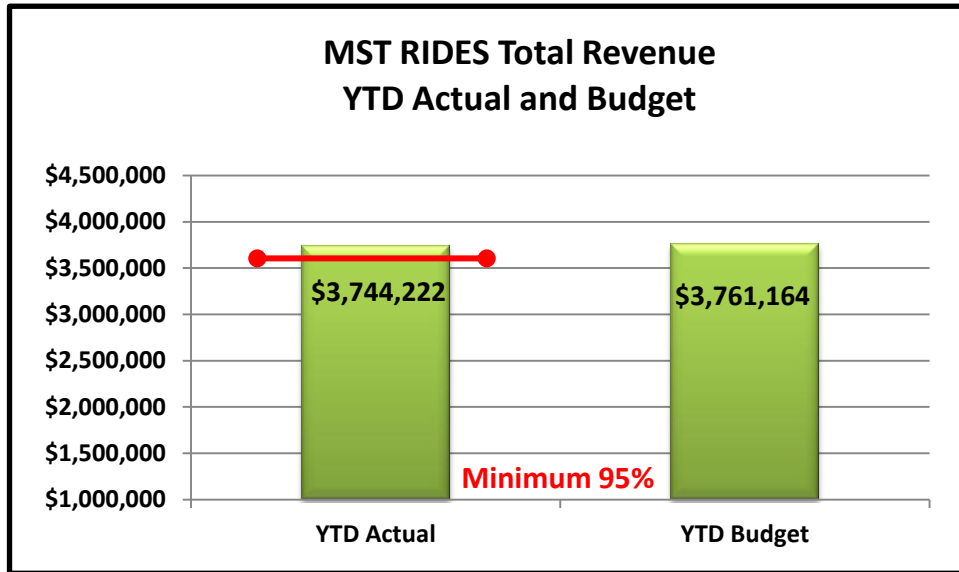


MST RIDES

Financial Performance Comparative Statistics

July - August

Fiscal Year 2017



ATTACHMENT 2

September 27, 2016

To: Mike Hernandez, Assistant General Manager / C.O.O.

From: Robert Weber, Director - Transportation Services

Cc: MST Board of Directors

Subject: **Transportation Department Monthly Report – August 2016**

FIXED ROUTE BUS OPERATIONS:

System Wide Service: (Fixed Route & On Call Services):

Preliminary boarding statistics indicate that ridership increased by 6.36% in August 2016, (426,452), as compared to August 2015, (400,933). Fiscal year to date – passenger boardings have increased by 5.45% as compared to the same period last year.

Productivity increased from August of last year (16.6) to 17.1 passengers per hour for August of this year.

Supplemental / Special Services:

August 27-28: MST provided special shuttle services for the Annual West End Celebration in Sand City transporting 187 passengers during this two day event.

System Wide Statistics:

- Ridership: 426,452
- Vehicle Revenue Hours: 24,873
- Vehicle Revenue Miles: 398,098
- System Productivity: 17.1 Passengers Per Vehicle Revenue Hour
- One-Way Trips Provided: 35,063

Time Point Adherence: Of 132,425 total time-point crossings sampled for the month of August, the TransitMaster™ system recorded 20,467 delayed arrivals to MST's published time-points system-wide. This denotes that **84.45%** of all scheduled arrivals at published time-points were on time. (See *MST Fixed-Route Bus ~ On Time Compliance Chart FY 2016.*)

Service arriving later than **5** minutes beyond the published time point is considered late. The on-time compliance chart, (attached), reflects system wide “on-time performance” as a percentage to the total number of reported time-point crossings.

Cancelled Trips: As listed below, there were a total of fourteen (14) cancelled trips for the month of August for both directly operated and contracted services:

Total Trips Provided: 35,063			
Category	MST	MV	%
Detour / Road Closure	0	2	14.29%
Equipment Shortage	1	0	7.14%
Employee Shortage	2	0	14.29%
Mechanical Failure	0	1	7.14%
Traffic	4	1	35.71%
Passenger Problem	3	0	21.43%
Totals	10	4	100.00%

Documented Occurrences: MST Coach Operators are required to complete an occurrence report for any unusual incident that occurs during their work day. The information provided within these reports is used to identify trends, which often drive changes in policy or standard operating procedures. The following is a comparative summary of reported incidents for the month(s) of August 2015 and 2016:

Occurrence Type	August-15	August-16
Collision: MST Involved	8	9
Employee Injury	0	1
Medical Emergency	3	3
Object Hits Coach	0	
Passenger Conflict	5	10
Passenger Fall	1	3
Passenger Injury	0	1
Other	6	2
Near Miss	0	
Fuel / fluid Spill	4	2
Unreported Damage	2	1
Totals	29	32

CONTRACTED TRANSPORTATION SERVICES:

MST RIDES ADA / ST Paratransit Program:

Preliminary boarding statistics for the MST RIDES program reflect that for the month of August there were 10,616 passenger boardings. This denotes an 11.07% increase in passenger boardings from August of 2015, (9,558). Fiscal year to date – passenger boardings have increased by 5.56% as compared to the same period last year.

- Productivity for August of this year was at 1.87 passengers per hour decreasing from August of 2015, (1.96).

- For the month of August, 89.68 % of all scheduled trips for the MST RIDES Program arrived on time, increasing from 88.45 % in August of 2015.

COMMUNICATIONS CENTER:

In August, MST's Communications Center summoned public safety agencies on *sixteen* (16) separate occasions to MST's transit vehicles and facilities:

Agency Type	Incident Type	Number Of Responses
Police	Passenger Incident / Other	10
EMS	Passenger Illness / Injury	6

Robert Weber

ATTACHMENTS:

MST Fixed-Route Bus ~~ On Time Compliance FY 2016

MST Fixed-Route Bus ~~ Boarding Statistics FY 2016

MST Trolley ~~ Boarding Statistics FY 2016

MST RIDES ~~ On Time Compliance FY 2016

MST RIDES ~~ Boarding Statistics FY 2016

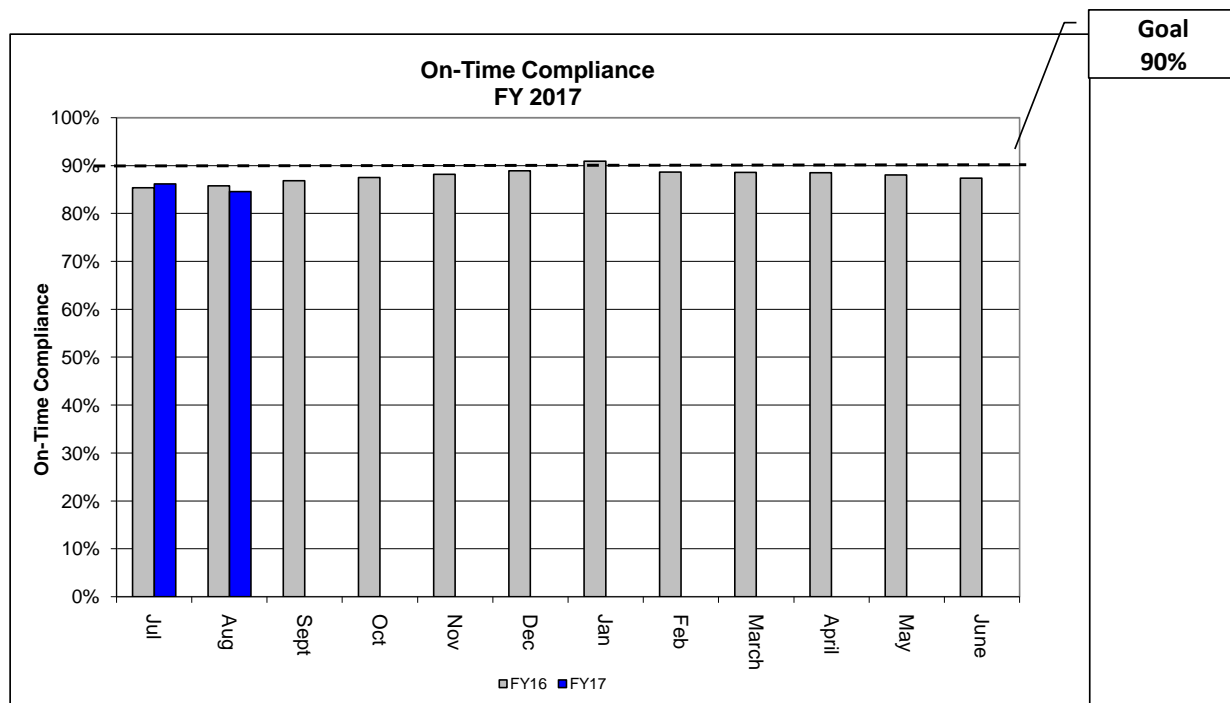
Operations Summary Report ~ August 2015

Mobility Management Report ~ August 2015

Blank Page

**MST FIXED ROUTE
ON-TIME COMPLIANCE FY 2017**

MONTH	FY 16 ON-TIME PERFORMANCE	FY17 TIME POINT COUNT	FY17 DELAYED ARRIVALS 5 + MINUTES	FY17 ON-TIME PERFORMANCE
Jul	85.39%	123,213	17,026	86.18%
Aug	85.75%	132,425	20,467	84.54%
Sept	86.82%			
Oct	87.48%			
Nov	88.15%			
Dec	88.89%			
Jan	90.91%			
Feb	88.66%			
March	88.58%			
April	88.54%			
May	88.07%			
June	87.39%			
Total	N/A	255,638	37,493	N/A
YTD Average	85.57%	127,819	18,747	85.36%



MST FIXED ROUTE BOARDINGS

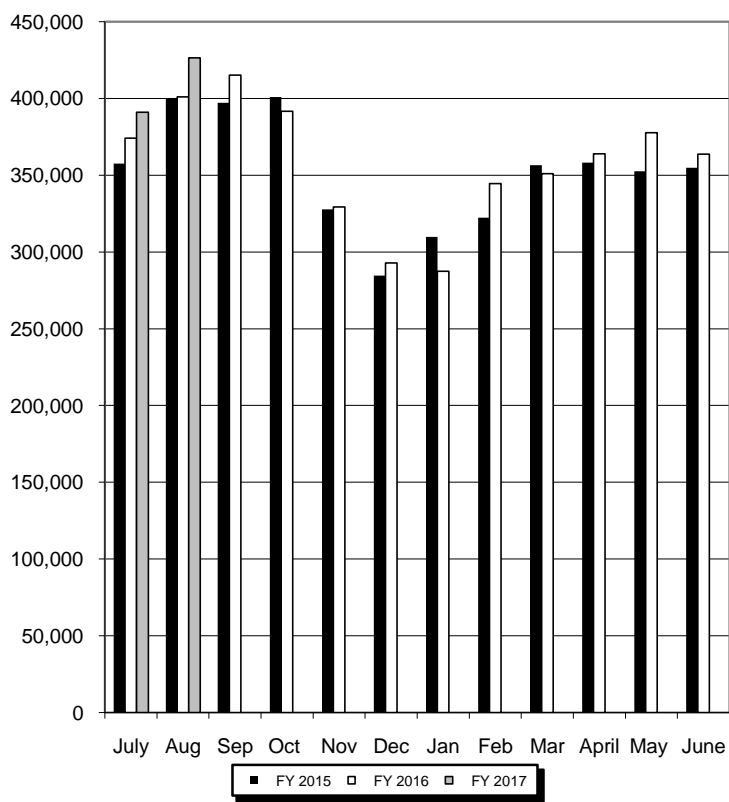
FY 2017 Monthly Boardings

MONTH	FY 2015	FY 2016	FY 2017	% CHANGE
July	357,544	374,195	390,949	4.48%
Aug	399,960	400,933	426,452	6.36%
Sep	397,149	415,116		
Oct	400,812	391,618		
Nov	327,670	329,224		
Dec	284,403	292,742		
Jan	309,803	287,457		
Feb	322,284	344,458		
Mar	356,419	350,899		
April	358,127	363,941		
May	352,351	377,591		
June	354,703	363,721		
TOTAL	4,221,225	4,291,895	817,401	
YTD Avg.	378,752	387,564	408,701	5.45%
YTD Comparison	757,504	775,128	817,401	5.45%

*** Preliminary**

Boardings are inclusive of all On Call, Trolley, & Fixed Route Services

MONTHLY RIDERSHIP



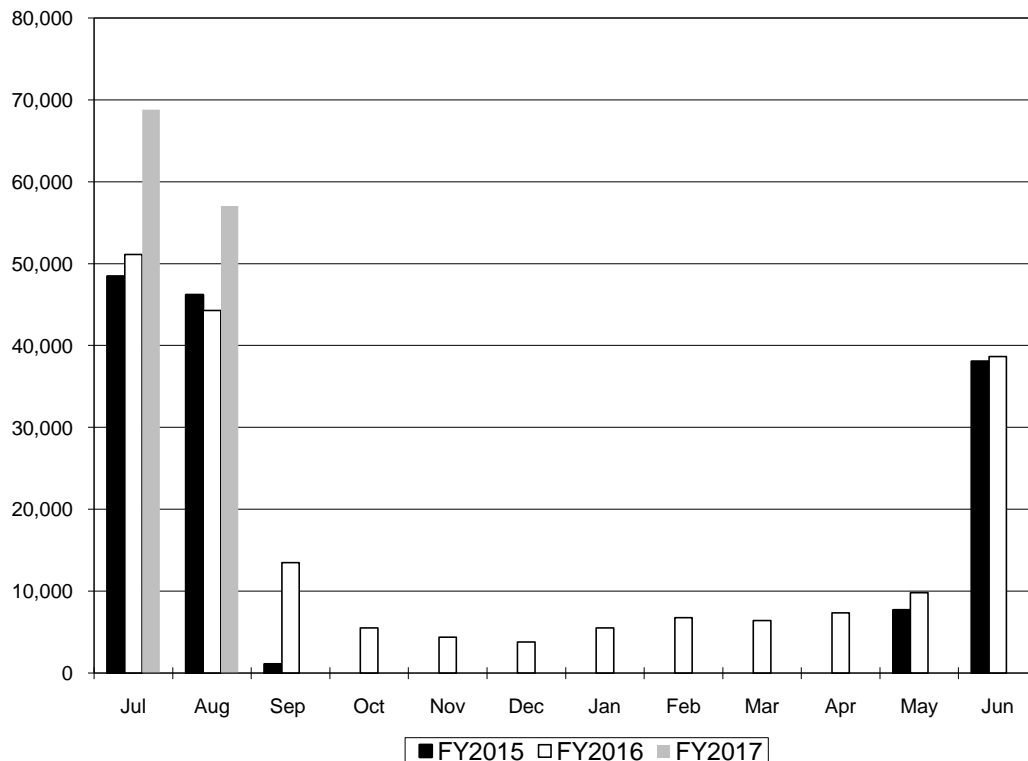
MST TROLLEY - MONTEREY

FY 2017 Monthly Boardings

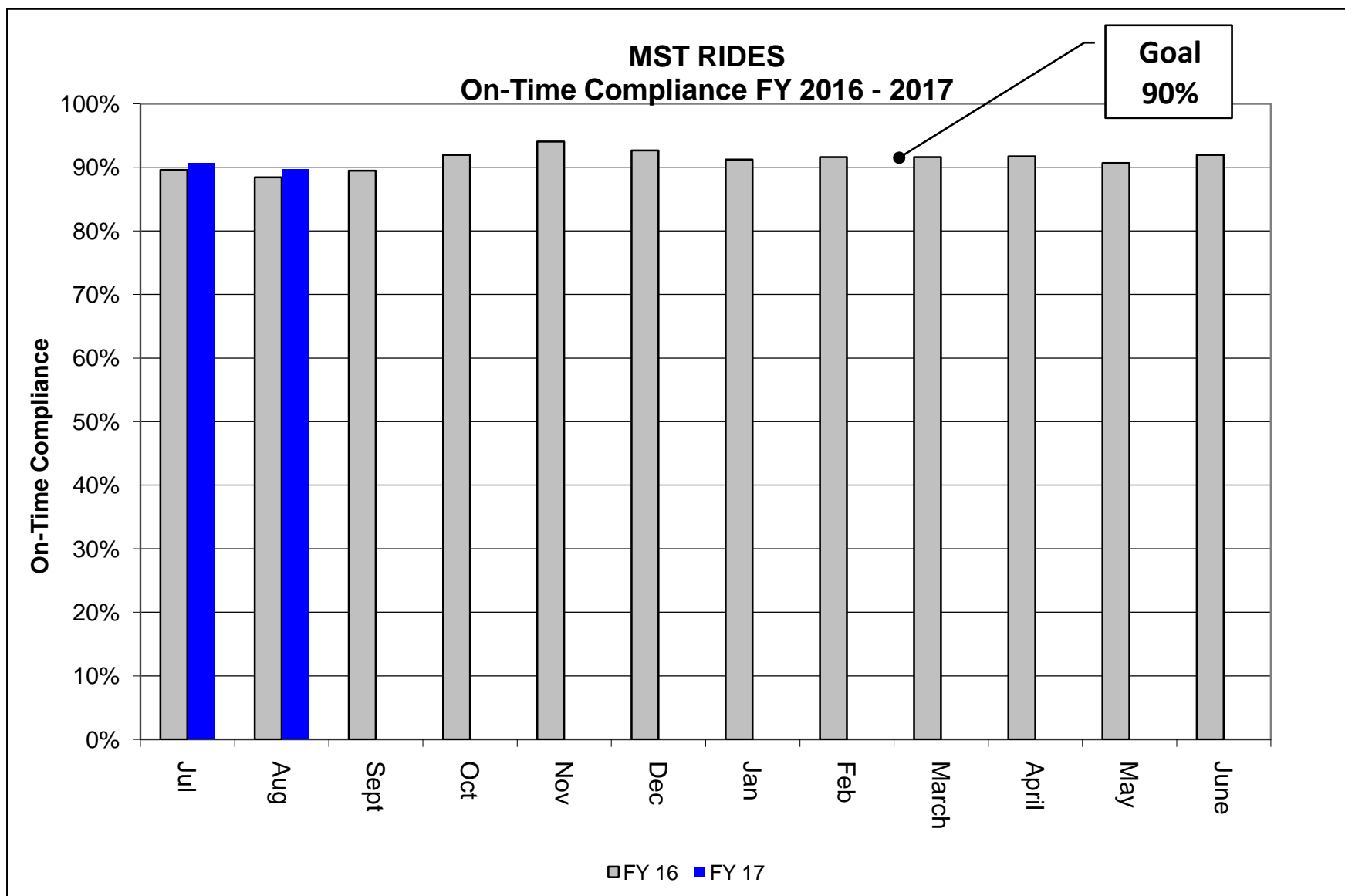
Does Not Operate

MONTH	FY2015	FY2016	FY2017	% CHANGE
Jul	48,468	51,134	68,807	34.56%
Aug	46,190	44,270	57,042	28.85%
Sep	1,108	13,502		
Oct		5,521		
Nov		4,368		
Dec		3,773		
Jan		5,520		
Feb		6,749		
Mar		6,424		
Apr		7,354		
May	7,695	9,800		
Jun	38,046	38,649		
Total Ridership	141,507	197,064	125,849	
YTD Average	47,329	47,702	62,925	31.91%
YTD Comparison	94,658	95,404	125,849	31.91%

MONTEREY TROLLEY MONTHLY RIDERSHIP



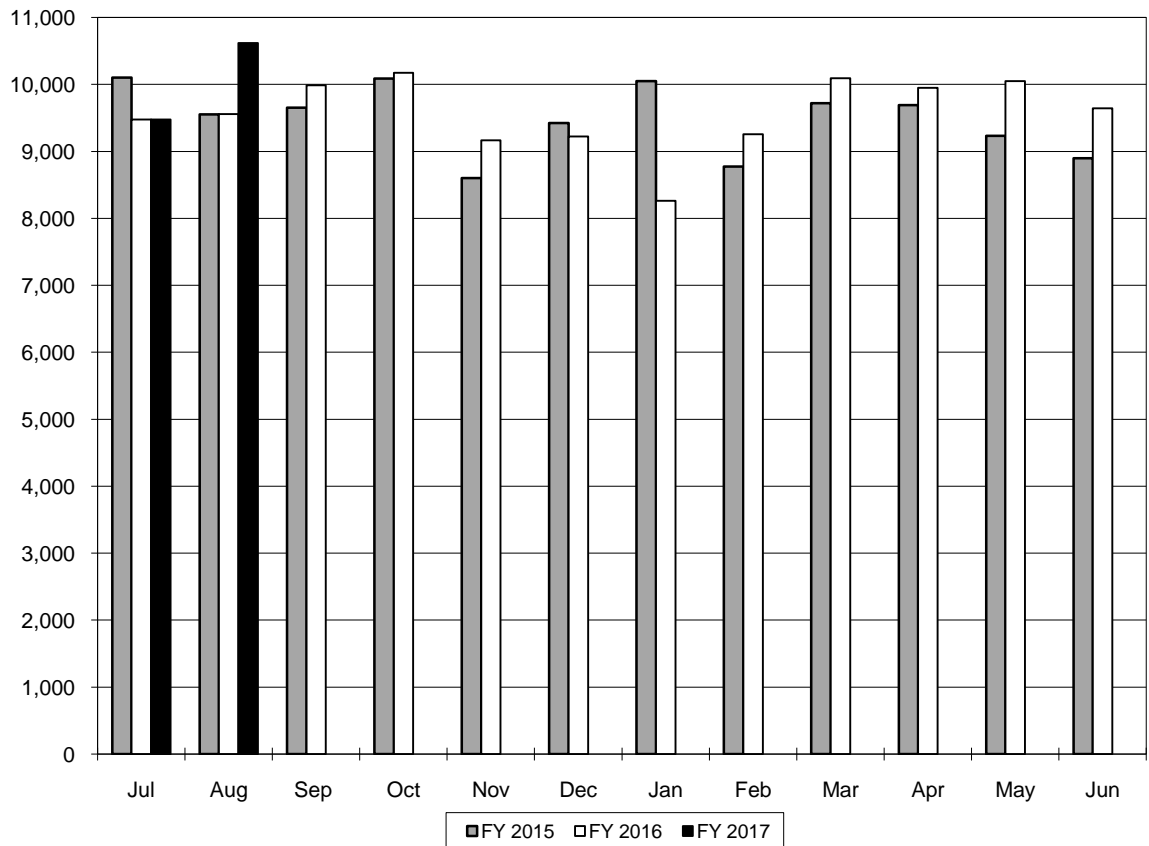
Blank Page



MST RIDES Program Monthly Boardings

MONTH	FY 2015	FY 2016	FY 2017	% CHANGE
Jul	10,099	9,476	9,477	0.01%
Aug	9,552	9,558	10,616	11.07%
Sep	9,650	9,987		
Oct	10,086	10,171		
Nov	8,600	9,166		
Dec	9,421	9,220		
Jan	10,048	8,262		
Feb	8,774	9,257		
Mar	9,717	10,090		
Apr	9,689	9,950		
May	9,231	10,048		
Jun	8,898	9,644		
Total Ridership	113,765	114,829	20,093	
YTD Average	9,826	9,517	10,047	5.56%
YTD Comparison	19,651	19,034	20,093	5.56%

MST RIDES MONTHLY RIDERSHIP



Operations Summary Report

Fixed Route Services

August 2016

Service Delivered		Service Quality	
Ridership	426,452	On-time Time Points	111,958
Passengers / Vehicle Revenue Hour	17.1	Delayed Time Points	20,467
Revenue Miles	398,098.7	On-time Passenger Boardings	379,846
One-way Trips Operated	35,063	Percent On-time Boardings	89%

Systemwide Service:

August boardings for 2016 increased 6.3% compared to 2015 with revenue hours increasing by only 3.0% over the same period. The net result is that productivity, measured in passengers per hour (PPH), increased 2.6%, from 16.4 PPH last July to 16.9 PPH this month.

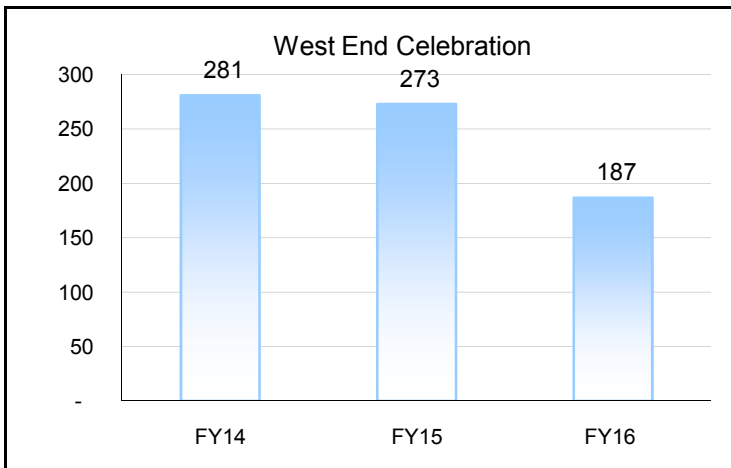
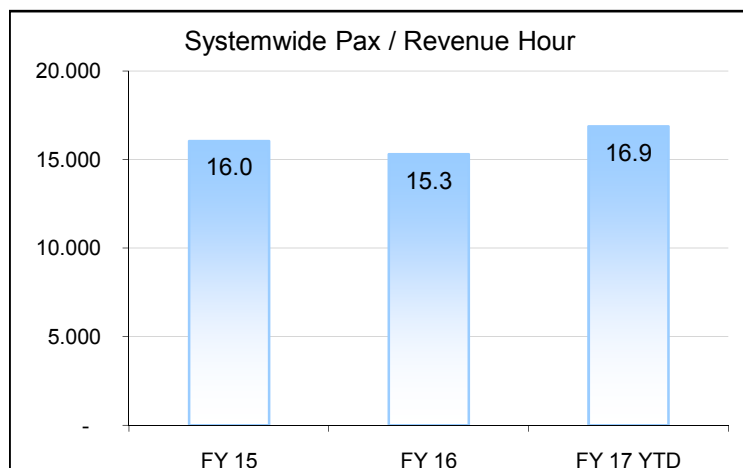
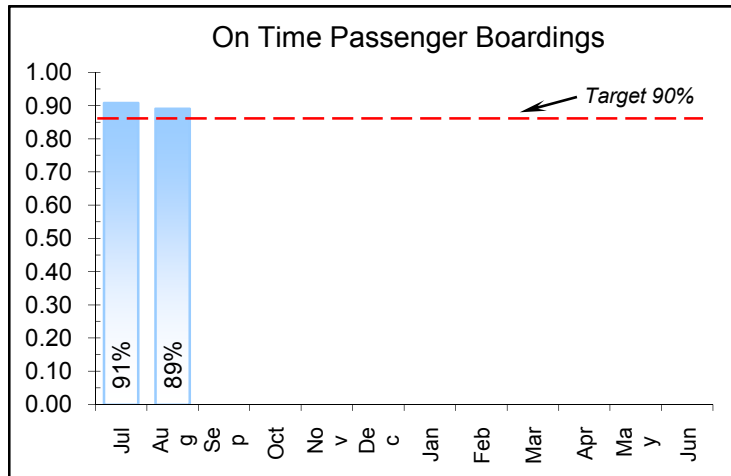
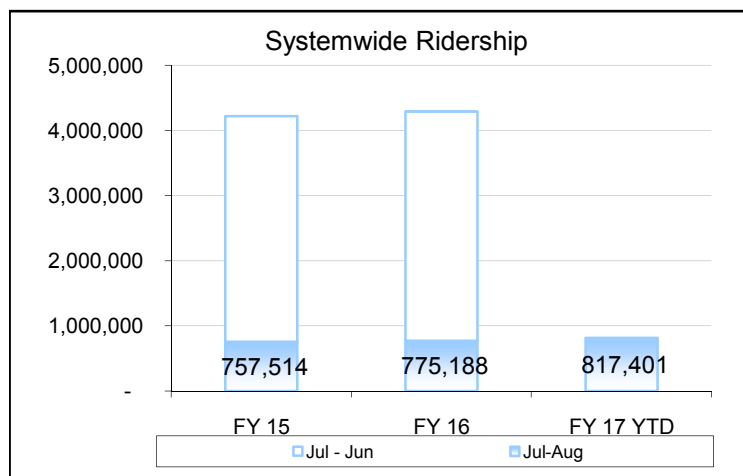
Seasonal Service:

Line 22-Big Sur suffered heavily this month due to road closures caused by the Soberanes fire, with many trips being partially or fully cancelled. As a result ridership fell almost 28% from 1,646 boardings last year to only 1,193 boardings this year.

The combination of the MST Trolley Monterey and the Aquarium Direct Trolley transported 57,042 passengers this month, a 28.9% increase over last year's total of 44,270 passengers on the MST Trolley Monterey alone.

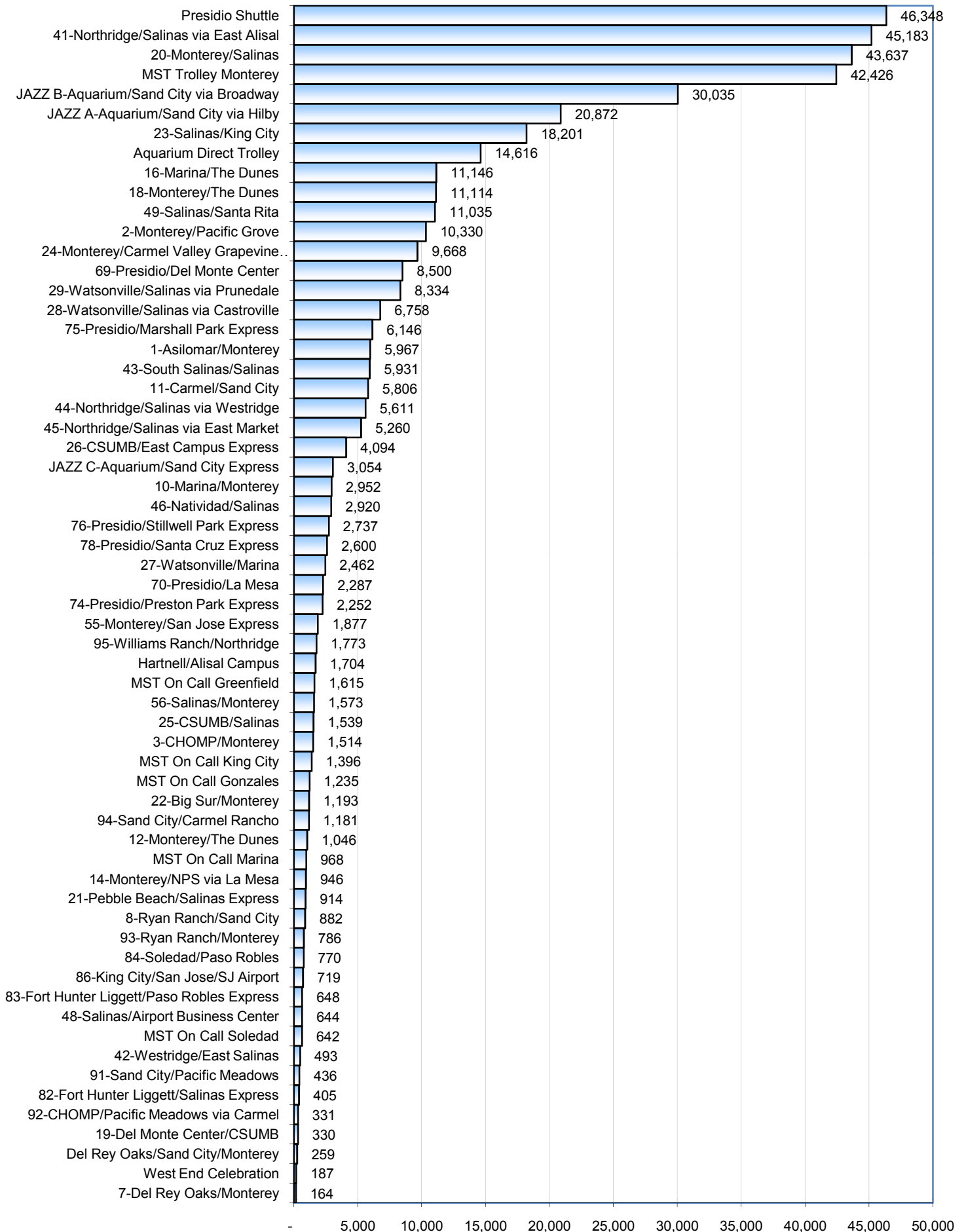
Supplemental/Special Service:

Supplemental service operated this month for the Sand City West End Celebration, carrying 187 passengers



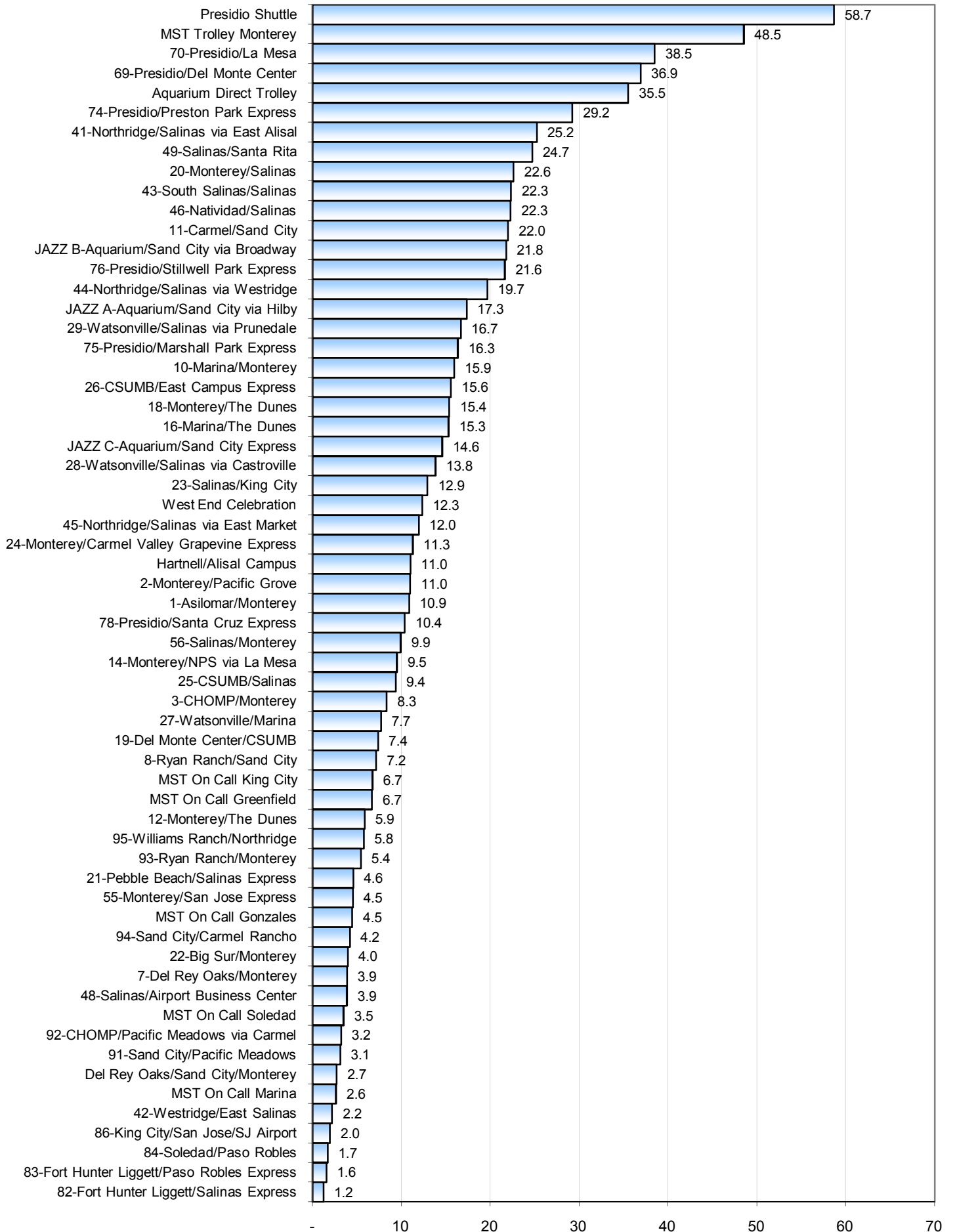
Ridership by Line - August 2016

Passenger Boardings



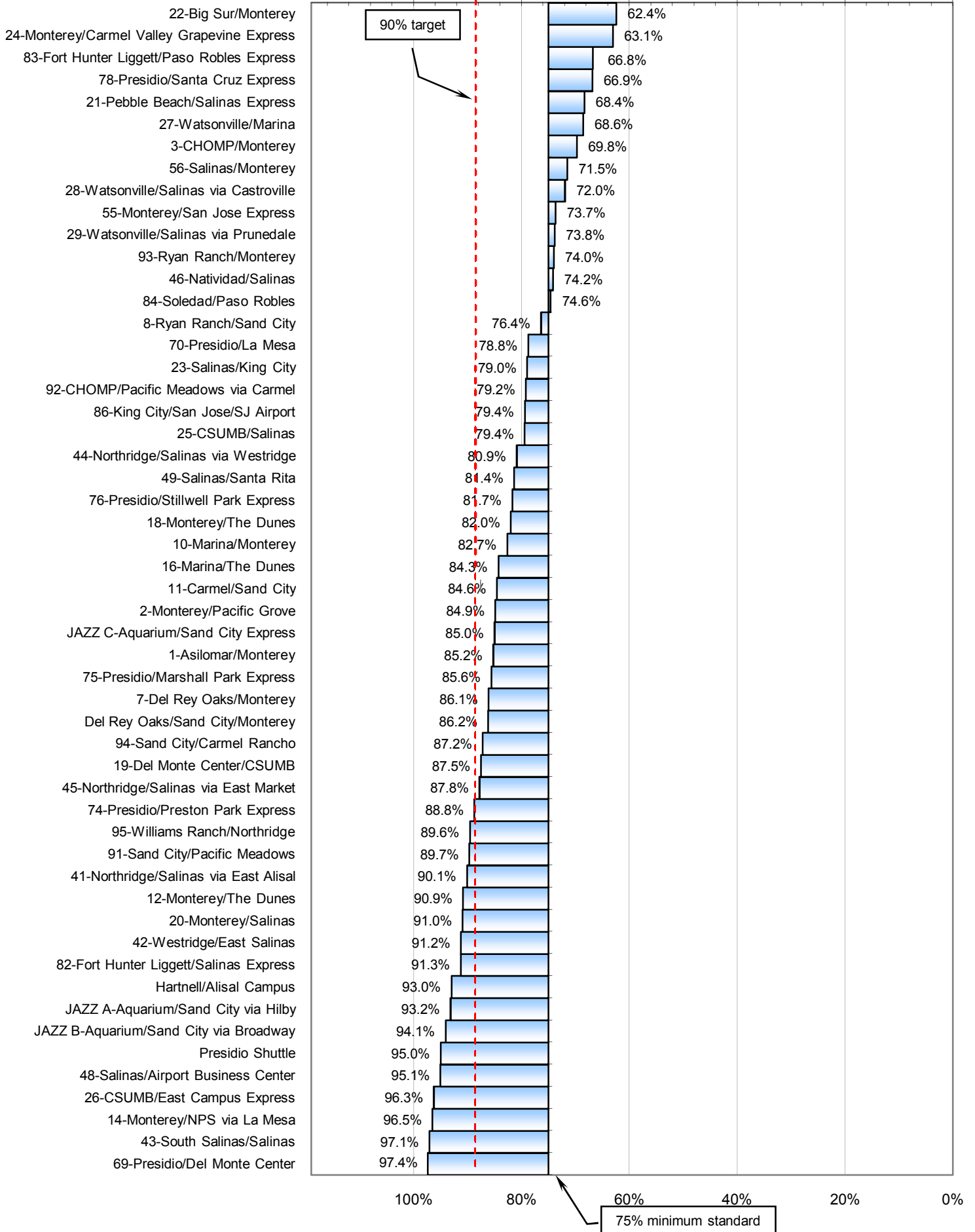
Productivity by Line - August 2016

Passengers Per Hour



Schedule Adherence by Line - August 2016

Percent On-time Timepoints



August 2016

Systemwide Ridership: 426,452
 Systemwide Revenue Hours: 24873:03
 Systemwide Revenue Miles: 398,098.7

Local - \$1.50 / \$.75

	Ridership	VRHrs	VRMi	Pax/Hr	% Riders	% Hrs
3-CHOMP/Monterey	1,514	181:21	1,812.6	8.35	0.4%	0.7%
7-Del Rey Oaks/Monterey	164	42:20	658.9	3.87	0.0%	0.2%
8-Ryan Ranch/Sand City	882	123:02	1,695.4	7.17	0.2%	0.5%
19-Del Monte Center/CSUMB	330	44:47	819.7	7.37	0.1%	0.2%
26-CSUMB/East Campus Express	4,094	263:04	2,832.2	15.56	1.0%	1.1%
46-Natividad/Salinas	2,920	131:06	1,261.1	22.27	0.7%	0.5%
Hartnell/Alisal Campus	1,704	154:42	1,259.1	11.01	0.4%	0.6%
48-Salinas/Airport Business Center	644	166:45	1,603.0	3.86	0.2%	0.7%
MST On Call Marina	968	367:35	4,174.7	2.63	0.2%	1.5%
MST On Call Gonzales	1,235	276:00	1,785.0	4.47	0.3%	1.1%
MST On Call Greenfield	1,615	241:30	1,893.0	6.69	0.4%	1.0%
MST On Call King City	1,396	207:00	1,900.0	6.74	0.3%	0.8%
MST On Call Soledad	642	184:00	1,535.0	3.49	0.2%	0.7%
Total	18,108	2383:12	23,229.7	7.6	4.2%	9.6%

Primary - \$2.50 / \$1.25 / \$0.75*

	Ridership	VRHrs	VRMi	Pax/Hr	% Riders	% Hrs
1-Asilomar/Monterey	5,967	549:01	5,275.6	10.87	1.4%	2.2%
2-Monterey/Pacific Grove	10,330	941:18	10,348.1	10.97	2.4%	3.8%
10-Marina/Monterey	2,952	185:26	3,439.4	15.92	0.7%	0.7%
11-Carmel/Sand City	5,806	264:01	3,774.3	21.99	1.4%	1.1%
16-Marina/The Dunes	11,146	728:25	11,155.6	15.30	2.6%	2.9%
18-Monterey/The Dunes	11,114	722:48	11,129.5	15.38	2.6%	2.9%
20-Monterey/Salinas	43,637	1930:36	35,091.1	22.60	10.2%	7.8%
24-Monterey/Carmel Valley Grapevine Express	9,668	856:29	16,638.2	11.29	2.3%	3.4%
25-CSUMB/Salinas	1,539	164:16	3,540.9	9.37	0.4%	0.7%
27-Watsonville/Marina	2,462	318:56	8,612.2	7.72	0.6%	1.3%
41-Northridge/Salinas via East Alisal	45,183	1790:28	18,827.0	25.24	10.6%	7.2%
42-Westridge/East Salinas	493	224:12	3,198.5	2.20	0.1%	0.9%
43-South Salinas/Salinas	5,931	265:39	2,734.7	22.33	1.4%	1.1%
44-Northridge/Salinas via Westridge	5,611	285:30	3,361.7	19.65	1.3%	1.1%
45-Northridge/Salinas via East Market	5,260	440:09	5,254.2	11.95	1.2%	1.8%
49-Salinas/Santa Rita	11,035	446:24	3,933.6	24.72	2.6%	1.8%
91-Sand City/Pacific Meadows*	436	140:01	1,985.6	3.11	0.1%	0.6%
92-CHOMP/Pacific Meadows via Carmel*	331	102:49	1,110.7	3.22	0.1%	0.4%
93-Ryan Ranch/Monterey*	786	144:25	2,448.7	5.44	0.2%	0.6%
94-Sand City/Carmel Rancho*	1,181	280:40	3,280.3	4.21	0.3%	1.1%
95-Williams Ranch/Northridge*	1,773	307:34	3,226.5	5.76	0.4%	1.2%
Del Rey Oaks/Sand City/Monterey	259	95:27	1,863.1	2.71	0.1%	0.4%
JAZZ A-Aquarium/Sand City via Hilby	20,872	1203:21	12,411.1	17.34	4.9%	4.8%
JAZZ B-Aquarium/Sand City via Broadway	30,035	1378:35	13,681.9	21.79	7.0%	5.5%
JAZZ C-Aquarium/Sand City Express	3,054	209:14	2,417.5	14.60	0.7%	0.8%
Total	236,861	13975:44	188,739.9	16.9	55.5%	56.2%

Regional - \$3.50 / \$1.75

	Ridership	VRHrs	VRMi	Pax/Hr	% Riders	% Hrs
21-Pebble Beach/Salinas Express	914	198:55	4,471.8	4.59	0.2%	0.8%
22-Big Sur/Monterey	1,193	299:18	6,762.2	3.99	0.3%	1.2%
23-Salinas/King City	18,201	1408:46	44,271.2	12.92	4.3%	5.7%
28-Watsonville/Salinas via Castroville	6,758	488:29	12,848.2	13.83	1.6%	2.0%
29-Watsonville/Salinas via Prunedale	8,334	499:45	9,194.5	16.68	2.0%	2.0%
56-Salinas/Monterey	1,573	158:42	2,958.6	9.91	0.4%	0.6%
84-Soledad/Paso Robles	770	451:44	15,652.8	1.70	0.2%	1.8%
Total	37,743	3505:39	96,159.4	10.8	8.9%	14.1%

Commuter - \$12 / \$6

	Ridership	VRHrs	VRMi	Pax/Hr	% Riders	% Hrs
55-Monterey/San Jose Express	1,877	412:48	10,766.6	4.55	0.4%	1.7%
86-King City/San Jose/SJ Airport	719	365:10	14,042.3	1.97	0.2%	1.5%
Total	2,596	777:58	24,809.0	3.3	0.6%	3.1%

Military

	Ridership	VRHrs	VRMi	Pax/Hr	% Riders	% Hrs
12-Monterey/The Dunes	1,046	178:38	3,011.7	5.86	0.2%	0.7%
14-Monterey/NPS via La Mesa	946	99:40	985.6	9.49	0.2%	0.4%
69-Presidio/Del Monte Center	8,500	230:16	2,063.0	36.91	2.0%	0.9%
70-Presidio/La Mesa	2,287	59:25	738.6	38.49	0.5%	0.2%
74-Presidio/Preston Park Express	2,252	77:03	1,408.8	29.23	0.5%	0.3%
75-Presidio/Marshall Park Express	6,146	376:03	5,181.8	16.34	1.4%	1.5%
76-Presidio/Stillwell Park Express	2,737	126:30	1,674.7	21.64	0.6%	0.5%
78-Presidio/Santa Cruz Express	2,600	250:41	6,008.5	10.37	0.6%	1.0%
82-Fort Hunter Liggett/Salinas Express	405	330:25	13,520.6	1.23	0.1%	1.3%
83-Fort Hunter Liggett/Paso Robles Express	648	410:30	14,613.1	1.58	0.2%	1.7%
Presidio Shuttle	46,348	790:03	7,190.0	58.66	10.9%	3.2%
Total	73,915	122	56,396	25.2	17.3%	11.8%

Free

	Ridership	VRHrs	VRMi	Pax/Hr	% Riders	% Hrs
MST Trolley Monterey	42,426	874:24	6,133.7	48.52	9.9%	3.5%
Aquarium Direct Trolley	14,616	411:42	2,549.6	35.50	3.4%	1.7%
Total	57,042	1286:06	8,683.3	44.4	13.4%	5.2%

Supplemental

	Ridership	VRHrs	VRMi	Pax/Hr	% Riders	% Hrs
West End Celebration	187	15:10	81.0	12.33	0.0%	0.1%
Total	187	15:10	81.0	12.3	0.0%	0.1%

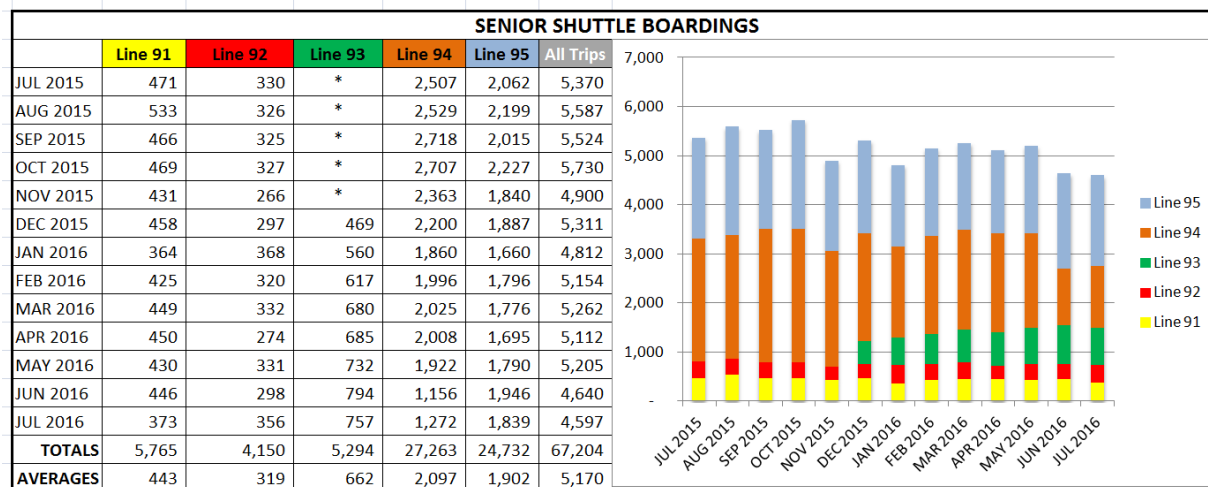
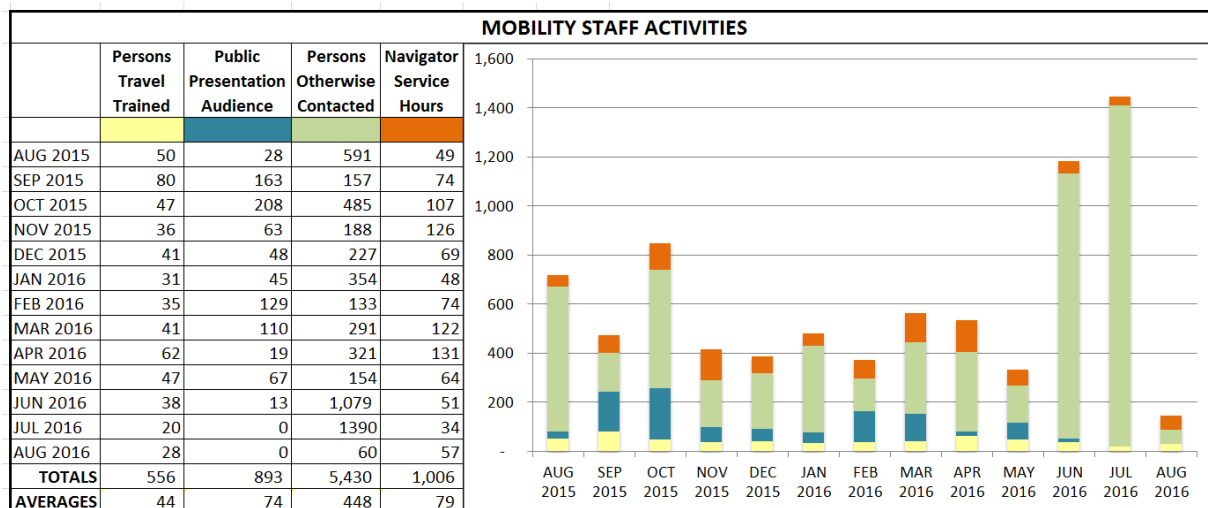
Mobility Management Update – August 2016

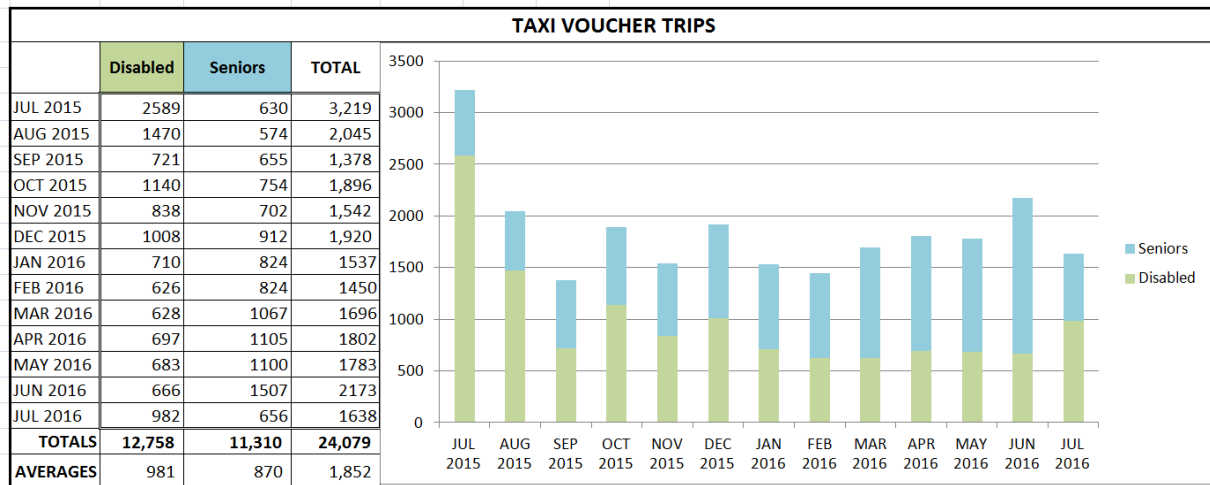
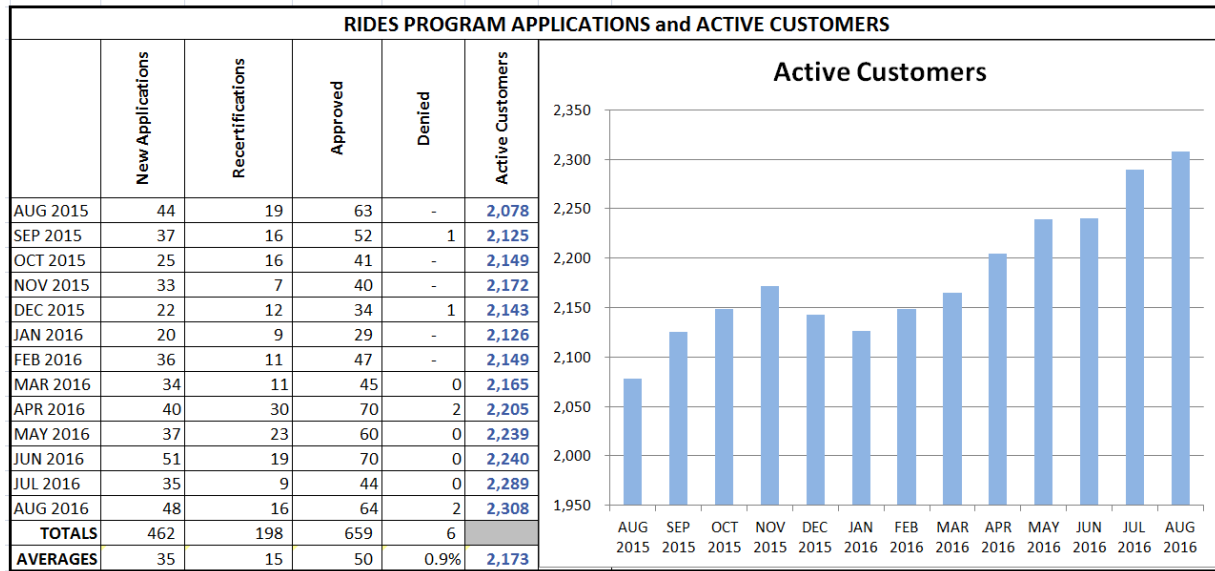
The Mobility Services Manager attended a Monterey County IHSS workshop, two meetings of the CalACT legislative committee, the TACT Working Group in preparation for September taxi driver trainings, and interviewed applicants for 2 Mobility Specialist positions.

Mobility Specialists interviewed 66 RIDES applicants, filled 39 taxi voucher requests, and processed 2,173 taxi vouchers for taxi company reimbursement, and worked with website consultants to prepare for expanding taxi vouchers programs in FY17. Mobility Specialist Beronica Carriedo accepted a new position in the Marketing Department and began winding down her outreach and travel training work with the Mobility Department.

MST Navigators

Most Navigators were off on summer break and Navigator activities were limited to scanning and archiving taxi vouchers.





ATTACHMENT 3

September 27, 2016

To: Carl G. Sedoryk, General Manager/CEO

From: Michael Hernandez, Assistant General Manager/COO

Subject: Monthly Maintenance/Facilities Report for August 2016

This report summarizes the activities of the Maintenance and Facilities Departments as well as fuel prices during the past month.

FY17 Fuel Budget:	Average Fuel Price August 2016:	Average Fuel Price: FY2017
Diesel: \$3.10	\$1.77	\$1.79
Gasoline: \$3.20	\$1.91	\$2.10

Fleet Status:	Operating Cost Per Mile:	* Miles Between Major Mechanical Road Calls:
August 2016	\$0.89	21,802
FY2017	\$0.94	18,755 YTD
FY2016:	\$0.93	24,813 <u>YTD</u> Comparison
FY2015	\$1.01	21,306 Fiscal Year

***Minimum:** 7,000 Miles; **Goal:** 15,000 Miles

Department Activities/Comments:

The miles between major mechanical road calls for August were 21,802. There were 17 major mechanical road calls and six minor/non-mechanical road calls.

Staff conducted an inspection on a possible site to relocate operations and maintenance activities during the remodel of MST's Ryan Ranch facility. Maintenance staff attended "Engine AfterTreatment" training at Nor-Cal Engine.

The MST Mobility Center in downtown Monterey received water damage due to a pipe leak from another building tenant. The wireless charging station for the electric trolley was out of service for approximately two weeks due to underground water intrusion into an in-ground junction box.

Michael Hernandez
Michael Hernandez

August 2016
MST Operated Fixed Route Bus Fleet - Summary Information

Fleet Series	Manufacturer Model/Year	Quantity In Revenue Service	Engine	Fuel Type	MPG	Average Life To Date Miles
1101-1121 (1120 only)	Gillig Phantom 2000	1	Detroit DC Series 50 ERG	ULS Diesel	4.3	710,447
1122 - 1129	Gillig Phantom 2003	7	Detroit DC Series 50 ERG	ULS Diesel	4.4	509,821
1701 - 1712	Gillig Low-floor 2002	12	Cummins ISM 280 HP	ULS Diesel	4.5	598,761
1713 - 1724	Gillig Low-floor 2003	12	Detroit DC Series 50 ERG	ULS Diesel	4.5	496,941
1725 - 1729	Gillig Low-floor 2007	5	Cummins ISM 280 HP	ULS Diesel	3.7	303,838
1730 - 1733	Gillig Low-Floor 2015	4	Cummins ISL 280	ULS Diesel	6.0	70,158
1801 - 1804	Gillig Suburban 2002	3	Cummins ISM 280 HP	ULS Diesel	4.9	866,377
1805 -1808	Gillig Suburban 2003	4	Detroit DC Series 50 ERG	ULS Diesel	4.8	788,231
1901 Electric / 1903 Diesel	2003 Optima Trolley	2	Cummins ISB	ULS Diesel	4 mpg Diesel trolley	20,101 Elec; 148,759 Diesel
2001 - 2010	Gillig Low-floor 2007	10	Cummins ISM 280 HP	ULS Diesel	4.4	377,096
2011 - 2021	Gillig Low-floor 2015	11	Cummins ISL 280	ULS Diesel	5.6	55,386
2101	Gillig Low-Floor Commuter 2013	1	Cummins ISL 280	ULS Diesel	6.4	160,231
2102 - 2104	Gillig Low-Floor Commuter 2015	3	Cummins ISL 280	ULS Diesel	6.5	102,905
4501 - 4504	MCI D4500 2009, 2010, 2012	4	Cummins ISM 480 HP	ULS Diesel	6.1	471,060
4505 - 4506	MCI D4500 2015	2	CUMMINS ISX 385 HP	ULS Diesel	6.7	161,781
994	El Dorado AEROELITE 290	1	Ford F550	Gasoline	10.2	30,484
Total Revenue Vehicles-Active Fleet:		82				
Contingency Fleet	Model Yr. 2003, Gillig Phantom: 1122	1	Cummins ISM 480 HP	ULSD Diesel	N/A	504,180

Historical Fleet:	"Bus 80" 1948 Fageol, Twin Coach (Gasoline)
--------------------------	---

	Revenue Fleet	Non-Revenue Fleet
Miles:	370,627	39,716
Gallons:	73,681	1,473
Average Miles Per Gallon:	5.0	27.0

	Current Inventory Value:
Fuel, Coolant & Lubricants:	\$114,746
Parts & Supplies:	\$219,978
Total Value:	\$334,724

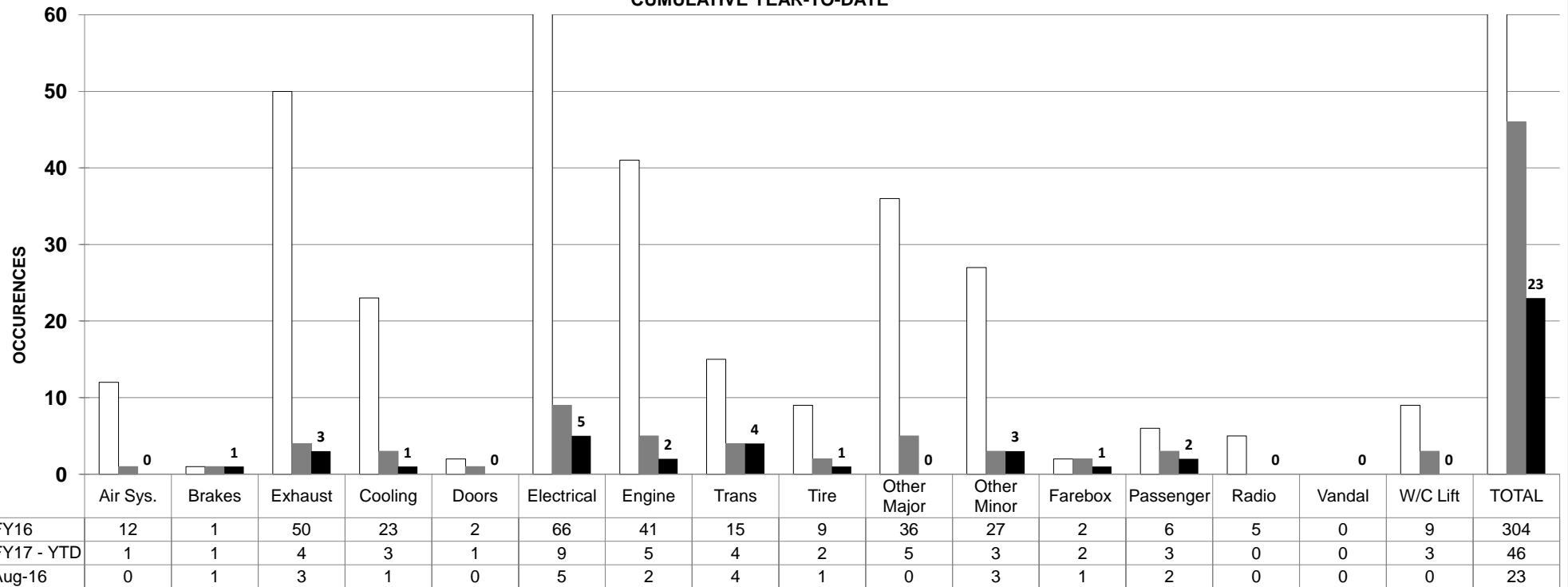
Year to Date Comparison



All ROAD CALLS - BY CATEGORY

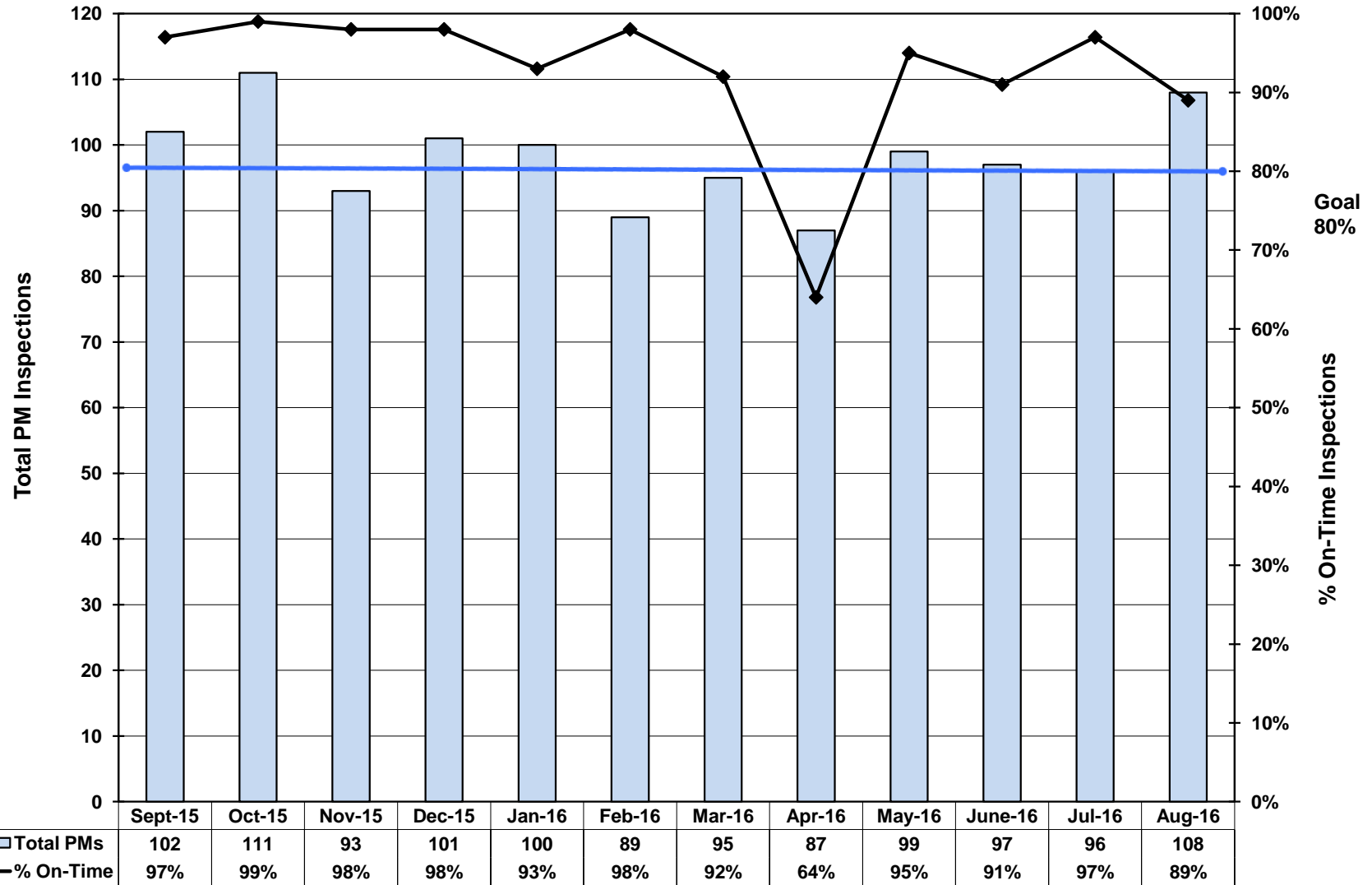
FY 2016 & 2017

CUMULATIVE YEAR-TO-DATE



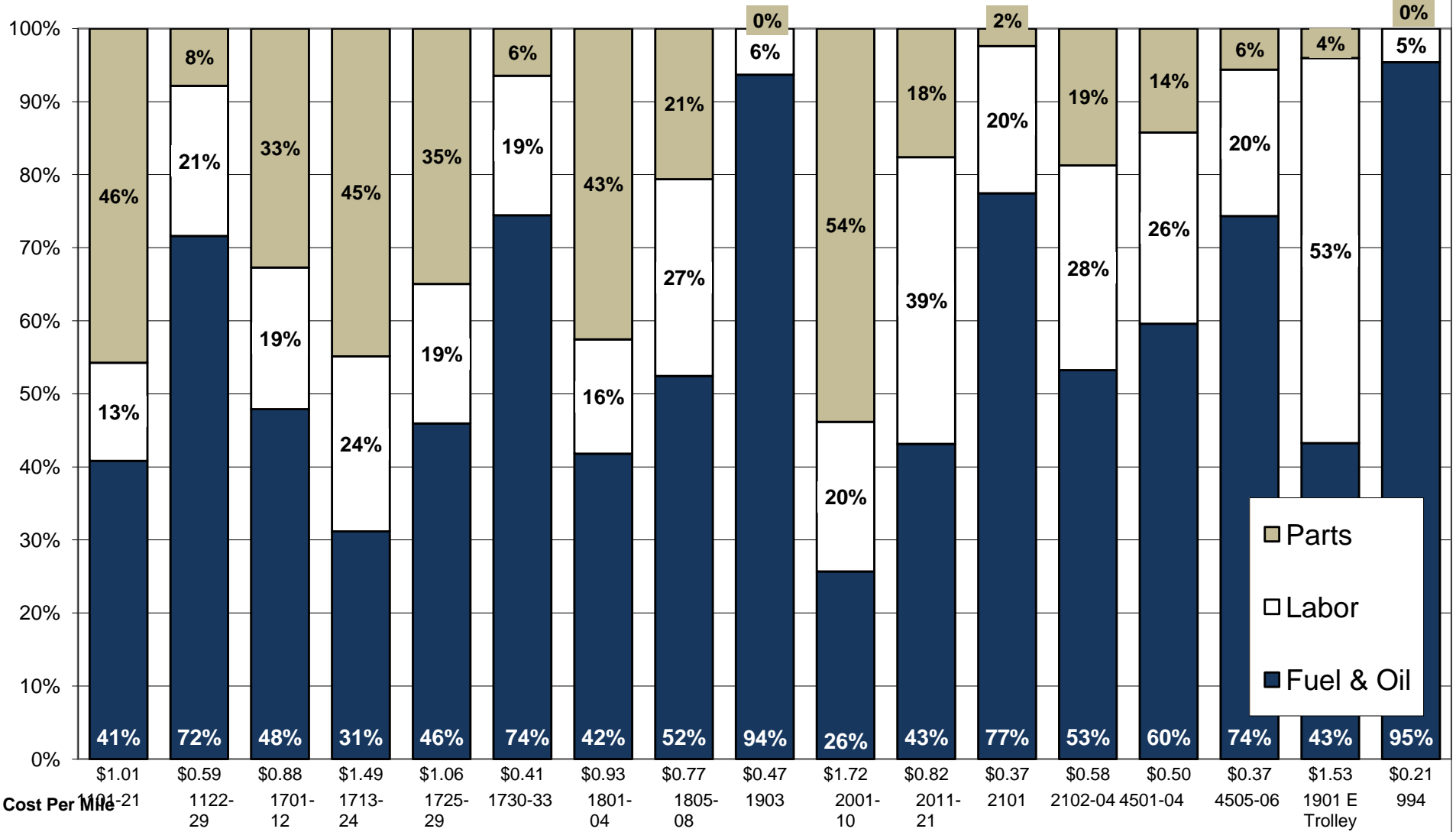
* "Other Major" and "Other Minor" categories includes major or minor mechanical failures not listed on this chart

PREVENTIVE MAINTENANCE (PMs) INSPECTIONS PAST TWELVE MONTHS



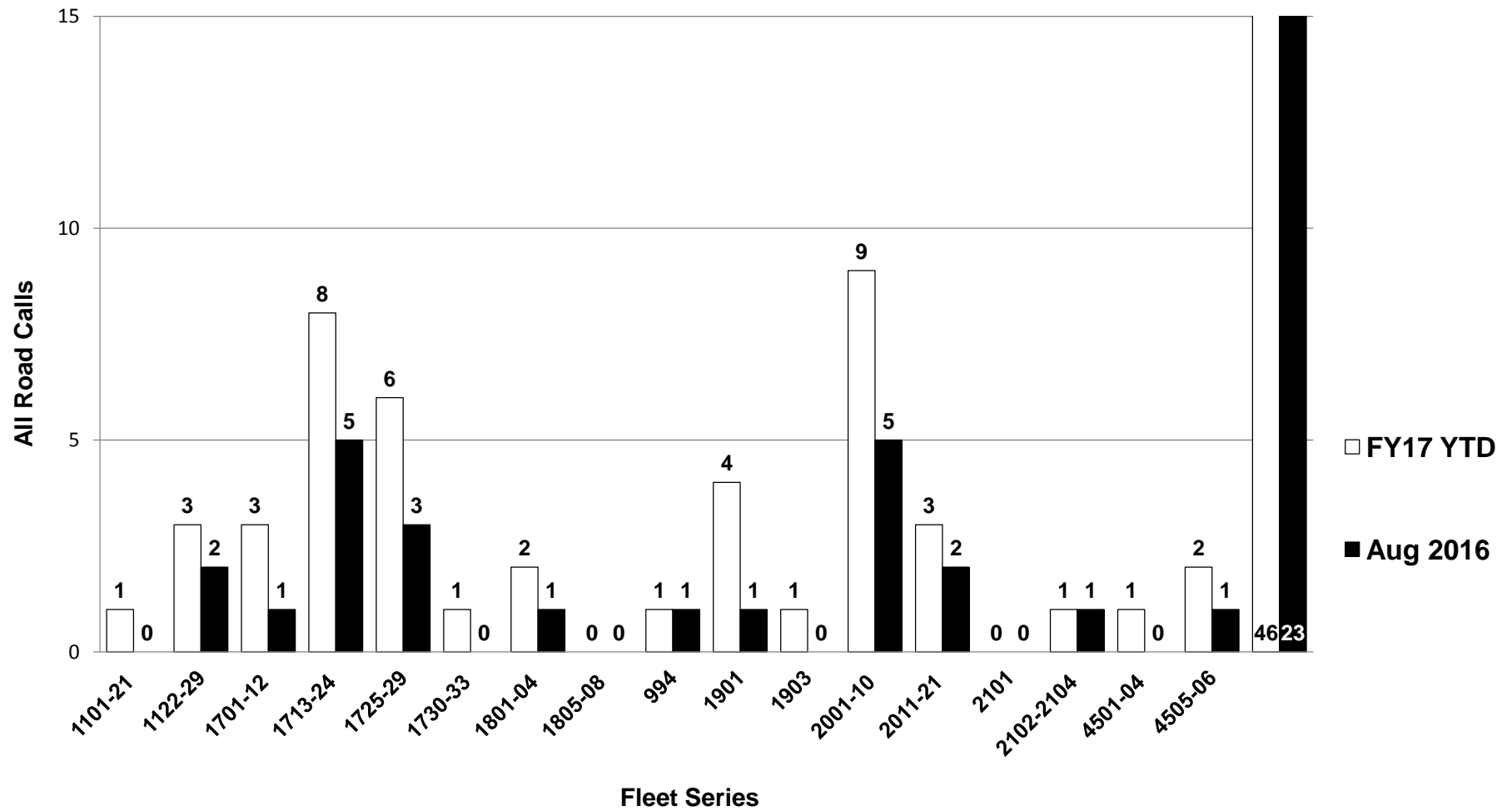
Revenue Fleet: Cost Per Mile

August 2016

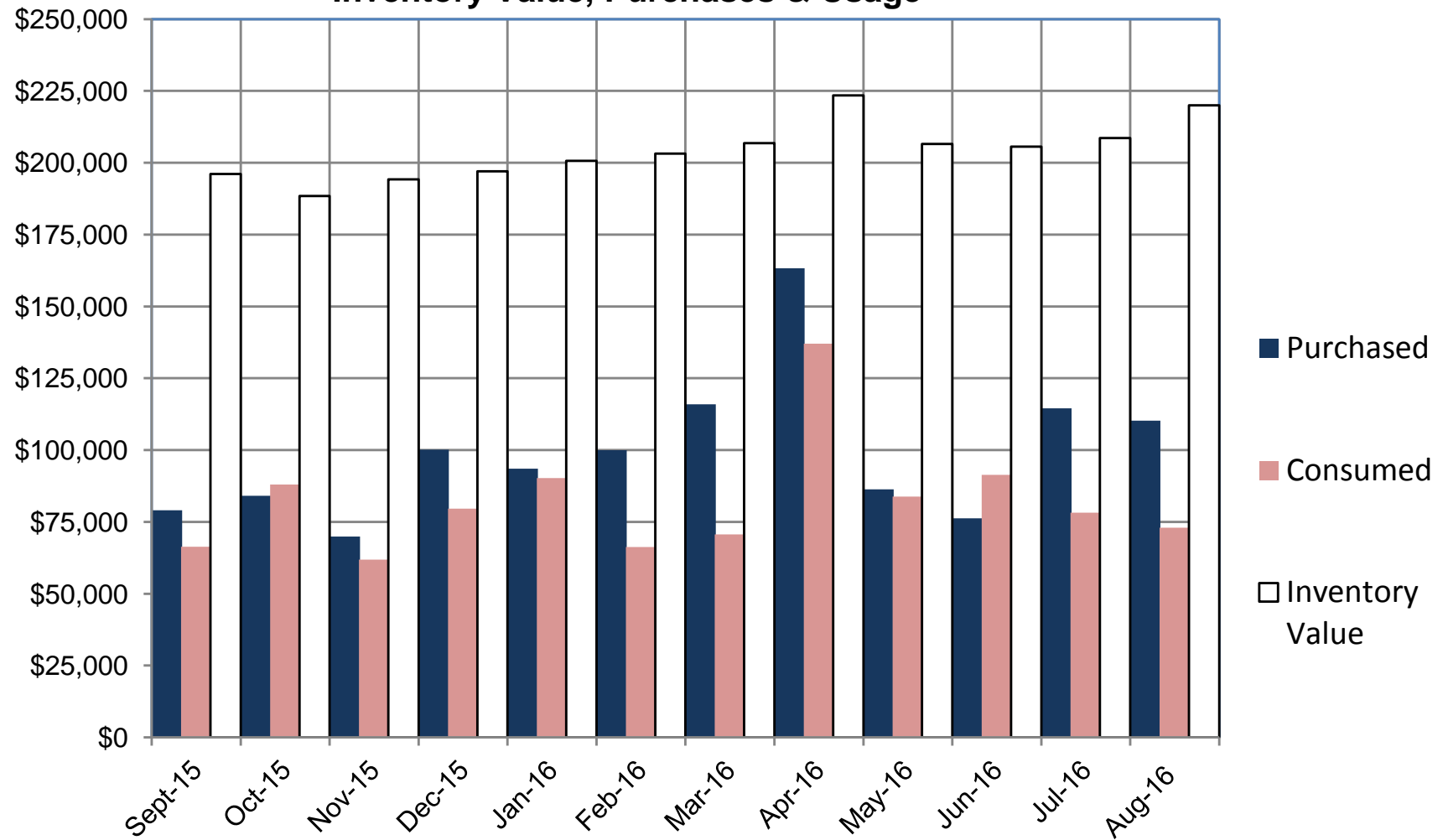


& Fleet Series:

August 2016: ALL ROAD CALLS BY BUS SERIES
Major Mechanical: 17 Other/Minor Mechanical: 6
Total Miles: 370,627



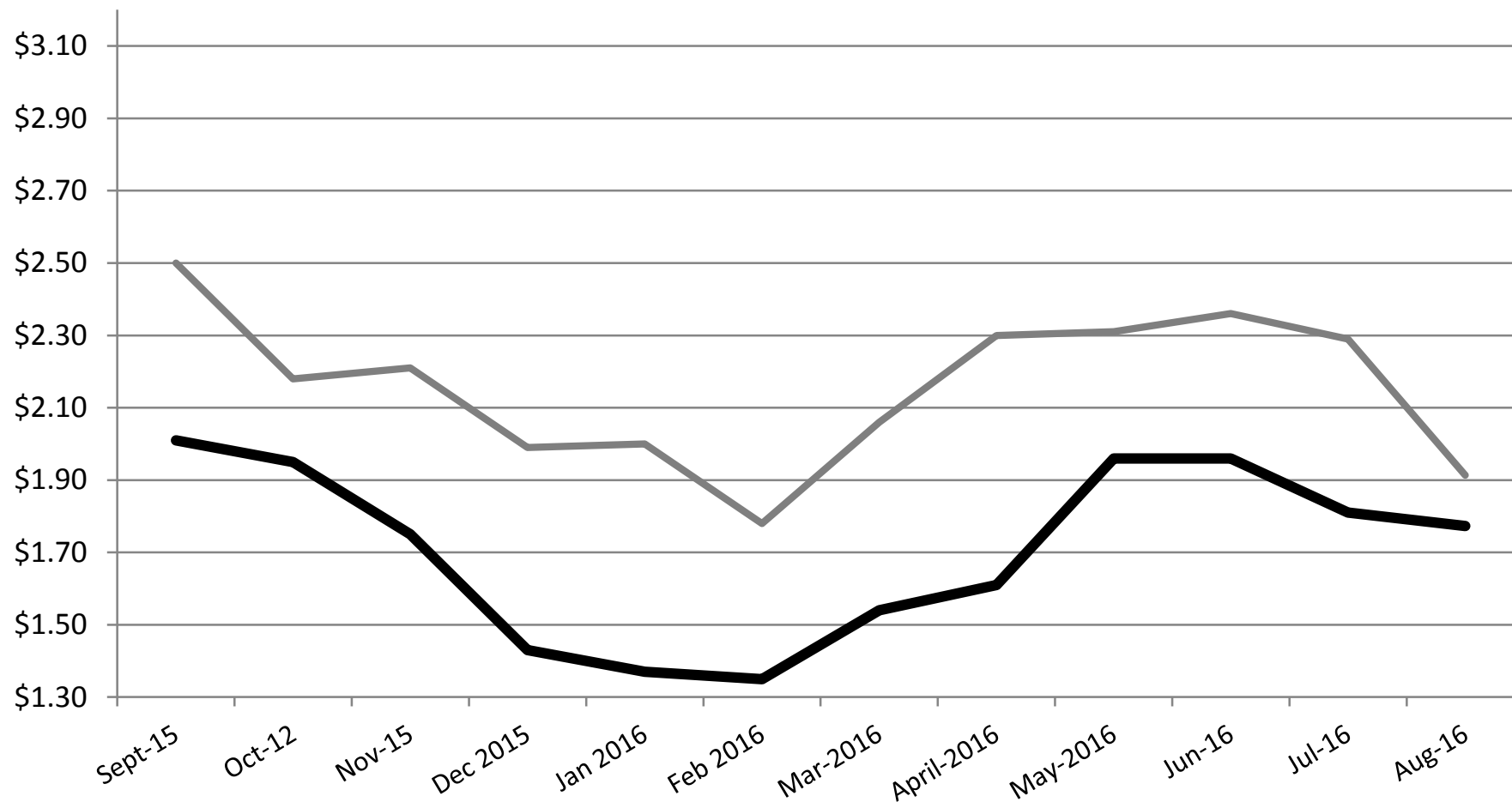
Fleet Support Inventory Value, Purchases & Usage



12 Month Rolling Fuel Cost

(Monthly Average)

— Diesel — Gasoline



12 Month Average:

Diesel: \$1.71

Gasoline: \$2.16

FY17 Average:

Diesel: \$1.79

Gasoline: \$2.10

FY2017 Fuel Budget

Diesel: \$3.10 Gallon

Gasoline: \$3.20 Gallon

ATTACHMENT 4

Date: October 10, 2016

To: C. Sedoryk, General Manager/CEO

From: Hunter Harvath, Assistant General Manager – Finance & Administration; Andrea Williams, General Accounting & Budget Manager; Mark Eccles, Director of Information Technology; Kelly Halcon, Director of Human Resources/Risk Management; Zoe Shoats, Marketing Manager; Sonia Bannister, Customer Service Supervisor.

Subject: **Administration Department** Monthly Report – August 2016

The following significant events occurred in Administration work groups for the month of August 2016:

Human Resources

A total employment level for August 2016 is summarized as follows:

Positions	Budget FY17	Actual	Difference
Coach Operators F/T	139	136	-3
Coach Operators Limited Duty	0	0	0
CO Occupational Injuries	1	0	-1
Operations Staff	31	28	-3
Maintenance & Facilities	49	45	-4
Administrative (Interns 1 PT)	30	26	-4
Total	250	235	-15

*Total budget numbers do not include the C/O on Long Term Leave as those numbers are already reflected in the Coach Operators/Trainees number.

<i>August Worker's Compensation Costs</i>	
<i>Indemnity (paid to employees)</i>	\$46,024.61
<i>Other (includes Legal)</i>	\$7,735.11
<i>Medical includes Case Mgmt, UR, Rx & PT</i>	\$46,654.07
<i>TPA Administration Fee</i>	\$5,000.00
<i>Excess Insurance</i>	\$7,512.08
<i>Total Expenses</i>	<i>\$112,925.87</i>
<i>Reserves</i>	<i>\$1,219,341.94</i>
<i>Excess Reserved</i>	<i>(\$450,549.94)</i>
<i># Ending Open Claims</i>	<i>35</i>

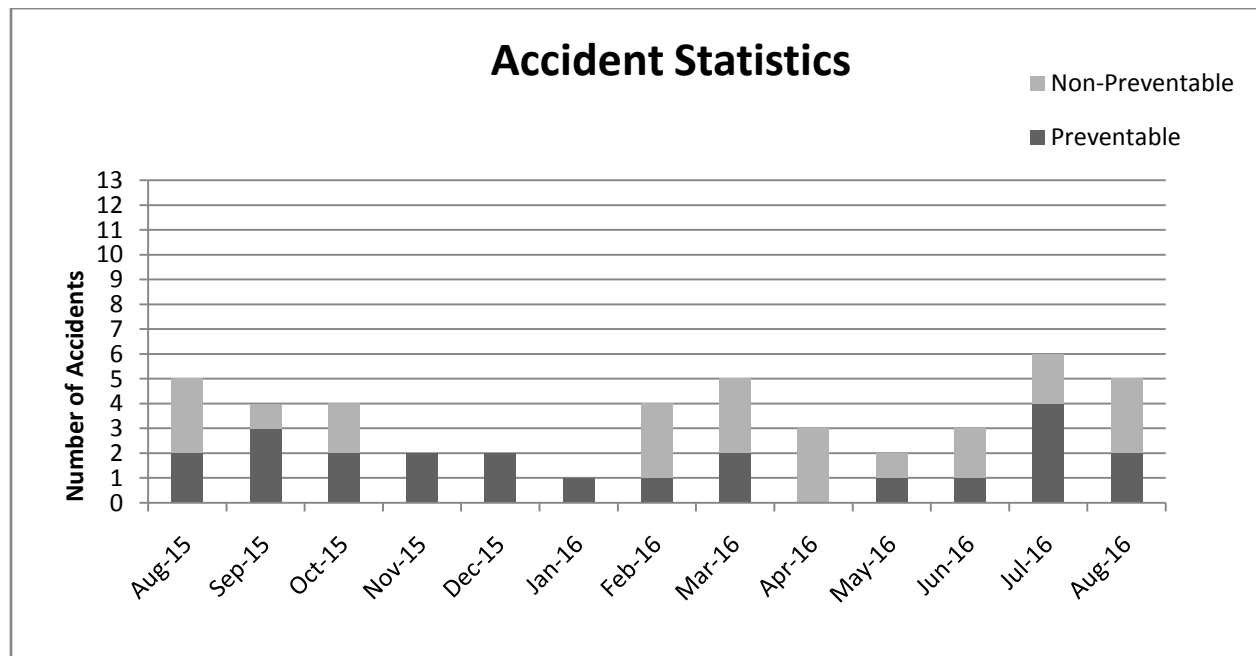
Training

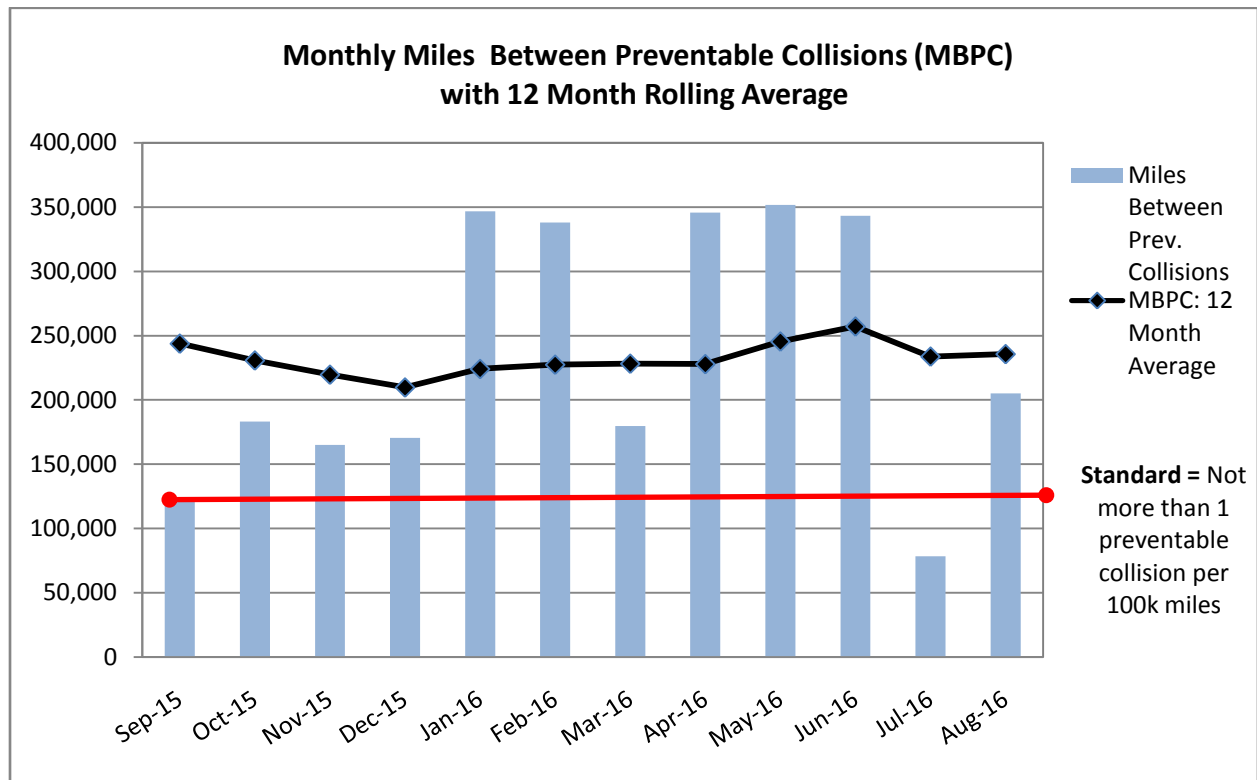
Description	Attendees
New Vehicle Familiarization Training (Vehicle 994)	4
Annual Coach Operator Verification Transit Training (VTT)	15
Maintenance Safety Training	12
Post-Accident/Incident Re-training	6
Harassment Prevention for Transit Employees	15

Risk Management

Description	August 2016 Preventable		August 2015 Preventable	
	Yes	No	Yes	No
POV Vehicle hits MST Vehicle	0	3	0	3
MST bus hit stationary object	2	0	2	0
TOTAL	2	3	2	3

During the month of August there were two minor preventable collisions with stationary objects.





There were no claim recoveries during this period and no claims paid.

Customer Service Update

Service Report Type	MST	*Other Provider	# of valid reports	% of reports received	August '15	% of reports received
Improper Driving	2	5	1/4*	10.6%	6	10.2%
Request To Add Service	0	1		1.6%	3	5.1%
Passed By	10	0	6	15.1%	6	10.2%
Improper Employee Conduct	0	4	3*	6.1%	4	6.8%
Bus Stop Amenities	3	0		4.5%	2	3.4%
Late Arrival	2	2	1*	6.0%	2	3.4%
Fare / Transfer Dispute	2	0	1	3.0%	3	5.1%
No Show	1	1		3.0%	8	13.6%
ADA Compliance	0	0		0.0%	7	11.9%
Inaccurate Public Information	0	0		0.0%	1	1.7%
Service Other	5	5	2/2*	15.1%	3	5.1%
Passenger Conduct	0	2		3.0%	0	0.0%
Agency Policy	0	0		0.0%	1	1.7%
Early Departure	2	0	1	3.0%	4	6.8%

Late Departure	0	1	1*	1.6%	1	1.7%
Passenger Injury	0	0		0.0%	0	0.0%
Full bus / Left behind	1	0		1.6%	1	1.7%
Routing	3	0		4.5%	1	1.7%
Employee Other	4	2	1/2*	9.0%	0	0.0%
Service Schedule	1	1	1*	3.0%	4	6.8%
Title VI Complaint	1	0		1.6%	1	1.7%
Unsafe Conditions	0	0		0.0%	1	1.7%
Discriminatory Behavior by Employee	1	0		1.6%	0	0.0%
Harassment by Employee	0	2	1*	3.0%	0	0.0%
Off Route	0	1	1*	1.6%	0	0.0%
Overcrowding	0	1	1*	1.6%	0	0.0%
Total Complaints	38	28		100.0%	59	100.00%
Employee Compliment	1	2			7	
Service Compliment						

Finance Update

General Accounting/Accounts Payable

During the month of August, staff processed timely and accurate payments to vendors, recorded appropriate revenues, and prepared monthly financial reporting and analysis. Staff continues to work effectively to meet financial reporting deadlines.

In August, staff continued working on finalizing the annual audit preparation for FY16. Vavrinek, Trine, Day & Co. LLP (VTD) will perform the remainder of the audit during the week of September 26th.

Payroll

Routine changes and adjustments to payroll records were maintained along with filing of all federal, state, and retirement reports and payments on a timely basis. Payroll continued to provide hours and earnings reports upon request to MST departments

Grants

During the month of August, staff worked on a number of grant and compliance activities. Materials were prepared for the Fixed Facility Analysis for the South County maintenance facility. Reimbursement requests to Caltrans were prepared, and the semi-annual progress reports for Public Transportation Modernization, Improvement, and Service Enhancement (PTMISEA) funds were submitted on time.

Staff coordinated with TAMC and ITN Monterey County to compile all necessary information and documents to submit a grant application to the National Aging and

Disability Center. The final report for the Community Development Block Grant (CDBG) program was submitted on time.

Purchasing

During the month of August, parts staff was busy with managing inventory levels and ensuring continued supplies were available. Inventory levels are remaining under \$200K, and with new buses added to the fleet, parts staff is seeing a gradual decline in the expenditure of costly component replacements. Several large procurements were underway for Bus-on-Shoulder Consultant, and continued work on the MST Operations & Maintenance Facility, renovation, and expansion.

Information Technology Update

Staff monitored the hardware and software for the Trapeze Group TransitMaster (TM) Automatic Vehicle Location system. Staff monitored the Trapeze Enterprise Asset Management (EAM) vehicle maintenance system. Staff continued to support the users of the Serenic Navision accounting/payroll system. Staff monitored the functionality of the customer service database. Staff worked with Giro in continuing the Hastus system parallel testing.

Staff liaised with the County of Monterey Information Technology Department and Trapeze Group regarding the radio hardware to be installed to extend data/radio/cell coverage to include San Jose, Paso Robles, and other outlying areas of service. Staff monitored the virtual computer systems.

Staff worked with AT&T in continuing the transition to a Voice Over IP (VOIP) telephone system at all MST sites.

Staff continued to support other MST staff members as needed, proactively ensuring that all were supported fully with their IT needs.

Marketing and Sales Update

Published news stories include: "MST gets kudos from riders" (The Californian, 8/2/16); "Changes coming to Car Week due to wildfire" (KION, 8/10/16); "Ciclovía Salinas IV around the corner" (The Californian, 8/12/16); "Holman Highway 68 Roundabout Construction Begins Wednesday" (Driving Business MCCVB Member Update, 8/18/16); "Road Report: Roundabout construction to begin" (Monterey County Herald, 8/20/16); "Holman Highway roundabout breaks ground" (KION, 8/22/16); "Road Report: Construction on Holman Highway roundabout kicks off" (Monterey County Herald, 8/22/16); "Holman Highway 68 Roundabout - Smooth, Safe & Simple" (Carmel Chamber of Commerce Weekly Update, 8/23/16); "Construction begins on Holman Highway roundabout" (KION, 8/24/16); "MST Names Building for Lichtanski" (APTA's Passenger Transport, 8/25/16); "Salinas police cites 47 drivers during 'pedestrian sting'" (The Californian, 8/27/16); "Labor Day closings" (The Californian, 8/31/16).

Press releases sent include: "Customer satisfaction improves among Monterey-Salinas Transit riders" (8/1/16); "MST to sell deeply-discounted monthly pass beginning August 15 during Holman Highway 68 roundabout construction" (8/10/16).

Marketing activities: Made updates to specialty route brochure for lines 55/86; reviewed database progress for Holman Highway 68 Roundabout reduced bus pass pricing; continued work on grant-funded South County marketing campaign to include two photo shoots, interviewing community leaders on transportation needs, and surveying potential passengers; met with SignWorks and Springboard Design to finalize MST-branded signage specs for administration building lobby signs; attended a communications roundtable meeting at the Monterey County Convention & Visitors' Bureau regarding interaction between Car Week activities and Sobrantes Fire emergency crews; moved all fare media and marketing supplies from storage at TDA facility to new administration building; attended Monterey County Hospitality Association monthly membership luncheon; met with property manager at admin building to discuss lobby paint and lighting refresh plans; conducted interviews to hire new customer service representative/English-Spanish translator; updated website and created flyer for service modifications to CSUMB routes; created Wi-Fi splash page with terms and conditions of use; compiled website updates for Sept. 3 service changes; attended Monterey County Convention and Visitors' Bureau Annual Meeting; filmed a portion of a TV shoot with an MST driver and eTrolley for "My Monterey" TV commercial; provided circular bus service at Sand City's West End Celebration; coordinated MST bus service to Monterey County Fair and free entrance for MST employees; attended HWY 68 Roundabout Construction Project communications and interagency task force meetings; managed MST website content, Facebook page, and Twitter account.

Community outreach: Set-up booth at City of Marina National Night Out; attended Independent Transportation Network (ITN) Monterey County celebration; set up booth at La Gloria Elementary School Resource Fair; set-up booth at Salinas Food & Wine Festival; set-up booth at Community Action Resource Fair at Soledad YMCA; displayed MST's wirelessly-charged electric trolley at Wheels of the Future Car show; set-up booth at Monterey County Stand Down for Homeless Veterans; set-up booth at Sand City's West End Celebration; set-up booth at Día del Trabajador; set-up booths for Senior Day and Veterans Day at Monterey County Fair; set-up booth at Middlebury Institute for International Studies (MIIS) Community Resource Fair.

Planning Update

During the month of August, staff continued to monitor the revenues and expenses for the military partnerships after implementation of the July 2014 Presidio reductions that were required because Congress allowed the expanded federal transit benefit to be reduced by nearly 50% effective December 2013. Revenues received from the federal transit benefit have stabilized and increased during recent months so that revenues are matching expenses and have fully made up for previous losses. During the month the Presidio, with assistance of MST Business Development Transit Planner, Mike Gallant, continued its targeted recruitment efforts to maximize military and civilian participation in the federal transit benefit program. This effort is intended to stabilize and

grow revenues for MST to continue operating the military-funded routes. Fortunately, Congress voted in December to raise the transit benefit again on a permanent basis. The benefit was raised for the Presidio participants on March 10, 2016. As such, staff will be meeting with the Presidio to re-evaluate the program with some expansions possible for the future.

Staff continued planning efforts with Camp Roberts in southern Monterey County with the goal of providing transit service after MST was awarded a FTA Section 5311(f) grant. As of Labor Day weekend, the new line 85 will provide military service members and the public with a bus route from Templeton to Fort Hunter Liggett with stops in Paso Robles and Camp Roberts.

Staff continued participation in coordination meetings with the City of Monterey as the Highway 68 Roundabout moved closer to construction. The project will impact traffic conditions throughout the area as well as MST routes serving the Monterey Peninsula.

Throughout the month, staff continued participating in meetings with various local agencies, including the Transportation Agency for Monterey County, Association of Monterey Bay Area Governments, Salinas Valley Chamber of Commerce Government Relations Committee, the Monterey County Hospitality Association, Monterey County Business Council, and the Fort Ord Reuse Authority.

MST gets kudos from riders

Amy Wu, The Californian 10:54 p.m. PDT August 2, 2016



Buy Photo

(Photo: Joe Truskot/The Salinas Californian)

Riders are giving Monterey-Salinas Transit a thumbs up.

Some 88 percent of riders rated Monterey-Salinas Transit (MST) as "good" or "excellent," based on MST's 2016 customer satisfaction survey a 10.3% rise compared to 79.7 percent in the last survey in 2014.



THE SALINAS CALIFORNIAN

Leave your car behind on vacation

(<http://www.thecalifornian.com/story/news/local/2016/06/30/leave-car-behind-vacation/86585078/>)

The survey, conducted every two years since 2002, was released on Monday and presented to the MST board on July 11. The bilingual survey included 600 responses including with 26 percent of Spanish-speaking participants.

In all six categories, customer satisfaction saw an uptick.

- Driver safety rose from 88.7 percent in 2014 to 93.7 percent in 2016
- Bus cleanliness rose from 80.2 percent in 2014 to 85.4 percent in 2016
- Bus stops/amenities jumped from 70.6 percent in 2014 to 79.6 percent in 2016
- Friendliness/helpfulness of the driver jumped from 78.7% to 87.5%
- Friendliness/helpfulness of customer service rose from 73.7 percent to 81.3 percent

An estimated 4.5 million passenger trips are taken annually, which is the number of times someone boards a bus. The survey shows that people ride an average of two to three times a day.

Carl Sedoryk, General Manager and CEO of MST, said the number of riders continues to grow at 2 percent over the past four years.

Sedoryk attributes this to an "improving economy," including a growing number of people who are working in the tourism and hospitality industry in the Monterey Peninsula.

In recent years, MST has partnered with CSUMB, Hartnell College, the Defense Language Institute, Naval Postgraduate School, and military installations such as Fort Hunter Liggett.

Hotel occupancy rates in Monterey and ticket sales to key attractions such as the Monterey Bay Aquarium remain robust, said Sedoryk.

According to the Monterey County Convention & Visitors Bureau, tourism is the No. 2 industry for the county. It has created over 24,000 jobs and generates over \$2.7 billion in economic impact for the region.

"This has all generated increased ridership beyond normal worker commute," said Sedoryk.

Sedoryk said MST has worked to improve service, including investing hundreds of thousands of dollars (including from state grants) into new bus shelters.

Salinas City Councilmember Kimbley Craig said public transportation is critical to the city of Salinas.

"Building bigger roads isn't always the solution...Encouraging people to rideshare and use mass transportation is a solution," said Craig, noting the city has many working-class families many of whom work in hospitality in Monterey.

During harvest season there is also a 20% to 30% uptick in workers many who rely on public transportation, Craig said.

Contact Government Reporter Amy Wu at 831-754-4285 or awu@thecalifornian.com. Follow Wu on Twitter @wu_salnews or www.facebook.com/amywucalifornian (<http://www.facebook.com/amywucalifornian>).

Read or Share this story: <http://bit.ly/2aA4asN>



SALINAS
58° F
Haze

« HOME(/)

Search(/page/search/npgb-kiontv-mobile/search/23048948?view=asSearch)

Select a section

Home

Changes coming to Car Week due to wildfire

Published On: Aug 10 2016 07:03:44 PM CDT Updated On: Aug 10 2016 08:54:21 PM CDT

Changes coming to Car Week due to wildfire

« HOME(/)

Search(/page/search/npgb-kiontv-mobile/search/23048948?view=asSearch)

Select a section

Ciclovia Salinas IV around the corner

MacGregor "Goya" Eddy, For The Salinas Californian 8:23 a.m. PDT August 12, 2016



(Photo: Jay Dunn/The Salinas Californian)

"A developed country is not a place where the poor have cars, it's where the rich use public transportation."

-- Enrique Peñalosa, former mayor of Bogota, Colombia, who established the first Ciclovia event in 1976.

Ciclovia Salinas returns Oct. 9 for a fourth consecutive year of promoting human-fueled fun and mobility.

On that Sunday, 1.6 miles of East Alisal Street, from Main Street to North Sanborn Road, will close to cars and motorized vehicles. It opens exclusively to running, biking, skating, dancing, playing and other non-motorized recreation. Music, food and booths staffed by community service groups complete the festive lineup. Salinas boasts the only youth-led Ciclovia event in the United States. Each year, the Building Healthy

Communities chapter in Salinas assembles a panel of young people to organize the event.

Ciclovia is Spanish for "bike path." The first Ciclovia was held in Bogotá, Colombia in 1976. Bogotá has closed miles of streets every Sunday for 40 years. Similar car-free street events have been replicated in cities across America and around the world.

Car-free streets can provide a safer environment in which families enjoy public space for recreational activity and physical exercise, and which helps prevent diabetes and obesity. Ciclovia Salinas is a sustainable event that promotes local businesses and fosters community-building.

The event will distribute free helmets to participants under age 18 to prevent injury and comply with the helmet law. Skateboarders and scooter users can also get helmets.



THE SALINAS CALIFORNIAN

Salinas ranks woefully low for bicycle safety

(<http://www.thecalifornian.com/story/news/2016/08/04/salinas-ranks-woefully-low-bicycle-safety/88271788/?from=global&sessionKey=&autologin=>)

High school students are recruited to work on Ciclovia every year. They earn credit toward their community service hours required for graduation. Students fan out across the community to ask individuals, organizations and businesses to get involved by hosting a Ciclovia activity or a resource booth. To get involved, go online to <https://cicloviasalinas.org> or call 831-717-1384; email to: cicloviasalinasactivities@gmail.com.

Bus pass discount: During construction on Highway 68 for the next few weeks, Monterey-Salinas Transit is offering a good discount on bus passes. Beginning Monday, its 31-Day Basic GoPass costs only \$13. The pass regularly costs \$95. Do the math, it's a real bargain.

Traffic delays that can fuel frustration, even road rage, among commuters and are expected during the months of construction on the Holman Highway 68 roundabout. By offering economical bus transit, MST officials hope people who do not usually ride the bus will give it a try to reduce traffic. Maybe some people will keep using the bus after construction is completed.

"It's our way of helping out the community, and especially hospitality workers, whose hotels, restaurants and shops will be located in the heart of the congested areas of the Peninsula," said Hunter Harvath, MST assistant general manager for finance.

The bus pass discount is available to those who live or work in these areas: Big Sur, Carmel, Carmel Valley, Pacific Grove, Pebble Beach and parts of Monterey. Salinas and south county residents who work in the affected areas must present a pay stub (or other proof of employment) to get the discount. The passes will be available Monday at MST transit centers. Monterey Peninsula College students can get the discount on campus.


"The more people who ride the bus, the less traffic congestion will be an issue during construction," said Harvath. "We'll be better able to keep the traffic flowing on local roads and provide... bus riders with the opportunity to save nearly \$1,000 over the duration of the construction period."

Information, online visit www.mst.org or call Monterey-Salinas Transit toll free at 1-888-MST-BUS1.

Panel meeting: The City of Salinas Traffic and Transportation commission will meet at 7 p.m., Thursday, Aug. 18 at 200 Lincoln St., the Salinas City Hall Rotunda. The commission makes recommendations regarding improvements to traffic flow and safety on city streets, where to place traffic control devices, speed zones, and traffic islands. The commission advises on the safe use of public streets, crosswalks, sidewalks, alleys, parking lots, and curb parking. The commission studies and makes recommendations regarding municipal transportation systems. The commissioners are Mary Ann Worden, Jose Castillo, John Viarengo, Kendra Howell, Diana Martinez, Chris Flescher and Stephen Kennedy.

The public is welcome. Online, go to www.cityofsalinas.org to see the agenda or call 831-758-7241 for information.

Correction: Last week's column should have focused solely on the safety issues of young pedestrians in Salinas, not young bicycle riders. The data reported did not include bike riders.



(Photo: Provided)

Follow MacGregor "Goya" Eddy on Twitter at @Goya1949. Contact her by email at wecouldcarless@gmail.com or mail to: We Could Car Less, in care of The Salinas Californian, 123 W. Alisal St., Salinas 93901.

Read or Share this story: <http://bit.ly/2blaVCy>

Zoe Shoats

From: info=seemonterey.com@reply.brnto.com on behalf of Monterey County Convention & Visitors Bureau [info@seemonterey.com]
Sent: Thursday, August 18, 2016 11:49 AM
To: Zoe Shoats
Subject: Driving Business MCCVB Member Update


If you are having trouble reading this email, you may [view the online version](#)

Not displaying correctly? Try viewing it in your browser

MONTEREY Monterey County Convention & Visitors Bureau

Member Newsletter | August 2016

MONTEREY Grab life by the moments:



MCCVB
Instagram

Followers Grow More Than 300%

MCCVB's Instagram feed has grown to be the most active and important social media tool over the last year.

In July, the MCCVB had 10,458 Instagram followers, compared to 2,541 the same time last year, that's over 300% YOY.



MCCVB's Annual Luncheon

The MCCVB is thrilled to host its Annual Membership Luncheon on Thursday, August 25, at 11:30 AM at the Monterey Plaza Hotel.

The MCCVB will be celebrating the successes of the last year and take a look ahead to next year's



Monterey Classic Car Week

The MCCVB worked with community representatives to develop "[Your Guide to Navigating Car Week 2016.](#)"

The guide includes a schedule of events, [road closures](#), [shuttle information](#) and traffic tips to help inform residents and visitors and encourage them to plan ahead. The MCCVB also created an [interactive map on SeeMonterey.com](#) which has little cars mapped out and displays information for Car Week events.



Holman Highway 68 Roundabout Construction Begins Wednesday

Construction for the new Holman Highway 68 Roundabout will begin Wednesday, August 24. There will be night-time construction from 8 pm - 6 am on August 24 and August 25. The construction work will result in traffic control and flagging at the intersection of Holman Highway 68 and the southbound Highway 1 on and off ramps. Emergency vehicles will have full access at all times. Motorists should expect delays of approximately 10-15 minutes.

You can sign-up for Highway 68 Roundabout email notifications now at tamcmonterey.org. To help alleviate congestion during construction, MST is selling a deeply-discounted monthly pass for those who live and work in nearby communities. To see if you qualify for the discount, please visit MST's [website](#). For those who have purchased the reduced MST bus pass, the City of Monterey is also offering a monthly packet of 20 entries for the East Garage for \$20, a 50% discount. Please call the Monterey Parking Division at 831-646-3953 for more information.



Soberanes Fire Fundraisers in August

The new Cultura Comida y Bebida in Carmel-by-the-Sea held a special advance opening and fundraiser for guests on Friday, August 5. The event was a huge success and raised over \$33,000 for the Community Foundation for Monterey County for the rebuilding of farms, vineyards, orchards, dairies and apiaries that had been damaged by the fire.

The Monterey Bay Aquarium hosted its largest night event on record on Sunday, August 7, raising \$110,000 for the Community

Road Report: Roundabout construction to begin

Night work starting Wednesday

By Clark Coleman, Monterey Herald

Saturday, August 20, 2016

Monterey County >> After the 18-wheelers housing Bugattis and Bentleys depart and the dust from Classic Car Week settles, traffic in most years returns to normal patterns.

But this year, the end of Classic Car Week marks when work begins in earnest on the Holman Highway Roundabout project.

A groundbreaking ceremony will be held Monday and construction begins Wednesday night. Work will be done from 8 p.m. to 6 a.m. Wednesday and Thursday. Motorists can expect delays of 10 to 15 minutes long. Emergency vehicles will have full access through the work zones at all times.

To stay informed with project updates during construction, sign up for Highway 68 Roundabout email notification at bit.ly/2b7duH3.

For more information about the Holman Highway 68 Roundabout, see tamcmonterey.org.

The following road projects will occur Sunday through Friday unless otherwise noted.

Salinas

Utility work will be done along Abbott Street between Romie Lane and Sanborn Road from 6 p.m. to 6 a.m.

Bridge work will be done along eastbound and westbound Highway 68 at the Salinas River from 9 a.m. to 3 p.m., resulting in intermittent lane and ramp closures.

Monterey-Marina

Grinding work will be done along Highway 1 between Sloat Avenue in Monterey and Lake Drive in Marina from 8 p.m. and 6 a.m.

Toro Park-Spreckels

Daytime excavation along both directions of Highway 68 between Toro Park and Spreckels will occur from 9 a.m. to 4 a.m. which will result in intermittent lane and ramp closures.

North County

Paving projects will be done along Highway 156 in Castroville from 9 a.m. to 3 p.m. at the following locations:

- The eastbound off ramp to Highway 183/Merritt Street on Monday.

- Westbound Highway 156 at the Tembladero Slough Bridge on Tuesday.
- Eastbound on ramp to Highway 183/Merritt Street on Wednesday.

Salinas Valley

Daytime roadway excavation will be done along northbound and southbound Highway 101 between First Street and Jolon Road in King City from 8 a.m. to 4 p.m.

Day and night median barrier work, paving and bridge work will occur between Teague Avenue in Greenfield and Alta Street/Old Stage Road in Gonzales. Expect intermittent lane and ramp closures. Motorists can expect 20-minute delays.

The southbound Soledad State Prison on and off ramps will be closed from 8 p.m. Sunday to 7 a.m. Monday.

URL: <http://www.montereyherald.com/general-news/20160820/road-report-roundabout-construction-to-begin>

© 2016 Monterey County Herald (<http://www.montereyherald.com>)

Holman Highway roundabout breaks ground

Paul Dudley, Weekend Anchor/Reporter, paul.dudley@kionrightnow.com

POSTED: 10:46 AM PDT Aug 22, 2016 UPDATED: 06:12 PM PDT Aug 22, 2016



CARMEL, Calif. -

Monterey County leaders gathered Monday morning in Carmel for a groundbreaking ceremony for the Holman Highway 68 roundabout project.

"I commute here every day and being able to cut through here is going to be fantastic," said commuter Mark Lotz.

Not everyone is happy about the roundabout, though. Some people we interviewed earlier in the year said they were dreading it.

"Horrible idea, because we've seen a few little roundabouts in the neighborhoods and nobody even knows what to do with the roundabout," said commuter Megan Maron during an interview in May.

Whether you are for the roundabout or against it, construction is set to begin on Wednesday.

The roundabout is going in at the point where Highway 68 and Highway 1 meet -- an area that typically sees bumper-to-bumper traffic.

At the groundbreaking event, project organizers and leaders spoke about the benefits of the roundabout.

"I think anyone who has ever been through this intersection at rush hour realizes it's not a good situation. We need a new approach. I really think this a great approach," said Pacific Grove Mayor Bill Kampe.

"From a safety, movement and environmental standpoint, it was the best," said Monterey Mayor Clyde Roberson.

During the construction period, which is estimated to be 10 to 11 months, there will likely be delays at night and in the early-morning hours.

"Give yourself 10-15 extra minutes at night," said Grant Leonard, with the transportation agency. "And by night work, we mean after 8 p.m. and before 6 a.m."

With the traffic delays in mind, project leaders are advising people to alter the way in which they commute.

Monterey-Salinas Transit is also offering deeply discounted monthly passes for those most affected. The project is costing more than \$8 million, but the funding is split between several cities and public organizations, with more than \$5 million in private money coming from the Pebble Beach Company.

"This improvement will be a great benefit to our residents, our visitors and the employees of the Pebble Beach Company," said David Stivers, with the Pebble Beach Company. "We are really proud to be a part of this whole project."

The completion date is set for June of 2017. You can sign up for real-time traffic alerts at www.tamcmonterey.org

KION Copyright 2016

© 2016 Internet Broadcasting Systems, Inc.

Road Report: Construction on Holman Highway roundabout kicks off

Officials laud project, which is expected to take a year

By Carly Mayberry, Monterey Herald

Monday, August 22, 2016



Carmel >> Construction of the long-awaited Holman Highway 68 Roundabout project kicked off Monday morning with a groundbreaking ceremony attended by local and county government officials along with representatives from both Community Hospital of the Monterey Peninsula, Pebble Beach Co. and other agencies that helped fund the \$10.5 million project.

And while no one is looking forward to the next five months or so of construction, said David Stivers, Pebble Beach Co. executive vice president and chief administrative officer, the benefits will outweigh any initial inconvenience.

The project, which is designed to relieve traffic congestion near the Holman Highway/Highway 1 intersection, is a public-private partnership between the cities of Monterey and Pacific Grove, the Pebble Beach Co., the Monterey Bay Unified Air Pollution Control District, Monterey County, Caltrans and the Transportation Agency for Monterey County.

Work was expected to begin in the spring, but organizers ultimately opted to wait until after Classic Car Week to begin construction. The project is expected to take about a year to complete.

“It’s not often we get to set a model for the rest of the nation,” said Monterey Mayor Clyde Roberson, from the podium outside the Unitarian Universalist Church of the Monterey Peninsula on Monday. Roberson noted that it couldn’t have happened without a coordinated effort between multiple agencies. For its part, the city of Monterey contributed \$500,000 to the endeavor.

“None of the entities could have done it by themselves but by working together, we made it a solvent problem,” said Roberson. The end result will be a safer intersection, less traffic and cleaner air, Roberson said.

“We usually don’t think of it as such but it’s a scenic and environmental project too because it’s going to create less traffic and cleaner air,” Roberson said.

David Frisbey of the Monterey Bay Unified Air Pollution Control District, which contributed \$350,000 to the project, also touted the environmental aspect.

“Roundabouts are about thinking differently. They reduce congestion and air pollution,” said Frisbey. “In this instance, we’ll reduce more than two tons in emissions.”

Jim Cullen, a board member of Skyline Forest Association, also said the roundabout was the best solution.

“We knew increased traffic signals were not going to solve the problem,” said Cullen, about the earlier planning stages.

Pacific Grove Mayor Bill Kampe said the project was important enough to the city of Pacific Grove for it to allocate \$100,000 in the city's regional surface transportation program funds toward it, despite the project not being within city limits.

"When it's done, you're really going to like the results," said Kampe.

The Pebble Beach Co. has invested \$4.8 million in the project. The Transportation Agency for Monterey County contributed \$3.6 million and Monterey County contributed \$68,000.

"We're very confident in TAMC and their outreach program and the construction," said Stivers, who credited the leadership of the city of Monterey's Rich Deal, the project's manager. "It will be a great benefit to our residents, visitors and employees of the Pebble Beach Co."

Monterey City Manager Mike McCarthy said the city will do its part to alleviate those potential traffic tie-ups, which are a concern for many Peninsula motorists.

"Our plan for the project has been to avoid significant impacts during heavier traffic times," said McCarthy. "There will be traffic impacts but our team is doing quite a lot to mitigate it."

McCarthy advised that residents and visitors check either the city's website (monterey.org) or the Monterey County Convention and Visitors Bureau's website (seemonterey.com) to stay abreast of traffic conditions during the project.

The Monterey Bay Aquarium is also lending its hand in that effort by stepping up its Tunnel Jumpers program, an expansion of its alternative transportation program designed to offer incentives to use alternative transportation like walking, biking and car pooling.

"As one of the main drivers of visitors to the Peninsula, we're anticipating great improvement for those who live and work here," said Barbara Meister, the Monterey Bay Aquarium's public affairs director.

Both McCarthy and Meister mentioned the partnership with the Monterey-Salinas Transit, which is selling discounted passes during the roundabout's construction and runs a trolley from downtown Monterey to Fisherman's Wharf and Cannery Row.

To stay informed with project updates during construction, sign up for Highway 68 Roundabout email notification at bit.ly/2b7duH3.

Carly Mayberry can be reached at 726-4363.

URL: <http://www.montereyherald.com/general-news/20160822/road-report-construction-on-holman-highway-roundabout-kicks-off>

© 2016 Monterey County Herald (<http://www.montereyherald.com>)

Zoe Shoats

From: Carmel Chamber of Commerce [kgiedt@carmelchamber.org]
Sent: Tuesday, August 23, 2016 2:51 PM
To: Zoe Shoats
Subject: Your Weekly Update from the Carmel Chamber of Commerce



Weekly Update!

August 23, 2016

Carmel Occupancy Stats!

We have added more information to our website! For those interested in what Carmel-by-the-Sea's occupancy rates have been, we have some charts for you! These stats are compiled by the City of Carmel in accordance with the TOT tax collected.

Occupancy Report (%)

Quarterly

Occupancy Change Over Last Year (%)

Quarterly

Average Daily Room Rate (\$)

Quarterly

Average Daily Room Rate Change Over Last Year (%)

Quarterly

Receipts (\$)

Quarterly & Annual

Receipts Change Over Last Year (%)

Quarterly & Annual

[Click here to view all of these stats and more!](#)

What's Happening?!

- + Carmel Occupancy
- + Julianna Quelle Design
- + Highway 68
- + Zantman Art Galleries
- + Carmel Mission Inn
- + Taste of Carmel
- + Soberanes Fire

AD

Ribbon Cutting at Julianne Quelle Design


August 25, 2016
Doors open at 5:00 PM

Free to Attend!

Stonehouse Court
Mission between 5th and 4th, Carmel, 93921

Join Jana Magginiti for a ribbon cutting to celebrate the new location of her business, Julianne Quelle Design. Sip wines from Carmel Road Tasting Room, enjoy the musical talents of Kenny Stahl, and savor small bites from Il Grillo and Nielsen Bros. Market & Deli as you mingle and enjoy the beauty of the Stonehouse Court patio.

Set an email reminder for this event.



Holman Highway 68 Roundabout - Smooth, Safe & Simple

Night Time Construction Wednesday & Thursday
Construction of the Holman Highway 68 Roundabout will require **night-time road construction from 8 p.m. to 6 a.m. on the nights of**

Wednesday August 24 and Thursday August 25

The construction work will require traffic control and flagging through the intersection of Holman Highway 68 and the southbound Highway 1 on and off ramps. Emergency vehicles will have full access through the work zone at all times. **Motorists should expect delays of approximately 10 - 15 minutes.**

Upcoming Construction Phase

The project will enter a phase with **increased night work starting Sunday, August 28th and going through the week of September 12.** No work will be done during Labor Day Weekend. Night time work is generally between 8 p.m. and 6 a.m., Sunday nights - Friday mornings. Stay tuned for more updates next week.

Deeply Discounted Bus and Parking Passes

To help reduce congestion during construction of the Holman Highway 68 Roundabout, Monterey-Salinas Transit will be selling deeply discounted bus passes to individuals who live or work in the area affected by the construction zone. The bus pass is a great way to avoid traffic while saving on the cost of driving your car.

In conjunction with the bus pass, the City of Monterey will provide deeply discounted parking at the Downtown Garages. When a customer shows their MST bus pass, they can purchase 20 daily entries to the parking garage for \$20, which a

**29th Annual
Jewish Food Festival
Congregation Beth Israel
5716 Carmel Valley Road
Sunday, August 28
10:30 a.m. - 4:00 p.m.**



For details, click here.

**For the Congregation
Beth Israel website visit,
www.carmelbethisrael.org**

New Members!

SCORE of Monterey Bay/SBA

If you know of a business that would benefit from the exposure, promotion and support of the Carmel Chamber, contact Lee, Director of Operations at llarrew@carmelchamber.org.

Job Openings!

50% discount. From the Downtown Garage, people can use their MST bus passes to get around Monterey, New Monterey, and Pacific Grove. For more information go to: <http://mst.org>

Please sign-up to receive weekly "look-ahead" email notifications: www.tamcmonterey.org



Ribbon Cutting at Zantman Art Galleries

September 3, 2016
Doors open at 5:00 PM

Free to Attend!

Zantman Art Galleries cordially invites you to join them for a Ribbon Cutting and Art Exhibit of world renowned Italian artist Pietro Piccoli. He will be flying in from Italy for an exhibition of his newest paintings and signing books. Come meet the artist, enjoy wonderful hors d'oeuvres, wine, and music. Don't miss this fabulous event!

[Set an email reminder for this event.](#)

Have a friend or family member looking for a new job? These members are looking for them!

**Patisserie Boissiere
Restaurant
Assistant
Manager/hostperson**

[View all job postings »](#)

Member Sales!

Everyone loves a sale!
Check out these members!

elizabethW
**Free gift with \$20
purchase**
(while supplies last)

Nielsen Bros. Market
15% off 12 bottles of wine
10% off 6 bottles of wine
(21 or over. All discounts above
exclude rare wines.)


[View all deals & savings »](#)

Quick Links

Construction begins on Holman Highway roundabout

Linda Zhang, MMJ/Reporter, linda.zhang@kionrightnow.com

POSTED: 10:42 PM PDT Aug 24, 2016 UPDATED: 05:42 AM PDT Aug 25, 2016



CARMEL, Calif. -

Construction on the Holman Highway 68 roundabout is underway. Crews will be working from 8 p.m. to 6 a.m. Wednesday and Thursday.

"Tonight, we are going to be doing some stripe removal, and then putting down some new strips. But the big thing, I think, is that we are going to put in a new signal in this intersection that will run temporarily throughout the project," said construction manager Bobby Pentorali.

Crews are taking out the traffic signals and replacing them with a roundabout. Pentorali says

there shouldn't be any major effect on traffic.

"There is going to be less protected turn movements, so there maybe a little bit of delay, a little bit of stacking up in the morning, in the afternoon, during busy times. But, generally speaking, there's not a whole lot that changes between now and, say, December or November," Pentorali said.

One thing will change before the end of the year.

"Come mid-September, all the way probably through November, December, you will have a different way to get through the intersection and get through 68," Pentorali said.

Before the complete makeover, commuters will also have to pay attention to minor changes.

"Coming off of Highway 68 now, it's going to be a left turn and straight through only. They don't have to wait for traffic on the other side," said Tom Fererra with St. Francis Electric.

For those still worried about construction delays, Monterey-Salinas Transit has dropped its monthly pass from \$95 to \$13 for those living, working and going to school in the area.

"That would be the west side of Monterey, as well as all of Pacific Grove, Carmel, Carmel Valley, down to Big Sur, and the unincorporated areas," said Hunter Harvath from Monterey-Salinas Transit.

MST hopes the discount will reduce traffic in the area.

"We are going to be fighting the congestion just like everyone else, so it really is important, not only to the community at large, but also to MST and our operations to get as many people off the road and out of their cars, and onto our buses," Havarth said.

These passes can be purchased at MST customer service centers in downtown Monterey, Maria, and downtown Salinas. A valid proof of residency is required. MST plans to offer discounted passes for as long as construction lasts.

KION Copyright 2016



Annual Meeting

SEPTEMBER 11-14 | LOS ANGELES, CA

Learn
More

PASSENGER Transport

THE SOURCE FOR PUBLIC TRANSPORTATION NEWS AND ANALYSIS

August 25, 2016

BREAKING NEWS | NEWS HEADLINES | IN-DEPTH | COMMENTARY | 2016 APTA AWARDS | AROUND THE INDUSTRY |
PEOPLE ON THE MOVE

AROUND THE INDUSTRY

MST Names Building for Lichtanski



Members of the Monterey-Salinas (CA) Transit (MST) Board of Directors including Chair Libby Downey, center holding scissors, and General Manager/Chief Executive Officer Carl Sedoryk, sixth from right, recently commemorated the official opening of the new Frank J. Lichtanski Administration Building. Lichtanski was a 31-year MST employee who was general manager/CEO at the time of his death in 2005 and was named to the APTA Hall of Fame in 2008. There is also an APTF scholarship named in his honor.

CLASSIFIEDS

» The Sacramento Regional Transit District is looking for a deputy chief executive officer. [\[More\]](#)

» The Metropolitan Atlanta Rapid Transit Authority seeks a chief communications officer. [\[More\]](#)

» The Madison County Mass Transit District is soliciting proposals for the purchase of light-duty transit buses. [\[More\]](#)

[View more Classified Ads »](#)

TO PLACE AN AD: E-mail the requested date(s) of publication to: ptads@apta.com. Mailing address is: Passenger Transport, 1300 I Street NW, Suite 1200 East, Washington, DC 20005. Ad copy is not accepted by phone. **DEADLINE:** 3 p.m. EST, Friday, one week prior to publication date. **INFORMATION:** Phone (202) 496-4877.

[« Previous Article](#)

[Return to Top](#)

[Next Article »](#)

[FORWARD](#) | [CALENDAR](#) | [APTA HOME](#) | [ADVERTISE WITH US](#)



© Copyright 2016 American Public Transportation Association
1300 I Street NW, Suite 1200 East, Washington, DC 20005
Telephone (202) 496-4882 • Fax (202) 496-4321
[Print Version](#) | [Search Back Issues](#) | [Contact Us](#) | [Unsubscribe](#)

Salinas police cites 47 drivers during 'pedestrian sting'

Chelsey Adams 6:49 a.m. PDT August 27, 2016



(Photo: Provided/Salinas Police Department)

Salinas police conducted a "pedestrian sting" on Thursday to catch drivers violating pedestrian's right-of-way.



Salinas police pulled over 61 vehicles during a pedestrian sting on Thursday. *(Photo: Provided/Salinas Police Department)*



Salinas police pulled over 61 vehicles during a pedestrian sting on Thursday. *(Photo: Provided/Salinas Police Department)*

The sting was conducted between 12:30 p.m. and 5:30 p.m., first at the crosswalk located at Natividad Road and Sorrentini Drive and then at the crosswalk at North Main and Chaparral streets, according to Salinas police.

Plain-clothed officers walked back and forth across the street in the crosswalk while wearing a bright orange shirt as other officers in uniform and on marked police motorcycles or in a patrol unit waited nearby.

When a vehicle violated a pedestrian's right-of-way, the uniformed officers would stop the vehicle and cited the driver, according to police.

During the sting, citizens not involved in the operation would cross the street, and a vehicle violating their right-of-way would also be cited.



THE SALINAS CALIFORNIAN

Soledad teen sentenced to five years for shooting

(<http://www.thecalifornian.com/story/news/my-safety/2016/08/27/soledad-teen-sentenced-five-years-shooting/89445906/>)

"Crossing the street was actually a bit frightening at times," said Sergeant Gerry Ross. "There were a few times that cars zoomed by me within three to five feet at 45 to 55 mph. Hopefully this sting operation will teach drivers to slow down and stop for pedestrians."

Salinas police chose these two crosswalk areas because of a history of vehicle/pedestrian traffic collisions at the locations, according to police. There has been a pedestrian killed at or near those crosswalks over the last few years.

In total, officers made 61 traffic stops and wrote 47 citations, nine of which were for cell phone use while driving. One citation was issued for a Monterey-Salinas Transit bus driver. Three of these drivers cited were also cited for driving while unlicensed, and another person was cited for allowing an unlicensed person to drive. One driver was arrested for an outstanding warrant.

Officers could have written even more tickets, but there were times that all the officers were busy writing tickets at the same time, according to police.

Funding for this program was provided by a grant from the California Office of Traffic Safety through the National Highway Traffic Safety Administration.

Read or Share this story: <http://bit.ly/2c3YETp>

Labor Day closings

Rachel Zentz, The Salinas Californian 11:45 a.m. PDT August 31, 2016



(Photo: Provided/Getty Images/istockphoto)

Salinas-area closings Monday, Sept. 5.

- Monterey County offices: Closed.
- Courts: Closed.
- Salinas city offices: Closed.
- Salinas Public Libraries: Closed.

■ Schools: Closed.

■ Banks: Closed.

■ Northridge Mall: Open.

■ Post office: Closed.

■ The Californian: Closed. (877) 424-4917.

■ Garbage pickup: Office closed, regular pick up.

■ MST bus service: Sunday schedule.

Read or Share this story: <http://bit.ly/2bRtUpE>

Board Report

MONTEREY - SALINAS TRANSIT

September 30, 2016 8:35 AM

Page 1

ADAWSON

Vendor Ledger Entry: Posting Date: 08/01/16..08/31/16

Check Date	Check No.	No.	Name	Description	Amount (\$)
08/01/16	42249	CARHAR	CAROLYN D. HARDY	DIRECTOR FEE	50.00
08/01/16	42250	DANMIL	DANIEL MILLER	DIRECTOR FEE	50.00
08/01/16	42251	DAVPEN	DAVID K PENDERGRASS	DIRECTORS FEES	50.00
08/01/16	42252	DAVPAC	DAVID PACHECO	DIRECTOR FEE	50.00
08/01/16	42253	DOW10	ELIZABETH J DOWNEY	DIRECTORS FEES	50.00
08/01/16	42254	FRAOCO	FRANCIS O CONNELL	DIRECTORS FEES	50.00
08/01/16	42255	CLA10	KRISTIN CLARK	DIRECTORS FEES	50.00
08/01/16	42256	LEF10	MARY ANN LEFFEL	DIRECTOR FEES	50.00
08/01/16	42257	BAR50	TONY BARRERA	DIRECTORS FEES	50.00
					<hr/>
					450.00
08/03/16	42258	SIG10	SIGN WORKS	MST-BRANDED SIGNAGE FOR LAB LOBBIES	7,543.72
					<hr/>
					7,543.72
08/04/16	42259	TRA80	Trapeze Software Group	POR-10896	34,894.47
					<hr/>
					34,894.47
08/08/16	42260	HAR75	BRIAN HUNTER HARVATH	TRAVEL DENVER CTAA 8/9-8/11/16	207.00
					<hr/>
					207.00
08/12/16	42261	SAN10	ADTAXI BAY AREA NEWS GROUP	LEGAL AD RFP2017-01 Bus On Shoulder	938.52
08/12/16	42262	AMA10	AMALGAMATED TRANSIT UNION	UNION DUES	13,567.91
08/12/16	42264	AME01	AMERI PRIDE SERVICES, INC.	UNIFORM SERVICES TDA FY17	558.48
08/12/16	42264	AME01	AMERI PRIDE SERVICES, INC.	UNIFORM SERVICES FY17	400.77
08/12/16	42264	AME01	AMERI PRIDE SERVICES, INC.	UNIFORM SERVICES FY17	738.59
08/12/16	42264	AME01	AMERI PRIDE SERVICES, INC.	UNIFORM SERVICES FY17	449.35
08/12/16	42264	AME01	AMERI PRIDE SERVICES, INC.	UNIFORM SERVICES FY17	640.01
08/12/16	42264	AME01	AMERI PRIDE SERVICES, INC.	UNIFORM SERVICES FY17	396.31
08/12/16	42264	AME01	AMERI PRIDE SERVICES, INC.	UNIFORM LAUNDRY SERVICES FY17	31.62
08/12/16	42264	AME01	AMERI PRIDE SERVICES, INC.	UNIFORM LAUNDRY SERVICES FY17	31.62
08/12/16	42264	AME01	AMERI PRIDE SERVICES, INC.	UNIFORM LAUNDRY SERVICES FY17	203.26
08/12/16	42264	AME01	AMERI PRIDE SERVICES, INC.	UNIFORM LAUNDRY SERVICES FY17	203.26
08/12/16	42264	AME01	AMERI PRIDE SERVICES, INC.	UNIFORM LAUNDRY SERVICES FY16	206.26
08/12/16	42264	AME01	AMERI PRIDE SERVICES, INC.	UNIFORM LAUNDRY SERVICES FY17	203.26
08/12/16	42265	AME02	AMERICAN LOCK & KEY SERVICE	SPARE KEYS for truck 502	488.81
08/12/16	42266	AME50	AMERICAN SUPPLY COMPANY	SUPPLIES FY17	81.15
08/12/16	42266	AME50	AMERICAN SUPPLY COMPANY	SUPPLIES FY17	412.93
08/12/16	42267	AND2M	ANDERSEN'S LOCK AND SAFE	LOCK REPAIRS/MAINT FY17	22.37
08/12/16	42268	THO20	ANTOINETTE THOMPSON	GARNISH/1729	386.77
08/12/16	42269	SAN50	ARC	BLUEPRINTS/CAPITAL PROJECTS	220.39
08/12/16	42270	ART10	ARTISTIC SHOWER, DOOR & GLASS CO	GLASS DOOR IN BOARD ROOM	1,320.00
08/12/16	42271	ATT10	AT&T	TELEPHONE SERVICE	1,267.67
08/12/16	42271	ATT10	AT&T	TELEPHONE SERVICE	158.44

Board Report

MONTEREY - SALINAS TRANSIT

September 30, 2016 8:38 AM

Page 2

ADAWSON

Check Date	Check No.	No.	Name	Description	Amount (\$)
08/12/16	42272	CSC10	C S C OF SALINAS	SHOP SUPPLIES/VEHICLE PARTS	17.21
08/12/16	42272	CSC10	C S C OF SALINAS	SHOP SUPPLIES/VEHICLE PARTS	90.79
08/12/16	42273	CAL20	CAL-AM WATER CO	WATER SERVICE	86.25
08/12/16	42273	CAL20	CAL-AM WATER CO	WATER SERVICE	1,242.98
08/12/16	42274	CAL82	CALIFORNIA TRANSPORT LLC	TOWING SERVICES 1901 to TDA	250.00
08/12/16	42275	CAL92	CALIFORNIA WATER SERV CO	WATER SERVICE	27.79
08/12/16	42276	CAR2W	CARLON'S FIRE EXTINGUISHER	FIRST AID/FIRE EXT - FY17	155.00
08/12/16	42276	CAR2W	CARLON'S FIRE EXTINGUISHER	FIRST AID/FIRE EXT-FY17 STC	76.46
08/12/16	42276	CAR2W	CARLON'S FIRE EXTINGUISHER	FIRST AID/FIRE EXT-FY17 LAB	143.75
08/12/16	42276	CAR2W	CARLON'S FIRE EXTINGUISHER	FIRST AID/FIRE EXT-FY17 PEARL	99.88
08/12/16	42277	CAS50	CASNER EXTERMINATING, INC	PEST CONTROL FY17	125.00
08/12/16	42278	CHI20	CHIDLAW MARKETING	ADVERTISING SERVICES-	3,040.00
08/12/16	42279	CHK10	CHK AMERICA INC	RIDER'S GUIDE MAP UPDATES FOR 9/3/16	2,606.88
08/12/16	42280	CIT10	CITY OF CARMEL	RTA Jurisdiction Start-up cost Reimb.	8,723.00
08/12/16	42281	CIT15	CITY OF DEL REY OAKS	RTA Jurisdiction Start-up cost Reimb.	3,723.00
08/12/16	42282	MAR16	CITY OF MARINA	RTA Jurisdiction Start-up cost Reimb.	8,723.00
08/12/16	42283	CIT27	CITY OF MONTEREY	INET Internet Access	697.75
08/12/16	42284	CIT25	CITY OF PACIFIC GROVE	RTA Jurisdiction Start-up cost Reimb.	8,723.00
08/12/16	42285	SEA14	CITY OF SEASIDE	RTA Jurisdiction Start-up cost Reimb.	8,723.00
08/12/16	42286	CLE20	CLEAR BLU ENVIRONMENTAL	STEAM CLEANER EQUIPMENT MAINT.	569.99
08/12/16	42290	COM10	COMMERCIAL TRUCK CO.	1089	360.22
08/12/16	42290	COM10	COMMERCIAL TRUCK CO.	1126	34.85
08/12/16	42290	COM10	COMMERCIAL TRUCK CO.	1119	36.05
08/12/16	42290	COM10	COMMERCIAL TRUCK CO.	762	3.84
08/12/16	42290	COM10	COMMERCIAL TRUCK CO.	746	32.46
08/12/16	42290	COM10	COMMERCIAL TRUCK CO.	743	27.85
08/12/16	42290	COM10	COMMERCIAL TRUCK CO.	1134	25.25
08/12/16	42290	COM10	COMMERCIAL TRUCK CO.	770	211.02
08/12/16	42290	COM10	COMMERCIAL TRUCK CO.	1126	303.25
08/12/16	42290	COM10	COMMERCIAL TRUCK CO.	1134	25.25
08/12/16	42290	COM10	COMMERCIAL TRUCK CO.	1124	1,017.89
08/12/16	42290	COM10	COMMERCIAL TRUCK CO.	785	107.71
08/12/16	42290	COM10	COMMERCIAL TRUCK CO.	VEHICLE MAINT PARTS	49.82
08/12/16	42290	COM10	COMMERCIAL TRUCK CO.	1142	62.38
08/12/16	42290	COM10	COMMERCIAL TRUCK CO.	1138	35.98
08/12/16	42290	COM10	COMMERCIAL TRUCK CO.	1138	252.54
08/12/16	42290	COM10	COMMERCIAL TRUCK CO.	770	44.18
08/12/16	42290	COM10	COMMERCIAL TRUCK CO.	1178	235.47
08/12/16	42290	COM10	COMMERCIAL TRUCK CO.	1170	338.15
08/12/16	42290	COM10	COMMERCIAL TRUCK CO.	1166	256.40
08/12/16	42290	COM10	COMMERCIAL TRUCK CO.	1167	99.70
08/12/16	42290	COM10	COMMERCIAL TRUCK CO.	1156	58.14
08/12/16	42290	COM10	COMMERCIAL TRUCK CO.	780	40.56
08/12/16	42290	COM10	COMMERCIAL TRUCK CO.	1162	480.37
08/12/16	42290	COM10	COMMERCIAL TRUCK CO.	1184	71.65
08/12/16	42290	COM10	COMMERCIAL TRUCK CO.	1186	246.18
08/12/16	42290	COM10	COMMERCIAL TRUCK CO.	1059	16.95
08/12/16	42290	COM10	COMMERCIAL TRUCK CO.	1177	70.77

Board Report

MONTEREY - SALINAS TRANSIT

September 30, 2016 8:39 AM

Page 3

ADAWSON

Check Date	Check No.	No.	Name	Description	Amount (\$)
08/12/16	42290	COM10	COMMERCIAL TRUCK CO.	796	90.41
08/12/16	42290	COM10	COMMERCIAL TRUCK CO.	1180	91.45
08/12/16	42290	COM10	COMMERCIAL TRUCK CO.	778 (POR-11992)	6,169.72
08/12/16	42291	CON50	CONSOLIDATED ELECTRICAL	BLDG MAINT SUPPLIES	336.50
08/12/16	42292	DEV10	DEVIN-DURHAM-BURK	GARNISH/1897	246.00
08/12/16	42292	DEV10	DEVIN-DURHAM-BURK	GARNISH/1925	92.31
08/12/16	42292	DEV10	DEVIN-DURHAM-BURK	GARNISH/2132	46.15
08/12/16	42293	DIE10	DIESEL MARINE ELECTRIC, INC.	1068	2,976.33
08/12/16	42293	DIE10	DIESEL MARINE ELECTRIC, INC.	1169	108.63
08/12/16	42293	DIE10	DIESEL MARINE ELECTRIC, INC.	1143	121.23
08/12/16	42293	DIE10	DIESEL MARINE ELECTRIC, INC.	1067	17.92
08/12/16	42293	DIE10	DIESEL MARINE ELECTRIC, INC.	772	121.23
08/12/16	42293	DIE10	DIESEL MARINE ELECTRIC, INC.	POR-11975	134.32
08/12/16	42293	DIE10	DIESEL MARINE ELECTRIC, INC.	1093	2,930.70
08/12/16	42294	ELM10	ELMERS AUTO PARTS	PARTS/SHOP SUPPLIES	5.70
08/12/16	42295	ENV10	ENVIRONMENTAL LOGISTICS, INC.	HAZARDOUS WASTE DISPOSAL	275.00
08/12/16	42295	ENV10	ENVIRONMENTAL LOGISTICS, INC.	HAZARDOUS WASTE DISPOSAL	154.00
08/12/16	42295	ENV10	ENVIRONMENTAL LOGISTICS, INC.	HAZARDOUS WASTE DISPOSAL	1,171.25
08/12/16	42295	ENV10	ENVIRONMENTAL LOGISTICS, INC.	HAZARDOUS WASTE DISPOSAL	2,835.00
08/12/16	42295	ENV10	ENVIRONMENTAL LOGISTICS, INC.	HAZARDOUS WASTE DISPOSAL	243.75
08/12/16	42295	ENV10	ENVIRONMENTAL LOGISTICS, INC.	HAZARDOUS WASTE DISPOSAL	2,451.00
08/12/16	42295	ENV10	ENVIRONMENTAL LOGISTICS, INC.	HAZARDOUS WASTE DISPOSAL	122.50
08/12/16	42295	ENV10	ENVIRONMENTAL LOGISTICS, INC.	HAZARDOUS WASTE DISPOSAL	194.25
08/12/16	42295	ENV10	ENVIRONMENTAL LOGISTICS, INC.	HAZARDOUS WASTE DISPOSAL	2,864.50
08/12/16	42296	ESO10	e SOFTWARE PROFESSIONALS	SOFTWARE SUPPORT	87.50
08/12/16	42296	ESO10	e SOFTWARE PROFESSIONALS	SOFTWARE SUPPORT	743.75
08/12/16	42297	FAS20	FASTENAL COMPANY	MAINT SUPPLIES/VEH MAINT PARTS	349.53
08/12/16	42297	FAS20	FASTENAL COMPANY	MAINT SUPPLIES/VEH MAINT PARTS	52.23
08/12/16	42297	FAS20	FASTENAL COMPANY	MAINT SUPPLIES/VEH MAINT PARTS	336.99
08/12/16	42297	FAS20	FASTENAL COMPANY	MAINT SUPPLIES/VEH MAINT PARTS	168.41
08/12/16	42297	FAS20	FASTENAL COMPANY	MAINT SUPPLIES/VEH MAINT PARTS	130.71
08/12/16	42297	FAS20	FASTENAL COMPANY	MAINT SUPPLIES/VEH MAINT PARTS	3.26
08/12/16	42297	FAS20	FASTENAL COMPANY	MAINT SUPPLIES/VEH MAINT PARTS	185.75
08/12/16	42297	FAS20	FASTENAL COMPANY	MAINT SUPPLIES/VEH MAINT PARTS	153.21
08/12/16	42297	FAS20	FASTENAL COMPANY	MAINT SUPPLIES/VEH MAINT PARTS	194.70
08/12/16	42297	FAS20	FASTENAL COMPANY	MAINT SUPPLIES/VEH MAINT PARTS	44.53
08/12/16	42298	GFI10	GFI GENFARE	FAREBOX PARTS FY17	73.09
08/12/16	42298	GFI10	GFI GENFARE	FAREBOX PARTS FY17	143.68
08/12/16	42298	GFI10	GFI GENFARE	FAREBOX PARTS FY17	116.81
08/12/16	42305	GIL10	GILLIG LLC	725	3.06
08/12/16	42305	GIL10	GILLIG LLC	754	224.02
08/12/16	42305	GIL10	GILLIG LLC	760	118.74
08/12/16	42305	GIL10	GILLIG LLC	766	220.30
08/12/16	42305	GIL10	GILLIG LLC	976	138.57
08/12/16	42305	GIL10	GILLIG LLC	1049	89.65
08/12/16	42305	GIL10	GILLIG LLC	1069	4.29
08/12/16	42305	GIL10	GILLIG LLC	1075	175.48
08/12/16	42305	GIL10	GILLIG LLC	1111	40.35

Board Report

MONTEREY - SALINAS TRANSIT

September 30, 2016 8:39 AM

Page 4

ADAWSON

Check Date	Check No.	No.	Name	Description	Amount (\$)
08/12/16	42305	GIL10	GILLIG LLC	1117	55.94
08/12/16	42305	GIL10	GILLIG LLC	1118	325.33
08/12/16	42305	GIL10	GILLIG LLC	1121	113.80
08/12/16	42305	GIL10	GILLIG LLC	1122	145.23
08/12/16	42305	GIL10	GILLIG LLC	1115	53.74
08/12/16	42305	GIL10	GILLIG LLC	947	45.84
08/12/16	42305	GIL10	GILLIG LLC	1005	868.93
08/12/16	42305	GIL10	GILLIG LLC	951	9.78
08/12/16	42305	GIL10	GILLIG LLC	951	153.82
08/12/16	42305	GIL10	GILLIG LLC	951	156.80
08/12/16	42305	GIL10	GILLIG LLC	951	139.85
08/12/16	42305	GIL10	GILLIG LLC	619	43.91
08/12/16	42305	GIL10	GILLIG LLC	640	16.34
08/12/16	42305	GIL10	GILLIG LLC	664	32.67
08/12/16	42305	GIL10	GILLIG LLC	719	70.60
08/12/16	42305	GIL10	GILLIG LLC	745	16.34
08/12/16	42305	GIL10	GILLIG LLC	767	195.53
08/12/16	42305	GIL10	GILLIG LLC	771	72.45
08/12/16	42305	GIL10	GILLIG LLC	779	182.37
08/12/16	42305	GIL10	GILLIG LLC	781	2,440.50
08/12/16	42305	GIL10	GILLIG LLC	783	288.23
08/12/16	42305	GIL10	GILLIG LLC	789	52.28
08/12/16	42305	GIL10	GILLIG LLC	790	132.76
08/12/16	42305	GIL10	GILLIG LLC	793	8,532.40
08/12/16	42305	GIL10	GILLIG LLC	1058	37.30
08/12/16	42305	GIL10	GILLIG LLC	1073	31.89
08/12/16	42305	GIL10	GILLIG LLC	1100	132.35
08/12/16	42305	GIL10	GILLIG LLC	1131	84.21
08/12/16	42305	GIL10	GILLIG LLC	1154	589.15
08/12/16	42305	GIL10	GILLIG LLC	1159	900.78
08/12/16	42305	GIL10	GILLIG LLC	1161	682.76
08/12/16	42305	GIL10	GILLIG LLC	1165	149.19
08/12/16	42305	GIL10	GILLIG LLC	1168	215.54
08/12/16	42305	GIL10	GILLIG LLC	1176	167.75
08/12/16	42305	GIL10	GILLIG LLC	1179	914.51
08/12/16	42305	GIL10	GILLIG LLC	1181	58.91
08/12/16	42305	GIL10	GILLIG LLC	1187	11.96
08/12/16	42305	GIL10	GILLIG LLC	736	39.39
08/12/16	42305	GIL10	GILLIG LLC	771	221.34
08/12/16	42305	GIL10	GILLIG LLC	776	243.13
08/12/16	42305	GIL10	GILLIG LLC	958	142.86
08/12/16	42305	GIL10	GILLIG LLC	947	3.65
08/12/16	42305	GIL10	GILLIG LLC	951	8.90
08/12/16	42305	GIL10	GILLIG LLC	951	74.71
08/12/16	42305	GIL10	GILLIG LLC	1079	13.11
08/12/16	42305	GIL10	GILLIG LLC	1094	66.28
08/12/16	42305	GIL10	GILLIG LLC	1091	5.81
08/12/16	42305	GIL10	GILLIG LLC	1111	34.63

Board Report

MONTEREY - SALINAS TRANSIT

September 30, 2016 8:39 AM

Page 5

ADAWSON

Check Date	Check No.	No.	Name	Description	Amount (\$)
08/12/16	42305	GIL10	GILLIG LLC	1131	79.88
08/12/16	42305	GIL10	GILLIG LLC	1133	70.17
08/12/16	42305	GIL10	GILLIG LLC	1135	425.69
08/12/16	42305	GIL10	GILLIG LLC	1135	70.13
08/12/16	42305	GIL10	GILLIG LLC	1140	300.41
08/12/16	42305	GIL10	GILLIG LLC	1148	139.72
08/12/16	42305	GIL10	GILLIG LLC	1149	756.08
08/12/16	42306	GIR2S	GIRO INC	SCHEDULING SOFTWARE UPGRADE	25,165.00
08/12/16	42307	GOO1S	GOODYEAR TIRE - RUBBER CO	TIRE LEASE & SERVICE CONTRACT FY17	5,695.00
08/12/16	42307	GOO1S	GOODYEAR TIRE - RUBBER CO	TIRE LEASE & SERVICE CONTRACT FY17	13,356.74
08/12/16	42308	GRA30	GRAINGER	SHOP/MAINT SUPPLIES FY17	547.96
08/12/16	42308	GRA30	GRAINGER	SHOP/MAINT SUPPLIES FY17	271.49
08/12/16	42309	GRE60	GREENWASTE RECOVERY, INC.	MTX WASTE DISPOSAL	232.30
08/12/16	42310	HOL31	HOLT DIST. & CLEAN AIR FILTER CO.	462	279.62
08/12/16	42311	ICM10	ICMA RETIREMENT TRUST-457	EE CONTRIBUTIONS	2,036.53
08/12/16	42312	IMA20	IMAGE X	PRINTING SAN JOSE EXPRESS BROCHURES	3,023.67
08/12/16	42312	IMA20	IMAGE X	PRINTING ADDITIONAL TROLLEY BROCHURE	1,330.04
08/12/16	42313	IMP10	IMPERIAL SUPPLIES LLC	SHOP SUPPLIES FY17	92.06
08/12/16	42313	IMP10	IMPERIAL SUPPLIES LLC	SHOP SUPPLIES FY17	91.68
08/12/16	42313	IMP10	IMPERIAL SUPPLIES LLC	SHOP SUPPLIES FY17	41.10
08/12/16	42313	IMP10	IMPERIAL SUPPLIES LLC	SHOP SUPPLIES FY17	180.93
08/12/16	42314	INT80	INTERSTATE BATTERY SYSTEM	unit 495	43.40
08/12/16	42314	INT80	INTERSTATE BATTERY SYSTEM	1188	199.82
08/12/16	42315	JOH20	JOHNSON ASSOCIATES	VEHICLE/TRAILER MAINT PARTS	43.60
08/12/16	42316	KEL20	KELLY-MOORE PAINT CO	PAINT SUPPLIES	69.99
08/12/16	42316	KEL20	KELLY-MOORE PAINT CO	PAINT SUPPLIES	34.51
08/12/16	42317	KIN10	KING CITY RUSTLER	Legal Ad Hearing SC Facility	288.00
08/12/16	42318	KON10	KONICA MINOLTA PREMIER FINANCE	COPIER LEASE FY17	1,578.58
08/12/16	42318	KON10	KONICA MINOLTA PREMIER FINANCE	TDA COPIER LEASE FY17	344.97
08/12/16	42319	MSB10	M & S BUILDING SUPPLY, INC.	MAINT/SHOP SUPPLIES	13.84
08/12/16	42321	MCI2S	MCI SERVICE PARTS INC	1146	133.17
08/12/16	42321	MCI2S	MCI SERVICE PARTS INC	1146	6.32
08/12/16	42321	MCI2S	MCI SERVICE PARTS INC	1158	73.34
08/12/16	42321	MCI2S	MCI SERVICE PARTS INC	1102	37.59
08/12/16	42321	MCI2S	MCI SERVICE PARTS INC	1102	5.05
08/12/16	42321	MCI2S	MCI SERVICE PARTS INC	1092	93.53
08/12/16	42321	MCI2S	MCI SERVICE PARTS INC	1084	363.20
08/12/16	42321	MCI2S	MCI SERVICE PARTS INC	1112	28.79
08/12/16	42321	MCI2S	MCI SERVICE PARTS INC	1112	19.36
08/12/16	42321	MCI2S	MCI SERVICE PARTS INC	1200	234.03
08/12/16	42321	MCI2S	MCI SERVICE PARTS INC	1158	380.92
08/12/16	42321	MCI2S	MCI SERVICE PARTS INC	1137	122.74
08/12/16	42321	MCI2S	MCI SERVICE PARTS INC	1112	3.42
08/12/16	42321	MCI2S	MCI SERVICE PARTS INC	1102	20.07
08/12/16	42321	MCI2S	MCI SERVICE PARTS INC	1088	25.10
08/12/16	42321	MCI2S	MCI SERVICE PARTS INC	1084	24.27
08/12/16	42321	MCI2S	MCI SERVICE PARTS INC	1078	314.11
08/12/16	42321	MCI2S	MCI SERVICE PARTS INC	1207	216.99

Board Report

MONTEREY - SALINAS TRANSIT

September 30, 2016 8:39 AM

Page 6

ADAWSON

Check Date	Check No.	No.	Name	Description	Amount (\$)
08/12/16	42322	MON84	MONTEREY BAY AREA MANAGERS GRO	Annual Dues 2016/17	10.00
08/12/16	42323	MON19	MONTEREY BAY ECONOMIC PARTNERSH	MBEP ANNUAL MEMBERSHIP	5,000.00
08/12/16	42324	MON11	MONTEREY CITY DISPOSAL	WASTE DISPOSAL SERVICES/TDA	838.23
08/12/16	42325	MON55	MONTEREY COUNTY FARM BUREAU	MEMBERSHIP DUES	120.00
08/12/16	42326	MON41	MONTEREY COUNTY HERALD	LEGAL ADVERTISING Hearing SC Facility	140.89
08/12/16	42326	MON41	MONTEREY COUNTY HERALD	LEGAL ADVERTISING Hearing SC Facility	152.11
08/12/16	42327	MON38	MONTEREY COUNTY SHERIFF	GARNISH/2091	132.00
08/12/16	42328	MON50	MONTEREY REGIONAL WASTE	WASTE DISPOSAL	167.00
08/12/16	42329	MON51	MONTEREY REGIONAL WATER	SEWER SERVICE	820.36
08/12/16	42329	MON51	MONTEREY REGIONAL WATER	SEWER SERVICE	21.50
08/12/16	42330	NIC20	NICHOLSON PETROLEUM	EQUIP MAINT	80.00
08/12/16	42330	NIC20	NICHOLSON PETROLEUM	EQUIP MAINT	80.00
08/12/16	42331	OKL10	OKLAHOMA DEPT OF HUMAN SVCS	GARNISH/2132	165.36
08/12/16	42332	PAC31	PACIFIC VALLEY GLASS DOOR	19 UPPER IMPROVEMENT	300.00
08/12/16	42333	PAC05	PACIFIC CLAIMS MANAGEMENT	WORKER'S COMP ADMINISTRATOR	5,000.00
08/12/16	42334	PAC60	PACIFIC TRUCK PARTS INC	1127	94.34
08/12/16	42334	PAC60	PACIFIC TRUCK PARTS INC	NEW COOKER BLANKET	850.94
08/12/16	42334	PAC60	PACIFIC TRUCK PARTS INC	1174	396.63
08/12/16	42334	PAC60	PACIFIC TRUCK PARTS INC	787	69.70
08/12/16	42335	PAC80	PACIFIC WEST WATER	WATER DISPENSER RENTAL LAB JUL-DEC 1	731.55
08/12/16	42336	PEN05	PBI	OFFICE FURNITURE	818.47
08/12/16	42337	PCP10	PC PEOPLE	COMPUTER SUPPORT	312.50
08/12/16	42338	POT30	POTTER'S ELECTRONICS	COMPUTER SUPPLIES	162.94
08/12/16	42338	POT30	POTTER'S ELECTRONICS	COMPUTER SUPPLIES	121.12
08/12/16	42339	PRE30	PREMIUM AUTO PARTS INC.	VEHICLE MAINT PARTS/SHOP SUPPLIES FY1	12.58
08/12/16	42339	PRE30	PREMIUM AUTO PARTS INC.	VEHICLE MAINT PARTS/SHOP SUPPLIES FY1	4.07
08/12/16	42339	PRE30	PREMIUM AUTO PARTS INC.	VEHICLE MAINT PARTS/SHOP SUPPLIES	67.39
08/12/16	42339	PRE30	PREMIUM AUTO PARTS INC.	VEHICLE MAINT PARTS/SHOP SUPPLIES FY1	112.22
08/12/16	42340	QUI10	QUICK PC SUPPORT LLC	Cradlepoint WiFi	24,965.05
08/12/16	42341	RED20	RED WING SHOE STORE	SAFETY BOOTS FY17 - CASTILLO, J	161.57
08/12/16	42341	RED20	RED WING SHOE STORE	SAFETY BOOTS FY17 - GARCIA, F	148.41
08/12/16	42342	BRO60	REPUBLIC SERVICES	WASTE DISPOSAL SERVICES	789.85
08/12/16	42342	BRO60	REPUBLIC SERVICES	WASTE DISPOSAL SERVICES	122.24
08/12/16	42342	BRO60	REPUBLIC SERVICES	WASTE DISPOSAL SERVICES	411.88
08/12/16	42343	SAF20	SAFETEQUIP	SAFETY & PROTECTIVE SUPPLIES	290.59
08/12/16	42344	SAF1S	SAFETY-KLEEN CORP	SOLVENT CLEANER SERVICE	150.88
08/12/16	42345	SAL20	SALINAS CALIFORNIAN	LEGAL Ad Hearing SC Facility	238.94
08/12/16	42345	SAL20	SALINAS CALIFORNIAN	LEGAL Ad Hearing SC Facility	244.00
08/12/16	42345	SAL20	SALINAS CALIFORNIAN	LEGAL ADVERTISING Hearing SC Facility El sol	244.00
08/12/16	42345	SAL20	SALINAS CALIFORNIAN	LEGAL AD RFP 2017-01 BUS ON SHOULDER	448.46
08/12/16	42346	SAL05	SALINAS VALLEY CHAMBER	MEMBERSHIP FEES	296.25
08/12/16	42347	COA50	SC FUELS	DIESEL	12,252.52
08/12/16	42347	COA50	SC FUELS	DIESEL	13,192.07
08/12/16	42347	COA50	SC FUELS	DIESEL	13,078.79
08/12/16	42347	COA50	SC FUELS	DIESEL	12,075.48
08/12/16	42348	COA51	SC FUELS	FUEL-SHIP TO MV	6,551.88
08/12/16	42348	COA51	SC FUELS	FUEL-SHIP TO MV	7,679.55
08/12/16	42349	SCF10	SC FUELS	FUEL	519.78

Board Report

MONTEREY - SALINAS TRANSIT

September 30, 2016 8:39 AM

Page 7

ADAWSON

Check Date	Check No.	No.	Name	Description	Amount (\$)
08/12/16	42349	SCF10	SC FUELS	FUEL	1,119.04
08/12/16	42349	SCF10	SC FUELS	FUEL	1,077.82
08/12/16	42350	SEO10	SEON DESIGN, INC.	Surveillance System - MST Fleet	10,620.00
08/12/16	42351	SIG10	SIGN WORKS	SIGNAGE	98.41
08/12/16	42352	SPE10	SPECTRUM AUTO	Bus 2014 accident repair TDAS-2016-2228	4,949.96
08/12/16	42353	SPO1S	SPORTWORKS NORTHWEST INC	1076	352.94
08/12/16	42353	SPO1S	SPORTWORKS NORTHWEST INC	1080	123.17
08/12/16	42354	SPR20	SPRINGBOARD	UPDATES TO SAN JOSE EXPRESS BROCHU	250.00
08/12/16	42354	SPR20	SPRINGBOARD	VETERANS RACK CARD	1,250.00
08/12/16	42354	SPR20	SPRINGBOARD	REDESIGN MST BUSINESS CARDS & STATIO	2,750.00
08/12/16	42355	SPR10	SPRINT	CELL PHONE SERVICE	498.93
08/12/16	42356	STA2S	STAPLES ADVANTAGE	OFFICE SUPPLIES FY 2017	65.16
08/12/16	42356	STA2S	STAPLES ADVANTAGE	OFFICE SUPPLIES FY 2017	139.58
08/12/16	42356	STA2S	STAPLES ADVANTAGE	OFFICE SUPPLIES FY 2017	76.03
08/12/16	42356	STA2S	STAPLES ADVANTAGE	OFFICE SUPPLIES FY 2017	32.48
08/12/16	42356	STA2S	STAPLES ADVANTAGE	OFFICE SUPPLIES FY 2017	565.89
08/12/16	42356	STA2S	STAPLES ADVANTAGE	OFFICE SUPPLIES FY 2017	500.04
08/12/16	42357	SUN10	SUNSTAR MEDIA	Monthly Services FY17	200.00
08/12/16	42358	TAR10	TARGET PEST CONTROL, INC.	PEST CONTROL	35.00
08/12/16	42359	TEL2S	TELEPHONETICS INC	MUSIC ON HOLD SERVICE	99.98
08/12/16	42360	WAL2S	THOMAS WALTERS AND ASSOC INC	WASH DC CONSULTANT	5,050.00
08/12/16	42361	TIM20	TIMS GARDENING SERVICE	LANDSCAPING SERVICES	288.00
08/12/16	42362	TONVAL	TONY VALLADARES	TUITION REIMBURSEMENT SUMMER 2016	377.76
08/12/16	42363	WEB25	TRANSIT INFORMATION PRODUCTS	Bus Stop/Transit Center materials	4,660.68
08/12/16	42364	TRA5S	TRAPEZE SOFTWARE GROUP	TRACKING UNIT AIRTIME	272.33
08/12/16	42364	TRA5S	TRAPEZE SOFTWARE GROUP	TRACKING UNIT AIRTIME	272.33
08/12/16	42365	TRA80	Trapeze Software Group	GTFS RT and TM Operational Review	30,671.67
08/12/16	42365	TRA80	Trapeze Software Group	por-11774	179.31
08/12/16	42365	TRA80	Trapeze Software Group	IVR SOFTWARE	45,100.00
08/12/16	42366	VAL25	VALLEY FABRICATION, INC	FABRICATION/REPAIRS	42.50
08/12/16	42367	VAL20	VALLEY PACIFIC PETROLEUM	LUBRICANTS FY17	6,448.17
08/12/16	42367	VAL20	VALLEY PACIFIC PETROLEUM	LUBRICANTS FY17	1,091.93
08/12/16	42369	VAL60	VALLEY POWER SYSTEMS INC	1190	119.49
08/12/16	42369	VAL60	VALLEY POWER SYSTEMS INC	775	116.04
08/12/16	42369	VAL60	VALLEY POWER SYSTEMS INC	510	194.23
08/12/16	42369	VAL60	VALLEY POWER SYSTEMS INC	1128	27.11
08/12/16	42369	VAL60	VALLEY POWER SYSTEMS INC	1096	13.82
08/12/16	42369	VAL60	VALLEY POWER SYSTEMS INC	765	359.16
08/12/16	42369	VAL60	VALLEY POWER SYSTEMS INC	1163	38.50
08/12/16	42369	VAL60	VALLEY POWER SYSTEMS INC	1163	13.82
08/12/16	42369	VAL60	VALLEY POWER SYSTEMS INC	784	367.30
08/12/16	42369	VAL60	VALLEY POWER SYSTEMS INC	784	40.42
08/12/16	42369	VAL60	VALLEY POWER SYSTEMS INC	1222	89.38
08/12/16	42369	VAL60	VALLEY POWER SYSTEMS INC	809	251.48
08/12/16	42369	VAL60	VALLEY POWER SYSTEMS INC	786 (POR-11987)	3,542.56
08/12/16	42369	VAL60	VALLEY POWER SYSTEMS INC	CREDIT 11/25/14	-3,449.19
08/12/16	42369	VAL60	VALLEY POWER SYSTEMS INC	VEHICLE MAINT PARTS	5,049.52
08/12/16	42370	VER40	VERIZON WIRELESS	WIRELESS SERVICE	159.03

Board Report

MONTEREY - SALINAS TRANSIT

September 30, 2016 8:39 AM

Page 8

ADAWSON

Check Date	Check No.	No.	Name	Description	Amount (\$)
08/12/16	42370	VER40	VERIZON WIRELESS	WIRELESS SERVICE	1,253.35
08/12/16	42371	WAS20	WASHINGTON STATE SUPPORT	GARNISH/2070	113.07
08/12/16	42372	WHE15	WHEELER'S FLOORING	Carpet 19 Upper Ragsdale	12,790.62
					<hr/>
					431,789.19
08/18/16	42373	SED50	CARL SEDORYK	TRAVEL DC APTA Exec Committee 8/23-8/25	207.00
					<hr/>
					207.00
08/23/16	42374	ALL01	ALLIANCE ON AGING, INC.	247 MAIN ST, ROOM 106	565.00
08/23/16	42375	CHA10	CHAN ASSOCIATES LLC	3MC RENT	4,000.00
08/23/16	42376	LEH10	Lehman James Pinckney, Jr., Trustee	19 UPPER RAGS#100-LT NOTE	6,640.82
08/23/16	42377	MAR45	MARY H. NINO REVOCABLE TRUST	RENT- 201 PEARL ST, MONTEREY	3,300.00
08/23/16	42378	PIT30	PITNEY BOWES	POSTAGE ACCT 11226164	500.00
08/23/16	42379	MPPM1	PROFESSIONAL OFFICE CONDO	ASSOC DUES-19 UPPER RAGSDALE	6,724.00
08/23/16	42380	SAF10	SAF KEEP STORAGE-DEL REY OAKS	STORAGE RENT-#267053 UNIT 1003	448.00
					<hr/>
					22,177.82
08/23/16	42381	DIV10	DIVISION OF THE STATE ARCHITECT	Access Compliance Review TDA Project	19,298.38
08/23/16	42382	NIS10	NISSAN MOTOR ACCEPTANCE	NISSAN LEAF PAYMENT	794.15
					<hr/>
					20,092.53
08/26/16	42383	A&BFIR	A & B FIRE PROTECTION	SAFETY SUPPLIES FY17	3,250.00
08/26/16	42383	A&BFIR	A & B FIRE PROTECTION	SAFETY SUPPLIES FY17	457.51
08/26/16	42384	ACC40	ACCURATE BACKGROUND, INC	Background Checks July 1-31, 2016	48.50
08/26/16	42385	AFLAC	AFLAC	SUPPLEMENTAL INS	5,946.84
08/26/16	42387	AME01	AMERI PRIDE SERVICES, INC.	UNIFORM SERVICES FY17	576.67
08/26/16	42387	AME01	AMERI PRIDE SERVICES, INC.	UNIFORM SERVICES FY17	413.09
08/26/16	42387	AME01	AMERI PRIDE SERVICES, INC.	UNIFORM SERVICES FY17	256.72
08/26/16	42387	AME01	AMERI PRIDE SERVICES, INC.	UNIFORM LAUNDRY SERVICES FY17	31.62
08/26/16	42387	AME01	AMERI PRIDE SERVICES, INC.	UNIFORM SERVICES FY17	390.73
08/26/16	42387	AME01	AMERI PRIDE SERVICES, INC.	UNIFORM SERVICES FY17	84.23
08/26/16	42387	AME01	AMERI PRIDE SERVICES, INC.	UNIFORM SERVICES FY17	611.31
08/26/16	42387	AME01	AMERI PRIDE SERVICES, INC.	UNIFORM SERVICES FY17	392.77
08/26/16	42387	AME01	AMERI PRIDE SERVICES, INC.	Overpayment Inv # 1501685259	-25.43
08/26/16	42387	AME01	AMERI PRIDE SERVICES, INC.	UNIFORM LAUNDRY SERVICES FY17	204.76
08/26/16	42387	AME01	AMERI PRIDE SERVICES, INC.	UNIFORM LAUNDRY SERVICES FY17	31.62
08/26/16	42387	AME01	AMERI PRIDE SERVICES, INC.	UNIFORM LAUNDRY SERVICES FY17	31.62
08/26/16	42388	AME2S	AMERICAN PUBLIC TRANSIT ASSN	Registration - Annual Conf	460.00
08/26/16	42389	AME50	AMERICAN SUPPLY COMPANY	UTILITY CLEANING SUPPLIES	1,407.24
08/26/16	42390	AND2M	ANDERSEN'S LOCK AND SAFE	LOCK REPAIRS/MAINT FY17	2,165.75
08/26/16	42390	AND2M	ANDERSEN'S LOCK AND SAFE	LOCK REPAIRS/MAINT FY17	1,197.07
08/26/16	42390	AND2M	ANDERSEN'S LOCK AND SAFE	LOCK REPAIRS/MAINT FY17	968.31
08/26/16	42391	THO20	ANTOINETTE THOMPSON	GARNISH/1729	386.77
08/26/16	42392	APE10	ASAP SIGNS & PRINTING	BUS ADVERTISEMENTS	78.16

Board Report

MONTEREY - SALINAS TRANSIT

September 30, 2016 8:39 AM

Page 9

ADAWSON

Check Date	Check No.	No.	Name	Description	Amount (\$)
08/26/16	42392	APE10	ASAP SIGNS & PRINTING	BUS ADVERTISEMENTS	809.16
08/26/16	42393	ATT16	AT&T CALNET	PHONE SERVICE	5,671.30
08/26/16	42393	ATT16	AT&T CALNET	PHONE SERVICE	120.37
08/26/16	42393	ATT16	AT&T CALNET	PHONE SERVICE	165.95
08/26/16	42394	AVA1S	AVAYA INC	TELEPHONE SERVICE	853.51
08/26/16	42395	HAR75	BRIAN HUNTER HARVATH	TRAVEL	349.72
08/26/16	42396	HAR75	BRIAN HUNTER HARVATH	MCCVB's Luncheon	59.00
08/26/16	42397	CSC10	C S C OF SALINAS	SHOP SUPPLIES/VEHICLE PARTS	10.02
08/26/16	42397	CSC10	C S C OF SALINAS	SHOP SUPPLIES/VEHICLE PARTS	6.48
08/26/16	42398	CAL20	CAL-AM WATER CO	WATER SERVICE	114.18
08/26/16	42399	CAL84	CALIF TRANSIT INS POOL	Incident Log Deductibles 7/1/16 to 7/31/16	9,142.56
08/26/16	42400	CAL85	CALIFORNIA TOWING INC	TOWING 2005	250.00
08/26/16	42401	CAL82	CALIFORNIA TRANSPORT LLC	TOWING bus 2003	500.00
08/26/16	42401	CAL82	CALIFORNIA TRANSPORT LLC	TOWING bus 2003	250.00
08/26/16	42401	CAL82	CALIFORNIA TRANSPORT LLC	TOWING SERVICES 1702	500.00
08/26/16	42402	CAL92	CALIFORNIA WATER SERV CO	WATER SERVICE	117.76
08/26/16	42403	CAP10	CAPITOL CLUTCH AND BRAKE	832	391.28
08/26/16	42404	CAR2W	CARLON'S FIRE EXTINGUISHER	FIRST AID/FIRE EXT-FY17 TDA	357.93
08/26/16	42404	CAR2W	CARLON'S FIRE EXTINGUISHER	FIRST AID/FIRE EXT-FY17 TDA	241.78
08/26/16	42405	CAS50	CASNER EXTERMINATING, INC	PEST CONTROL FY17	125.00
08/26/16	42405	CAS50	CASNER EXTERMINATING, INC	PEST CONTROL FY17	125.00
08/26/16	42409	COM10	COMMERCIAL TRUCK CO.	1186	17.74
08/26/16	42409	COM10	COMMERCIAL TRUCK CO.	1113	55.13
08/26/16	42409	COM10	COMMERCIAL TRUCK CO.	1095	59.55
08/26/16	42409	COM10	COMMERCIAL TRUCK CO.	1089	6.26
08/26/16	42409	COM10	COMMERCIAL TRUCK CO.	792	361.34
08/26/16	42409	COM10	COMMERCIAL TRUCK CO.	814	55.28
08/26/16	42409	COM10	COMMERCIAL TRUCK CO.	811	11.73
08/26/16	42409	COM10	COMMERCIAL TRUCK CO.	795	206.00
08/26/16	42409	COM10	COMMERCIAL TRUCK CO.	808	85.33
08/26/16	42409	COM10	COMMERCIAL TRUCK CO.	1203	166.79
08/26/16	42409	COM10	COMMERCIAL TRUCK CO.	1206	83.52
08/26/16	42409	COM10	COMMERCIAL TRUCK CO.	1197	179.07
08/26/16	42409	COM10	COMMERCIAL TRUCK CO.	1171	165.62
08/26/16	42409	COM10	COMMERCIAL TRUCK CO.	818	103.41
08/26/16	42409	COM10	COMMERCIAL TRUCK CO.	817	174.60
08/26/16	42409	COM10	COMMERCIAL TRUCK CO.	825	98.67
08/26/16	42409	COM10	COMMERCIAL TRUCK CO.	1206	43.73
08/26/16	42409	COM10	COMMERCIAL TRUCK CO.	1211 (POR-12026)	5,918.72
08/26/16	42409	COM10	COMMERCIAL TRUCK CO.	851	30.76
08/26/16	42409	COM10	COMMERCIAL TRUCK CO.	848	139.61
08/26/16	42409	COM10	COMMERCIAL TRUCK CO.	1233	157.82
08/26/16	42409	COM10	COMMERCIAL TRUCK CO.	806	440.16
08/26/16	42409	COM10	COMMERCIAL TRUCK CO.	1218	231.83
08/26/16	42409	COM10	COMMERCIAL TRUCK CO.	1178	16.76
08/26/16	42409	COM10	COMMERCIAL TRUCK CO.	830	207.52
08/26/16	42409	COM10	COMMERCIAL TRUCK CO.	1212	512.70
08/26/16	42409	COM10	COMMERCIAL TRUCK CO.	1212	96.61

Board Report

MONTEREY - SALINAS TRANSIT

September 30, 2016 8:39 AM

Page 10

ADAWSON

Check Date	Check No.	No.	Name	Description	Amount (\$)
08/26/16	42409	COM10	COMMERCIAL TRUCK CO.	1224	195.66
08/26/16	42409	COM10	COMMERCIAL TRUCK CO.	846	46.99
08/26/16	42409	COM10	COMMERCIAL TRUCK CO.	829	182.41
08/26/16	42409	COM10	COMMERCIAL TRUCK CO.	842	71.14
08/26/16	42409	COM10	COMMERCIAL TRUCK CO.	829	462.80
08/26/16	42409	COM10	COMMERCIAL TRUCK CO.	1258	12.44
08/26/16	42409	COM10	COMMERCIAL TRUCK CO.	1267	83.05
08/26/16	42409	COM10	COMMERCIAL TRUCK CO.	1258	91.34
08/26/16	42409	COM10	COMMERCIAL TRUCK CO.	1249	225.81
08/26/16	42410	CON50	CONSOLIDATED ELECTRICAL	BLDG MAINT SUPPLIES	77.48
08/26/16	42411	CON65	CONTE'S GENERATOR SERVICE	GENERATOR SERVICE & REPAIR FY17	525.00
08/26/16	42412	WIL30	D D WILLIAMS EQUIPMENT CO	837	275.00
08/26/16	42412	WIL30	D D WILLIAMS EQUIPMENT CO	1244	250.00
08/26/16	42412	WIL30	D D WILLIAMS EQUIPMENT CO	1300	250.00
08/26/16	42412	WIL30	D D WILLIAMS EQUIPMENT CO	1192	250.00
08/26/16	42412	WIL30	D D WILLIAMS EQUIPMENT CO	1242	250.00
08/26/16	42413	DEV10	DEVIN-DURHAM-BURK	GARNISH/1925	92.31
08/26/16	42413	DEV10	DEVIN-DURHAM-BURK	GARNISH/2132	46.15
08/26/16	42414	DIE10	DIESEL MARINE ELECTRIC, INC.	1199	121.25
08/26/16	42414	DIE10	DIESEL MARINE ELECTRIC, INC.	839	175.56
08/26/16	42414	DIE10	DIESEL MARINE ELECTRIC, INC.	1268	142.08
08/26/16	42415	DUN10	DUNN-EDWARDS CORPORATION	PAINTING SUPPLIES	102.68
08/26/16	42416	EBJ1S	EB JACOBS LLC	RECRUITMENT SERVICES	90.00
08/26/16	42417	ELEDIS	EDGES ELECTRICAL GROUP	DIMMER CONTROL	79.45
08/26/16	42418	EDW10	EDWARDS TRUCK CENTER	812	23.90
08/26/16	42419	ELM10	ELMERS AUTO PARTS	PARTS/SHOP SUPPLIES	13.61
08/26/16	42420	ENV10	ENVIRONMENTAL LOGISTICS, INC.	HAZARDOUS WASTE DISPOSAL	1,565.00
08/26/16	42421	FAS20	FASTENAL COMPANY	MAINT SUPPLIES/VEH MAINT PARTS	1.98
08/26/16	42421	FAS20	FASTENAL COMPANY	MAINT SUPPLIES/VEH MAINT PARTS	67.87
08/26/16	42421	FAS20	FASTENAL COMPANY	MAINT SUPPLIES/VEH MAINT PARTS	47.50
08/26/16	42421	FAS20	FASTENAL COMPANY	MAINT SUPPLIES/VEH MAINT PARTS FY17	18.71
08/26/16	42421	FAS20	FASTENAL COMPANY	MAINT SUPPLIES/VEH MAINT PARTS FY17	173.53
08/26/16	42421	FAS20	FASTENAL COMPANY	MAINT SUPPLIES/VEH MAINT PARTS FY17	403.94
08/26/16	42421	FAS20	FASTENAL COMPANY	MAINT SUPPLIES/VEH MAINT PARTS FY17	64.95
08/26/16	42421	FAS20	FASTENAL COMPANY	MAINT SUPPLIES/VEH MAINT PARTS FY17	26.02
08/26/16	42421	FAS20	FASTENAL COMPANY	MAINT SUPPLIES/VEH MAINT PARTS FY17	70.91
08/26/16	42421	FAS20	FASTENAL COMPANY	MAINT SUPPLIES/VEH MAINT PARTS FY17	289.55
08/26/16	42422	FIR20	FIRST ALARM	Monitor Alarms	150.00
08/26/16	42422	FIR20	FIRST ALARM	Monitor Alarms	283.80
08/26/16	42422	FIR20	FIRST ALARM	Monitor Alarms	980.00
08/26/16	42422	FIR20	FIRST ALARM	Monitor Alarms 3MC 8-1-16 to 10-31-16	311.70
08/26/16	42423	FIR10	FIRST ALARM SECURITY & PATROL, INC.	SECURITY SERVICES	4,066.40
08/26/16	42423	FIR10	FIRST ALARM SECURITY & PATROL, INC.	SECURITY SERVICES	7,416.00
08/26/16	42424	GFI10	GFI GENFARE	FAREBOX PARTS FY17	419.77
08/26/16	42424	GFI10	GFI GENFARE	FAREBOX PARTS FY17	279.93
08/26/16	42424	GFI10	GFI GENFARE	FAREBOX PARTS FY17	369.12
08/26/16	42430	GIL10	GILLIG LLC	776	145.01
08/26/16	42430	GIL10	GILLIG LLC	797	85.12

Board Report

MONTEREY - SALINAS TRANSIT

September 30, 2016 8:39 AM

Page 11

ADAWSON

Check Date	Check No.	No.	Name	Description	Amount (\$)
08/26/16	42430	GIL10	GILLIG LLC	801	385.09
08/26/16	42430	GIL10	GILLIG LLC	802	837.76
08/26/16	42430	GIL10	GILLIG LLC	803	610.99
08/26/16	42430	GIL10	GILLIG LLC	804	41.18
08/26/16	42430	GIL10	GILLIG LLC	804	7.09
08/26/16	42430	GIL10	GILLIG LLC	1058	57.03
08/26/16	42430	GIL10	GILLIG LLC	1157	4,735.78
08/26/16	42430	GIL10	GILLIG LLC	1198	109.52
08/26/16	42430	GIL10	GILLIG LLC	1204	509.28
08/26/16	42430	GIL10	GILLIG LLC	776	9.82
08/26/16	42430	GIL10	GILLIG LLC	783	31.80
08/26/16	42430	GIL10	GILLIG LLC	783	2.91
08/26/16	42430	GIL10	GILLIG LLC	783	14.35
08/26/16	42430	GIL10	GILLIG LLC	794	176.10
08/26/16	42430	GIL10	GILLIG LLC	797	28.70
08/26/16	42430	GIL10	GILLIG LLC	807	353.79
08/26/16	42430	GIL10	GILLIG LLC	819	133.09
08/26/16	42430	GIL10	GILLIG LLC	822	433.86
08/26/16	42430	GIL10	GILLIG LLC	824	113.10
08/26/16	42430	GIL10	GILLIG LLC	827	180.15
08/26/16	42430	GIL10	GILLIG LLC	828	255.44
08/26/16	42430	GIL10	GILLIG LLC	834	498.85
08/26/16	42430	GIL10	GILLIG LLC	841	95.74
08/26/16	42430	GIL10	GILLIG LLC	844	212.42
08/26/16	42430	GIL10	GILLIG LLC	847	352.78
08/26/16	42430	GIL10	GILLIG LLC	849	216.51
08/26/16	42430	GIL10	GILLIG LLC	852	205.13
08/26/16	42430	GIL10	GILLIG LLC	1037	509.60
08/26/16	42430	GIL10	GILLIG LLC	1085	354.48
08/26/16	42430	GIL10	GILLIG LLC	1140	9.78
08/26/16	42430	GIL10	GILLIG LLC	1145	3.48
08/26/16	42430	GIL10	GILLIG LLC	1145	451.88
08/26/16	42430	GIL10	GILLIG LLC	1160	151.26
08/26/16	42430	GIL10	GILLIG LLC	1168	94.67
08/26/16	42430	GIL10	GILLIG LLC	1187	14.28
08/26/16	42430	GIL10	GILLIG LLC	1198	21.94
08/26/16	42430	GIL10	GILLIG LLC	1209	5.43
08/26/16	42430	GIL10	GILLIG LLC	1209	264.50
08/26/16	42430	GIL10	GILLIG LLC	1213	241.46
08/26/16	42430	GIL10	GILLIG LLC	1219	372.04
08/26/16	42430	GIL10	GILLIG LLC	1226	2,429.32
08/26/16	42430	GIL10	GILLIG LLC	1229	380.68
08/26/16	42430	GIL10	GILLIG LLC	1232	183.68
08/26/16	42430	GIL10	GILLIG LLC	1232	58.95
08/26/16	42430	GIL10	GILLIG LLC	1239	168.16
08/26/16	42430	GIL10	GILLIG LLC	1252	692.55
08/26/16	42430	GIL10	GILLIG LLC	1253	822.14
08/26/16	42430	GIL10	GILLIG LLC	1259	33.67

Board Report

MONTEREY - SALINAS TRANSIT

September 30, 2016 8:39 AM

Page 12

ADAWSON

Check Date	Check No.	No.	Name	Description	Amount (\$)
08/26/16	42430	GIL10	GILLIG LLC	1264	508.20
08/26/16	42430	GIL10	GILLIG LLC	1265	394.07
08/26/16	42430	GIL10	GILLIG LLC	1269	270.63
08/26/16	42430	GIL10	GILLIG LLC	1270	410.21
08/26/16	42430	GIL10	GILLIG LLC	1272	77.81
08/26/16	42430	GIL10	GILLIG LLC	1274	47.80
08/26/16	42430	GIL10	GILLIG LLC	1277	66.37
08/26/16	42430	GIL10	GILLIG LLC	793	57.95
08/26/16	42430	GIL10	GILLIG LLC	773	600.68
08/26/16	42433	GRA30	GRAINGER	SHOP/MAINT SUPPLIES FY17	14.60
08/26/16	42433	GRA30	GRAINGER	SHOP/MAINT SUPPLIES FY17	361.71
08/26/16	42433	GRA30	GRAINGER	SHOP/MAINT SUPPLIES FY17	22.21
08/26/16	42433	GRA30	GRAINGER	SHOP/MAINT SUPPLIES FY17	27.99
08/26/16	42433	GRA30	GRAINGER	SHOP/MAINT SUPPLIES FY17	14.49
08/26/16	42433	GRA30	GRAINGER	SHOP/MAINT SUPPLIES FY17	82.78
08/26/16	42433	GRA30	GRAINGER	SHOP/MAINT SUPPLIES FY17	253.45
08/26/16	42433	GRA30	GRAINGER	SHOP/MAINT SUPPLIES FY17	17.59
08/26/16	42433	GRA30	GRAINGER	SHOP/MAINT SUPPLIES FY17	22.30
08/26/16	42433	GRA30	GRAINGER	SHOP/MAINT SUPPLIES FY17	34.80
08/26/16	42433	GRA30	GRAINGER	SHOP/MAINT SUPPLIES	7.26
08/26/16	42433	GRA30	GRAINGER	SHOP/MAINT SUPPLIES	26.23
08/26/16	42433	GRA30	GRAINGER	SHOP/MAINT SUPPLIES FY17	5.43
08/26/16	42433	GRA30	GRAINGER	SHOP/MAINT SUPPLIES FY17	18.25
08/26/16	42433	GRA30	GRAINGER	SHOP/MAINT SUPPLIES FY17	40.19
08/26/16	42433	GRA30	GRAINGER	SHOP/MAINT SUPPLIES	299.01
08/26/16	42433	GRA30	GRAINGER	SHOP/MAINT SUPPLIES FY17	62.88
08/26/16	42433	GRA30	GRAINGER	SHOP/MAINT SUPPLIES FY17	56.30
08/26/16	42433	GRA30	GRAINGER	SHOP/MAINT SUPPLIES FY17	74.60
08/26/16	42433	GRA30	GRAINGER	SHOP/MAINT SUPPLIES FY17	20.45
08/26/16	42433	GRA30	GRAINGER	SHOP/MAINT SUPPLIES FY17	344.88
08/26/16	42434	GRE50	GREEN VALLEY INDUSTRIAL SUPPLY INC		115.55
08/26/16	42435	ICM10	ICMA RETIREMENT TRUST-457	EE CONTRIBUTIONS	2,036.53
08/26/16	42436	IMP10	IMPERIAL SUPPLIES LLC	SHOP SUPPLIES FY17	50.33
08/26/16	42436	IMP10	IMPERIAL SUPPLIES LLC	SHOP SUPPLIES FY17	36.48
08/26/16	42437	KON10	KONICA MINOLTA PREMIER FINANCE	COPIER LEASE FY17	86.64
08/26/16	42438	MAR27	MARINA COAST WATER DIST	WATER SERVICE/MTX	411.11
08/26/16	42439	MON21	MBS BUSINESS SYSTEMS	COPIER MAINTENANCE	65.90
08/26/16	42439	MON21	MBS BUSINESS SYSTEMS	COPIER MAINTENANCE	60.59
08/26/16	42440	MCI2S	MCI SERVICE PARTS INC	1256	570.60
08/26/16	42440	MCI2S	MCI SERVICE PARTS INC	1262	49.84
08/26/16	42440	MCI2S	MCI SERVICE PARTS INC	1276	98.52
08/26/16	42440	MCI2S	MCI SERVICE PARTS INC	1207	47.34
08/26/16	42440	MCI2S	MCI SERVICE PARTS INC	1295	303.13
08/26/16	42441	MES10	MEDICAL EYE SERVICES, INC.	VISION INSURANCE	2,761.59
08/26/16	42442	MET01	METLIFE SMALL BUSINESS CENTER	DENTAL/LIFE KM05912873	23,081.94
08/26/16	42443	MON23	MONTEREY BAY URGENT CARE	PHYSICAL EXAMS FY17- ROEDER, S	80.00
08/26/16	42443	MON23	MONTEREY BAY URGENT CARE	PHYSICAL EXAMS FY17- ALVARADO, D	80.00
08/26/16	42443	MON23	MONTEREY BAY URGENT CARE	PHYSICAL EXAMS FY17- RIGGS, DAN	80.00

Board Report

MONTEREY - SALINAS TRANSIT

September 30, 2016 8:39 AM

Page 13

ADAWSON

Check Date	Check No.	No.	Name	Description	Amount (\$)
08/26/16	42443	MON23	MONTEREY BAY URGENT CARE	PHYSICAL EXAMS FY17- DOWNING, J	80.00
08/26/16	42444	MON75	MONTEREY COUNTY HOSP ASSN	ADVERTISING	1,400.00
08/26/16	42445	MON38	MONTEREY COUNTY SHERIFF	GARNISH/2091	132.00
08/26/16	42446	MON39	MONTEREY COUNTY TAX COLLECTOR	PROPERTY TAX-KONICA COPIERS	143.63
08/26/16	42447	MVT11	MV TRANSPORTATION INC.	CONTRACT TRANSPORTATION-JUL 1-17	324,370.80
08/26/16	42447	MVT11	MV TRANSPORTATION INC.	CONTRACT TRANSPORTATION JUL18-31	284,666.47
08/26/16	42447	MVT11	MV TRANSPORTATION INC.	FAREBOX COLLECTION-JULY	-20,187.85
08/26/16	42447	MVT11	MV TRANSPORTATION INC.	1902 SUSPENSION REPAIR	1,365.32
08/26/16	42447	MVT11	MV TRANSPORTATION INC.	CREDIT-SOUTH COUNTY WIRELESS	-136.55
08/26/16	42448	MYC10	MY CHEVROLET, INC.	SUPPORT VEHICLE MAINT 466	172.50
08/26/16	42449	NAP10	NAPA AUTO PARTS OF SALINAS	VEHICLE MAINT SUPPLIES	24.90
08/26/16	42450	NAT5S	NATIONAL TRANSIT INST	WORKSHOP ROBERT WEBER 9/26-30,2016	2,095.00
08/26/16	42451	OKL10	OKLAHOMA DEPT OF HUMAN SVCS	GARNISH/2132	165.36
08/26/16	42452	PAC20	PACIFIC GAS AND ELECTRIC CO	UTILITIES	26.11
08/26/16	42452	PAC20	PACIFIC GAS AND ELECTRIC CO	UTILITIES	610.38
08/26/16	42452	PAC20	PACIFIC GAS AND ELECTRIC CO	UTILITIES	14,178.74
08/26/16	42453	PAC60	PACIFIC TRUCK PARTS INC	820	19.74
08/26/16	42453	PAC60	PACIFIC TRUCK PARTS INC	777 (POR-11991)	9,534.61
08/26/16	42453	PAC60	PACIFIC TRUCK PARTS INC	843	134.34
08/26/16	42453	PAC60	PACIFIC TRUCK PARTS INC	VEHICLE MAINT PARTS	20.00
08/26/16	42453	PAC60	PACIFIC TRUCK PARTS INC	1263	31.20
08/26/16	42454	PEN05	PBI	OFFICE FURNITURE	10,971.90
08/26/16	42455	PIN30	PINNACLE HEATHCARE HOLLISTER	PHYSICAL EXAMS -ANTHONY, MICHAEL	55.00
08/26/16	42455	PIN30	PINNACLE HEATHCARE HOLLISTER	PHYSICAL EXAMS BRAVO, S	55.00
08/26/16	42455	PIN30	PINNACLE HEATHCARE HOLLISTER	PHYSICAL EXAMS PLACIDO, RICARDO	55.00
08/26/16	42455	PIN30	PINNACLE HEATHCARE HOLLISTER	PHYSICAL EXAMS CASTILLO, JUAN	55.00
08/26/16	42456	PIT20	PITNEY BOWES	SUPPLIES / METER RENTAL	301.50
08/26/16	42457	POT30	POTTER'S ELECTRONICS	COMPUTER SUPPLIES	124.92
08/26/16	42457	POT30	POTTER'S ELECTRONICS	LAB SUPPLIES	120.45
08/26/16	42457	POT30	POTTER'S ELECTRONICS	LAB SUPPLIES	7.60
08/26/16	42457	POT30	POTTER'S ELECTRONICS	LAB SUPPLIES	659.35
08/26/16	42457	POT30	POTTER'S ELECTRONICS	LAB SUPPLIES	19.65
08/26/16	42457	POT30	POTTER'S ELECTRONICS	COMPUTER SUPPLIES	-124.92
08/26/16	42457	POT30	POTTER'S ELECTRONICS	LAB SUPPLIES	65.18
08/26/16	42457	POT30	POTTER'S ELECTRONICS	LAB SUPPLIES	592.12
08/26/16	42457	POT30	POTTER'S ELECTRONICS	COMPUTER SUPPLIES	21.27
08/26/16	42458	PRE30	PREMIUM AUTO PARTS INC.	VEHICLE MAINT PARTS/SHOP SUPPLIES FY1	76.58
08/26/16	42458	PRE30	PREMIUM AUTO PARTS INC.	VEHICLE MAINT PARTS/SHOP SUPPLIES FY1	27.81
08/26/16	42458	PRE30	PREMIUM AUTO PARTS INC.	VEHICLE MAINT PARTS/SHOP SUPPLIES FY1	5.33
08/26/16	42458	PRE30	PREMIUM AUTO PARTS INC.	VEHICLE MAINT PARTS/SHOP SUPPLIES FY1	2.39
08/26/16	42458	PRE30	PREMIUM AUTO PARTS INC.	VEHICLE MAINT PARTS/SHOP SUPPLIES FY1	10.67
08/26/16	42458	PRE30	PREMIUM AUTO PARTS INC.	VEHICLE MAINT PARTS/SHOP SUPPLIES FY1	9.74
08/26/16	42458	PRE30	PREMIUM AUTO PARTS INC.	VEHICLE MAINT PARTS/SHOP SUPPLIES FY1	27.46
08/26/16	42458	PRE30	PREMIUM AUTO PARTS INC.	VEHICLE MAINT PARTS/SHOP SUPPLIES FY1	38.97
08/26/16	42458	PRE30	PREMIUM AUTO PARTS INC.	VEHICLE MAINT PARTS/SHOP SUPPLIES FY1	12.38
08/26/16	42458	PRE30	PREMIUM AUTO PARTS INC.	VEHICLE MAINT PARTS/SHOP SUPPLIES FY1	12.58
08/26/16	42459	QUA10	QUALITY WATER ENTERPRISES	DRINKING WATER SERVICE	55.39
08/26/16	42460	RAY10	RAYNE TECHNOLOGY SOULUTIONS, INC	POR-12013	8,807.42

Board Report

MONTEREY - SALINAS TRANSIT

September 30, 2016 8:39 AM

Page 14

ADAWSON

Check Date	Check No.	No.	Name	Description	Amount (\$)
08/26/16	42461	RBC10	RB COMMUNICATIONS	Merlin Legend Configuration	75.00
08/26/16	42461	RBC10	RB COMMUNICATIONS	Merlin Legend Configuration	75.00
08/26/16	42461	RBC10	RB COMMUNICATIONS	POR-12083	187.50
08/26/16	42462	RED20	RED WING SHOE STORE	SAFETY BOOTS FY17 - GONSALES, EDDY	134.50
08/26/16	42463	SAF1S	SAFETY-KLEEN CORP	SOLVENT CLEANER SERVICE	150.19
08/26/16	42464	SALTOY	SALINAS TOYOTA SCION HYUNDAI	SUPPORT VEHICLE REPAIR	50.00
08/26/16	42464	SALTOY	SALINAS TOYOTA SCION HYUNDAI	SUPPORT VEHICLE SMOG INSPECTIONS	50.00
08/26/16	42464	SALTOY	SALINAS TOYOTA SCION HYUNDAI	SUPPORT VEHICLE SMOG INSPECTIONS	50.00
08/26/16	42464	SALTOY	SALINAS TOYOTA SCION HYUNDAI	SUPPORT VEHICLE SMOG INSPECTIONS	50.00
08/26/16	42465	SAL50	SALINAS VALLEY FORD SLS	SUPPORT VEHICLE MAINT 498	891.24
08/26/16	42465	SAL50	SALINAS VALLEY FORD SLS	SUPPORT VEHICLE SMOG CHECK 496	60.00
08/26/16	42465	SAL50	SALINAS VALLEY FORD SLS	SUPPORT VEHICLE MAINT 495	60.00
08/26/16	42465	SAL50	SALINAS VALLEY FORD SLS	SUPPORT VEHICLE MAINT 484	454.77
08/26/16	42466	SAL91	SALINAS YELLOW CAB CO, LLC	JUNE 2016	27,398.00
08/26/16	42467	COA50	SC FUELS	DIESEL	12,383.63
08/26/16	42467	COA50	SC FUELS	DIESEL	12,331.55
08/26/16	42467	COA50	SC FUELS	DIESEL	8,790.35
08/26/16	42467	COA50	SC FUELS	DIESEL	12,099.36
08/26/16	42468	COA51	SC FUELS	FUEL-SHIP TO MV	6,277.01
08/26/16	42468	COA51	SC FUELS	FUEL-SHIP TO MV	7,805.38
08/26/16	42468	COA51	SC FUELS	FUEL-SHIP TO MV	6,388.39
08/26/16	42468	COA51	SC FUELS	FUEL-SHIP TO MV	6,467.30
08/26/16	42468	COA51	SC FUELS	FUEL-SHIP TO MV	6,207.72
08/26/16	42469	SCF10	SC FUELS	FUEL	1,216.63
08/26/16	42470	SCR10	SCR TTC	ANNUAL MEMBERSHIP 7/1/16 - 7/1/17	1,000.00
08/26/16	42471	SIG10	SIGN WORKS	2014 decals accident tdas-2016-2228	128.67
08/26/16	42472	SPE10	SPECTRUM AUTO	1725 accident repair TDAS-2016-2232	1,251.30
08/26/16	42473	SPO1S	SPORTWORKS NORTHWEST INC	1155	967.00
08/26/16	42473	SPO1S	SPORTWORKS NORTHWEST INC	1205	1,081.44
08/26/16	42473	SPO1S	SPORTWORKS NORTHWEST INC	1282	62.71
08/26/16	42474	STA90	STATE WATER RESOURCES	ANNUAL STORM WATER FEES	476.00
08/26/16	42475	TAR10	TARGET PEST CONTROL, INC.	PEST CONTROL	40.00
08/26/16	42476	THE70	THERMO KING OF SALINAS IN	VEHICLE MAINT 2011	186.52
08/26/16	42477	TIM20	TIMS GARDENING SERVICE	LANDSCAPING SERVICES FY17	1,746.00
08/26/16	42478	TIM20	TIMS GARDENING SERVICE	LANDSCAPING SERVICES FY17	180.00
08/26/16	42479	TIM20	TIMS GARDENING SERVICE	LANDSCAPING SERVICES FY17	588.00
08/26/16	42480	TOY10	TOYOTA MATERIAL HANDLING NORTH. C	EQUIPMENT MAINTENANCE	178.09
08/26/16	42480	TOY10	TOYOTA MATERIAL HANDLING NORTH. C	EQUIPMENT MAINTENANCE	486.37
08/26/16	42480	TOY10	TOYOTA MATERIAL HANDLING NORTH. C	EQUIPMENT MAINTENANCE	260.17
08/26/16	42480	TOY10	TOYOTA MATERIAL HANDLING NORTH. C	EQUIPMENT MAINTENANCE	218.00
08/26/16	42480	TOY10	TOYOTA MATERIAL HANDLING NORTH. C	EQUIPMENT MAINTENANCE	364.54
08/26/16	42480	TOY10	TOYOTA MATERIAL HANDLING NORTH. C	EQUIPMENT MAINTENANCE	174.61
08/26/16	42481	TRA1S	TRANSAMERICA LIFE INSURANCE CO	SUPPLEMENTAL LIFE INS.	93.98
08/26/16	42482	TRA90	TRANSIT & PARATRANSIT COMPANY	Conflict and Aggression MGMT Training Course	250.00
08/26/16	42483	TRI20	TRITON CONSTRUCTION	CUPA REPAIR	16,402.00
08/26/16	42484	USB1S	U.S. BANK CORP PAYMENT SYSTEM	CAL-CARD/MISC PURCHASES	26,527.97
08/26/16	42485	VAL25	VALLEY FABRICATION, INC	FABRICATION/REPAIRS	280.00
08/26/16	42485	VAL25	VALLEY FABRICATION, INC	FABRICATION/REPAIRS	290.00

Board Report

MONTEREY - SALINAS TRANSIT

September 30, 2016 8:39 AM

Page 15

ADAWSON

Check Date	Check No.	No.	Name	Description	Amount (\$)
08/26/16	42485	VAL25	VALLEY FABRICATION, INC	FABRICATION/REPAIRS	340.00
08/26/16	42485	VAL25	VALLEY FABRICATION, INC	FABRICATION/REPAIRS	310.00
08/26/16	42485	VAL25	VALLEY FABRICATION, INC	FABRICATION/REPAIRS	270.00
08/26/16	42485	VAL25	VALLEY FABRICATION, INC	FABRICATION/REPAIRS	580.00
08/26/16	42485	VAL25	VALLEY FABRICATION, INC	FABRICATION/REPAIRS	130.00
08/26/16	42485	VAL25	VALLEY FABRICATION, INC	FABRICATION/REPAIRS	250.00
08/26/16	42486	VAL20	VALLEY PACIFIC PETROLEUM	LUBRICANTS FY17	1,176.01
08/26/16	42486	VAL20	VALLEY PACIFIC PETROLEUM	LUBRICANTS FY17	591.98
08/26/16	42486	VAL20	VALLEY PACIFIC PETROLEUM	LUBRICANTS FY17	168.22
08/26/16	42486	VAL20	VALLEY PACIFIC PETROLEUM	LUBRICANTS FY17	1,391.48
08/26/16	42488	VAL60	VALLEY POWER SYSTEMS INC	850	41.95
08/26/16	42488	VAL60	VALLEY POWER SYSTEMS INC	840	50.98
08/26/16	42488	VAL60	VALLEY POWER SYSTEMS INC	1278	61.61
08/26/16	42488	VAL60	VALLEY POWER SYSTEMS INC	1231	64.27
08/26/16	42488	VAL60	VALLEY POWER SYSTEMS INC	826	93.43
08/26/16	42488	VAL60	VALLEY POWER SYSTEMS INC	1254	18.61
08/26/16	42488	VAL60	VALLEY POWER SYSTEMS INC	840	304.21
08/26/16	42488	VAL60	VALLEY POWER SYSTEMS INC	833	126.76
08/26/16	42488	VAL60	VALLEY POWER SYSTEMS INC	821	154.73
08/26/16	42488	VAL60	VALLEY POWER SYSTEMS INC	1231	553.64
08/26/16	42488	VAL60	VALLEY POWER SYSTEMS INC	1231	33.46
08/26/16	42489	VER40	VERIZON WIRELESS	WIRELESS SERVICE	205.14
08/26/16	42490	VIC10	VICTORY TOYOTA/ LEXUS MONTEREY P	SUPPORT VEHICLE MAINTENANCE	603.08
08/26/16	42490	VIC10	VICTORY TOYOTA/ LEXUS MONTEREY P	SUPPORT VEHICLE MAINTENANCE FY17	93.22
08/26/16	42491	WAS20	WASHINGTON STATE SUPPORT	GARNISH/2070	113.07
08/26/16	42492	WHI10	WHITSON ENGINEERS	CIVIL ENGINEERING FY17	692.00
08/26/16	42493	WOR55	WORK WORLD AMERICA INC	SAFETY BOOTS FY17- NEWMAN, JACOB	175.00
					935,047.64
08/31/16	42494	ATT15	AT&T MOBILITY	MIS SUPPORT	1,902.91
08/31/16	42495	HAR75	BRIAN HUNTER HARVATH	APTA (9/10-14/16) LOS ANGELES CA	320.00
08/31/16	42496	CAL20	CAL-AM WATER CO	WATER SERVICE	1,634.34
08/31/16	42496	CAL20	CAL-AM WATER CO	WATER SERVICE	86.25
08/31/16	42497	PUB11	CALIFORNIA PUBLIC EMPLOYEES	HEALTH INS. ID #7468015141	316,342.25
08/31/16	42498	CAL92	CALIFORNIA WATER SERV CO	WATER SERVICE	322.88
08/31/16	42499	SED50	CARL SEDORYK	APTA (9/9-14/16) LOS ANGELES, CA	384.00
08/31/16	42500	LISRHE	LISA RHEINHEIMER	APTA (9/10-14/16) LOS ANGELES CA	320.00
08/31/16	42501	HER30	MICHAEL E. HERNANDEZ	APTA (9/10-14/16) LOS ANGELES, CA	320.00
08/31/16	42502	MICLE1	MICHAEL LE BARRE	APTA (9/11-14), LOS ANGELES CA	256.00
08/31/16	42503	WEB10	ROBERT WEBER	APTA (9/10-14/16) LOS ANGELES CA	320.00
08/31/16	42504	BAR50	TONY BARRERA	APTA CONF (9/11-13/16), LOS ANGELES CA	192.00
08/31/16	42505	VER40	VERIZON WIRELESS	WIRELESS SERVICE	54.04
08/31/16	42505	VER40	VERIZON WIRELESS	WIRELESS SERVICE	1,521.49
08/31/16	42506	COA50	SC FUELS	DIESEL	13,700.04
08/31/16	42507	COA51	SC FUELS	FUEL-SHIP TO MV	7,230.68
08/31/16	42508	SCF10	SC FUELS	FUEL	522.17
08/31/16	42508	SCF10	SC FUELS	FUEL	519.78

Board Report

MONTEREY - SALINAS TRANSIT

September 30, 2016 8:39 AM

Page 16

ADAWSON

Check Date	Check No.	No.	Name	Description	Amount (\$)
					345,948.83
Grand Total					1,798,358.20