

To: Board of Directors
From: C. Sedoryk, General Manager/CEO
Subject: Monthly Report – September 2016

Attached is a summary of monthly performance statistics for the Transportation, Maintenance, and Administration departments for September 2016 (Attachments 1-5).

For the quarter ending September 30, 2016 MST is meeting or exceeding nearly all relevant performance indicators. Two areas of concern include a decrease in the miles between preventable collisions and miles travelled between road calls. While there has been a slight increase in the number of preventable accidents the types of accidents have been minor in nature and staff is providing additional safety training and communications to our drivers. The decrease in miles travelled between road calls is directly related to the age and increasing obsolescence of the MST fleet. MST will have up to 27 new buses on order within the month that will arrive over the next 12 - 18 months wherein we anticipate seeing a substantial increase in mechanical reliability and a decrease in maintenance costs for our fleet.

September 8 - 14 I travelled to the American Public Transit Association annual conference in Los Angeles, CA where I participated in a number of committee meetings and educational workshops. September 9th I travelled to Long Beach, CA to participate in a meeting of the California Transit Association Executive Committee. September 27 - 29 I travelled to Washington DC with the California Transit Association federal legislative task force where over a twelve hour period I led a team of Northern California transit operators in 16 meetings with members of Congress, legislative staff and high ranking members of the Federal Transit Administration.

Attachment #1 – Dashboard Performance Statistics

Attachment #2 – Operations Dept. Report – September 2016

Attachment #3 – Facilities & Maintenance Dept. Report– September 2016

Attachment #4 – Administration Dept. Report – September 2016

Attachment #5 - Annual Action Plan Update - September 2016

Attachment #6 – CTA Federal Lobby Day Schedule - September 2016

A complete detail of Monthly Performance Statistics can be viewed within the GM Report at <http://www.mst.org/about-mst/board-of-directors/board-meetings/>

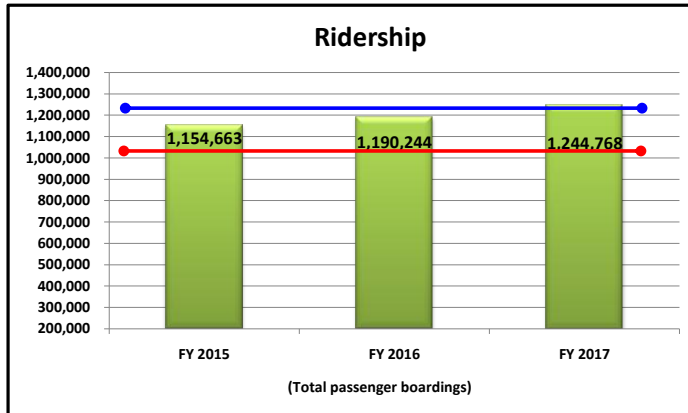
Prepared by: Care A Sabourh

MST Fixed Route

YTD Dashboard Performance Comparative Statistics

Months of July - September

Fiscal Years 2015-2017

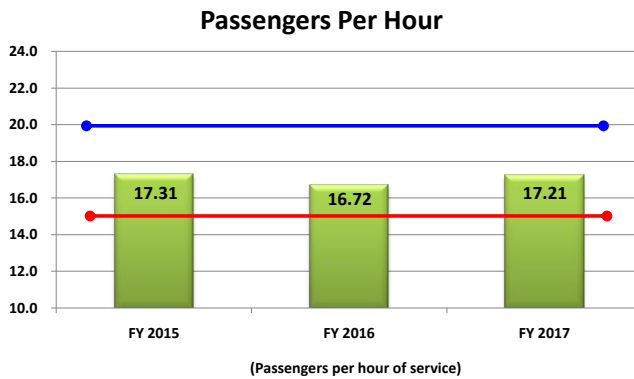


Goal = 1,214,049 passengers

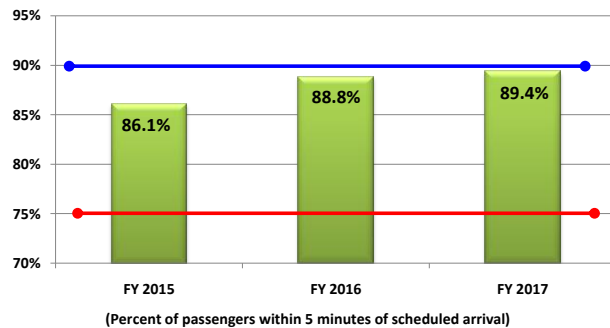
Minimum = 1,071,220 passengers

Goal = 20 passengers p/h

Minimum = 15 passengers p/h



On Time Performance

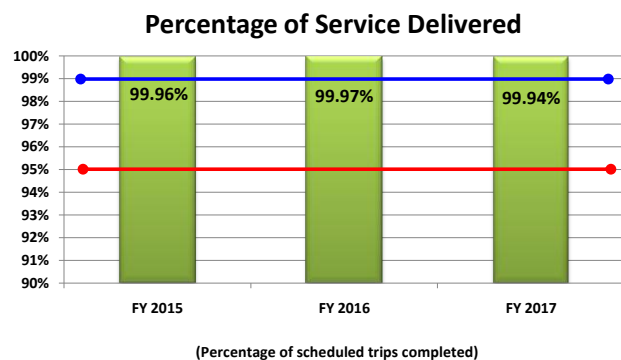


Goal = 90% on time

Minimum = 75% on time

Goal = 99% completed

Minimum = 95% completed

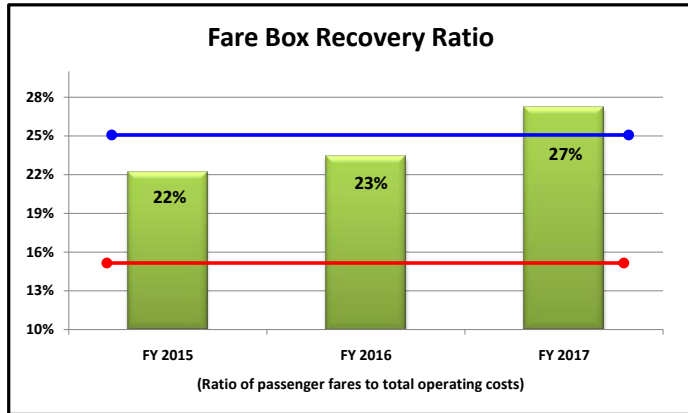


MST Fixed Route

YTD Dashboard Performance Comparative Statistics

Months of July - September

Fiscal Years 2015-2017

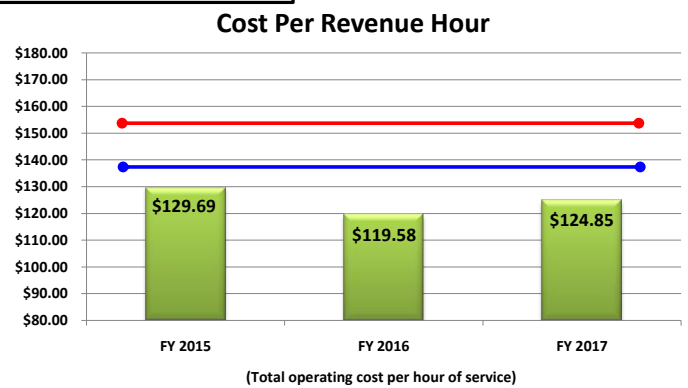


Goal = 25%

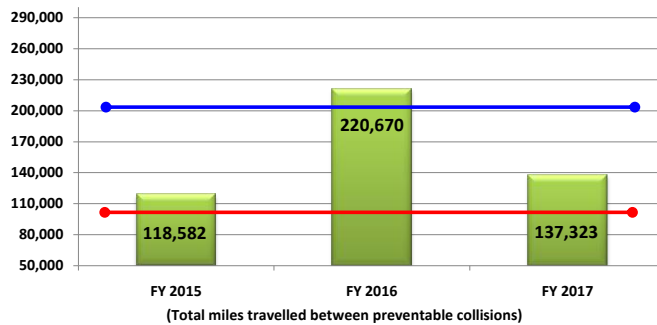
Minimum = 15%

Maximum = \$153.28 per RH

Goal = \$139.35 per RH



Miles Between Preventable Collisions



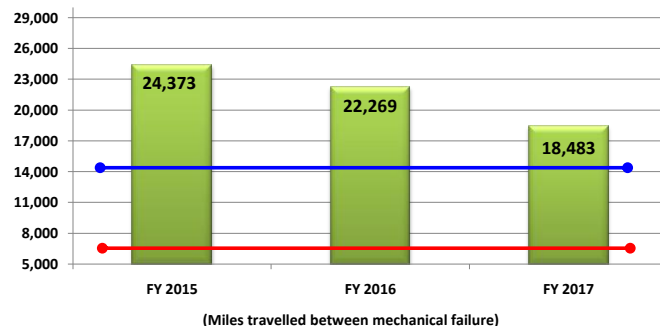
Goal = 200K Miles

Minimum = 100K Miles

Goal = 15K Miles

Minimum = 7K Miles

Miles Between Road Calls

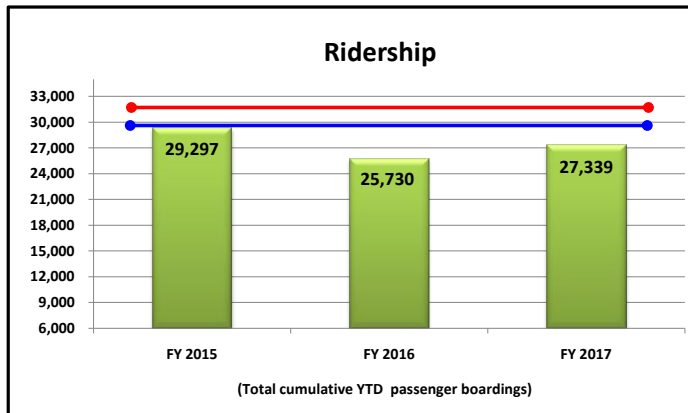


MST RIDES

YTD Dashboard Performance Comparative Statistics

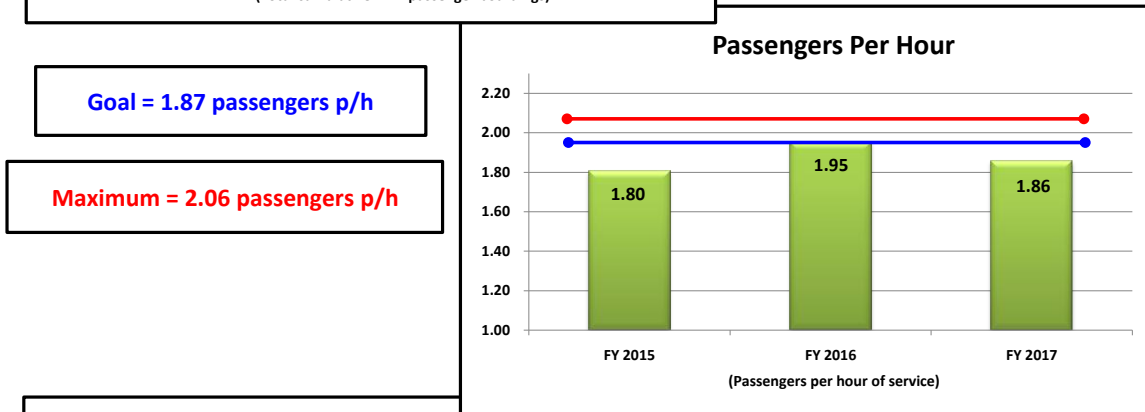
Months of July - September

Fiscal Years 2015-2017



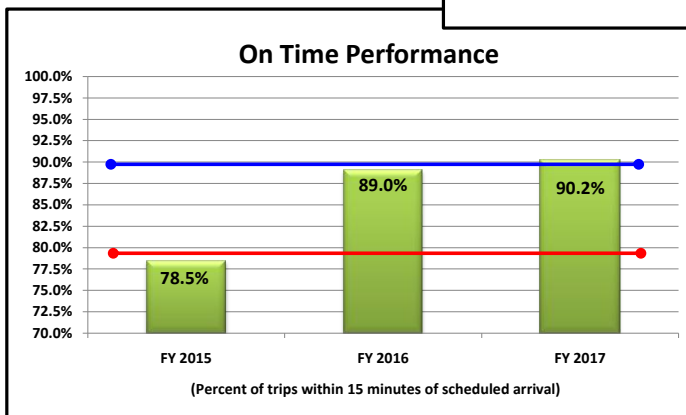
Goal = 29,294 passengers

Maximum = 32,223 passengers



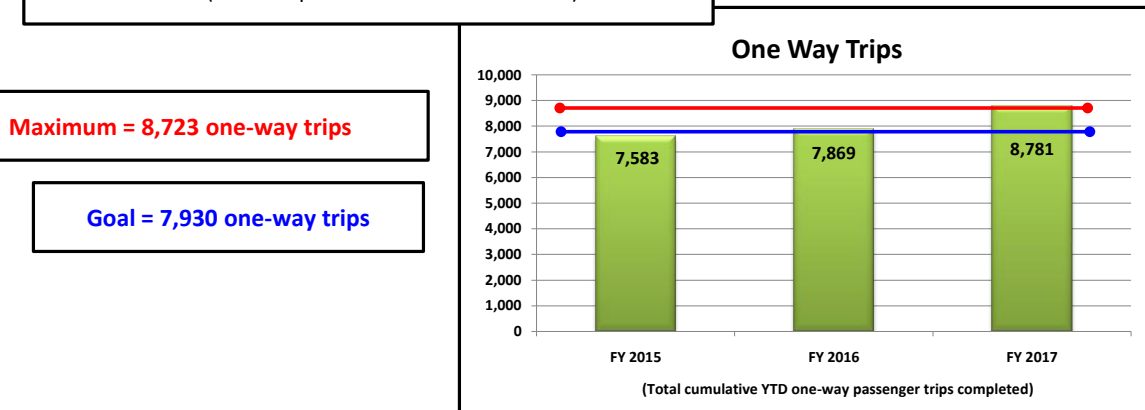
Goal = 1.87 passengers p/h

Maximum = 2.06 passengers p/h



Goal = 90% on time

Minimum = 80% on time



Maximum = 8,723 one-way trips

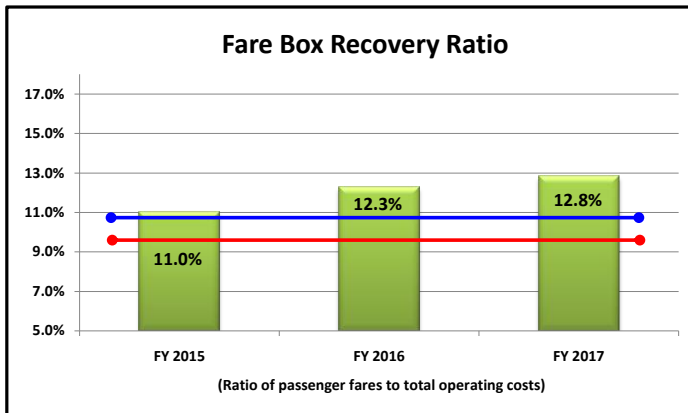
Goal = 7,930 one-way trips

MST RIDES

YTD Dashboard Performance Comparative Statistics

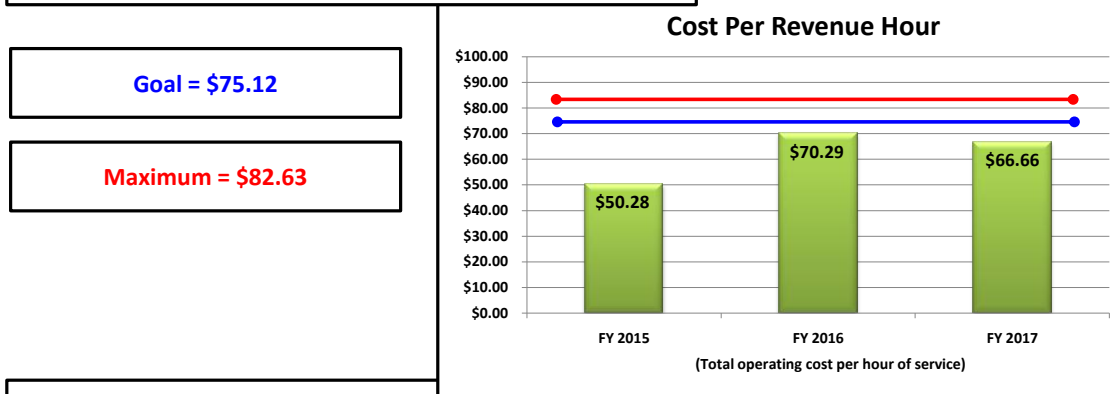
Months of July - September

Fiscal Years 2015-2017



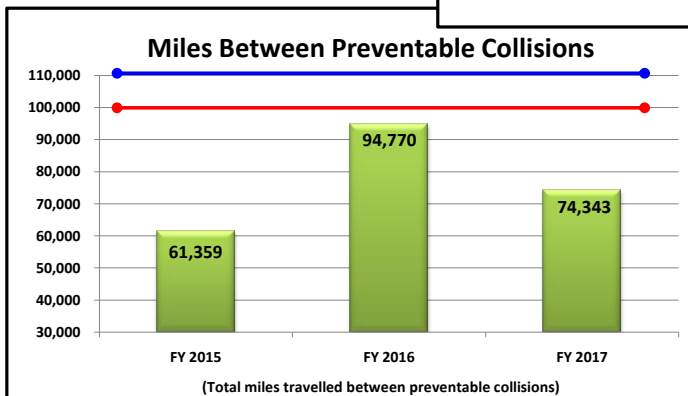
Goal = 11%

Minimum = 10%



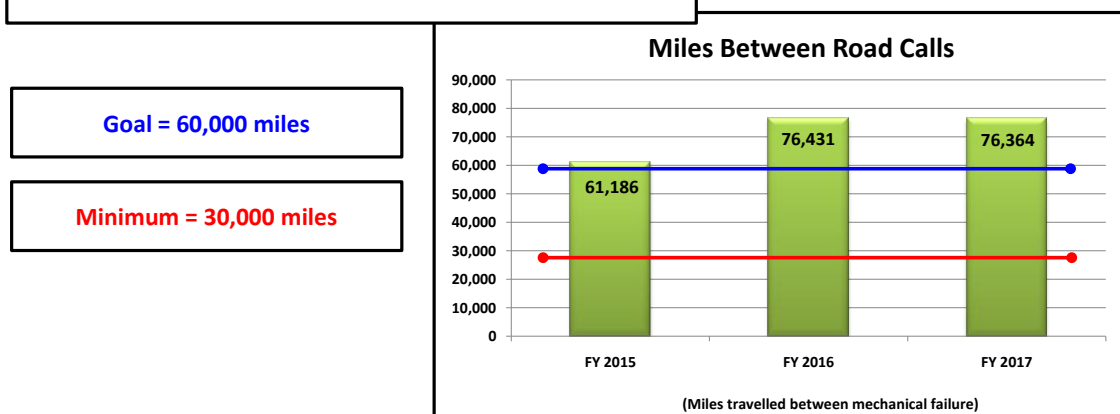
Goal = \$75.12

Maximum = \$82.63



Goal = 110K Miles

Minimum = 100K Miles



Goal = 60,000 miles

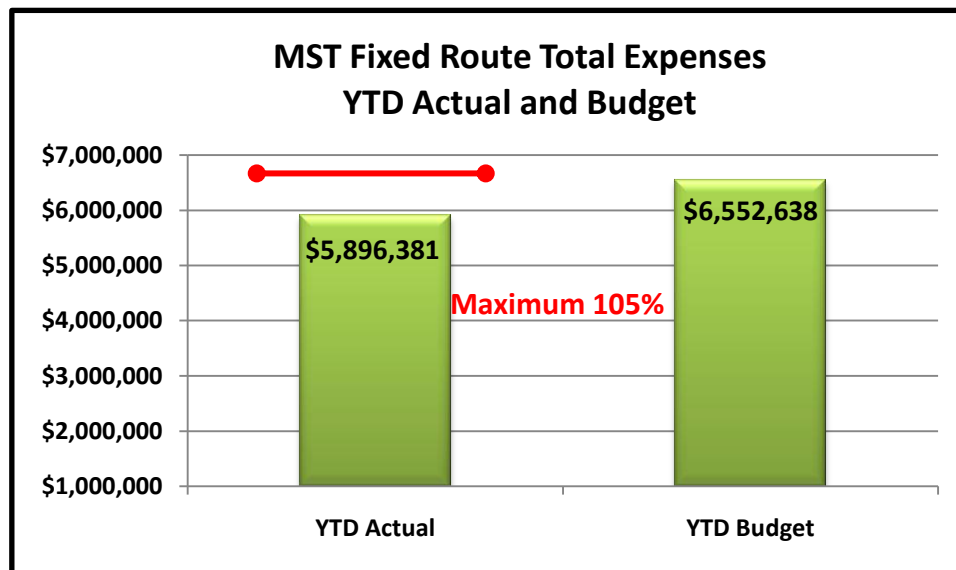
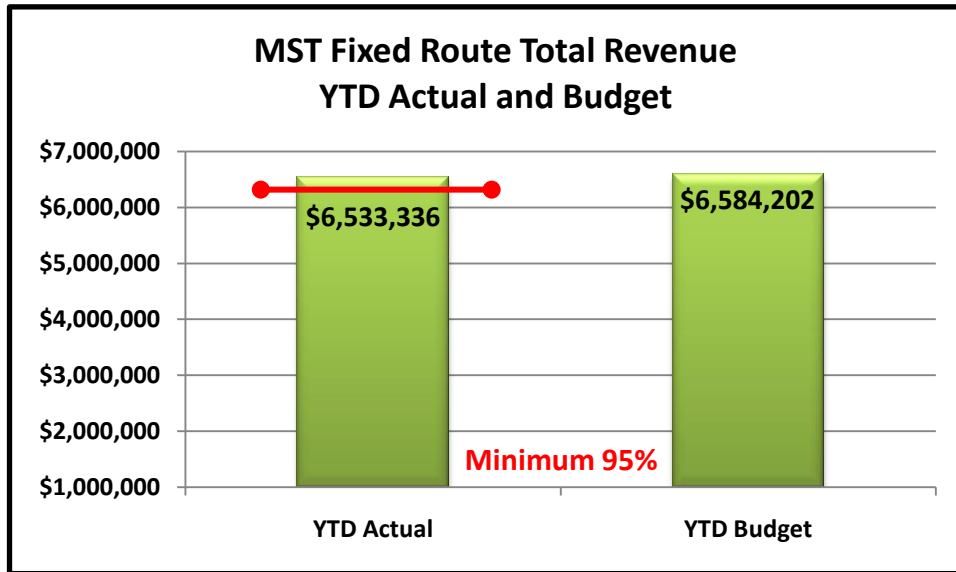
Minimum = 30,000 miles

MST Fixed Route

Financial Performance Comparative Statistics

July - September

Fiscal Year 2017

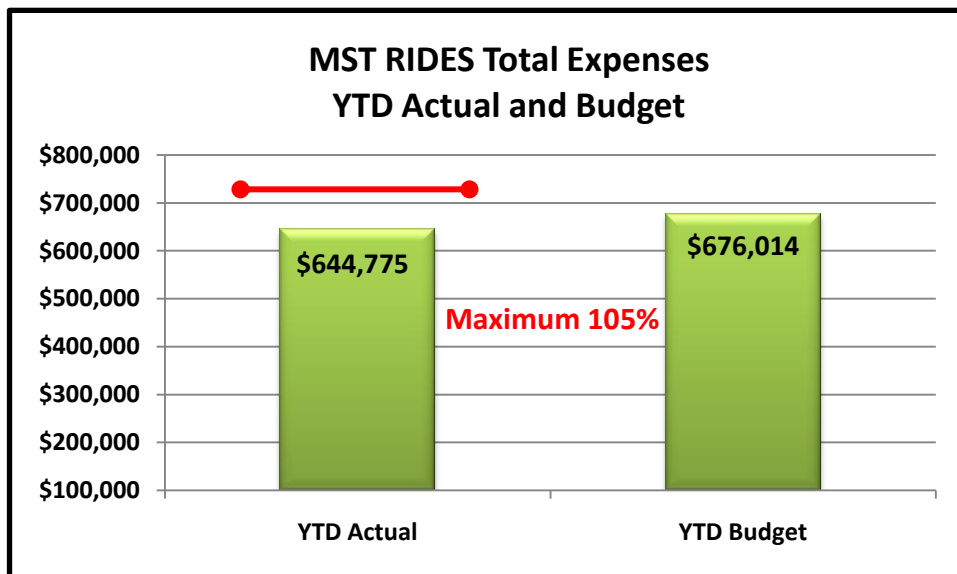
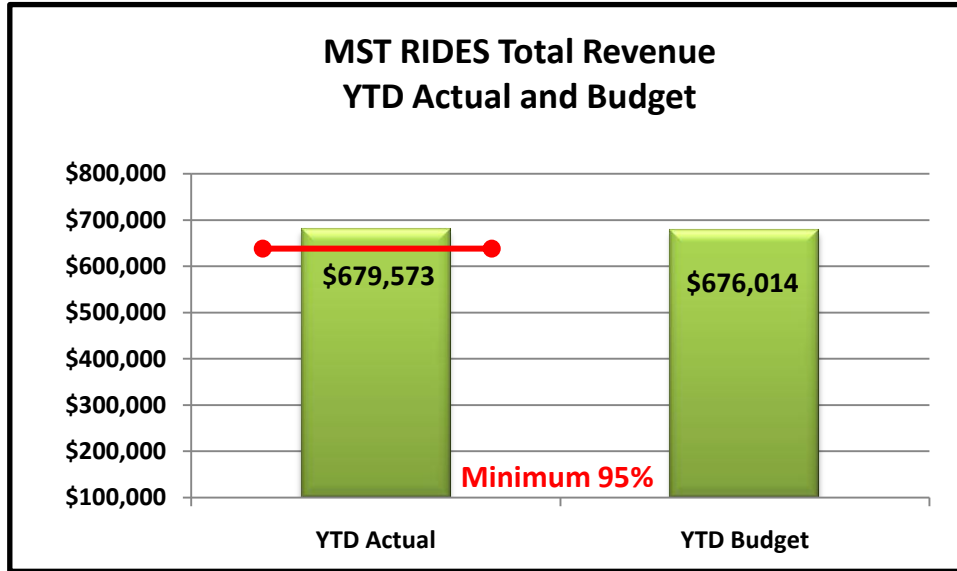


MST RIDES

Financial Performance Comparative Statistics

July - September

Fiscal Year 2017



October 26, 2016

To: Mike Hernandez, Assistant General Manager / C.O.O.

From: Robert Weber, Director - Transportation Services

Cc: MST Board of Directors

Subject: **Transportation Department Monthly Report – September 2016**

FIXED ROUTE BUS OPERATIONS:

System Wide Service: (Fixed Route & On Call Services):

Preliminary boarding statistics indicate that ridership increased by 2.95% in September 2016, (427,367), as compared to September 2015, (415,116). Fiscal year to date – passenger boardings have increased by 4.58% as compared to the same period last year.

Productivity increased slightly from September of last year (17.2) to 17.9 passengers per hour for September of this year.

Supplemental / Special Services:

September 2-5: MST provided special shuttle services for the **Monterey County Fair** transporting 14,639 passengers during this four (4) day event. This represents a 33.81% increase in boarding over last year's event, (10,940).

September 16-18: MST provided special shuttle services for the annual **Jazz Festival** held at the Monterey County fair Grounds transporting 12,329 passengers during this three (3) day event. This represents a 23.93% increase in boardings over last year's event, (9,948).

September 24-25: MST provided special shuttle services for the **Salinas International Airshow** transporting 1,245 passengers during this two (2) day event. This represents a 162.11% increase in boarding over last year's event, (475).

System Wide Statistics:

- Ridership: 427,367
- Vehicle Revenue Hours: 23,869
- Vehicle Revenue Miles: 388,327
- System Productivity: 17.9 Passengers Per Vehicle Revenue Hour
- One-Way Trips Provided: 34,215

Time Point Adherence: Of 133,297 total time-point crossings sampled for the month of September, the TransitMaster™ system recorded 20,666 delayed arrivals to MST's published time-points system-wide. This denotes that **84.50%** of all scheduled arrivals at published time-points were on time. (See *MST Fixed-Route Bus ~ On Time Compliance Chart FY 2016.*)

Service arriving later than **5** minutes beyond the published time point is considered late. The on-time compliance chart, (attached), reflects system wide "on-time performance" as a percentage to the total number of reported time-point crossings.

Cancelled Trips: As listed below, there were a total of eight (8) cancelled trips for the month of September for both directly operated and contracted services:

Total Trips Provided: 34,215			
Category	MST	MV	%
Collision	1	0	12.50%
Employee Shortage	3	0	37.50%
Mechanical Failure	4	0	50.00%
Totals	8	0	100.00%

Documented Occurrences: MST Coach Operators are required to complete an occurrence report for any unusual incident that occurs during their work day. The information provided within these reports is used to identify trends, which often drive changes in policy or standard operating procedures. The following is a comparative summary of reported incidents for the month(s) of September 2015 and 2016:

Occurrence Type	September-15	September-16
Collision: MST Involved	7	8
Employee Injury	0	0
Medical Emergency	0	4
Object Hits Coach	3	1
Passenger Conflict	12	8
Passenger Fall	6	3
Passenger Injury	3	0
Other	2	3
Near Miss	0	0
Fuel / fluid Spill	3	1
Unreported Damage	3	1
Totals	39	29

CONTRACTED TRANSPORTATION SERVICES:

MST RIDES ADA / ST Paratransit Program:

Preliminary boarding statistics for the MST RIDES program reflect that for the month of September there were 10,436 passenger boardings. This denotes a 4.05% increase in passenger boardings from September of 2015, (9,987). Fiscal year to date – passenger boardings have increased by 5.20% as compared to the same period last year.

- Productivity for September of this year was at 1.87 passengers per hour decreasing from September of 2015, (1.94).
- For the month of September, 88.90 % of all scheduled trips for the MST RIDES Program arrived on time, decreasing from 89.50 % in September of 2015.

COMMUNICATIONS CENTER:

In September, MST's Communications Center summoned public safety agencies on *fifteen (15)* separate occasions to MST's transit vehicles and facilities:

Agency Type	Incident Type	Number Of Responses
Police	Passenger Incident / Other	6
EMS	Passenger Illness / Injury	9
	Hazardous Materials Incident	1

Robert Weber

ATTACHMENTS:

MST Fixed-Route Bus ~~ On Time Compliance FY 2016

MST Fixed-Route Bus ~~ Boarding Statistics FY 2016

MST Trolley ~~ Boarding Statistics FY 2016

MST RIDES ~~ On Time Compliance FY 2016

MST RIDES ~~ Boarding Statistics FY 2016 Operations

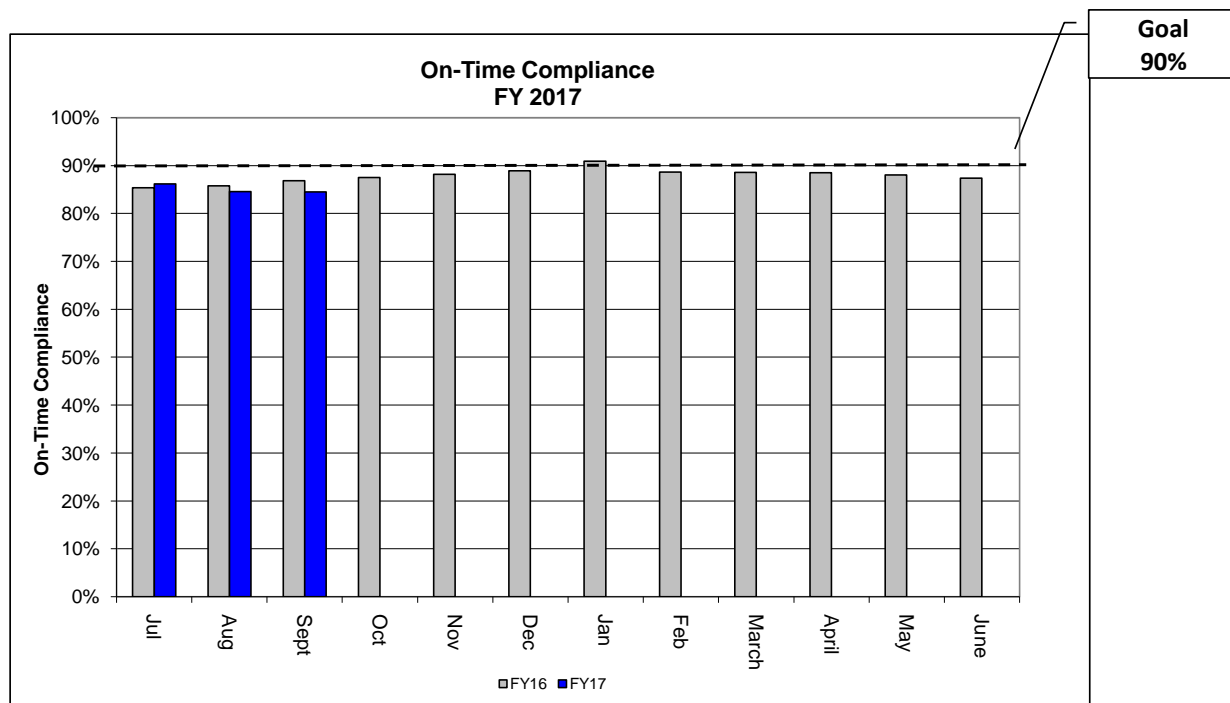
Summary Report ~ September 2015 Mobility

Management Report ~ September 2015

Blank Page

**MST FIXED ROUTE
ON-TIME COMPLIANCE FY 2017**

MONTH	FY 16 ON-TIME PERFORMANCE	FY17 TIME POINT COUNT	FY17 DELAYED ARRIVALS 5 + MINUTES	FY17 ON-TIME PERFORMANCE
Jul	85.39%	123,213	17,026	86.18%
Aug	85.75%	132,425	20,467	84.54%
Sept	86.82%	133,297	20,666	84.50%
Oct	87.48%			
Nov	88.15%			
Dec	88.89%			
Jan	90.91%			
Feb	88.66%			
March	88.58%			
April	88.54%			
May	88.07%			
June	87.39%			
Total	N/A	388,935	58,159	N/A
YTD Average	85.99%	129,645	19,386	85.07%



MST FIXED ROUTE BOARDINGS

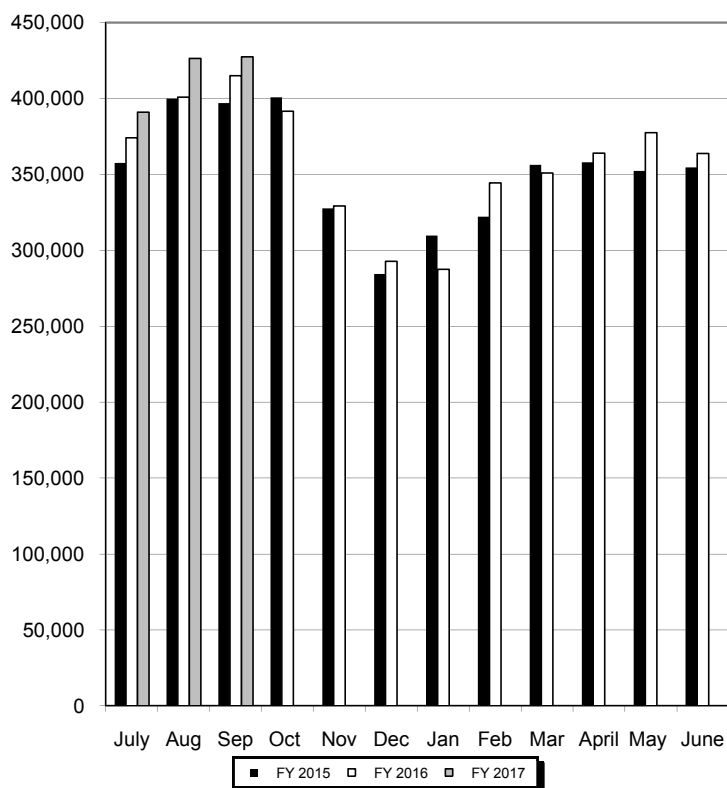
FY 2017 Monthly Boardings

MONTH	FY 2015	FY 2016	FY 2017	% CHANGE
July	357,544	374,195	390,949	4.48%
Aug	399,960	400,933	426,452	6.36%
Sep	397,149	415,116	427,367	2.95%
Oct	400,812	391,618		
Nov	327,670	329,224		
Dec	284,403	292,742		
Jan	309,803	287,457		
Feb	322,284	344,458		
Mar	356,419	350,899		
April	358,127	363,941		
May	352,351	377,591		
June	354,703	363,721		
TOTAL	4,221,225	4,291,895	1,244,768	
YTD Avg.	384,884	396,748	414,923	4.58%
YTD Comparison	1,154,653	1,190,244	1,244,768	4.58%

*** Preliminary**

Boardings are inclusive of all On Call, Trolley, & Fixed Route Services

MONTHLY RIDERSHIP



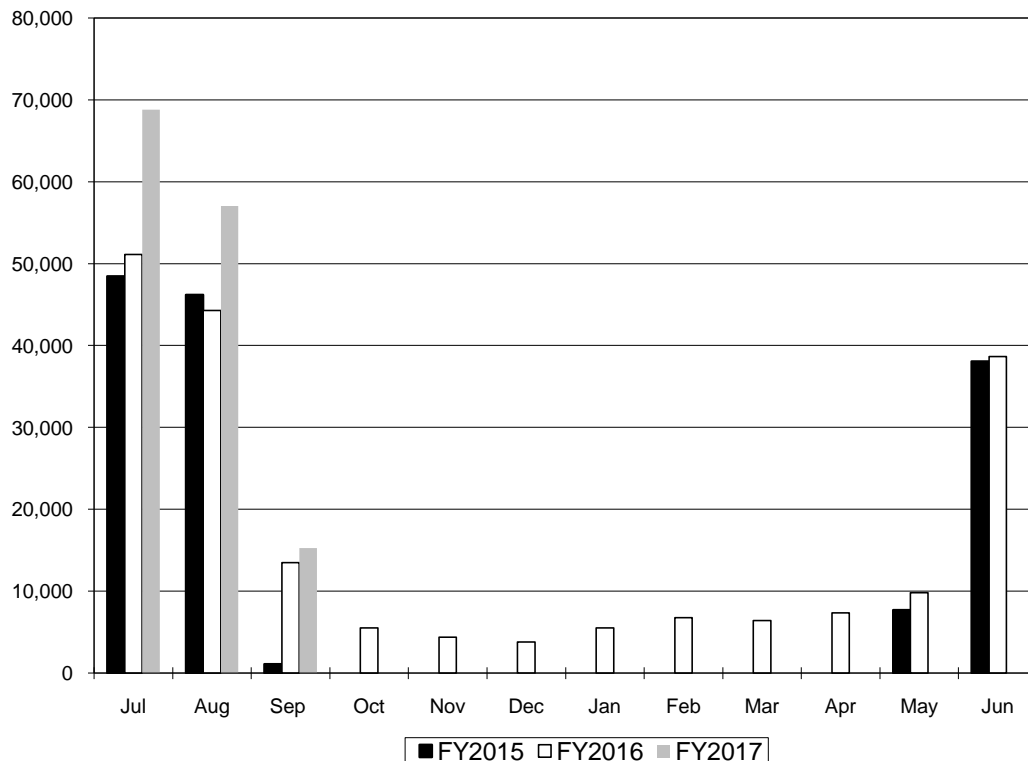
MST TROLLEY - MONTEREY

FY 2017 Monthly Boardings

Does Not Operate

MONTH	FY2015	FY2016	FY2017	% CHANGE
Jul	48,468	51,134	68,807	34.56%
Aug	46,190	44,270	57,042	28.85%
Sep	1,108	13,502	15,274	13.12%
Oct		5,521		
Nov		4,368		
Dec		3,773		
Jan		5,520		
Feb		6,749		
Mar		6,424		
Apr		7,354		
May	7,695	9,800		
Jun	38,046	38,649		
Total Ridership	141,507	197,064	141,123	
YTD Average	31,922	36,302	47,041	29.58%
YTD Comparison	95,766	108,906	141,123	29.58%

MONTEREY TROLLEY MONTHLY RIDERSHIP

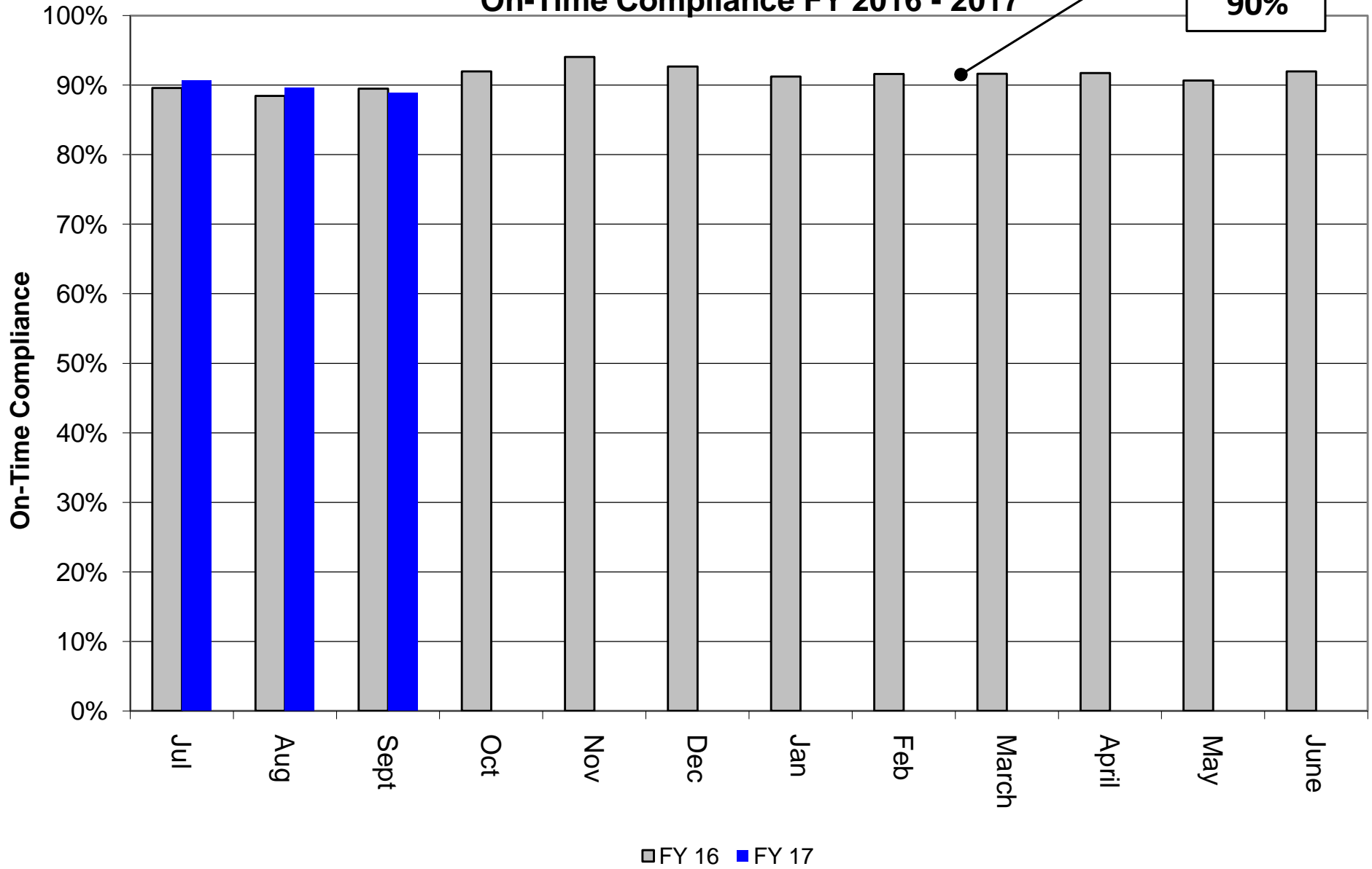


Blank Page

MST RIDES

On-Time Compliance FY 2016 - 2017

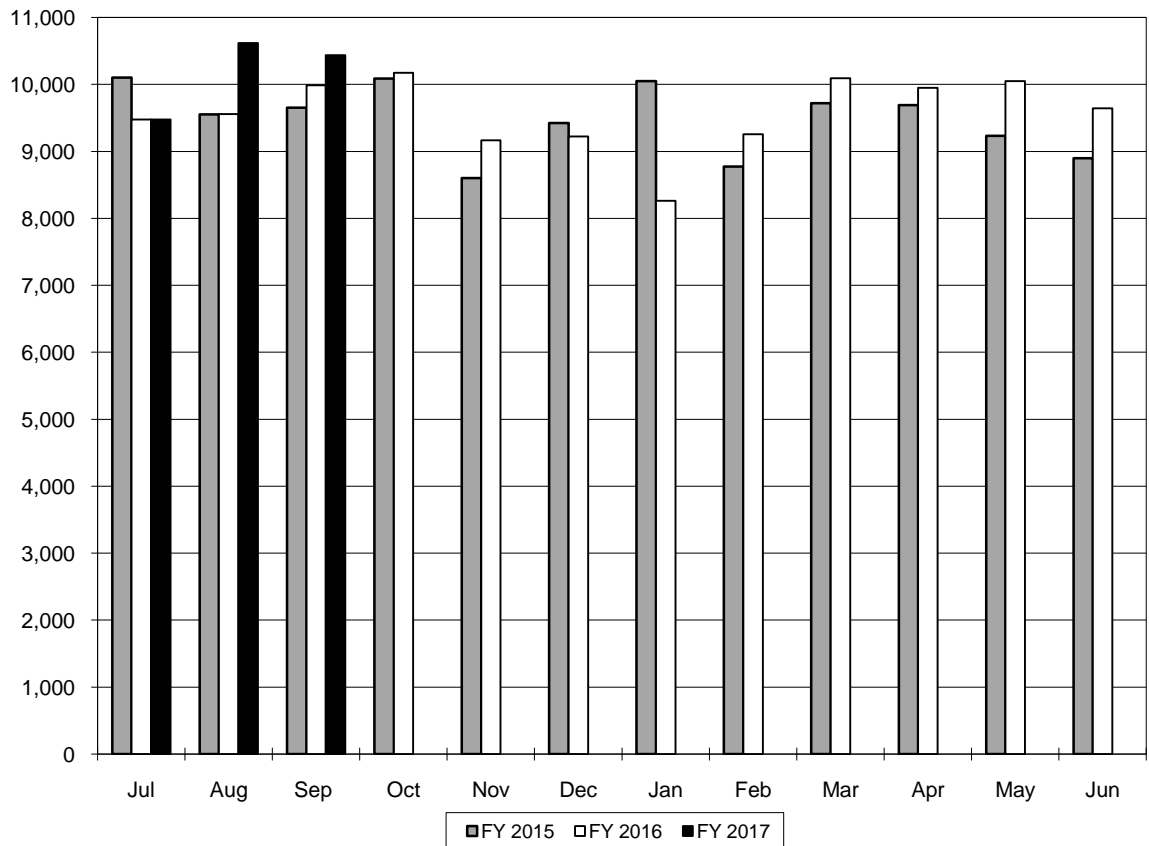
Goal
90%



MST RIDES Program Monthly Boardings

MONTH	FY 2015	FY 2016	FY 2017	% CHANGE
Jul	10,099	9,476	9,477	0.01%
Aug	9,552	9,558	10,616	11.07%
Sep	9,650	9,987	10,436	4.50%
Oct	10,086	10,171		
Nov	8,600	9,166		
Dec	9,421	9,220		
Jan	10,048	8,262		
Feb	8,774	9,257		
Mar	9,717	10,090		
Apr	9,689	9,950		
May	9,231	10,048		
Jun	8,898	9,644		
Total Ridership	113,765	114,829	30,529	
YTD Average	9,767	9,674	10,176	5.20%
YTD Comparison	29,301	29,021	30,529	5.20%

MST RIDES MONTHLY RIDERSHIP



Operations Summary Report

Fixed Route Services

September 2016

Service Delivered		Service Quality	
Ridership	427,367	On-time Time Points	112,335
Passengers / Vehicle Revenue Hour	17.9	Delayed Time Points	20,412
Revenue Miles	388,327.2	On-time Passenger Boardings	377,077
One-way Trips Operated	34,215	Percent On-time Boardings	88%

Systemwide Service:

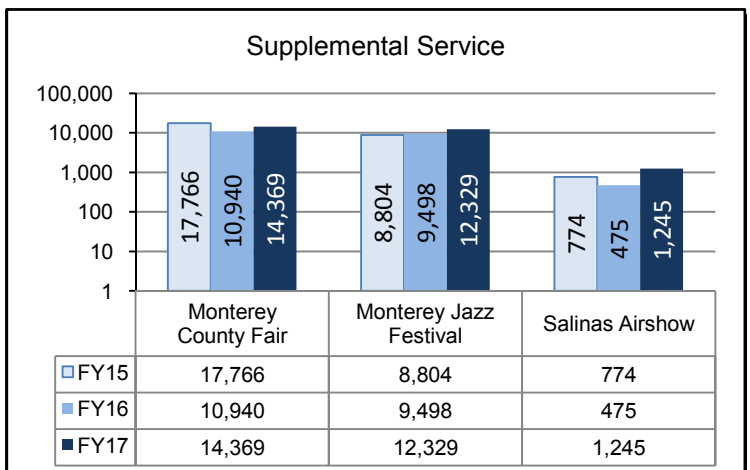
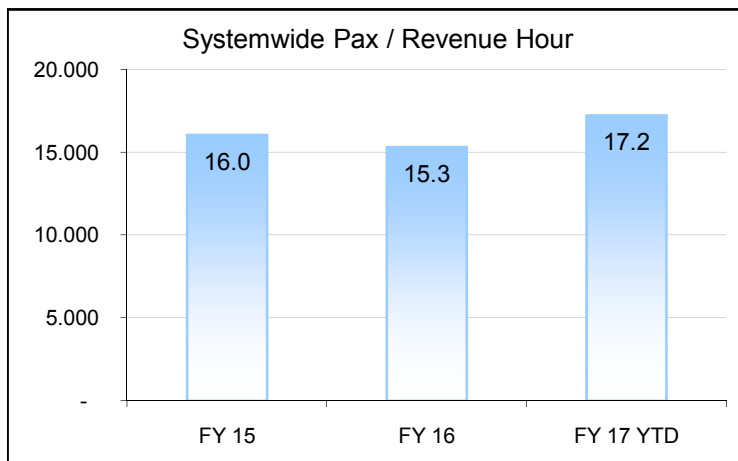
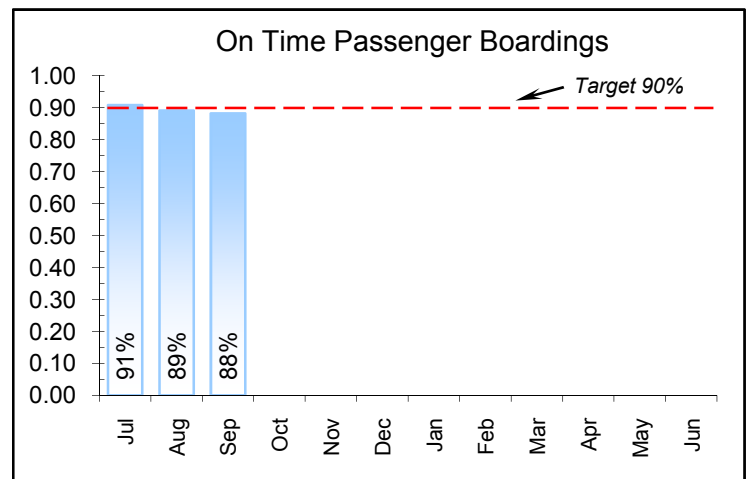
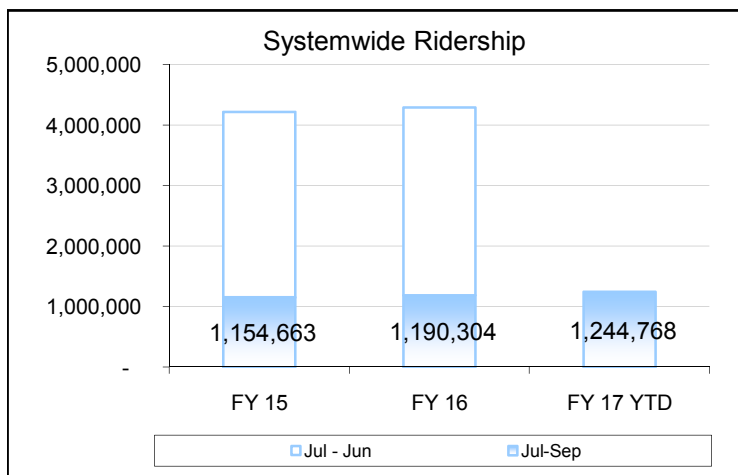
September boardings for 2016 increased 3.0% compared to 2016 and revenue hours decreased by 0.5%. The net result is that productivity, measured in passengers per hour (PPH), increased 3.5%, from 17.3 PPH last September to 17.9 PPH this month.

Seasonal Service:

Seasonal services transitioned from summer schedules (daily service) to winter schedules (weekends only) this month. Line 22-Big Sur reported 442 boardings compared to 700 boardings last September. The combination of the MST Trolley Monterey and the Aquarium Direct Trolley transported 15,274 passengers, a 13.1% increase over the 13,502 passengers transported last September on the MST Trolley Monterey alone.

Supplemental/Special Service:

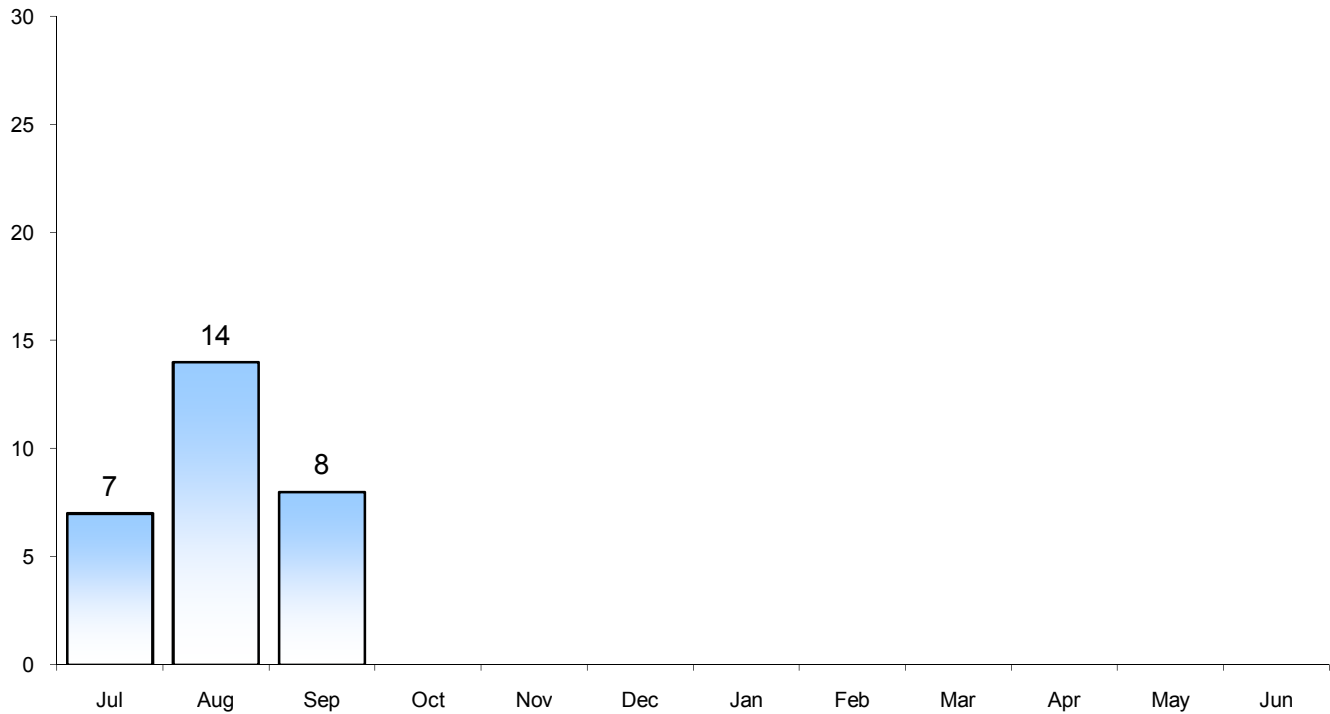
Supplemental service operated this month for three events. Service to the Monterey County Fair transported 14,639 passengers, service to the Monterey Jazz Festival carried another 12,329 passengers, and service for the Salinas Airshow reported 1,245 passengers.



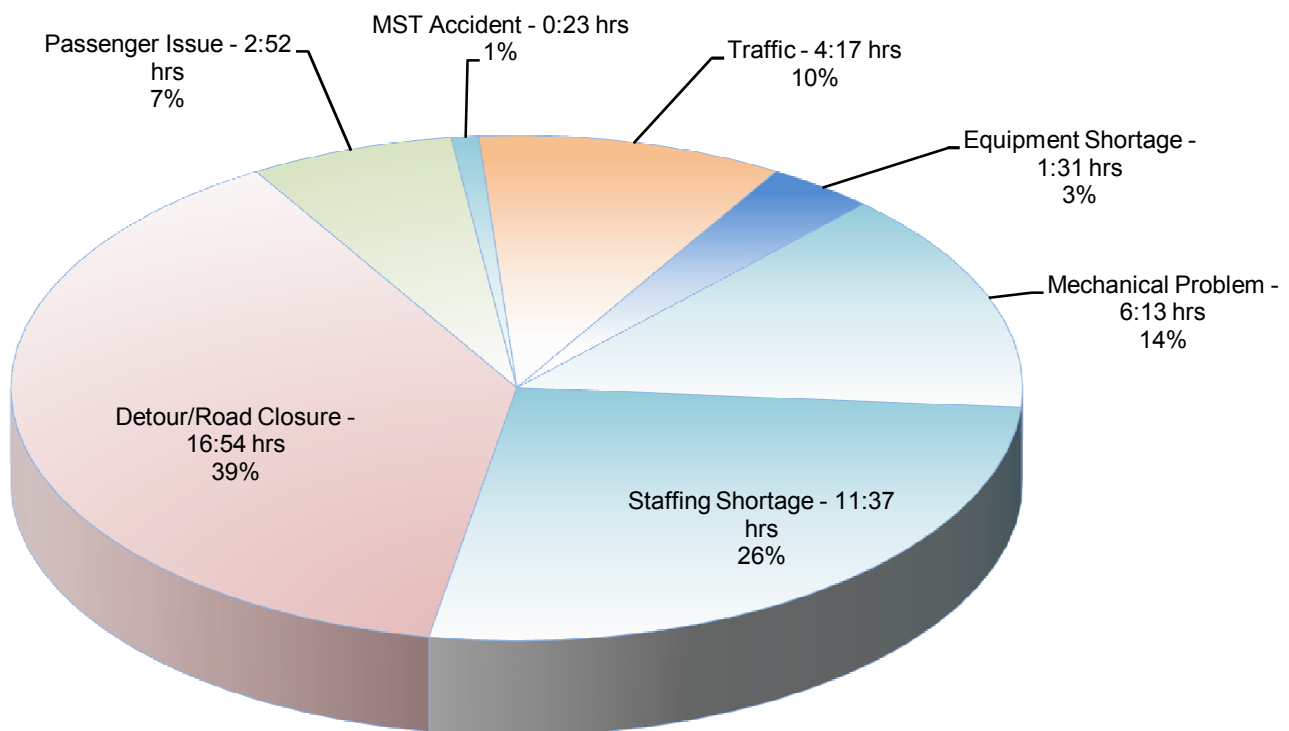
Fixed Route Operations Summary Report

September 2017

Service Cancellations by Month

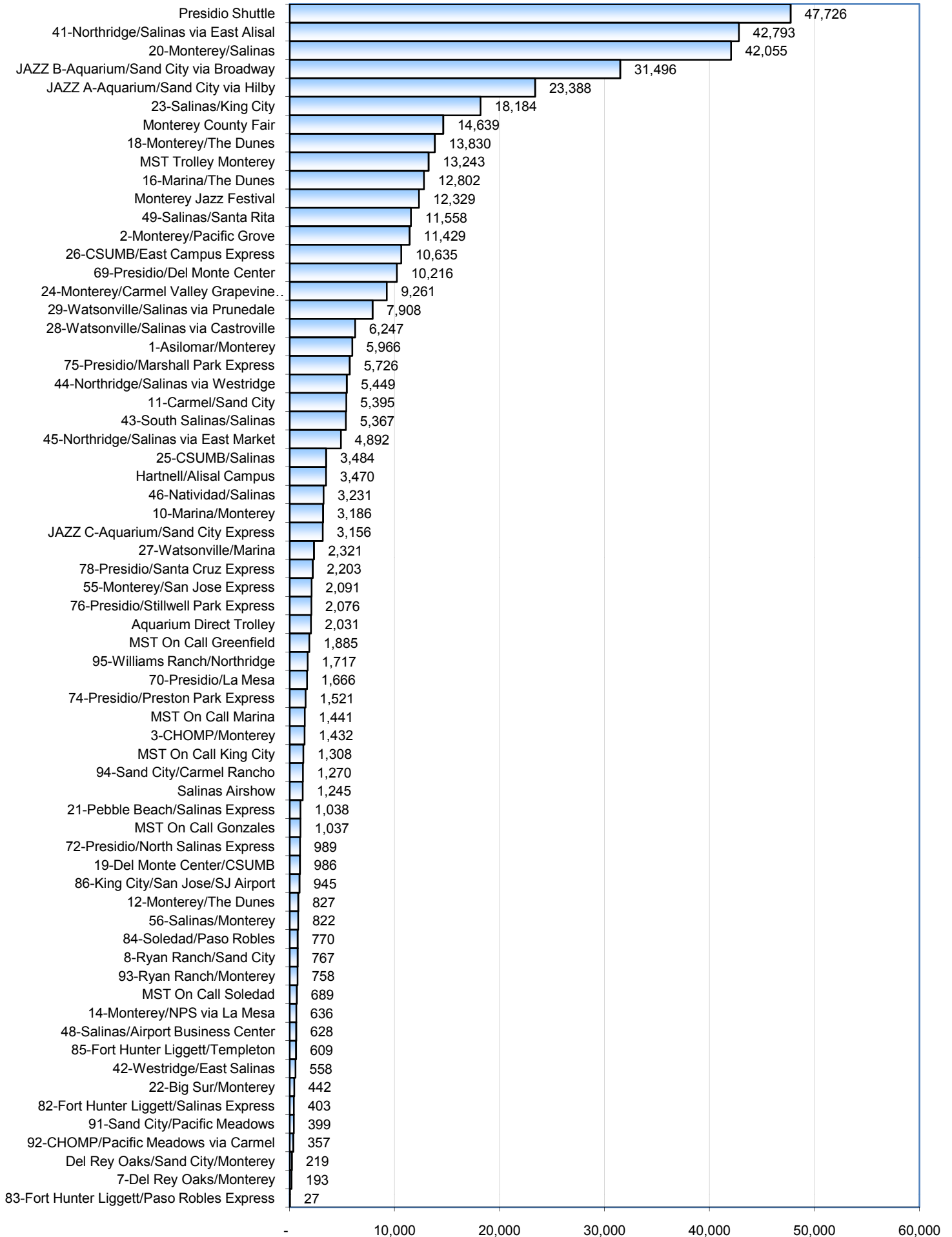


Cancelled Revenue Hours - Year to Date

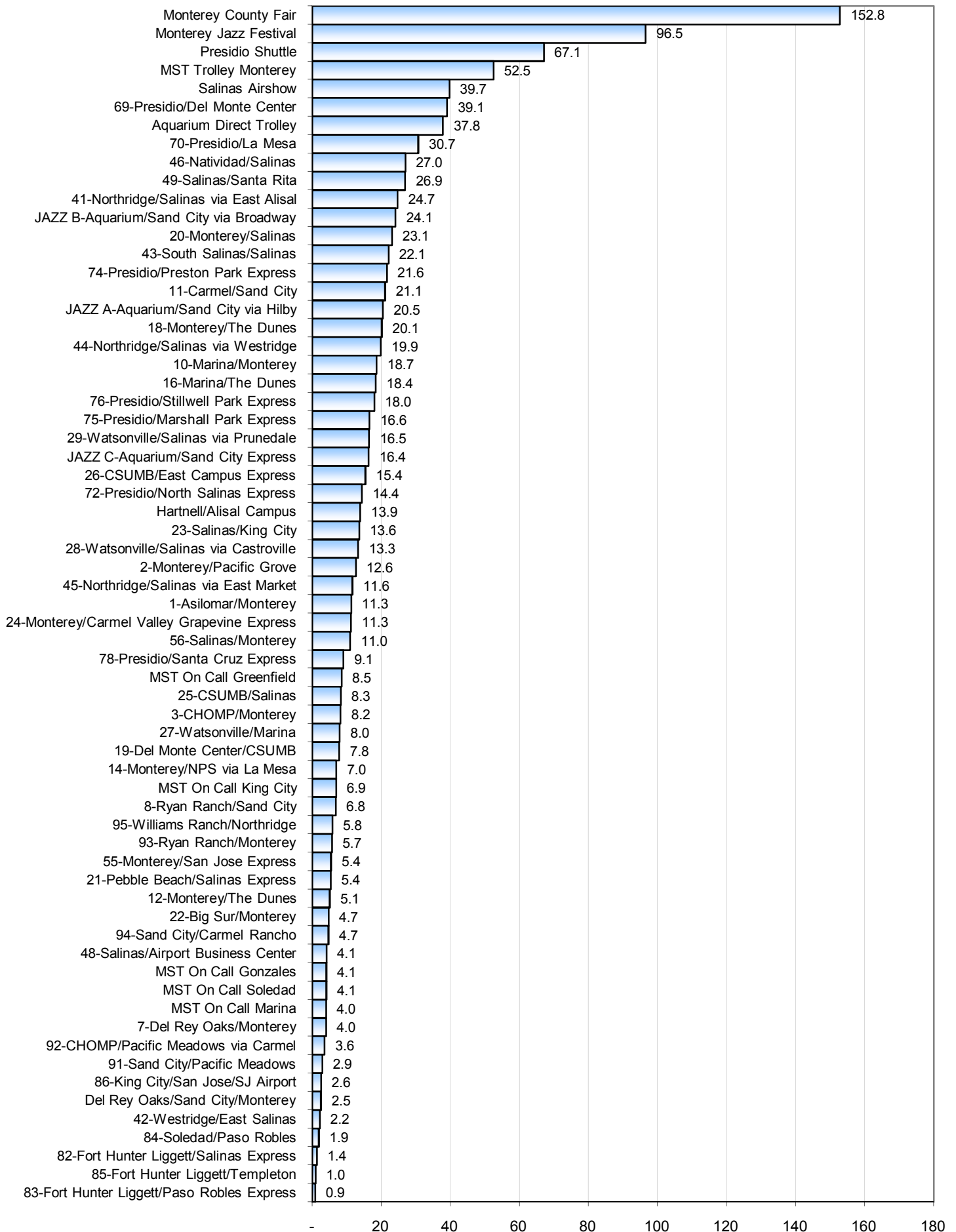


Ridership by Line - September 2016

Passenger Boardings

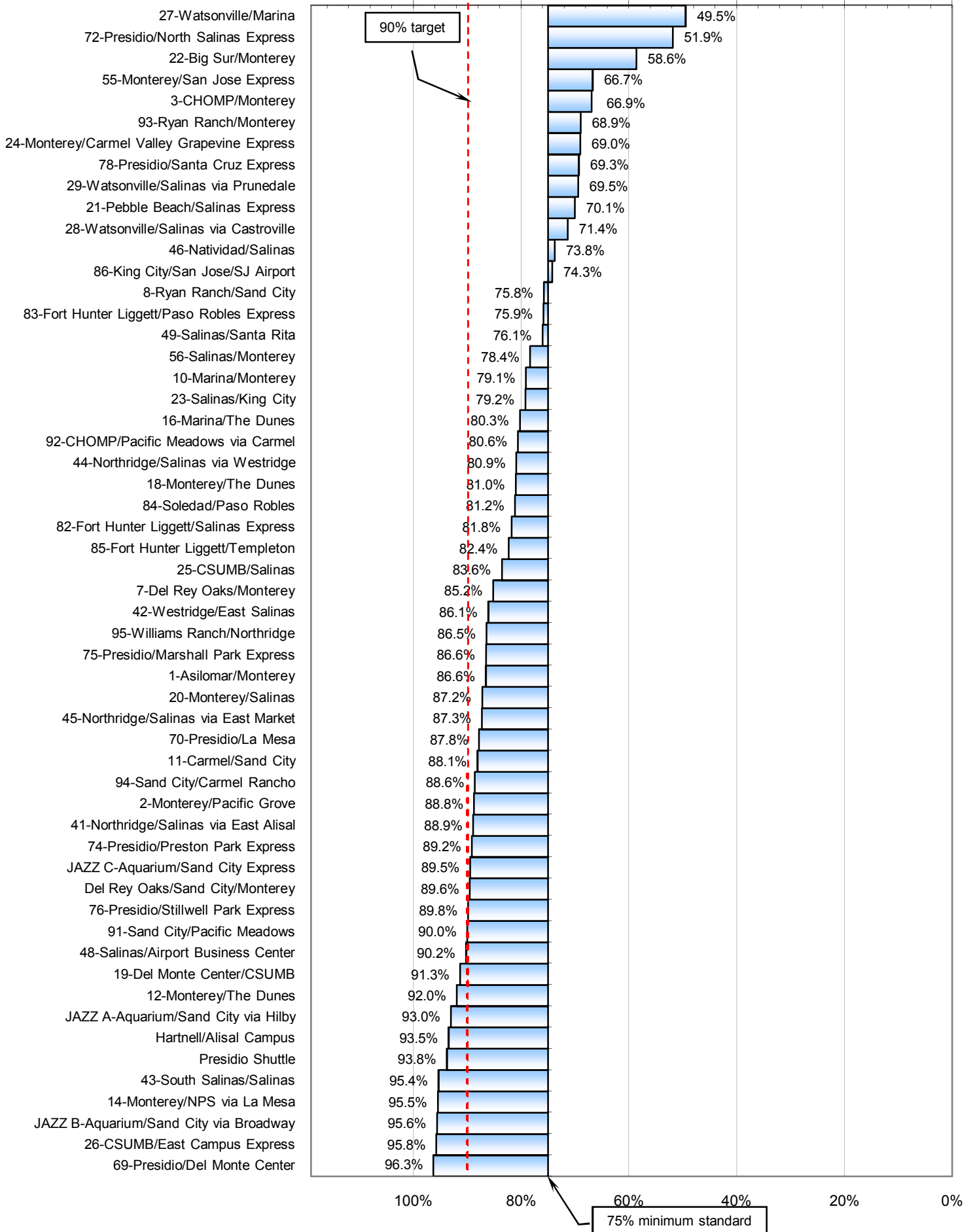


Productivity by Line - September 2016 Passengers Per Hour



Schedule Adherence by Line - September 2016

Percent On-time Timepoints



September 2016

Systemwide Ridership: 427,367
 Systemwide Revenue Hours: 23869:03
 Systemwide Revenue Miles: 388,327.2

Local - \$1.50 / \$.75

	Ridership	VRHrs	VRMi	Pax/Hr	% Riders	% Hrs
3-CHOMP/Monterey	1,432	174:09	1,745.5	8.22	0.3%	0.7%
7-Del Rey Oaks/Monterey	193	48:00	741.2	4.02	0.0%	0.2%
8-Ryan Ranch/Sand City	767	112:24	1,548.8	6.82	0.2%	0.5%
19-Del Monte Center/CSUMB	986	125:37	2,309.4	7.85	0.2%	0.5%
26-CSUMB/East Campus Express	10,635	690:33	7,434.6	15.40	2.5%	2.9%
46-Natividad/Salinas	3,231	119:42	1,151.4	26.99	0.8%	0.5%
Hartnell/Alisal Campus	3,470	249:54	2,033.9	13.89	0.8%	1.0%
48-Salinas/Airport Business Center	628	152:15	1,463.6	4.12	0.1%	0.6%
MST On Call Marina	1,441	356:40	4,488.2	4.04	0.3%	1.5%
MST On Call Gonzales	1,037	252:00	1,584.0	4.12	0.2%	1.1%
MST On Call Greenfield	1,885	220:30	1,880.0	8.55	0.4%	0.9%
MST On Call King City	1,308	189:00	1,869.0	6.92	0.3%	0.8%
Total	27,702	2858:44	29,848.5	9.7	6.5%	12.0%

Primary - \$2.50 / \$1.25 / \$0.75*

	Ridership	VRHrs	VRMi	Pax/Hr	% Riders	% Hrs
1-Asilomar/Monterey	5,966	528:28	5,080.7	11.29	1.4%	2.2%
2-Monterey/Pacific Grove	11,429	904:29	9,944.3	12.64	2.7%	3.8%
10-Marina/Monterey	3,186	170:48	3,167.6	18.65	0.7%	0.7%
11-Carmel/Sand City	5,395	255:30	3,652.5	21.12	1.3%	1.1%
16-Marina/The Dunes	12,802	695:27	10,676.6	18.41	3.0%	2.9%
18-Monterey/The Dunes	13,830	686:28	10,634.8	20.15	3.2%	2.9%
20-Monterey/Salinas	42,055	1821:29	33,187.6	23.09	9.8%	7.6%
24-Monterey/Carmel Valley Grapevine Express	9,261	822:33	16,046.2	11.26	2.2%	3.4%
25-CSUMB/Salinas	3,484	421:24	9,074.9	8.27	0.8%	1.8%
27-Watsonville/Marina	2,321	291:12	7,863.3	7.97	0.5%	1.2%
41-Northridge/Salinas via East Alisal	42,793	1731:07	18,223.6	24.72	10.0%	7.3%
42-Westridge/East Salinas	558	256:54	3,670.7	2.17	0.1%	1.1%
43-South Salinas/Salinas	5,367	242:33	2,496.9	22.13	1.3%	1.0%
44-Northridge/Salinas via Westridge	5,449	274:20	3,232.7	19.86	1.3%	1.1%
45-Northridge/Salinas via East Market	4,892	420:25	5,020.3	11.64	1.1%	1.8%
49-Salinas/Santa Rita	11,558	429:45	3,782.8	26.89	2.7%	1.8%
91-Sand City/Pacific Meadows*	399	135:30	1,921.5	2.94	0.1%	0.6%
92-CHOMP/Pacific Meadows via Carmel*	357	99:30	1,157.9	3.59	0.1%	0.4%
93-Ryan Ranch/Monterey*	758	133:00	2,235.8	5.70	0.2%	0.6%
94-Sand City/Carmel Rancho*	1,270	268:57	3,151.3	4.72	0.3%	1.1%
95-Williams Ranch/Northridge*	1,717	294:48	3,092.1	5.82	0.4%	1.2%
Del Rey Oaks/Sand City/Monterey	219	86:32	1,690.1	2.53	0.1%	0.4%
JAZZ A-Aquarium/Sand City via Hilby	23,388	1141:00	11,775.6	20.50	5.5%	4.8%
JAZZ B-Aquarium/Sand City via Broadway	31,496	1304:53	12,976.5	24.14	7.4%	5.5%
JAZZ C-Aquarium/Sand City Express	3,156	192:51	2,229.1	16.37	0.7%	0.8%
Total	243,106	13609:53	185,985.4	17.9	56.9%	57.0%

Regional - \$3.50 / \$1.75

	Ridership	VRHrs	VRMi	Pax/Hr	% Riders	% Hrs
21-Pebble Beach/Salinas Express	1,038	192:30	4,327.6	5.39	0.2%	0.8%
22-Big Sur/Monterey	442	93:18	2,078.0	4.74	0.1%	0.4%
23-Salinas/King City	18,184	1334:25	41,956.2	13.63	4.3%	5.6%
28-Watsonville/Salinas via Castroville	6,247	468:45	12,316.6	13.33	1.5%	2.0%
29-Watsonville/Salinas via Prunedale	7,908	479:59	8,829.9	16.48	1.9%	2.0%
56-Salinas/Monterey	822	74:55	1,480.9	10.97	0.2%	0.3%
84-Soledad/Paso Robles	770	402:37	13,484.1	1.91	0.2%	1.7%
Total	35,411	3046:29	84,473.2	11.6	8.3%	12.8%

Commuter - \$12 / \$6

	Ridership	VRHrs	VRMi	Pax/Hr	% Riders	% Hrs
55-Monterey/San Jose Express	2,091	384:54	10,627.6	5.43	0.5%	1.6%
86-King City/San Jose/SJ Airport	945	365:48	14,041.9	2.58	0.2%	1.5%
Total	3,036	750:42	24,669.6	4.0	0.7%	3.1%

Military

	Ridership	VRHrs	VRMi	Pax/Hr	% Riders	% Hrs
12-Monterey/The Dunes	827	163:06	2,749.8	5.07	0.2%	0.7%
14-Monterey/NPS via La Mesa	636	91:00	899.9	6.99	0.1%	0.4%
69-Presidio/Del Monte Center	10,216	261:35	2,344.0	39.05	2.4%	1.1%
70-Presidio/La Mesa	1,666	54:15	674.4	30.71	0.4%	0.2%
72-Presidio/North Salinas Express	989	68:43	1,212.3	14.39	0.2%	0.3%
74-Presidio/Preston Park Express	1,521	70:21	1,286.3	21.62	0.4%	0.3%
75-Presidio/Marshall Park Express	5,726	344:56	4,731.2	16.60	1.3%	1.4%
76-Presidio/Stillwell Park Express	2,076	115:30	1,529.1	17.97	0.5%	0.5%
78-Presidio/Santa Cruz Express	2,203	243:06	5,826.3	9.06	0.5%	1.0%
82-Fort Hunter Liggett/Salinas Express	403	290:50	11,622.7	1.39	0.1%	1.2%
83-Fort Hunter Liggett/Paso Robles Express	27	31:16	1,130.6	0.86	0.0%	0.1%
85-Fort Hunter Liggett/Templeton	609	596:25	18,255.1	1.02	0.1%	2.5%
Presidio Shuttle	47,726	711:21	6,380.4	67.09	11.2%	3.0%
Total	74,625	127	58,642	24.5	17.5%	12.7%

Free

	Ridership	VRHrs	VRMi	Pax/Hr	% Riders	% Hrs
MST Trolley Monterey	13,243	252:18	1,686.0	52.49	3.1%	1.1%
Aquarium Direct Trolley	2,031	53:42	329.1	37.82	0.5%	0.2%
Total	15,274	306:00	2,015.0	49.9	3.6%	1.3%

Supplemental

	Ridership	VRHrs	VRMi	Pax/Hr	% Riders	% Hrs
Salinas Airshow	1,245	31:20	657.2	39.73	0.3%	0.1%
Monterey Jazz Festival	12,329	127:42	1,163.5	96.55	2.9%	0.5%
Monterey County Fair	14,639	95:49	872.7	152.78	3.4%	0.4%
Total	28,213	254:51	2,693.4	110.7	6.6%	1.1%

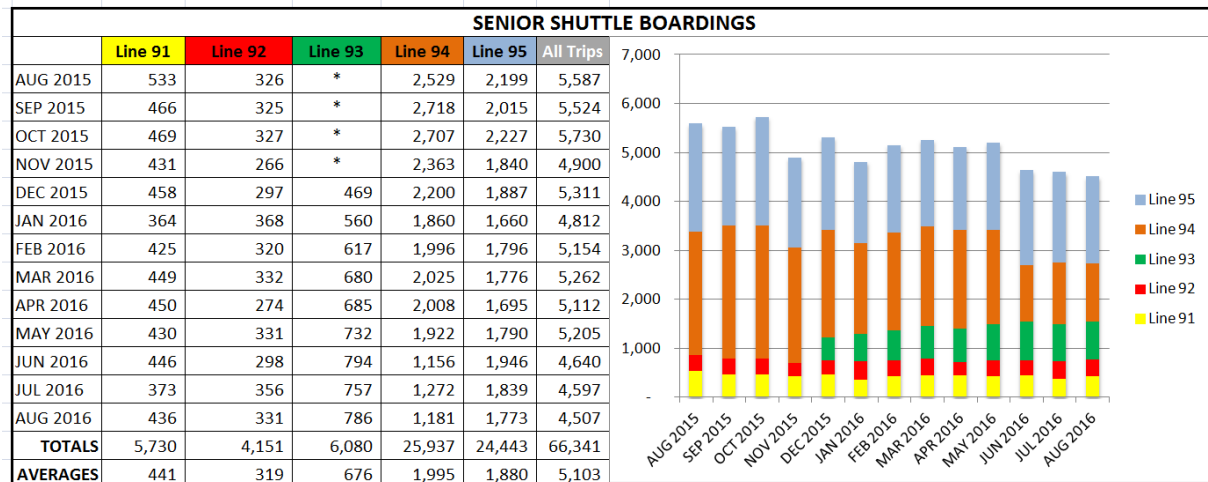
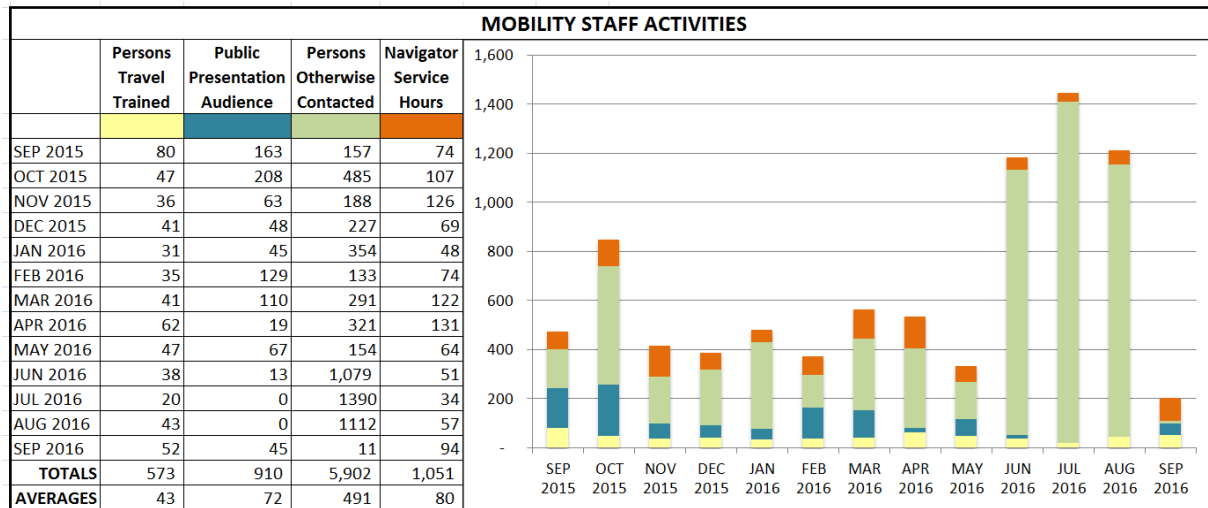
Mobility Management Update – September 2016

The Mobility Department held its first Taxi ADA Certification Training (TACT) class resulting in 17 certified taxi drivers, and hired two new staff, Claudia Valencia and Erin Heatley for the Mobility Specialist position.

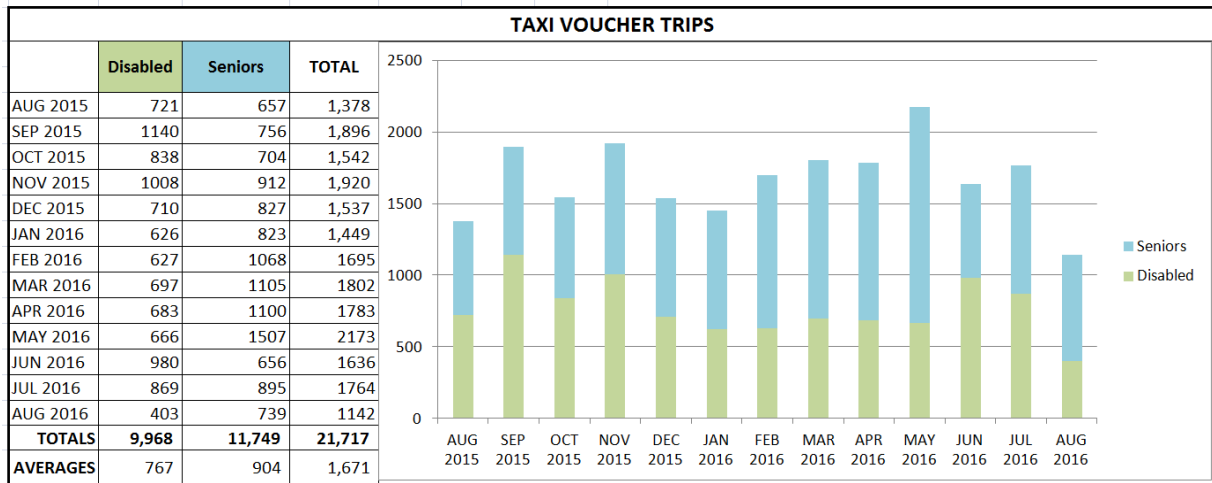
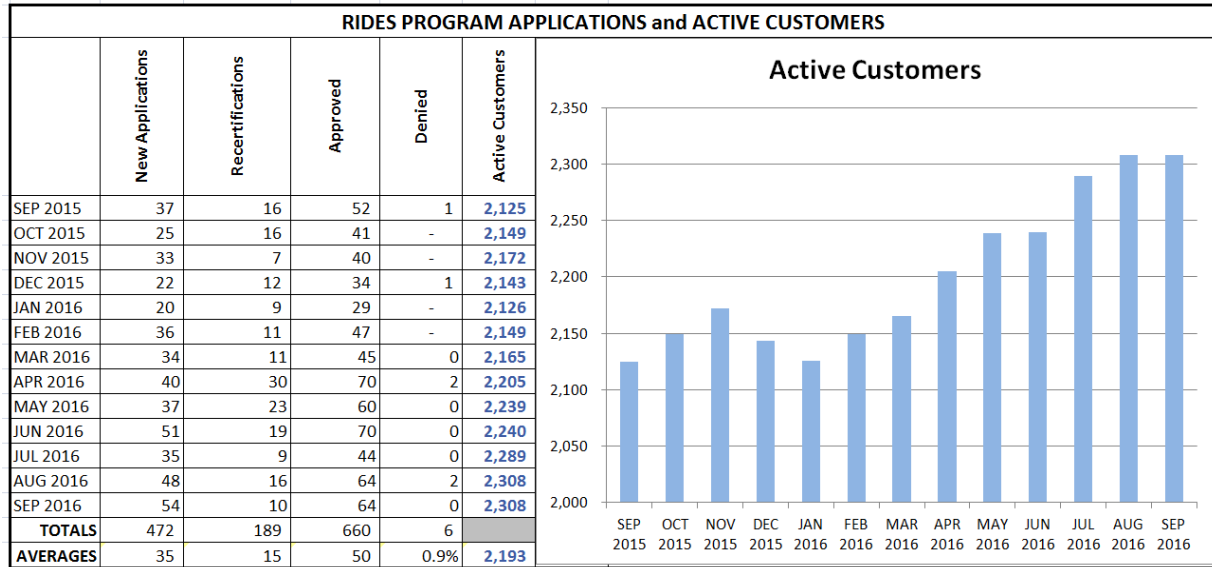
Mobility Specialist interviewed 64 RIDES applicants, filled 2 taxi voucher requests, and processed 1,142 taxi vouchers for taxi company reimbursement, and continues to work with website consultants to prepare for expanding taxi vouchers program in FY17.

MST Navigators

Navigators returned from summer break and resumed activities including scanning, archiving taxi vouchers, and outreach.



* Line 93 has been reinstated and now serves Glenwood Circle and Ryan Ranch.



ATTACHMENT 3

To: Carl G. Sedoryk, General Manager/CEO

From: Michael Hernandez, Assistant General Manager/COO

Subject: Monthly Maintenance/Facilities Report for September 2016

This report summarizes the activities of the Maintenance and Facilities Departments as well as fuel prices during the past month.

FY17 Fuel Budget:	Average Fuel Price September 2016:	Average Fuel Price: FY2017
Diesel: \$3.10	\$1.86	\$1.81
Gasoline: \$3.20	\$2.16	\$2.12

Fleet Status:	Operating Cost Per Mile:	* Miles Between Major Mechanical Road Calls:
September 2016	\$0.87	17,940
FY2017	\$0.91	18,483 YTD
FY2016:	\$0.93	22,269 <u>YTD</u> Comparison
FY2015	\$1.01	21,306 Fiscal Year

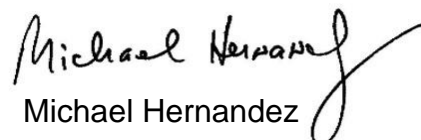
***Minimum:** 7,000 Miles; **Goal:** 15,000 Miles

Department Activities/Comments:

There were 17,940 miles between major mechanical road calls during the month of September. There were a total of 22 road calls, with 19 for major mechanical issues and four for minor/non-mechanical road calls. The highest number of road calls was for electrical issues (8).

Staff continued various site inspection efforts at a location under consideration for temporary operations and maintenance activities during the remodel of MST's Ryan Ranch facility.

During the month of August and September the electric trolley and WAVE charging system had various repair and upgrade work on the in-ground wireless charging system and on the trolley electronic systems.


Michael Hernandez

September 2016
MST Operated Fixed Route Bus Fleet - Summary Information

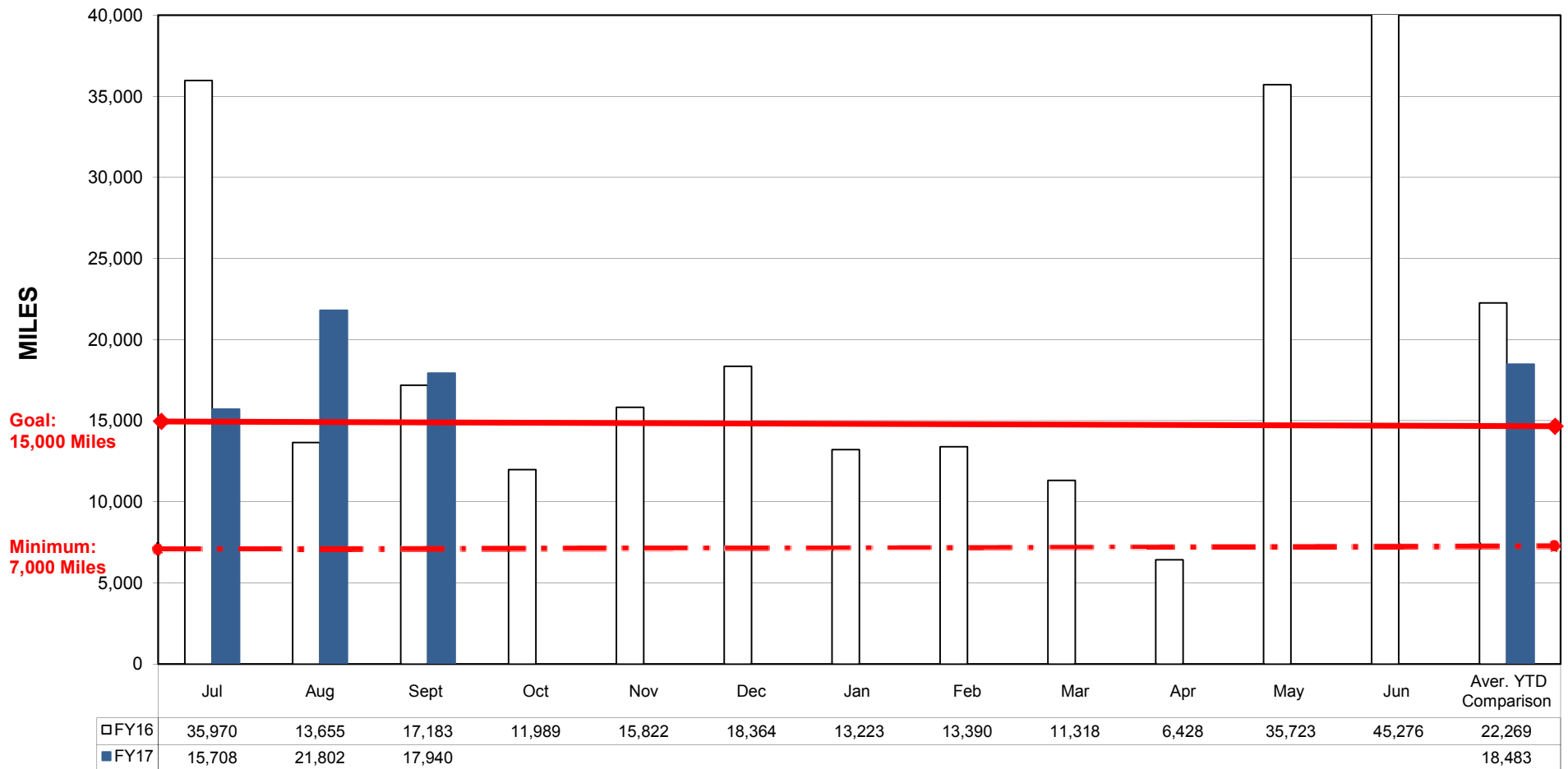
Fleet Series	Manufacturer Model/Year	Quantity In Revenue Service	Engine	Fuel Type	MPG	Average Life To Date Miles
1101-1121 (1120 only)	Gillig Phantom 2000	1	Detroit DC Series 50 ERG	ULS Diesel	4.1	711,006
1122 - 1129	Gillig Phantom 2003	7	Detroit DC Series 50 ERG	ULS Diesel	4.3	512,487
1701 - 1712	Gillig Low-floor 2002	12	Cummins ISM 280 HP	ULS Diesel	5.0	577,474
1713 - 1724	Gillig Low-floor 2003	12	Detroit DC Series 50 ERG	ULS Diesel	4.4	500,892
1725 - 1729	Gillig Low-floor 2007	5	Cummins ISM 280 HP	ULS Diesel	3.7	306,516
1730 - 1733	Gillig Low-Floor 2015	4	Cummins ISL 280	ULS Diesel	5.8	74,064
1801 - 1804	Gillig Suburban 2002	3	Cummins ISM 280 HP	ULS Diesel	4.8	871,595
1805 -1808	Gillig Suburban 2003	4	Detroit DC Series 50 ERG	ULS Diesel	4.5	792,290
1901 Electric / 1903 Diesel	2003 Optima Trolley	2	Cummins ISB	ULS Diesel	4 mpg Diesel trolley	20,552 Elec; 149,408 Diesel
2001 - 2010	Gillig Low-floor 2007	10	Cummins ISM 280 HP	ULS Diesel	4.4	381,195
2011 - 2021	Gillig Low-floor 2015	11	Cummins ISL 280	ULS Diesel	5.4	59,646
2101	Gillig Low-Floor Commuter 2013	1	Cummins ISL 280	ULS Diesel	7.1	167,013
2102 - 2104	Gillig Low-Floor Commuter 2015	3	Cummins ISL 280	ULS Diesel	6.9	108,005
4501 - 4504	MCI D4500 2009, 2010, 2012	4	Cummins ISM 480 HP	ULS Diesel	6.0	480,022
4505 - 4506	MCI D4500 2015	2	CUMMINS ISX 385 HP	ULS Diesel	6.7	173,302
994	El Dorado AEROELITE 290	1	Ford F550	Gasoline	6.8	35,137
Total Revenue Vehicles-Active Fleet:		82				
Contingency Fleet	Model Yr. 2003, Gillig Phantom: 1122	1	Cummins ISM 480 HP	ULSD Diesel	N/A	505,683

Historical Fleet:	"Bus 80" 1948 Fageol, Twin Coach (Gasoline)
--------------------------	---

	Revenue Fleet	Non-Revenue Fleet
Miles:	340,867	44,490
Gallons:	67,456	1,631
Average Miles Per Gallon:	5.1	27.3

	Current Inventory Value:
Fuel, Coolant & Lubricants:	\$110,477
Parts & Supplies:	\$186,962
Total Value:	\$297,439

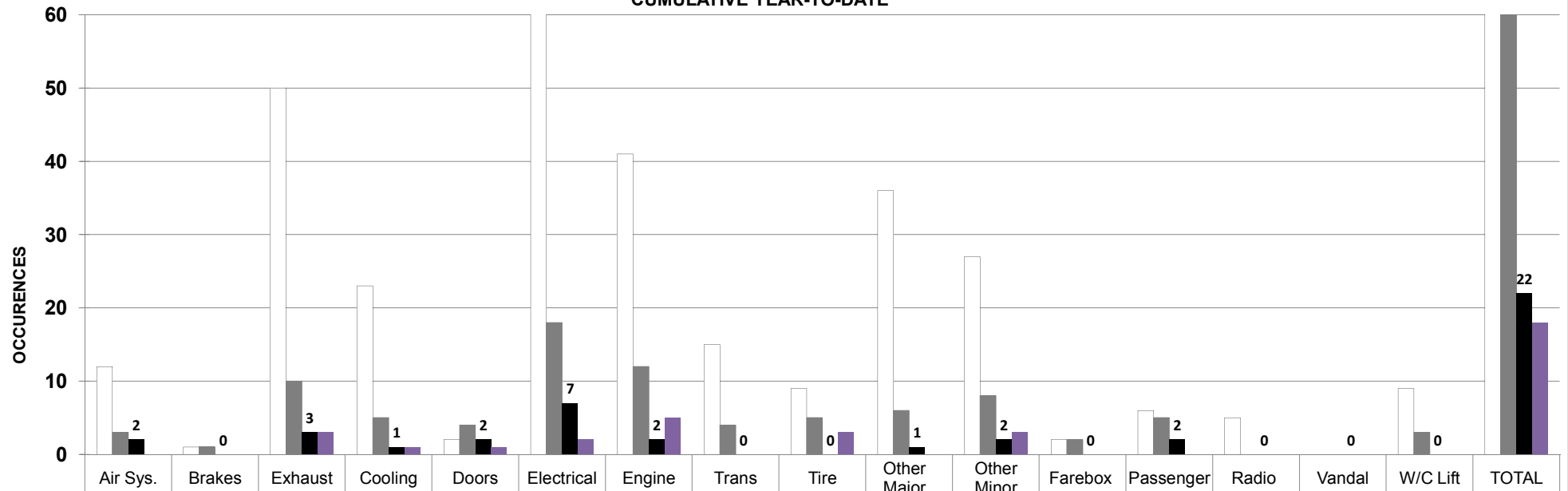
Year to Date Comparison



All ROAD CALLS - BY CATEGORY

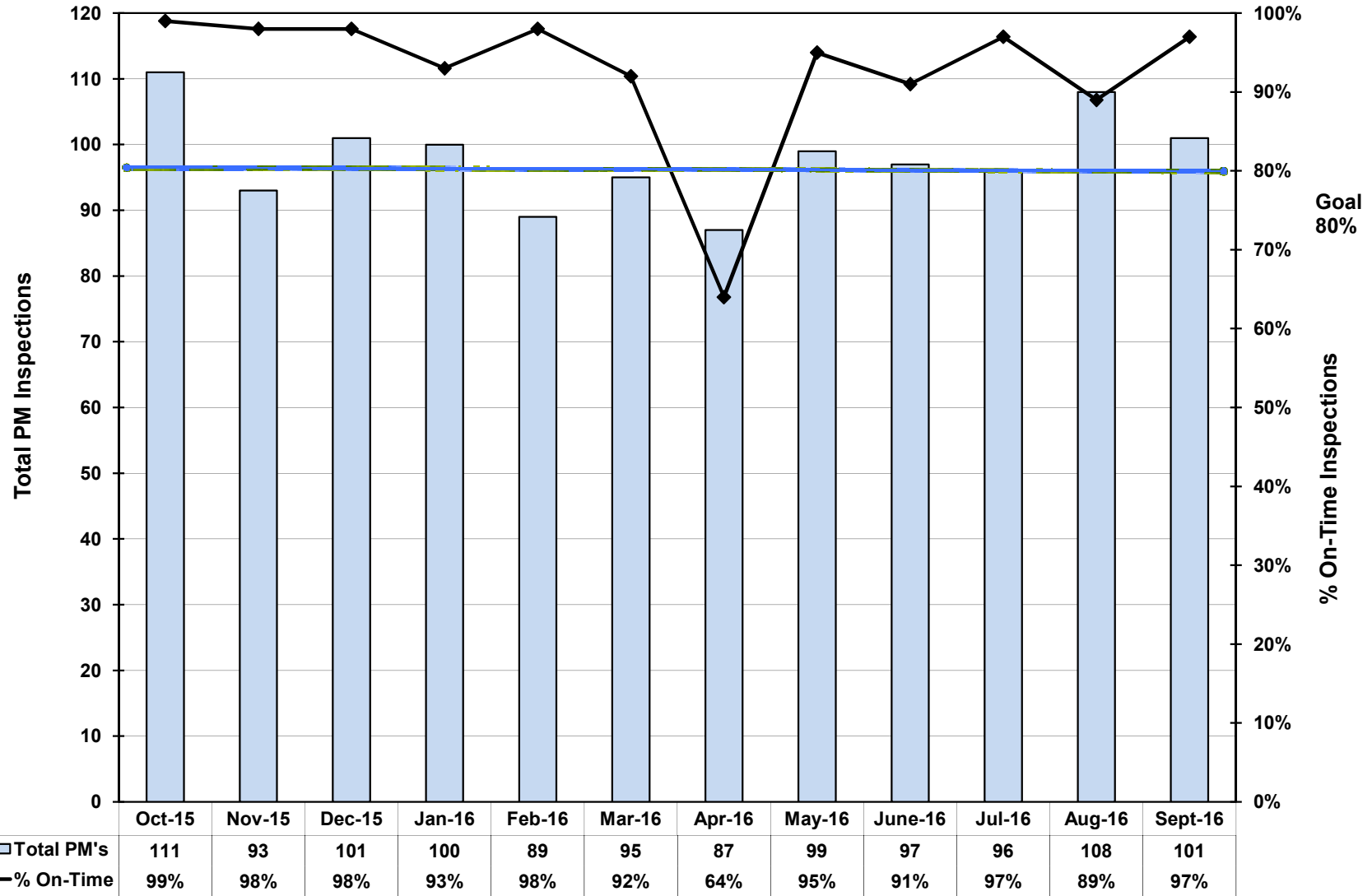
FY 2016 & 2017

CUMULATIVE YEAR-TO-DATE



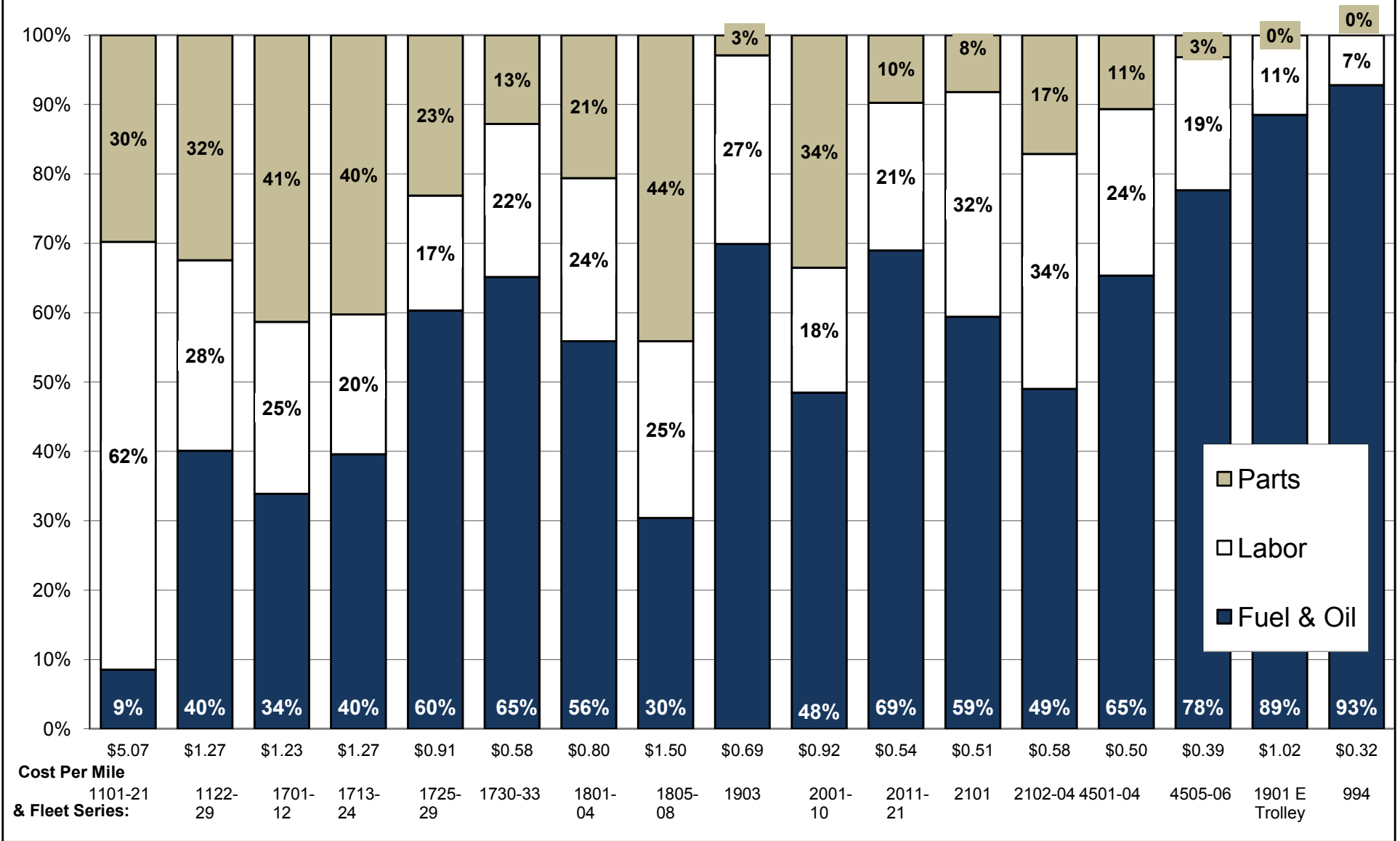
* "Other Major" and "Other Minor" categories includes major or minor mechanical failures not listed on this chart

PREVENTIVE MAINTENANCE (PMs) INSPECTIONS PAST TWELVE MONTHS

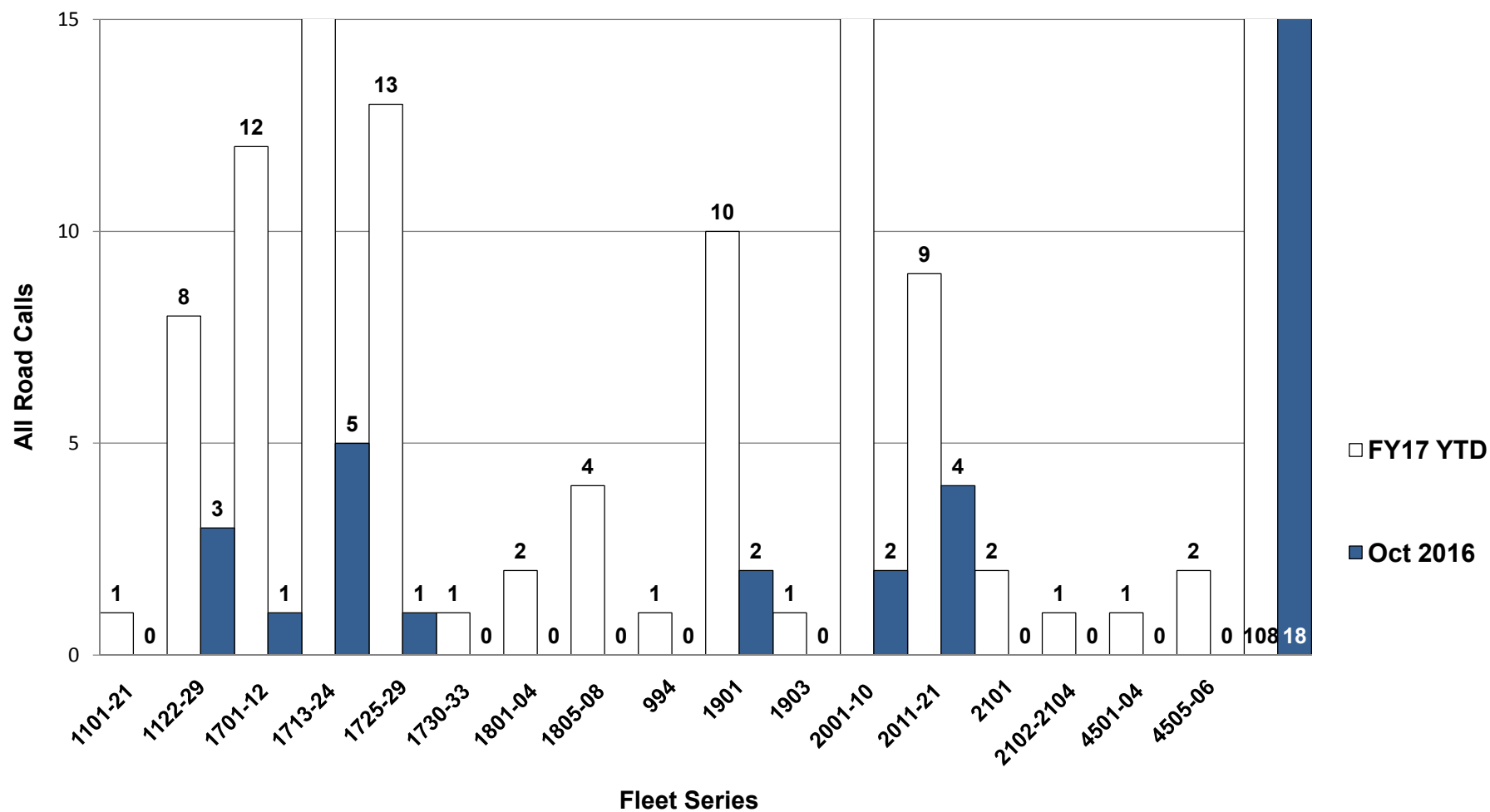


Revenue Fleet: Cost Per Mile

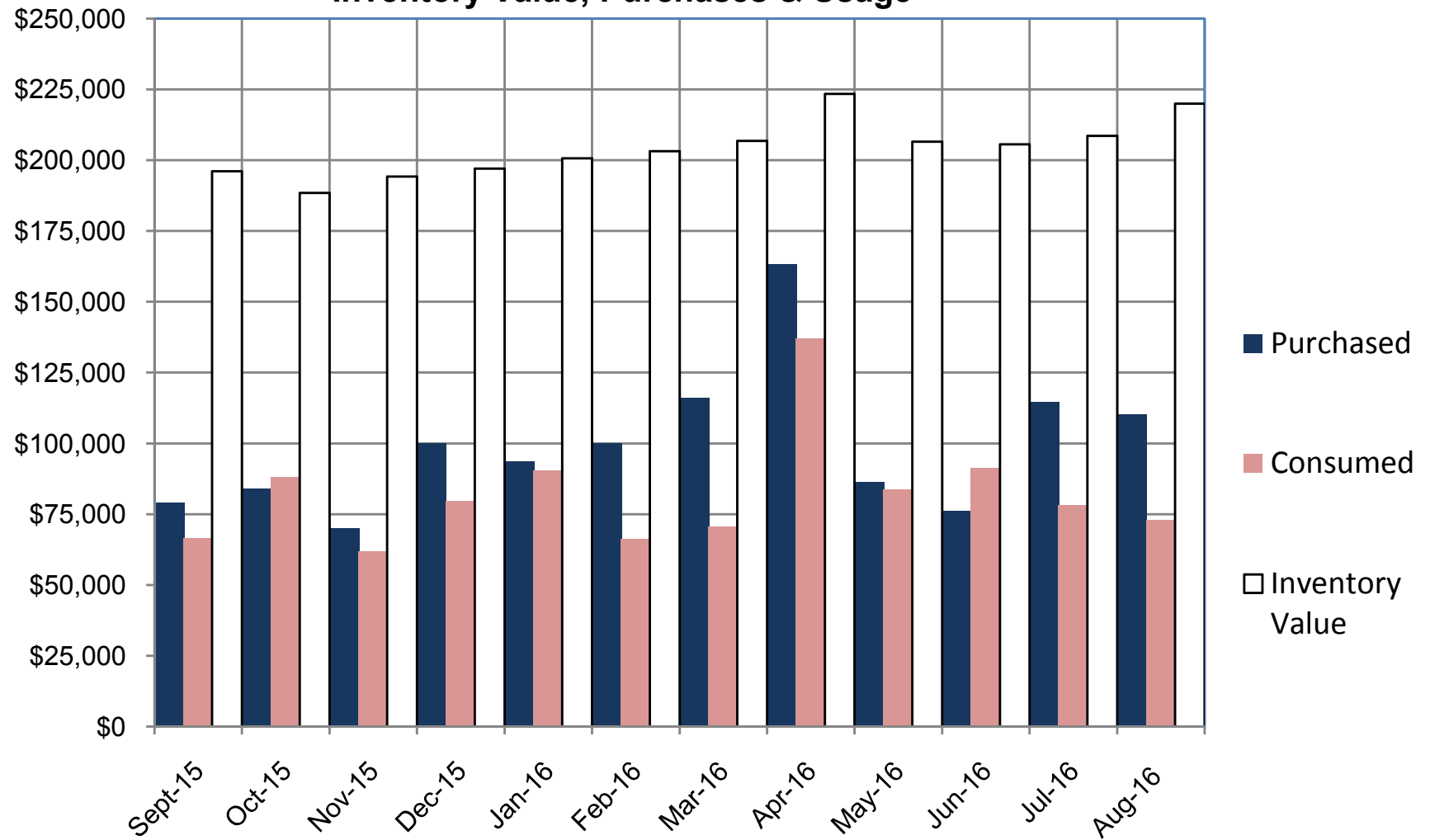
September 2016



August 2016: ALL ROAD CALLS BY BUS SERIES
Major Mechanical: 17 Other/Minor Mechanical: 6
Total Miles: 370,627



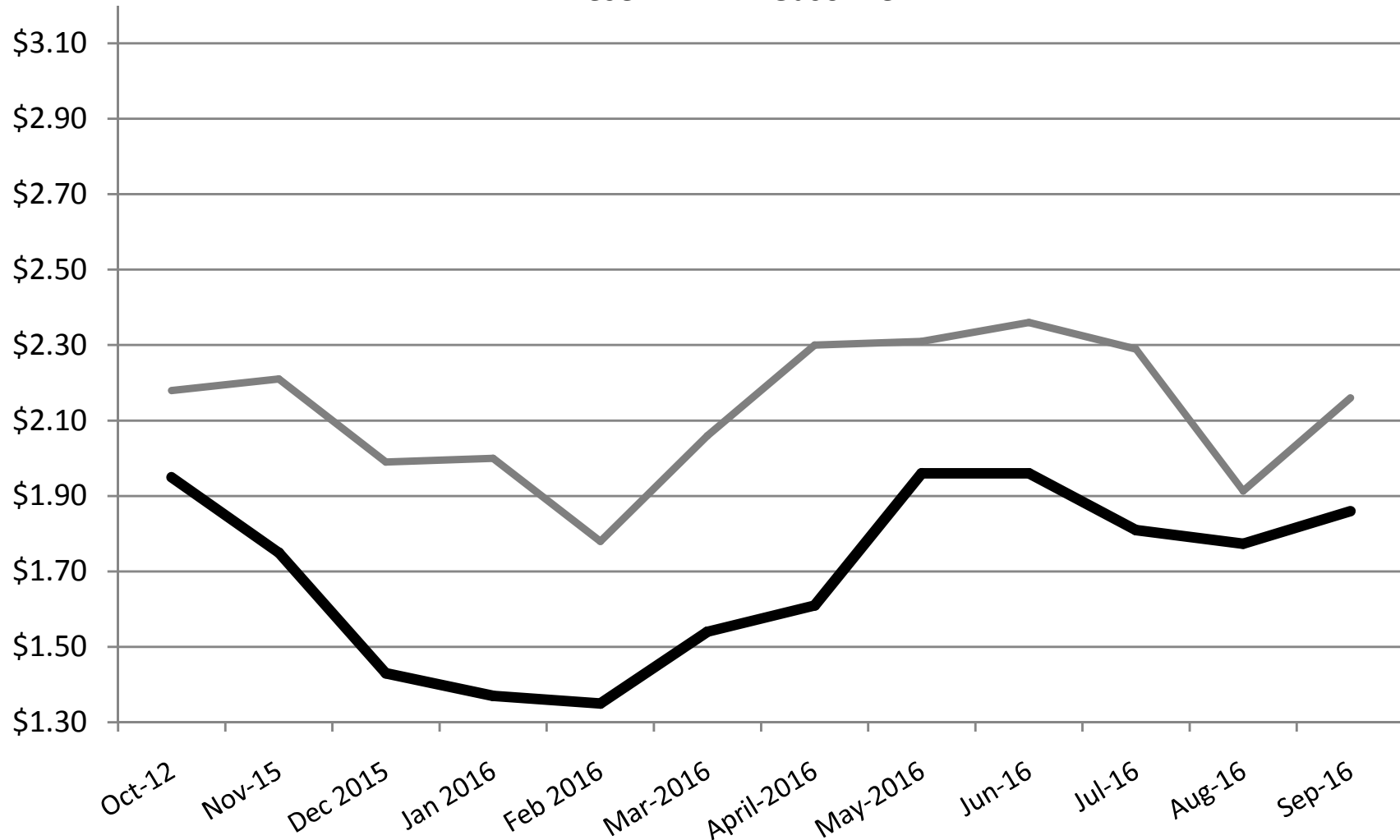
Fleet Support Inventory Value, Purchases & Usage



12 Month Rolling Fuel Cost

(Monthly Average)

— Diesel — Gasoline



12 Month Average:
Diesel: \$1.70
Gasoline: \$2.13

FY17 Average:
Diesel: \$1.81
Gasoline: \$2.12

FY2017 Fuel Budget
Diesel: \$3.10 Gallon
Gasoline: \$3.20 Gallon

ATTACHMENT 4

Date: November 14, 2016

To: C. Sedoryk, General Manager/CEO

From: Hunter Harvath, Assistant General Manager – Finance & Administration; Andrea Williams, General Accounting & Budget Manager; Mark Eccles, Director of Information Technology; Kelly Halcon, Director of Human Resources/Risk Management; Zoe Shoats, Marketing Manager; Sonia Bannister, Customer Service Supervisor.

Subject: **Administration Department** Monthly Report –September 2016

The following significant events occurred in Administration work groups for the month of September 2016:

Human Resources

A total employment level for September 2016 is summarized as follows:

Positions	Budget FY17	Actual	Difference
Coach Operators F/T	139	141	2
Coach Operators Limited Duty	0	0	0
CO Occupational Injuries	1	0	-1
Operations Staff	31	30	-1
Maintenance & Facilities	49	45	-4
Administrative (Interns 1 PT)	30	28	-2
Total	250	244	-6

*Total budget numbers do not include the C/O on Long Term Leave as those numbers are already reflected in the Coach Operators/Trainees number.

September Worker's Compensation Costs	
<i>Indemnity (paid to employees)</i>	\$24,108.59
<i>Other (includes Legal)</i>	\$5,846.08
<i>Medical includes Case Mgmt, UR, Rx & PT</i>	\$13,374.03
<i>TPA Administration Fee</i>	\$5,000.00
<i>Excess Insurance</i>	\$7,512.08
Total Expenses	\$55,840.78
Reserves	\$1,197,505.61
Excess Reserved	(\$437,942.82)
# Ending Open Claims	34

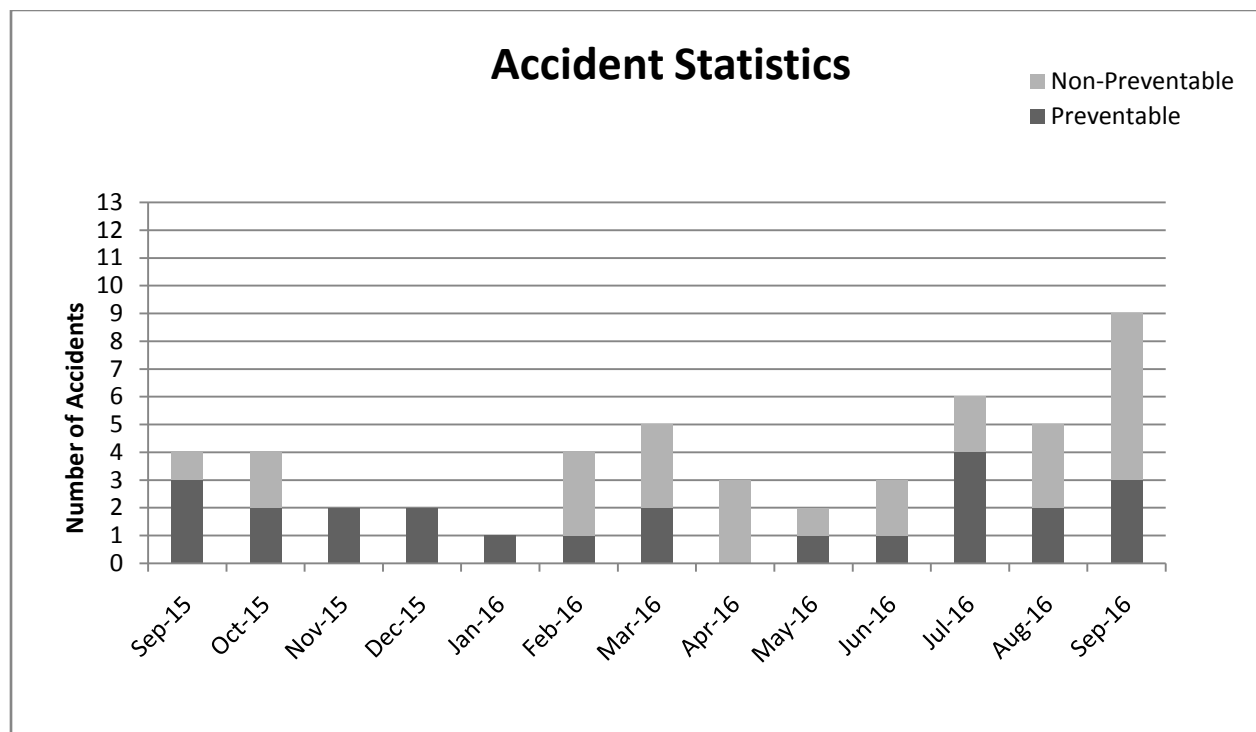
Training

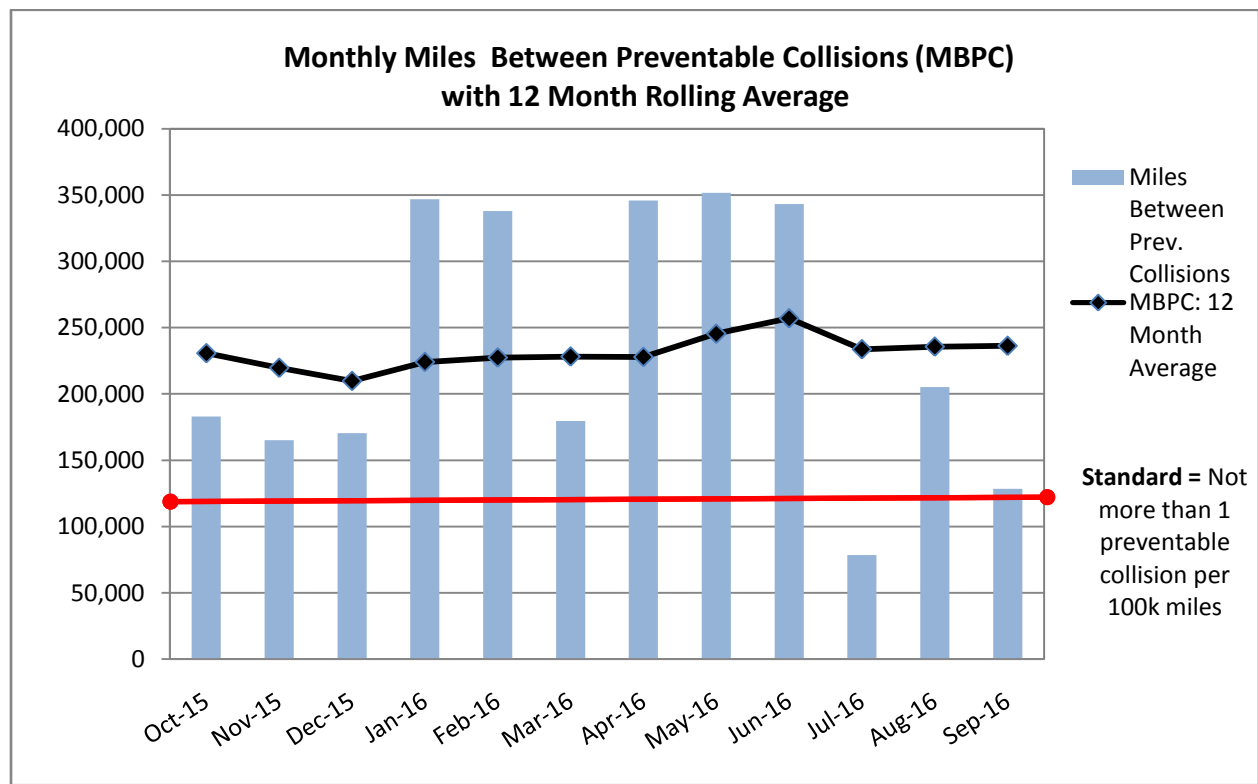
Description	Attendees
New Hire Coach Operator Orientation	6
New Hire Drug and Alcohol Training	6
Post-Accident/Incident Re-training	2
Harassment Prevention for Transit Employees	6

Risk Management

Description	September 2016 Preventable		September 2015 Preventable	
	Yes	No	Yes	No
POV Vehicle hits MST Vehicle	0	6	0	4
MST bus hit stationary object	3	0	3	0
TOTAL	3	6	3	4

During the month of September there were three occurrences with the bus making contact with stationary objects.





There were \$6,098.06 in claim recoveries during this period and no claims paid.

Customer Service Update

Service Report Type	MST	*Other Provider	# of valid reports	% of reports received	September '15	% of reports received
Improper Driving	2	5	1/4*	10.6%	6	10.2%
Request To Add Service	0	1		1.6%	3	5.1%
Passed By	10	0	6	15.1%	6	10.2%
Improper Employee Conduct	0	4	3*	6.1%	4	6.8%
Bus Stop Amenities	3	0		4.5%	2	3.4%
Late Arrival	2	2	1*	6.0%	2	3.4%
Fare / Transfer Dispute	2	0	1	3.0%	3	5.1%
No Show	1	1		3.0%	8	13.6%
ADA Compliance	0	0		0.0%	7	11.9%
Inaccurate Public Information	0	0		0.0%	1	1.7%
Service Other	5	5	2/2*	15.1%	3	5.1%
Passenger Conduct	0	2		3.0%	0	0.0%
Agency Policy	0	0		0.0%	1	1.7%
Early Departure	2	0	1	3.0%	4	6.8%

Late Departure	0	1	1*	1.6%	1	1.7%
Passenger Injury	0	0		0.0%	0	0.0%
Full bus / Left behind	1	0		1.6%	1	1.7%
Routing	3	0		4.5%	1	1.7%
Employee Other	4	2	1/2*	9.0%	0	0.0%
Service Schedule	1	1	1*	3.0%	4	6.8%
Title VI Complaint	1	0		1.6%	1	1.7%
Unsafe Conditions	0	0		0.0%	1	1.7%
Discriminatory Behavior by Employee	1	0		1.6%	0	0.0%
Harassment by Employee	0	2	1*	3.0%	0	0.0%
Off Route	0	1	1*	1.6%	0	0.0%
Overcrowding	0	1	1*	1.6%	0	0.0%
Total Complaints	38	28		100.0%	59	100.00%
Employee Compliment	1	2			7	
Service Compliment						

Finance Update

General Accounting/Accounts Payable

During the month of September, staff processed timely and accurate payments to vendors, recorded appropriate revenues, and prepared monthly financial reporting and analysis. Staff continues to work effectively to meet financial reporting deadlines. During the last week of September, Vavrinek, Trine, Day & Co. LLP (VTD) performed MST's financial audit for FY16.

Payroll

Routine changes and adjustments to payroll records were maintained along with filing of all federal, state, and retirement reports and payments on a timely basis. Payroll continued to provide hours and earnings reports upon request to MST departments and updated payroll schedules and rosters for new CO sign up

Grants

During the month of September, staff initiated internal meetings for the \$8 Million in federal grant awards and continued coordination with Caltrans and the consultant to advance grant documents for the \$10 million grant award for the TDA construction project.

Purchasing

During the month of September, Parts Staff was busy with managing inventory levels, and ensuring continued supplies. Inventory levels are remaining under \$200K and with the new buses added to the fleet, Parts staff is seeing a decline in the expenditure of

costly replacement components. September saw a 15% drop in inventory value. The decrease was due to costly components being placed on the buses and removed from inventory. Staff was also busy negotiating the agreement for the TDA construction contract with BlueScope, finalizing the review of the Bus on Shoulder RFP, and preparing a one-year renewal for DeLay & Laredo for legal services.

Information Technology Update

Staff monitored the hardware and software for the Trapeze Group TransitMaster (TM) Automatic Vehicle Location system. Staff ensured the Trapeze Enterprise Asset Management (EAM) vehicle maintenance system was operating as required. Staff continued to support the users of the Serenic Navision accounting/payroll system. Staff monitored the functionality of the customer service database. Staff worked with Giro in finalizing the Hastus system parallel testing period and the "Go-live" date.

Staff liaised with the County of Monterey Information Technology Department and Trapeze Group regarding the radio hardware to be installed to extend data/radio/cell coverage to include San Jose, Paso Robles, and other outlying areas of service. Staff monitored the virtual computer data systems.

Staff worked with AT&T in continuing the transition to a Voice Over IP (VOIP) telephone system at all MST sites.

Staff continued to support other MST staff members as needed, proactively ensuring that all were supported fully with their IT needs.

Marketing and Sales Update

Published news stories include: "MST stretches bus line southward" (The Californian, 9/1/16); "Monterey-Salinas Transit trolley service extends to weekends and holidays" (The Californian, 9/7/16); "Deeply discounted bus and parking passes" (Weekly Update from the Carmel Chamber of Commerce, 9/6/16); "Hage still see [sic] Salinas as a tourist destination by rail" (The Californian, 9/8/16); "MST weekend trolley to run year-round" (Monterey County Business Council's Friday Facts, 9/9/16); "Federal Transit Administration announced \$211 million in competitive grants for new buses and bus facilities" (APTA Legislative Alert, 9/9/16); "Federal taxpayers give \$8M to MST" (The Carmel Pine Cone, 9/9/16); "MST gets \$8 million in federal transportation grants" (Monterey County Herald, 9/9/16); "Farr secures \$8 million for MST" (The Californian, 9/10/16); "Central Coast transit agencies get more than \$13.2 million for new buses" (KCBX, 9/12/16); "Deeply discounted bus and parking passes" (Weekly Update from the Carmel Chamber of Commerce, 9/13/16); "Salinas 'hoods await traffic changes" (The Californian, 9/15/16); "Deeply discounted bus and parking passes" (Weekly Update from the Carmel Chamber of Commerce, 9/20/16); Quick Bites: Jacques Pépin incoming, huge hookups, new menus and more" (Monterey County Weekly, 9/20/16); "Holman Highway 68 Roundabout Update" (Monterey County Convention & Visitors Bureau Driving Business Member Update, 9/22/16); "Ciclovía let you walk or run to

better health" (The Californian, 9/27/16); "Deeply discounted bus and parking passes" (Weekly Update from the Carmel Chamber of Commerce, 9/27/16).

Press releases sent include: "MST bus service on Labor Day" (9/1/16); "MST service changes go into effect Saturday, September 3" (9/1/16); "MST Trolley service extended on weekends year-round" (9/7/16); "Monterey County Hospitality Association and Monterey-Salinas Transit team up to provide free transit passes to hospitality employees" (9/15/16); "Monterey-Salinas Transit offers real-time bus arrival information" (9/30/16).

Marketing activities: Coordinated MST bus service to Monterey County Fair and free entrance for MST employees; compiled and confirmed website updates for Sept. 3 service changes; ordered and received directional signage for bus drivers within Camp Roberts; updated signage design for MST-branded sign in LAB lobby after receiving comments from the building's HOA members; hung metal prints of board members in LAB board room; coordinated bus service for the Monterey Jazz Festival; ordered MST promotional mugs and pens; held brainstorming meeting with staff and prepared outline for annual report article topics; moved photo canvases from TDA walls to CJW training room and stored remainder for future facilities; conducted passenger photo shoot at Salinas Transit Center for South County marketing campaign; designed Weekend Super and Weekend Super Discount GoPasses; ordered metal prints for LAB lobby walls; reformatted display card imagery to meet Costco's new standards and ordered new cards for Sand City and Salinas warehouses; met with Aquarium staff to discuss upcoming Free to Learn trips; continued work on grant-funded South County marketing campaign to include surveying potential passengers; attended HWY 68 Roundabout Construction Project communications; managed MST website content, Facebook page, and Twitter account.

Community outreach: Set-up booth at Senior Day at the Monterey County Fair; set up booth at Veterans Day at the Monterey County Fair; set-up booth at Día del Grito in Salinas; set-up booth at Scholze Park Center Open House and Information Fair; made presentation to First 5 of Monterey County and had social service staff from various agencies in attendance ride MST OnCall in Greenfield; presented to two California Highway Patrol workshops for seniors in Salinas and Pebble Beach.

Planning Update

During the month of September, staff continued to monitor the revenues and expenses for the military partnerships after implementation of the July 2014 Presidio reductions that were required because Congress allowed the expanded federal transit benefit to be reduced by nearly 50% effective December 2013. Revenues received from the federal transit benefit have stabilized and increased during recent months so that revenues are matching expenses and have fully made up for previous losses. During the month the Presidio, with assistance of MST Business Development Transit Planner, Mike Gallant, continued its targeted recruitment efforts to maximize military and civilian participation in the federal transit benefit program. This effort is intended to stabilize and grow revenues

for MST to continue operating the military-funded routes. Fortunately, Congress voted in December to raise the transit benefit again on a permanent basis. The benefit was raised for the Presidio participants on March 10, 2016. As such, staff will be coordinating with the Presidio to purchase some bus stop and IT improvements for passengers in the near future.

After many months of planning, service to Camp Roberts in southern Monterey County began on September 5. Funded by a federal rural transit grant and the military's federal transit benefit, the new line 85 provides military service members and the public with a bus route from Templeton to Fort Hunter Liggett with stops in San Miguel, Paso Robles, and Camp Roberts.

Staff continued participation in coordination meetings with the City of Monterey while the Highway 68 Roundabout began construction. The project will impact traffic conditions throughout the area as well as MST routes serving the Monterey Peninsula.

Throughout the month, staff continued participating in meetings with various local agencies, including the Transportation Agency for Monterey County, Association of Monterey Bay Area Governments, Salinas Valley Chamber of Commerce Government Relations Committee, the Monterey County Hospitality Association, Monterey County Business Council, and the Fort Ord Reuse Authority.

FY 2017 Project Action Plan

1. Complete move-in and dedication of 19 Upper Ragsdale Administration facility. Jul 2016
Status: Move in completed. Staff is still working on signage and parking issues.
2. Complete negotiations of ATU and MSTEAs labor agreements. June 2017
Status: ATU contract negotiations are ongoing. MSTEAs agreement negotiations will begin in Spring 2017.
3. Begin construction of Monterey Bay Operations and Maintenance Facility. Jan 2017
Status: Construction groundbreaking set for December 12, 2016
4. Develop strategy for replacement/expansion of Salinas maintenance facility Jun 2017
Status: Not started.
5. Conduct Board Strategic Planning Workshop. Jan 2017
Status: Competitive quotes have been received and a facilitator selected. Meetings with facilitator in advance of the workshop have been scheduled.
6. Secure grants to fund south county maintenance facility project including environmental documentation, design, permitting, property acquisition, and construction. Jun 2017
Status: Received \$4.2M federal state-of-good-repair grant that with Department of Agriculture financing will allow MST to construct facility once all environmental documentation, design, permitting processes are completed.
7. Implement staff structure reorganization to support long term strategy. Feb 2017.
Status: Active recruitment and interviewing occurring for new positions.
8. Implement new projects from Measure Q transportation improvement plan as funding allows. Jun 2017
Status: Hired mobility coordinator to act as liason to member of local veterans communities. Staff continues to work on an interactive voice response system for MST RIDES passengers to go live during Winter 2017.
9. Implement upgrade of Hastus software, and implement intelligent voice recording system. Mar 2017
Status: Upgrade of HASTUS dispatching software complete. Fixed Route IVR system implementation ongoing with implementation scheduled for Winter 2017.

10. Commence Feasibility Study of Bus Operations on State Route 1 Shoulders and Monterey Branch Line in coordination with Santa Cruz Metro. Mar 2017

Status: Procurement of consultant services completed in October with first stakeholder meeting to take place November 2017.

Wednesday, September 28, 2016

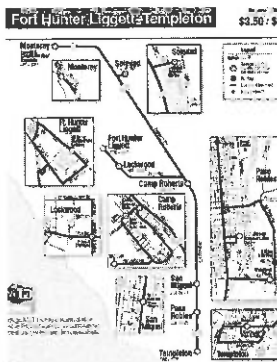
Time	Office/Event	Participants	Address
8:30 am – 9:30 am	BREAKFAST/PRE-BRIEFING	N/A	Cafeteria - Longworth House Office Building
9:30 am – 10:00 am	Rep. Jeff Denham (Transportation & Infrastructure)	Bret Manley, Legislative Director	1730 Longworth House Office Building
10:00 am – 10:30 am	Rep. Barbara Lee (Appropriations)	Rep. Barbara Lee Liz Lee, Legislative Assistant	2267 Rayburn House Office Building
10:30 am – 11:00 am	Minority Leader Nancy Pelosi	Robert Edmonson, Chief of Staff	233 Cannon House Office Building
11:00 am – 11:30 am	Rep. Sam Farr (Appropriations)	Tom Tucker, Deputy Chief of Staff	1126 Longworth House Office Building
11:30 am – 12:00 pm	Rep. John Garamendi (Transportation & Infrastructure)	Rep. John Garamendi	2438 Rayburn House Office Building
12:00 pm – 1:00 pm	LUNCH	N/A	Cafeteria - Longworth House Office Building
1:00 pm – 1:30 pm	Rep. Mark DeSaulnier (Sub. Transportation & Public Assets)	Rep. Mark DeSaulnier Mark Copeland, Legislative Director	327 Cannon House Office Building
1:30 pm – 2:00 pm	Rep. Mike Thompson (Ways and Means)	Rep. Mike Thompson	231 Cannon House Office Building
2:00 pm – 2:30 pm	Rep. Eric Swalwell	Rep. Eric Swalwell	129 Cannon House Office Building
2:30 pm – 3:00 pm	Rep. Mike Honda (Appropriations)	Eric Werwa, Deputy Chief of Staff/Legislative Director	1713 Longworth House Office Building
3:00 pm – 3:30 pm	Rep. Jackie Speier	Rep. Jackie Speier	2465 Rayburn House Office Building
3:30 pm – 4:00 pm	Rep. Jared Huffman (Transportation & Infrastructure)	Logan Ferree, Legislative Director	1630 Longworth House Office Building
4:00 pm – 4:30 pm	Rep. Anna Eshoo	Paul Beck, Legislative Counsel	241 Cannon House Office Building
5:00 pm – 7:00 pm	Evening Reception	N/A	Rayburn House Office Building, Room B-338

Thursday, September 29, 2016

Time	Office/Event	Participants	Address
8:30 am – 9:30 am	APTA	Dick White, President & CEO Rob Healy, VP of Government Affairs	APTA - Conference Room 1&2, 1300 I St NW, Suite 1200 East
10:00 am – 10:30 am	Sen. Diane Feinstein (Appropriations)	Trevor Higgins, Legislative Assistant	331 Hart Senate Office Building
11:30 am – 12:00 pm	FTA	Matt Welbes, Executive Director	Office of the Administrator, 1201 4th Street SE

MST stretches bus line southward

MacGregor "Goya" Eddy, For The Salinas Californian 2:28 p.m. PDT September 1, 2016



(Photo: Provided)

Now boarding for Templeton, Paso Robles, Camp Roberts, Fort Hunter Liggett and parts south. On Saturday, Monterey-Salinas Transit Line 85 debuts as an expansion of bus service for south Monterey County and beyond. The new line marks the farthest MST has ever traveled to the southern reaches of the county. In fact, Templeton, a town of about 7,600 situated five miles south of Paso Robles in San Luis Obispo County, is now a stop on the new MST line.

"I think it is great," said Tony Barrera, a Salinas City Councilman and member of the MST Board of Directors.

"It will help people get to medical appointments and take family trips. The MST staff has helped stretch our dollars to expand service," said Barrera.



THE SALINAS CALIFORNIAN

MST gets kudos from riders

[\(http://www.thecalifornian.com/story/news/local/2016/08/02/monterey-salinas-transit-gets-kudos-riders/87979304/\)](http://www.thecalifornian.com/story/news/local/2016/08/02/monterey-salinas-transit-gets-kudos-riders/87979304/)

The costs of the new Line 85 are partially met by a federal Rural Transit grant designed to serve areas outside of an urban boundary with a population of 50,000 or less. Other funding was provided by the US military because the new line will serve riders from Fort Hunter Liggett and Camp Roberts.

"This new bus line provides needed transportation options for south county residents," said Simon Salinas, a member of the Monterey County Board of Supervisors. Salinas represents District 3 which is largely south county. For some residents, he said, the bus is the only way to access services in the north, such as in Salinas.

With the arrival of Line 85, MST will retire Line 83, beginning Saturday. The areas served by Line 83 will now be served by the expanded Line 85.

Some other minor changes MST is making beginning on Saturday include:

- The new Riders Guide will be available at transit centers and on buses. The guides are free until Oct. 2.
- If you live or work on the Monterey Peninsula you can get a discount on a bus pass during the construction of the Highway 68- Holman Highway roundabout.


Longest bus ride: The existing MST south county bus service already holds a national record for distance. "Monterey-Salinas Transit's Line 86 is the longest public transit bus route operating in regular revenue service in the entire country," said Zoe Shoats, marketing manager for MST. "The route travels daily between King City and San Jose, 120 miles each way. The distance is roughly the same as traveling between Washington, D.C., and Philadelphia." MST's long distance lines such as 86 provide free WiFi for riders. A charter-style bus with comfortable seats is used for these longer bus rides. Luggage and bicycles are stored underneath the bus.

Bike safety classes: Four people have signed up for the bicycle safety and skills training offered on Saturday, Sept. 10 from 9 a.m. to 1 p.m. at CSU Monterey Bay. Another four are enrolled in the Sept. 24 class at Hartnell College. Sign up for a class online at <http://bit.ly/bikeSAFE> or call 831-775-0903. In May, most of the bike safety and skills classes were cancelled due to lack of enrollment.

The bike skills class is a prerequisite to becoming a League of American Bicyclists Cycling Instructor, or LCI. LCI's can teach children and adults how to ride their bikes safely and legally. An LCI seminar will be held at CSU Monterey Bay on October 21-23. To register go to [:bit.ly/bikeSAFE](http://bit.ly/bikeSAFE) or call 831-775-0903; online go to: www.tamcmonterey.org.

TAMC committee: The Transportation Agency for Monterey County Bicycle and Pedestrian committee will meet at 6 p.m. Wednesday at 1 Sylvan Way, Sand City. Online, see the agenda at <http://www.tamcmonterey.org> or call 831-775-0903

Electric car day: From noon to 3 p.m., Sat., Sept. 17 electric vehicles will be on display in celebration of National Drive Electric Day. There will be a test drive area and a model electric car parade featuring local children. The event is set at the Del Monte Shopping Center in Monterey. This event sponsored by Monterey Bay Electric Vehicle Alliance and Ecology Action. Information: Call 831-883-7576 or go online to: mbeva.org.



(Photo: Provided)

Follow MacGregor "Goya" Eddy on Twitter at @Goya1949. Contact her by email at wecouldcarless@gmail.com or mail to: We Could Car Less, in care of The Salinas Californian, 123 W. Alisal St., Salinas 93901.

Read or Share this story: <http://bit.ly/2bUkgOa>

Zoe Shoats

From: Carmel Chamber of Commerce [kgiedt@carmelchamber.org]
Sent: Tuesday, September 06, 2016 2:58 PM
To: Zoe Shoats
Subject: Your Weekly Update from the Carmel Chamber of Commerce



Weekly Update!

September 6, 2016

Proposed City Event Permit Fees

We want to alert everyone about the new fees being proposed by the City of Carmel-by-the-Sea. They have already been presented once and will be presented in a final reading at the city council meeting on Tuesday, September 13 to be implemented by November 12. [Here is the link to the fee list.](#) We think this is important for you to pay attention to if you work with any kind of event or have family or business events on Carmel Beach, on the street or in a city facility. There are proposed fee increases for beach special events, park special events, street closures, film permits, Forest Theater rental, and others. There are also proposed increased fees for planning and building in almost every category. Please help us get the word out to those who would want to know of this.

The city council meeting is on Tuesday, September at 4:30 at city hall on Monte Verde.



Mixer at Carmel Mission Inn

**September 22, 2016
Doors open at 5:30 PM**

**\$10 for Chamber Members
\$20 for Community Members**

Come and celebrate the end of summer at the Carmel Mission

What's Happening?!

-  City Event Fees
-  Carmel Mission Inn
-  Taste of Carmel
-  Highway 68

AD



New Members!

[California Academy of Film](#)

[SCORE of Monterey Bay/SBA](#)

If you know of a business that would benefit from the exposure, promotion and support of the Carmel Chamber, contact Lee, Director of Operations at llarrew@carmelchamber.org.

A temporary stop sign that was installed on the Holman Highway 68 on-ramp to northbound Highway 1 was removed today, approximately a week ahead of schedule. The sign had been installed as part of the traffic control and safety measures for the first stage of night work. Although there is still night work scheduled for next week, the construction team determined the work could be done safely with further need of the stop sign, resulting in it being removed ahead of schedule.

Night time lane closure on the Highway 68 Bridge over Highway 1 between 8 p.m. - 6 a.m.

- Construction work will require the night-time closure of Westbound Highway 68 going towards CHOMP/Pacific Grove at the Bridge over Highway 1. On the nights of Tuesday, September 6 and Wednesday, September 7.
- Coming from Carmel on northbound Highway 1, drivers will need to detour to Munras Avenue and turn around. Large trucks will need to detour to Aguajito road in Monterey and turn around.
- More information, including a detour map, can be found at the [project webpage](#).

Night time full (both directions) closure of the Highway 68 Bridge over Highway 1 September 8.

On the night of September 8, construction will require the complete closure of the Highway 68 bridge over Highway 1 between 7 p.m. and 6 a.m.

- Coming from Carmel on northbound Highway 1, drivers will need to detour to Munras Avenue and turn around, and large trucks will need to detour to Aguajito road in Monterey and turn around.
- Coming from CHOMP/Pacific Grove on Holman Highway 68 drivers will need to detour to Carpenter Street in Carmel and turn around, large trucks will need to detour to Ocean Avenue in Carmel and turn around near Carmel High School via Carmel hills Drive.
- More information, including a detour map, can be found at the [project webpage](#).

Caltrans Maintenance Work Nearby

- Caltrans will be performing daytime guardrail repair along Highway 1 from Munras Avenue to Casa Verde Way.
- Caltrans will also be performing night-time electrical work along Highway 68 in Pacific Grove from Morse Drive to Piedmont Avenue.
- More information about this work can be found in the [Cone Zone Report](#).

Deeply Discounted Bus and Parking Passes

To help reduce congestion during construction of the Holman Highway 68 Roundabout, Monterey-Salinas Transit will be

Nielsen Bros. Market
15% off 12 bottles of wine
10% off 6 bottles of wine
(21 or over. All discounts above
exclude rare wines.)

[View all deals & savings »](#)

Quick Links

A Year in Photos

[2016 Membership Luncheon](#)

[2015 Taste of Carmel](#)

[2015 Awards of Excellence](#)

[Carmel Centennial Events](#)

selling deeply discounted bus passes to individuals who live or work in the area affected by the construction zone. The bus pass is a great way to avoid traffic while saving on the cost of driving your car.

In conjunction with the bus pass, the City of Monterey will provide deeply discounted parking at the Downtown Garages. When a customer shows their MST bus pass, they can purchase 20 daily entries to the parking garage for \$20, which a 50% discount. From the Downtown Garage, people can use their MST bus passes to get around Monterey, New Monterey, and Pacific Grove. For more information go to: <http://mst.org>

Please sign-up to receive weekly "look-ahead" email notifications: www.tamcmonterev.org

Thank you for your continued support of the Carmel Chamber of Commerce!

Sincerely,

Lee Larrew
Director of Operations
llarrew@carmelchamber.org
(831) 624-2522 x205

Krystlyn Giedt
Operations Specialist
kgiedt@carmelchamber.org
(831) 624-2522 x202

Carmel Chamber of Commerce, San Carlos between 5th & 6th,
PO Box 4444, Carmel, CA 93921

[SafeUnsubscribe™ zshoats@mst.org](#)

[Forward this email](#) | [Update Profile](#) | [About our service provider](#)

Sent by kgiedt@carmelchamber.org in collaboration with



Try it free today

Monterey-Salinas Transit trolley service extends to the weekends and holidays

The Californian 9:41 p.m. PDT September 7, 2016



(Photo: Joe Truskot)

Public transportation is expanding in Monterey with Monterey-Salinas Transit (MST) (<http://story/news/local/2016/08/02/monterey-salinas-transit-gets-kudos-riders/87979304/>) soon operating its free MST Trolley year-round. The extended service is funded by the city of Monterey.

Starting Sept. 10, the Trolley will operate from 10 a.m. to 7 p.m. on weekends until Memorial Day, when it will resume daily summer service. In addition, the MST Trolley will run on Veterans Day, the day after Thanksgiving, Martin Luther King Jr. Day, and Presidents' Day.



THE SALINAS CALIFORNIAN

Monterey County cuts cord with wireless electric trolley

(<http://www.thecalifornian.com/story/news/2015/05/31/monterey-county-cuts-cord-wireless-electric-trolley/28284095/>)

The free MST Trolley departs every 10 to 15 minutes and will take visitors and locals between downtown Monterey, Fisherman's Wharf, Cannery Row, and The Monterey Bay Aquarium.

For more information, visit www.mst.org (<http://www.mst.org/>) or call Monterey-Salinas Transit at 1-888-MST-BUS1.

Contact Government Reporter Amy Wu at 831-754-4285 or awu@thecalifornian.com. Follow Wu on Twitter @wu_salnews or www.facebook.com/amywucaifornian (<http://www.facebook.com/amywucaifornian>).

Read or Share this story: <http://bit.ly/2cDZdU4>

Hage still see Salinas as a tourist destination by rail

MACGREGOR EDDY 6:28 p.m. PDT September 8, 2016



(Photo: Provided)

Jim Hage arrived in California as a boy, when his family fled the dust bowl in 1937. "It was so green," Hage said. "It had not rained in the midwest for years."

Hage, now an energetic 91, loves Salinas and loves to travel by train. Hage has taken trains in places all over the world.

"I went from Vancouver to Nova Scotia through the Canadian Rockies" he said, "and from Jo'burg to Capetown in South Africa. Amazing trips."



THE SALINAS CALIFORNIAN

We Could Car Less: Rail, bus rides you may not know about

[\(http://www.thecalifornian.com/story/news/local/2014/08/03/car-less-rail-bus-rides-may-now-know/13553767/\)](http://www.thecalifornian.com/story/news/local/2014/08/03/car-less-rail-bus-rides-may-now-know/13553767/)

Hage is dedicated to promoting tourism to Salinas and wants to show the world that it is a good city to visit.

"I wish that the people who come through Salinas by train did not have to see trash and junk," said Hage, referring to the view of Salinas that Amtrak passengers get from the train windows. "Can we get the businesses to remove the old tires? I have spoken to the city about this problem."

Unfortunately, the industrial lots along the tracks are privately owned and not subject to city jurisdiction. Since no one wants railroad tracks in the residential areas, many views of cities from the train are not pretty.

Hage worked on the Salinas Valley Chamber of Commerce's Tourism Task Force with chair Trish Triumpho-Sullivan, a project that resulted in the Salinas Welcome Center.

"I admire Jim Hage," said Jim Pia, Salinas assistant city manager, "and I commend his dedication to making Salinas a tourist attraction."

Danny Mendez, 18, is a senior at North Salinas High and is one of the volunteers organizing the Salinas Ciclovía that will be held Oct. 9. Mendez participated in last year's Ciclovía, an event that closes East Alisal Street to vehicle traffic for one day of non-motorized activities. Salinas is the only city in Monterey County to hold this car-free festival, which is becoming popular all over the world.

Mendez has an Monterey-Salinas Transit (MST) bus pass and loves it.

"I can go anywhere," Mendez said, "and the timing is pretty good. I don't need to have a ride to get around, I just get on the bus."

Mendez advocates bicycles and buses as inexpensive alternatives to cars for youth.

These two seniors (Hage is a senior citizen and Mendez is a high school senior) are both active in civic affairs and concerned about the future of Salinas. Hage is an advocate for train travel and Mendez supports using the bus. With almost three quarters of a century difference in age, Danny Mendez and Jim Hage set a good example for the rest of us.



THE SALINAS CALIFORNIAN

Stanford is a hop, skip, train ride away

[\(http://www.thecalifornian.com/story/news/2016/07/07/stanford-hop-skip-train-ride-away/86821348/\)](http://www.thecalifornian.com/story/news/2016/07/07/stanford-hop-skip-train-ride-away/86821348/)

Bike safety classes: Only 5 people have signed up for the bicycle safety and skills training offered this Saturday from 9 a.m. to 1 p.m. at CSU Monterey Bay. Another five are enrolled in the Sept. 24 class at Hartnell College. Sign up for a class online at <http://bit.ly/bikeSAFE> (<http://bit.ly/bikeSAFE>) or call 831-775-0903. The bike skills class is a prerequisite to becoming a League of American Bicyclists Cycling Instructor, or LCI. LCI's can teach children and adults how to ride their bikes safely and legally. An LCI seminar will be held at CSU Monterey Bay on October 21-23. To register go to :bit.ly/bikeSAFE (<http://tamcmonterey.us12.list-manage1.com/track/click?u=2fa191952304ac4fcbe79f738&id=760be55e16&e=2470ddfb9d>) . or call 831-775-0903; online go to: www.tamcmonterey.org (<http://www.tamcmonterey.org>).

Electric car day: From noon to 3 p.m., Saturday, Sept. 17, electric vehicles will be on display in celebration of National Drive Electric Day at the Del Monte Shopping Center in Monterey. There will be a test drive area and a model electric car parade featuring local children. This event is sponsored by Monterey Bay Electric Vehicle Alliance and Ecology Action. Call 883-7576 or go to mbeva.org (<http://mbeva.org>).



THE SALINAS CALIFORNIAN

Monterey-Salinas Transit trolley service extends to the weekends and holidays

(<http://www.thecalifornian.com/story/news/local/2016/09/08/monterey-salinas-transit-trolley-service-extends-weekends-and-holidays/89985212/>)

Monterey-Salinas Transit (MST) board meeting: Sept. 19 at 10:00 a.m., note the new address at 19 Upper Ragsdale Drive, Monterey; agenda at mst.org (<http://mst.org>)

Follow MacGregor Eddy on Twitter at @Goya1949. Or email her at wecouldcarless@gmail.com (<mailto:wecouldcarless@gmail.com>)

Read or Share this story: <http://bit.ly/2cbaY0I>



lunch. [RSVP](#)

9/9/16

MIIS event examines 'The True Costs of War'

The Veterans Organization, a student club at the Middlebury Institute of International Studies at Monterey (BCM), hosts "The True Costs of War," a discussion panel featuring Dr. David Anderson of the Naval Postgraduate School, Mark Sandman of Veteran Crisis Response Team, and other experts. The event is open to the public and will take place from 6-8 p.m. Sept. 20 in the Irvine Auditorium at 499 Pierce St. on the Institute's downtown Monterey campus. More information is available [online](#).

MST's weekend trolley to run year-round

Monterey-Salinas Transit (BCM) will operate the free MST Trolley year-round funded by the city of Monterey (BCM). Beginning Sept. 10, the Trolley will operate from 10 a.m. to 7 p.m. on weekends until Memorial Day, when it will resume daily summer service. In addition, the MST Trolley will be in service on Veterans Day, the day after Thanksgiving, Martin Luther King Jr. Day and Presidents' Day. The trolley departs every 10-15 minutes between downtown Monterey, Fisherman's Wharf, Cannery Row and the Monterey Bay Aquarium. See www.mst.org for details.

Get in on early-bird registration for Higher Education and Research Leadership Summit

Don't miss our early-bird registration for MCBC's Higher Education and Research Leadership Summit, from 7:30-10:30 a.m., Thursday, Oct. 27 in the Monterey Marriott's Ferrante's Bay View Room. The annual summit is the

Zoe Shoats

From: APTA Legislative Update [legislativeupdate@apta.com]
Sent: Friday, September 09, 2016 9:24 AM
To: Zoe Shoats
Subject: APTA Legislative Alert-September 9, 2016

If you have difficulty viewing this message please click [here](#).

To ensure delivery of Legislative Alert, please add 'LegislativeAlert@apta.com' to your email address book.
If you are still having problems receiving our newsletter, see our whitelisting page for more details:
<http://www.commpartners.com/website/white-listing.htm>



September 9, 2016

Federal Transit Administration Announced \$211 Million In Competitive Grants For New Buses and Bus Facilities

On Thursday, the Federal Transit Administration (FTA) announced \$211 million in competitive grants for new buses and bus facilities. The grants will be distributed to 61 projects in 41 states to replace, rehabilitate, and purchase buses and related equipment, and construct bus-related facilities. The funding for this program was significantly increased under the recent Fixing America's Surface Transportation (FAST) Act, signed into law last December. The Bus and Bus Facilities Competitive Grants Program was authorized \$268 million in FY 2016 under the FAST Act, which includes \$55 million for a new No/Low Emissions program. For a full list of the recipients, please visit the FTA website [here](#).



American Public Transportation Association
Unsubscribe [here](#)

1300 I Street NW, Suite 1200 East, Washington, DC 20005
(202) 496-4800 | www.apta.com

9/9/16



U.S. Department of Transportation

Federal Transit Administration

REQUEST MORE INFORMATION

f | Share w | Share

@ | Share

in | Share

The U.S. Department of Transportation's Federal Transit Administration (FTA) announced the selections for its Bus and Bus Facilities Grant Program that will help provide more modern, reliable bus service for transit riders across the country. Sixty-one projects in 41 states, the Virgin Islands, and Indian Country will receive a share of nearly \$211 million to replace, rehabilitate, and purchase transit buses and related equipment, and construct bus-related facilities.

"The Obama Administration is committed to improving transportation options that connect people in rural and urban areas across the country to opportunities," said U.S. Transportation Secretary Anthony Foxx. "These grants will improve mobility for thousands of transit riders who depend on bus service every day, expanding access to employment, education, healthcare, and other important services in their communities."

Selected projects include those that replace, rehabilitate, and purchase buses and related equipment as well as projects to purchase, rehabilitate and construct bus-related facilities, such as buildings for bus storage and maintenance.

"FTA is proud to partner with state, local and tribal authorities to invest in projects that will help improve the condition of our nation's public transportation bus fleets," said FTA Acting

Administrator Carolyn Flowers. "Maintaining our public transit systems in a state of good repair is vitally important to meet the needs of today's transit riders and a growing population."

Demand for FTA's Bus Program far exceeded available funds, as FTA received 284 applications totaling \$1.64 billion from 236 applicants in 47 states. Project proposals were evaluated based on criteria outlined in the Notice of Funding Opportunity, with priority given to projects that address significant repair and maintenance needs, improve the safety of transit systems, include advanced technologies to connect bus systems with other networks, and support the creation of ladders of opportunity.

The Fixing America's Surface Transportation (FAST) Act, passed by Congress and signed into law by President Obama in December 2015, authorized FTA's competitive Bus and Bus Facilities Grant Program through 2020.

Projects selected to receive 2016 Bus Program funding:

AK - \$12,800,000 - Fairbanks North Star Borough

The Fairbanks North Star Borough will receive funding for the renovation and expansion of its transit facility to accommodate its full bus fleet indoors for maintenance, inspection and storage.

AL - \$405,000 - Birmingham-Jefferson County Transit Authority

The Birmingham-Jefferson County Transit Authority will receive funds to purchase a new Compressed Natural Gas (CNG) bus for service in the Birmingham, Alabama region.

AR - \$1,653,498 - Central Arkansas Transit Authority (dba Rock Region METRO)

The Central Arkansas Transit Authority in Little Rock will receive funding to purchase CNG buses to replace vehicles that have met their useful life.

AZ - \$2,202,522 - Northern Arizona Intergovernmental Public Transportation Authority

The Northern Arizona Intergovernmental Public Transportation Authority will receive funding to purchase hybrid-electric diesel buses to expand service in Flagstaff on the Mountain Link Line, which links downtown Flagstaff with Northern Arizona University.

AZ - \$105,000 - Yavapai-Apache Nation

The Yavapai-Apache Nation in the Verde Valley region of Arizona will receive funding for the

purchase of a 14-passenger van to expand transit service, and for the construction of bus stop shelters.

CA - \$8,284,000 - San Joaquin Regional Transit District

San Joaquin Regional Transit District will receive funding to replace its aging bus fleet with new hybrid diesel-electric buses.

CA - \$10,500,000 - Los Angeles County Metropolitan Transportation Authority

The Los Angeles County Metropolitan Transportation Authority (LACMTA) will receive funding for the replacement of buses that have met their useful life with CNG

buses to operate in the South Bay LA area. LACMTA will also install related CNG infrastructure and train workers on the new technology.

CA - \$3,687,100 - Monterey-Salinas Transit

Monterey-Salinas Transit will receive funding for the replacement of buses which have met their useful life, and for a National Training Institute (NTI) workforce development training for workers to learn the new technology.

CA - \$695,088 - Sacramento Regional Transit District

Sacramento Regional Transit District will receive funding to replace buses that have met their useful life with new CNG-fueled buses.

CA - \$4,280,512 - California Department of Transportation

The California Department of Transportation will receive funding to construct a new maintenance facility in the Monterey-Salinas area, which does not currently have one.

CA - \$4,400,000 - Marin County Transit District

Marin County Transit District will receive funding for the design and construction of a new vehicle maintenance and storage facility and an innovative training course on the maintenance and operation of electric and hybrid bus transit vehicles.

9/5/16

'Scoffing' suspect convicted in hit-and-run

A **SENIOR HIGH SCHOOL** senior who left his mother's house early this year for spending out-of-control and failing to provide parental income was found guilty of hit-and-run in a jury trial Monday, Nov. 14. The jury found that the defendant, 17-year-old Michael Joseph, had driven his 2010 Honda Civic to the scene of the crash on Oct. 12, 2015, and left the scene without stopping to help the victim.

On Oct. 12, 2015, Michael Joseph was driving his 2010 Honda Civic on Highway 101 near the intersection of Highway 101 and Highway 101. He was driving northbound on Highway 101 and was involved in a crash with a 2010 Honda Civic.

He was driving northbound on Highway 101 and was involved in a crash with a 2010 Honda Civic. He was driving northbound on Highway 101 and was involved in a crash with a 2010 Honda Civic.

He was driving northbound on Highway 101 and was involved in a crash with a 2010 Honda Civic. He was driving northbound on Highway 101 and was involved in a crash with a 2010 Honda Civic.

Improvisational troupe offers unscripted fun

SEEMINGLY ANYTHING could happen when the improvisational comedy troupe, the **WILD THINGS**, take the stage every Sept. 8 at the **Cherry Center for the Arts**.

Because their performances are unscripted — the actors go with the flow of the night — the audience can anticipate a variety of surprises, fun and laughs.

A description of the troupe reads: "a company of actors, a base and a lot of ideas and one another are about as good as liquid humor." "Whoops! Cautions, perforations, stage, audience and other members of the troupe way into a **Wild Things** world of imagination."

For more information, call 708-391-1111. The troupe is located at 1000 N. Lincoln Ave., Chicago, IL 60611.

Federal taxpayers give \$8M to MST

OUTGOING CONGRESSMAN Sam Farr announced Monday that he helped secure \$8 million in federal funding for **Marion's Veterans Medical Center**.

Farr, who is retiring at the end of his term, said MST received funds amounting to \$8 million. The money will be used to build a new medical facility in Marion, Va., and to provide medical services to veterans. The money will also be used to provide medical services to veterans.

Farr said he is proud to be a part of the effort to provide medical services to veterans. He said he is proud to be a part of the effort to provide medical services to veterans.

HEAR DR. POPE SPEAK
SEPTEMBER 15, 7:00 P.M.
CARMEL HIGH SCHOOL
PERFORMING ARTS CENTER

OVERLOOKED
UNDERPREPARED

BUY HER BOOKS AT
RIVER BOOKS

The best news...
TRAMPINGS
is saying goodbye


The good news...
Many beautiful trampings are on sale
Starting October 1st

Join us on Oct. 3, 4 & 5 at 10th
(831) 625-9600

ORNAMENTS AND FINERY
FOR THE HOME

open 10-5

Support Pine Point also here — shop locally!



Glass Pumpkin Patch of Carmel

Join Us at the Glass Pumpkin Patch

MEarth's annual fall fundraiser will feature 1,500+ hand-blown glass pumpkins for purchase created by award-winning artist Nick Leonoff and friends, kids activities, live music, and gourmet small bites from Casanova Restaurant (Saturday) and other local chefs (Sunday).

Thursday, Sept. 15 | 5:30pm-7:30pm

Glassblowing Demonstration + Small Bites & Wine
Vasaoka Glass Design | 13766 Center Street, Carmel Valley Village

Sat + Sun, Sept. 17-18 | 10am-5pm

Glass Pumpkin Patch + Chef's Showcase
MEarth at the Hilton Bikes Habitat | 4320 Carmel Valley Road, beside Carmel Middle

FREE admission with food tickets for purchase.

Event proceeds will help MEarth educate + inspire through environmental stewardship.

Learn more at MEarthCarmel.org



©MEarthCarmel 4MEarth 407P5015

MEarth is an independent 501(c)(3) nonprofit supported by Carmel Unified School District. TEL 86-2677777

MST gets \$8 million in federal transportation grants

Farr-backed effort will help pay for King City maintenance facility, new buses

By Jim Johnson, Monterey Herald

Friday, September 9, 2016

Monterey >> Backed by a letter of support from Rep. Sam Farr, Monterey-Salinas Transit has received two federal grants totaling nearly \$8 million, including funding earmarked for a new bus maintenance and operations facility in King City.

Farr, D-Carmel, sent a letter to the U.S. Department of Transportation in May backing the MST grant application, which resulted in awards totaling \$7.967 million.

“Public transportation provides a vital link for many on the Central Coast,” Farr said in a prepared statement. “Investing in public transportation serves area residents and boosts travel and tourism while reducing our carbon footprint.”

In addition to the maintenance facility designed to help expand MST’s services in south Salinas Valley, the grant funding will help purchase nine new full-size buses to replace older buses either 12 years old or have reached 500,000 miles, and workforce development training through the National Transit Institute, as well as the Southern California Regional Transit Training Consortium.

MST general manager Carl Sedoryk said the transit system appreciated Farr’s support on behalf of securing the grant funding, which he said was “critical in helping MST in our efforts to provide safe, convenient and affordable public transit throughout the Monterey Bay region.”

Jim Johnson can be reached at 831-726-4348.

URL: <http://www.montereyherald.com/general-news/20160909/mst-gets-8-million-in-federal-transportation-grants>

© 2016 Monterey County Herald (<http://www.montereyherald.com>)

Lucius releases tax return

Amy Wu, The Californian 5:03 p.m. PDT September 10, 2016



(Photo: Jay Dunn/The Salinas Californian)

Casey Lucius, the Republican candidate for the 20th Congressional District seat being vacated by Sam Farr, called out for complete candidate transparency by releasing her 2015 tax returns for 2015 and her House of Representatives candidate financial disclosure.

"Donald Trump continues to refuse to release his tax returns, and the Clinton Foundation failed to release information on donations from foreign governments while Hillary Clinton was Secretary of State," Lucius said in a news statement.

"As potential representatives of the people it is our responsibility to be true, open, and transparent to the citizens. Hiding secrets from the public is unacceptable and foreshadows things to come."

Lucius's total income was \$178,307 and her total payment for federal tax was \$29,598 and \$16,869 in state and local tax.

"I call on my opponent to step up and do the same," Lucius said of the 2015 tax returns.

Lucius's opponent is Democrat Jimmy Panetta. Based on the June 7 primary election, Panetta won 70.5% of the vote and Lucius placed second with 19.8%.

In response, Panetta said: "As public servants, we are open to it even though it's not standard practice in a congressional race. We'd be happy to get them together."

Measure Z advocates plan rally today

Members of the "Yes on Measure Z-Protect Our Water" campaign are holding a rally and the grand opening of their headquarters today. The rally starts at 9:30 a.m. at the campaign headquarters at 521 S. Main St. Measure Z, an anti-fracking measure, is one of 17 local ballot measures (<http://story/news/2016/08/26/nov-8-ballot-thick-local-measures/89443730/>) for the Nov. 8 General Election. Local supporters include Dr. Laura Solorio and Martin Herrera, a Salinas Valley Prison Representative and member of the Monterey Bay Central Labor Council.

Buy Photo



Measure Z, is the anti-fracking measure and is one of 17 local ballot measures on the Nov. 8 General Election. (Photo: Yes on Measure Z)

Farr secures \$8 million for MST

Congressman Sam Farr (D-Carmel) announced that Monterey-Salinas Transit (MST) received two federal grants totaling \$7.9 million from the U.S. Department of Transportation. The funds will be used to construct a maintenance facility in King City, and buy new buses for long distance routes and for employee training. Rep. Farr sent a letter to the U.S. Department of Transportation in May 2016 in support of MST's grant application.

Stone to hold town hall meeting on business

Assemblyman Mark Stone (D-Monterey Bay) is hosting a town hall meeting on business at the Pacific Grove Museum of Natural History on Sept. 28 from 8 a.m. to 9 p.m. Stone represents the 29th Assembly District, which includes portions of Santa Cruz, Santa Clara, and Monterey counties.

[Buy Photo](#)



(Photo: File)

We welcome your information on news, events and photos related to government or politics. E-mail Government Reporter Amy Wu at awu@thecalifornian.com (<mailto:awu@thecalifornian.com>) or call at 831-754-4285. Follow Wu on Twitter [@wu_salnews](https://twitter.com/wu_salnews) (http://wu_salnews/) or www.facebook.com/amywucalifornian (<http://www.facebook.com/amywucalifornian>).

Read or Share this story: <http://bit.ly/2cdPQH6>

[Listen Live \(http://kcbx.net/players/player.html\)](http://kcbx.net/players/player.html)

Central Coast transit agencies get more than \$13.2 million for new busses

By KCBX NEWSROOM • 15 HOURS AGO

Twitter (<http://twitter.com/intent/tweet?url=http%3A%2F%2Fwww.tinyurl.com%2F6houhg&text=Central%20Coast%20transit%20agencies%20ge>)



(http://mediad.publicbroadcasting.net/p/kcbx/files/styles/x_large/public/201609/sbmt_d_bus.jpg)

An MTD bus at UCSB in 2007

WIKIPEDIA

Central Coast transit agencies will get more than \$13.2 million in federal grants to upgrade public busses in Monterey, San Luis Obispo, and Santa Barbara Counties.

The Santa Barbara Metropolitan Transit District is getting the largest chunk of that money with a grant of more than \$5.6 million.

The agency said Monday that it will use that money to replace 14 of its oldest busses with brand new versions that are more environmentally-friendly.

Steve Maas helped write up the proposal for the district and told KCBX they're currently looking into what type of new busses would best serve the community.

"We are not quiet certain yet if we'll be buying a mix of diesel and electric busses with this grant or if we'll be going all one way or the other," said Maas. "That's yet to be determined based upon our fleet need and the range electric busses can go and so on."

Maas said the busses being replaced were made in 1998 and each have more than 600,000 miles of use.

SLO RTA received four million dollars through this grant process and Monterey Salinas Transit will get nearly \$3.7 million.

This is the first year for what is now an annual federal program that will remain in place through at least 2021.

RELATED PROGRAM: [KCBX NEWS \(/PROGRAMS/KCBX-NEWS\)](#)

TAGS: [BUSSES \(/TERM/BUSSES\)](#) [PUBLIC TRANSIT \(/TERM/PUBLIC-TRANSIT\)](#) [RTA \(/TERM/RTA\)](#)

[SBMTD \(/TERM/SBMTD\)](#)

0 Comments KCBX

 Login

 Recommend  Share

Sort by Best



Start the discussion...

Be the first to comment.

Zoe Shoats

From: Carmel Chamber of Commerce [kgiedt@carmelchamber.org]
Sent: Tuesday, September 13, 2016 3:46 PM
To: Zoe Shoats
Subject: Your Weekly Update from the Carmel Chamber of Commerce



Weekly Update!

September 13, 2016

City Council Tonight!

The Carmel City Council will be meeting tonight, Tuesday, at 4:30pm at City Hall on Monte Verde between Ocean and 7th. As reported last week, the council will be considering adopting an increased fee schedule for most fees in the areas of administrative services, library, public safety, community planning and building and public works. The fee schedule for community activities, which includes fees for events, is being postponed to a future meeting. Anyone is welcome to attend.

[Click here to view the full agenda.](#)

Survey Coming

A survey for Chamber members will be going out on Wednesday, September 14 so be sure to take a few minutes to fill it out. Your information and opinions are important to us! Call us at (831) 624-2522 if you don't receive it!

What's Happening?!

- + City Council Tonight!
- + Survey Coming
- + Carmel Mission Inn
- + Taste of Carmel
- + Highway 68

AD

October 6-9, 2016

Taste of Carmel showcases a weekend full of great events, beginning with The Bohemian Ball presented by Union Bank on Thursday, Oct 6 at 6 pm. There is a Wine Walk-by-the-Sea Harvest Dinner, Carmel Food Tours, Monterey Movie Tours, Cycle & Sip Bay Bikes Tour and Jacques & Claudine Pépin at the Sunset Center. We also encourage using the Wine Walk-by-the-Sea passport all weekend long!

Chamber members will receive a discount on Bohemian Ball tickets by signing up through the member portal.

Local businesses are also being contacted to donate to the silent auction or sponsor Taste of Carmel. **A portion of the proceeds from the Ball silent auction will benefit the Soberanes Fire Relief.**

- **FOLLOW YOUR MUSE!** [Click here for the Taste of Carmel website for info & tickets.](#)
- **SERVE!** [Click here to participate in the Bohemian Ball.](#)
- **GIVE!** [Click here to promote your business and donate to the Bohemian Ball silent auction!](#)

Holman Highway 68 Roundabout - Smooth, Safe & Simple

Daytime Delays

Starting this week, crews will begin the earthwork stage of construction, and construction activity will be more noticeable from the road as you drive through the construction zone. During construction, expect increased delays traveling through the area of Holman Highway 68 and Highway 1. Plan on giving yourself an extra 10-15 minutes.

Night time flagging at the intersection, and a lane closure on the southbound Highway 1 on Sunday night, 8 p.m. - 6 a.m.

- Construction work will require night-time traffic control with flagging through the intersection of Holman highway 68 and the southbound Highway 1 on and off ramps.
- Additionally, crews will be installing k-rail along the shoulder of southbound Highway 1 under the Holman Highway 68 over crossing. This work will require closing the right lane of southbound Highway 1 under the over crossing from 8 p.m. to 6 a.m.

Caltrans Maintenance: Tree Removal Near the

New Members!

California Academy of Film

The Cocoa Spa

DreamCasters Voyage

If you know of a business that would benefit from the exposure, promotion and support of the Carmel Chamber, contact Lee, Director of Operations at llarrew@carmelchamber.org.

Job Openings!

Have a friend or family member looking for a new job? These members are looking for them!

Sales Associate
Carmel Office Supply & Business Center

Assistant Store Manager
Parts Unknown

Retail Sales
The Cheese Shop - Carmel

Retail Associate
Kris Kringle of Carmel

[View all job postings »](#)

Entrance to CHOMP on Wednesday & Thursday

Caltrans Maintenance crews will be removing dead pine trees near the entrance of CHOMP along the eastbound lane (towards Highway 1) of Highway 68 on Wednesday, September 14, and Thursday, September 15.

- Work hours are 9 a.m. to 1 p.m.
- The work will require traffic control with one-way flagging.
- Motorists can expect delays of 15-20 minutes.

Deeply Discounted Bus and Parking Passes

To help reduce congestion during construction of the Holman Highway 68 Roundabout, Monterey-Salinas Transit will be selling deeply discounted bus passes to individuals who live or work in the area affected by the construction zone. The bus pass is a great way to avoid traffic while saving on the cost of driving your car.

In conjunction with the bus pass, the City of Monterey will provide deeply discounted parking at the Downtown Garages. When a customer shows their MST bus pass, they can purchase 20 daily entries to the parking garage for \$20, which a 50% discount. From the Downtown Garage, people can use their MST bus passes to get around Monterey, New Monterey, and Pacific Grove. For more information go to: <http://mst.org>

Please sign-up to receive weekly "look-ahead" email notifications: www.tamcmonterey.org

Thank you for your continued support of the Carmel Chamber of Commerce!

Sincerely,

Lee Larrew
Director of Operations
llarrew@carmelchamber.org
(831) 624-2522 x205

Krystlyn Giedt
Operations Specialist
kgiedt@carmelchamber.org
(831) 624-2522 x202

Member Deals!

Everyone loves a deal!

Horizon Inn &
Ocean View Lodge
**Centennial Celebration
Package**
(Valid: 10/1/2016 - 10/31/2016)

Horizon Inn &
Ocean View Lodge
Book Direct and Save 5%
(Valid: 9/5/2016 - 9/29/2016)

elizabethW
**Free gift with \$20
purchase**
(while supplies last)

Nielsen Bros. Market
15% off 12 bottles of wine
10% off 6 bottles of wine
(21 or over. All discounts above
exclude rare wines.)

[View all deals & savings »](#)

Quick Links

Like us on Facebook 

Follow us on 



CARMEL
Chamber of Commerce

DMT IMAGING

A Year in Photos

Salinas 'hoods await traffic changes

MacGregor "Goya" Eddy, For The Salinas Californian 5:04 p.m. PDT September 15, 2016



(Photo: Provided)

Tired of cars speeding through their neighborhood, the residents of Creekbridge in Salinas who live along Little River Drive won preliminary city approval last week for traffic calming measures.

On Sept. 8, the Salinas Traffic and Transportation Commission approved the long anticipated action.

Three neighborhoods had requested that the city take steps to slow traffic. This is the first year since 2009 that the city budget has had any funds for traffic calming, according to James Serrano of the city Public Works Department.

Frank Bellafiore, a Little River Drive area resident, described the concern to the commission.


"We call it the Little River Speedway," he said.

Bellafiore said resident Yolanda Hayes have been working for two years on the traffic calming application process. City staff confirmed that, yes, the speeds were excessive on Little River Drive; drivers try to avoid traffic from Boronda Road would use it as a shortcut. The calming plan calls for speed cushions (formerly known as speed bumps) to reduce speed and traffic volume. Serrano said "The people who use Little River Drive as a shortcut will not use it if there are speed cushions."

A second neighborhood request from Rosarita Drive residents near Natividad and Bernal roads also received provisional approval from the commission for traffic calming. However, a third request from the Monte Bella area near Williams and Bardin roads failed to meet the requirements. City staff said that of 490 affected households, only 180 responded to a survey. Serrano explained that the city cannot install expensive traffic calming measures in a neighborhood if there is a chance that the residents later will demand that the speed cushions be removed.

The two approved traffic calming proposals will go to the Salinas City Council in October for final approval.

If you suspect that cars are zooming through your neighborhood, take a look at the recording of the Sept. 8 traffic commission meeting for ideas on the application process. The recording is available on the Salinas Channel on YouTube, or call Salinas Public Works at 831-758- 7241. Let your City Council member know if you want traffic calming included in future city budgets -- and talk to your neighbors to drum up support.



A traffic safety advocate dressed as an action figure hero escorts two girls across the street near a Seaside Middle School on Wednesday. (Photo: Provided)

From: Carmel Chamber of Commerce [kgiedt@carmelchamber.org]
Sent: Tuesday, September 20, 2016 3:57 PM
To: Zoe Shoats
Subject: Your Weekly Update from the Carmel Chamber of Commerce



Weekly Update!

September 20, 2016

Member Survey

A survey for Chamber members will be resent this week to those who have not had a chance to respond. Please take a few minutes to fill it out. Your information and opinions are important to us! Call us at (831) 624-2522 if you don't receive it!



Mixer at Carmel Mission Inn

September 22, 2016
Doors open at 5:30 PM

\$10 for Chamber Members
\$20 for Community Members

What's Happening?!

- + Member Survey
- + Carmel Mission Inn
- + Taste of Carmel
- + Highway 68

AD

All Saints' Episcopal Church in Carmel
invites you to the grand opening gala

ICONS in TRANSFORMATION

Sunday, September 25, 2016, from 5 to 8 pm.

Featuring a presentation by artist, Ludmila Pawlowska, and includes a tour of the exhibit, a reception with champagne, wine and hors d'oeuvres.

Tickets are \$50.00

To purchase online visit www.alisaintscarmel.org or call 831-624-3883.

Come and celebrate the end of summer at the Carmel Mission Inn! Gather poolside to bask in the final days of the summer sun and meander into the Fuse Lounge to relax with great food and cool drinks.

Click here to pre-pay for a chance to WIN a FREE Taste of Carmel ticket! Online registration closes today at 5 pm!

One pre-paid attendee will be randomly chosen to receive one ticket to the Taste of Carmel Bohemian Ball, Thursday, October 6, 2016. \$105 value. No cash value.



Taste of Carmel

October 6-9, 2016

Taste of Carmel showcases a weekend full of great events, beginning with The Bohemian Ball presented by Union Bank on Thursday, Oct 6 at 6 pm. There is a Wine Walk-by-the-Sea Harvest Dinner, Carmel Food Tours, Monterey Movie Tours, Cycle & Sip Bay Bikes Tour and Jacques & Claudine Pépin at the Sunset Center. We also encourage using the Wine Walk-by-the-Sea passport all weekend long!

Chamber members will receive a discount on Bohemian Ball tickets by signing up through the member portal.

Local businesses are also being contacted to donate to the silent auction or sponsor Taste of Carmel. **A portion of the proceeds from the Ball silent auction will benefit the Soberanes Fire Relief.**

- **FOLLOW YOUR MUSE!** [Click here for the Taste of Carmel website for info & tickets.](#)
- **SERVE!** [Click here to participate in the Bohemian](#)

New Members!

[California Academy of Film](#)

[The Cocoa Spa](#)

[DreamCasters Voyage](#)

If you know of a business that would benefit from the exposure, promotion and support of the Carmel Chamber, contact Lee, Director of Operations at llarrew@carmelchamber.org

Job Openings!

Have a friend or family member looking for a new job? These members are looking for them!

[Sales Associate](#)
Carmel Office Supply & Business Center

[Assistant Store Manager](#)
Parts Unknown

[Retail Sales](#)
The Cheese Shop - Carmel

[Retail Associate](#)
Kris Kringle of Carmel

[View all job postings »](#)

Ball.

- **GIVE!** [Click here to promote your business and donate to the Bohemian Ball silent auction!](#)

Holman Highway 68 Roundabout - Smooth, Safe & Simple

Daytime Delays

Crews continue the earthwork stage of construction. Construction activity will be noticeable from the road as you drive through the construction zone. During construction, expect increased delays traveling through the area of Holman Highway 68 and Highway 1.

Night time Work

No night time work or closures are planned for this week.

Carmel Hill Professional Center Access

The left turn exiting the Carmel Hill Professional Center onto eastbound Holman Highway 68 has been removed. Drivers exiting the center wishing to go to Highway 1 must make a right turn onto Holman Highway 68 and continue to the CHOMP entrance to turn around.

All other access into the Carmel Hill Professional Center remains the same, including the left turn from Holman Highway 68 into the center.

Deeply Discounted Bus and Parking Passes

To help reduce congestion during construction of the Holman Highway 68 Roundabout, Monterey-Salinas Transit will be selling deeply discounted bus passes to individuals who live or work in the area affected by the construction zone. The bus pass is a great way to avoid traffic while saving on the cost of driving your car.

In conjunction with the bus pass, the City of Monterey will provide deeply discounted parking at the Downtown Garages. When a customer shows their MST bus pass, they can purchase 20 daily entries to the parking garage for \$20, which a 50% discount. From the Downtown Garage, people can use their MST bus passes to get around Monterey, New Monterey, and Pacific Grove. For more information go to: <http://mst.org>

Please sign-up to receive weekly "look-ahead" email notifications: www.tamcmonterey.org

Thank you for your continued support of the Carmel Chamber of Commerce!

Member Deals!

Everyone loves a deal!

Horizon Inn & Ocean View Lodge Centennial Celebration Package

(Valid: 10/1/2016 - 10/31/2016)

Horizon Inn & Ocean View Lodge Book Direct and Save 5% (Valid: 9/5/2016 - 9/29/2016)

elizabethW Free gift with \$20 purchase (while supplies last)

Nielsen Bros. Market 15% off 12 bottles of wine 10% off 6 bottles of wine (21 or over. All discounts above exclude rare wines.)

[View all deals & savings »](#)

Quick Links

[Like us on Facebook](#) 

[Follow us on twitter](#)



9/20/16

http://www.montereycountyweekly.com/blogs/food_blog/quick-bites-jacques-p-pin-incoming-huge-hookups-new-menus/article_7d275c30-7dcd-11e6-a40b-b33bbbf0d508.html

<


PREVIOUS

A look at Cultura's menu—\$4 peanuts to \$150 caviar—and wine list.

>

Quick Bites: Jacques Pépin incoming, huge hookups, new menus and more.

Mark Anderson 18 hrs ago



Jacques and Claudine enjoy an engaging and pretty darn funny rapport.

The dude who as affected a whole generation of chefs and eaters alike, including his own daughter **Claudine**, is coming to Carmel.

Anthony Bourdain ranks among those educated and inspired.

"**Jacques Pépin** is the master," Bourdain says. "The undisputed authority on, well, just about everything related to food. If Jacques tells you this is the way to make an omelet or roast a chicken then, for me, the matter is settled."

After more than 25 cookbooks, 14 acclaimed public television shows, Jacques Pépin has taken to the road with his cooking show, a version of which drew rave reviews at **Pebble Beach Food & Wine**.

The presentation with chef and wine educator Claudine, is called "Heart and Soul," and happens 8pm Saturday, Oct. 8, synchronizing with the **Taste of Carmel** weekend (see below for more).

The live demo (\$59-\$79, 620-2048) comes in support of his latest book *Heart and Soul in the Kitchen*, which was released in fall 2015, as well as his recent final **KQED** TV series of the same name.

More food news nibbles appear below:

- The **Monterey County Hospitality Association** has partnered with **Monterey-Salinas Transit** to provide free transit passes to hospitality employees. Each MST Basic GoPass, valued at \$95, allows unlimited travel for 31 days on MST bus lines that normally cost \$2.50 or \$1.50 per trip. More information can be found at: www.mst.org
- **Mulligan Public House**, from the same team that ran Brophy's Tavern for years, is on the fairway—and on course to open—mid-October after making it through the Carmel planning commission.
- **Cafe Lumiere** (920-2451) in downtown Monterey is introducing new powerhouse healthy lunch and brunch items like garden-green sandwich and a superfood salad.
- **Sanctuary Beach Resort** and its **Kula Island Ranch Steakhouse** in Marina are getting an overhaul after being purchased by Pennsylvania-based REIT Hersha Hospitality Trust. The very vague details include "an exciting new chef-driven dining outlet [that] will utilize the area's best

Zoe Shoats

From: info@seemonterey.com@reply.brnto.com on behalf of Monterey County Convention & Visitors Bureau [info@seemonterey.com]
Sent: Thursday, September 22, 2016 11:02 AM
To: Zoe Shoats
Subject: Driving Business MCCVB Member Update



If you are having trouble reading this email, you may [view the online version](#)

Not displaying correctly? Try [viewing it in your browser](#).

MONTEREY Monterey County Convention & Visitors Bureau

Member Newsletter | September 2016

MONTEREY Grab life by the moments.



Visitor
Services

Continues to Influence Room Nights

The MCCVB's Visitor Services Team continues to influence overnight visitors at the Monterey Visitors Center.

In August, we influenced an additional 12,445 incremental room nights; an 8% increase over the same time last year.



MCCVB's Annual Luncheon a Big Hit!

MCCVB's Annual Luncheon took place on August 25, 2016, at the Monterey Plaza Hotel. It was a huge success with almost 300 partners attending and showcasing their businesses. We also honored retiring Congressman Sam Farr and



MCCVB Landing Page for Soberanes Fire Updates

The MCCVB has been monitoring the latest updates on the Soberanes Fire, and we have created a Soberanes Fire Travel Alerts landing page on the website with the most up-to-date information on evacuations, park closures, road closures and more. You can visit the alerts page [here](#).



Fall Sweepstakes Launches

"Marathon of Moments," our fall sweepstakes, has officially launched! In an effort to showcase all of the different activities and paces Monterey County has to offer, we are featuring 5 unique prize packages. The prize packages (aka "paces") are: Fuel Up, Outdoor Sprint, Team Relay, Scenic Stroll and Recovery. Visitors will be able to "pick their pace" and enter to win an inclusive vacation to Monterey County! Help us spread the word by sharing our page SeeMonterey.com/Moments.



Monterey Classic Car Week

For the second year in a row and in conjunction with event planners and stakeholders, the MCCVB hosted the Car Week Communications Task Force which came together to collaborate on the traffic impacts of Car Week. With the Soberanes Fire still a threat, the task force also worked with California Highway Patrol, Cal Fire and local officials to educate visitors who were planning on attending with the latest information and encourage them to be mindful and respectful of fire personnel.

This year, the MCCVB also created an interactive map on the website and distributed 'Your Guide to Navigating Car Week' to the media. As a result, the MCCVB received more than \$8K in local earned media coverage, and there were over 5,800 unique views during the month of August.



Holman Highway 68 Roundabout Update

Construction is well underway on the new Holman Highway 68 Roundabout. Crews have begun the earthwork stage of construction, and activity will be more noticeable from the road as you drive through the construction zone. Drivers should expect increased delays traveling through the area of Holman Highway 68 and Highway 1, and plan on giving yourself an extra 10-15 minutes.

You can sign-up for Highway 68 Roundabout email notifications at tamcmonterey.org to receive a weekly look-ahead with information on road closures, detours, traffic conditions and more. To help alleviate congestion during construction, MST is selling a deeply-discounted monthly pass for those who live and work in nearby communities. To see if you qualify, please visit MST's [website](#). For those who have purchased the reduced bus pass, the City of Monterey is also offering a monthly packet of 20 entries for the East Garage for \$20, a 50% discount. Please call the Monterey Parking Division at 831-646-3953 for more information.



75th Anniversary of the Monterey Regional Airport

The Monterey Regional Airport is celebrating its 75th anniversary on Saturday, October 1, 2016, from 11am – 3pm at the Monterey Jet Center. The public is invited to attend this special family-friendly celebration, which will include new and vintage planes, food and drinks and plenty of activities. Admission is free! Please check out the flyer for more information [here](#).

Ciclovía lets you walk or run to better health

Jeff Mitchell, Community Health Reporting Project 7:57 a.m. PDT September 27, 2016

The 4th annual Salinas Ciclovía will happen Oct. 9 on Alisal Street from 10 a.m. to 2 p.m.



(Photo: Provided)

In an era when people find themselves bombarded by all sorts of messages from all sorts of sources, it's pretty easy to get jaded and tune it all out.

That's why the teenage volunteers of Building Healthy Communities East Salinas are making the big gesture of closing down a major street on Oct. 9 in the heart of Salinas.

The street closure event, better known as the 4th annual Ciclovía, will see 1.5 miles of normally bustling Alisal Street -- from Main Street to Sanborn Road on Oct. 9 -- made the exclusive domain of walkers, runners, joggers and bicyclists -- just about any mode of transportation that's human powered.

The Salinas Ciclovía, which will run from 10 a.m. to 2 p.m. is taken from the Spanish term for "bike path" and is an idea lifted from Bogotá, Colombia who in 1976 is credited for shutting down some of its streets to promote health and exercise.



THE SALINAS CALIFORNIAN

Jeff Mitchell: Insulin makers, stop gouging patients

(<http://www.thecalifornian.com/story/news/2016/09/02/civic-chronicles-jeff-mitchell-insulin/89794908/>)

Since then the idea has caught on in many cities around the world including San Francisco which runs about 10 Sunday Streets programs a year.

According to Alejandra Silva, a local Building Healthy Communities intern and an organizer of this year's event, Ciclovía Salinas will feature a range of fun activities for participants of all ages, including:

- Live entertainment,
- Fitness and dancing classes,
- Informational booths
- Art galleries
- Raffles

Bike valet service will be available at the event, as well as a children's area.

Silva noted that Ciclovía Salinas is made possible with support from the City of Salinas, the Community Foundation of Monterey County, the California Endowment, Building Healthy Communities East Salinas, Salinas Valley Memorial Healthcare System, and Monterey-Salinas Transit.

(Disclosure: The California Endowment is the main funder of the the Californian Media Group's Community Health Reporting Project.)

Dr. Dana Kent of the Natividad Medical Foundation said she is a big supporter of Ciclovías.

"I got to participate in Ciclovía in Bogotá, Colombia a number of years ago. It takes place on Sundays and it was such a joyful, fun event for people of all ages. I learned that a side benefit was a marked improvement in air quality in Bogotá by having the Ciclovía street closed to motor vehicles," Kent said.

Kent's colleague at NMC, Dr. John Silva agreed.

Silva said NMC will have a team at Ciclovía again this year and is partnering in a health booth with the Monterey County Health Department and Walgreen's Pharmacy (Sanborn) to provide bicycle helmet safety information.

Silva said they also will be providing free flu vaccines and a raffle for two bicycles donated by Dr. Wendell Harry. NMC's team includes volunteer Family Practice Residency physicians and volunteers from Alisal High School's Health Academy and CSUMB's pre-medical program.

"Ciclovía provides an opportunity for people to try recreational activities, perhaps even discovering something new. Studies show a person is more likely to stick with a physical activity if he/she enjoys it," Kent said.

And, naturally, both Kent and Silva agreed that physical activity has many benefits, including lowering weight, blood pressure, and cholesterol; lowering the risk for heart disease and stroke; and lowering the risk of certain cancers.

The doctors said physical activity can also help decrease stress and depression, improve one's energy level and quality of sleep, improve muscle and bone strength, and improve balance. It may also help improve memory.

Kent and Silva said they also hope the event stimulates more people to watch their weight and to exercise each day with an eye toward the prevention of diabetes -- a coming tsunami of the chronic disease is expected to hit Monterey County over the next five to 10 years.

For more information about Ciclovía Salinas, please contact Alejandra Silva at (831) 717-1384 or email CiclovíaSalinas@gmail.com, or visit [Ciclovía](http://ciclovía/) (<http://ciclovía/>) Salinas's Facebook page.

Californian reporter and columnist Jeff Mitchell covers community health and life in the Salinas Valley. His work is supported by a generous grant from The California Endowment. Email him at jemitchell@thecalifornian.com. Follow Mitchell on Twitter @CivicChronicles

Read or Share this story: <http://bit.ly/2dypLqv>


Zoe Shoats

From: Carmel Chamber of Commerce [kgiedt@carmelchamber.org]
Sent: Tuesday, September 27, 2016 2:30 PM
To: Zoe Shoats
Subject: Your Weekly Update from the Carmel Chamber of Commerce



Weekly Update!

September 27, 2016



Taste of Carmel

October 6-9, 2016

Taste of Carmel showcases a weekend full of great events, beginning with The Bohemian Ball presented by Union Bank on Thursday, Oct 6 at 6 pm. There is a Wine Walk-by-the-Sea Harvest Dinner, Carmel Food Tours, Monterey Movie Tours, Cycle & Sip Bay Bikes Tour and Jacques & Claudine Pépin at the Sunset Center. We also encourage using the Wine Walk-by-the-Sea passport all weekend long!

Chamber members receive a discount on Bohemian Ball tickets by signing up through the member portal.

What's Happening?!

- + Taste of Carmel
- + Member Events!
- + Highway 68

AD



TASTE OF CARMEL EVENT
An Evening With
Jacques & Claudine Pépin
Saturday, October 8 at 8PM



New Members!

California Academy
of Film

Local businesses are also being contacted to donate to the silent auction or sponsor Taste of Carmel.

A portion of the proceeds from the Ball silent auction will benefit the Soberanes Fire Relief.

- **FOLLOW YOUR MUSE!** [Click here for the Taste of Carmel website for info & tickets.](#)
- **GIVE!** [Click here to promote your business and donate to the Bohemian Ball silent auction!](#)

Upcoming Member Events

[The Carmel Foundation: "New Medicare Wellness Assessment & Chronic Care Management Program Presentation."](#)
September 28, 2016

[Wine & Cheese Pairing Party!](#)
September 30, 2016

[Icon Writing Workshop for Children](#)
October 1, 2016

[Dawn's Dream Winery Library Tasting](#)
October 1, 2016

[Carl Cherry Center for the Arts' Fat Apple](#)
October 1, 2016

[St. Francis Animal Blessings](#)
October 2, 2016

[Romer's Guitar Quartet Concert](#)
October 2, 2016

[Carmel Woman's Club Welcomes New Members](#)
October 3, 2016

[Photographs by Dale Johnson "Water Colours"](#)
September & October, 2016

[Twelfth Night - Pac Rep Theatre](#)
September & October, 2016

[Center for Photographic Art - 8x10 Fundraising Exhibition](#)
September to November 2016

**Holman Highway 68 Roundabout -
Smooth, Safe & Simple**

**County of Monterey
Economic Development
Department (EDD)**

DreamCasters Voyage

**Potter Construction &
Consulting**

If you know of a business that would benefit from the exposure, promotion and support of the Carmel Chamber, contact Lee, Director of Operations at llarrew@carmelchamber.org.

Job Openings!

Have a friend or family member looking for a new job? These members are looking for them!

**Motor Coach Driver
Level 2**
DreamCasters Voyage

Sales Associate
Carmel Office Supply &
Business Center

Assistant Store Manager
Parts Unknown

Retail Sales
The Cheese Shop - Carmel

Retail Associate
Kris Kringle of Carmel

[View all job postings »](#)

Daytime Work

Crews continue to work off of the roadway on the earthwork stage of construction. Work is progressing well and is on schedule. During construction, there may be occasional unexpected delays traveling through the area of Holman Highway 68 and Highway 1. **Please allow extra time when traveling through the area.**

Night Time Work

No night time work or closures are planned for this week.

Deeply Discounted Bus and Parking Passes

To help reduce congestion during construction of the Holman Highway 68 Roundabout, Monterey-Salinas Transit will be selling deeply discounted bus passes to individuals who live or work in the area affected by the construction zone. The bus pass is a great way to avoid traffic while saving on the cost of driving your car.

In conjunction with the bus pass, the City of Monterey will provide deeply discounted parking at the Downtown Garages. When a customer shows their MST bus pass, they can purchase 20 daily entries to the parking garage for \$20, which a 50% discount. From the Downtown Garage, people can use their MST bus passes to get around Monterey, New Monterey, and Pacific Grove. For more information go to: <http://mst.org>

Please sign-up to receive weekly "look-ahead" email notifications: www.famcmonterey.org

Thank you for your continued support of the Carmel Chamber of Commerce!

Sincerely,

Lee Larrew
Director of Operations
llarrew@carmelchamber.org
(831) 624-2522 x205

Krystlyn Giedt
Operations Specialist
kgiedt@carmelchamber.org
(831) 624-2522 x202

Member Deals!

Everyone loves a deal!

Horizon Inn &
Ocean View Lodge
**Centennial Celebration
Package**
(Valid: 10/1/2016 - 10/31/2016)

Horizon Inn &
Ocean View Lodge
Book Direct and Save 5%
(Valid: 9/5/2016 - 9/29/2016)

elizabethW
**Free gift with \$20
purchase**
(while supplies last)

Nielsen Bros. Market
15% off 12 bottles of wine
10% off 6 bottles of wine
(21 or over. All discounts above
exclude rare wines.)

[View all deals & savings »](#)

Quick Links

Like us on Facebook 

Follow us on 

Blank Page

Board Report

MONTEREY - SALINAS TRANSIT

October 19, 2016 1:44 PM

Page 1

ADAWSON

Vendor Ledger Entry: Posting Date: 09/01/16..09/30/16

Check Date	Check No.	No.	Name	Description	Amount (\$)
09/01/16	42509	SAL65	SALINAS VALLEY FORD TRUCK SALES	2016 FORD F-250	29,814.04
					29,814.04
09/09/16	42510	ADV50	ADVANTAGE AUTO REPAIR	Annual smog checks	54.75
09/09/16	42510	ADV50	ADVANTAGE AUTO REPAIR	Annual smog checks	39.75
09/09/16	42510	ADV50	ADVANTAGE AUTO REPAIR	Annual smog checks	39.75
09/09/16	42510	ADV50	ADVANTAGE AUTO REPAIR	Annual smog checks	39.75
09/09/16	42510	ADV50	ADVANTAGE AUTO REPAIR	Annual smog checks	39.75
09/09/16	42510	ADV50	ADVANTAGE AUTO REPAIR	Annual smog checks	39.75
09/09/16	42511	AMA10	AMALGAMATED TRANSIT UNION	UNION DUES	13,578.26
09/09/16	42512	AME01	AMERI PRIDE SERVICES, INC.	UNIFORM SERVICES FY17	396.31
09/09/16	42512	AME01	AMERI PRIDE SERVICES, INC.	UNIFORM SERVICES FY17	575.69
09/09/16	42512	AME01	AMERI PRIDE SERVICES, INC.	UNIFORM SERVICES FY17	583.88
09/09/16	42512	AME01	AMERI PRIDE SERVICES, INC.	UNIFORM LAUNDRY SERVICES FY17	31.62
09/09/16	42512	AME01	AMERI PRIDE SERVICES, INC.	UNIFORM LAUNDRY SERVICES FY17	31.62
09/09/16	42512	AME01	AMERI PRIDE SERVICES, INC.	UNIFORM SERVICES FY17	392.77
09/09/16	42512	AME01	AMERI PRIDE SERVICES, INC.	UNIFORM LAUNDRY SERVICES FY17	209.43
09/09/16	42512	AME01	AMERI PRIDE SERVICES, INC.	UNIFORM LAUNDRY SERVICES FY17	206.26
09/09/16	42512	AME01	AMERI PRIDE SERVICES, INC.	UNIFORM LAUNDRY SERVICES FY17	203.26
09/09/16	42513	AME40	AMERICAN PLUMBING	PLUMBING SERVICES FY17	151.60
09/09/16	42514	AME50	AMERICAN SUPPLY COMPANY	SUPPLIES FY17	6.72
09/09/16	42514	AME50	AMERICAN SUPPLY COMPANY	SUPPLIES FY17	3.77
09/09/16	42514	AME50	AMERICAN SUPPLY COMPANY	SUPPLIES FY17	4.54
09/09/16	42514	AME50	AMERICAN SUPPLY COMPANY	SUPPLIES FY17	88.72
09/09/16	42514	AME50	AMERICAN SUPPLY COMPANY	SUPPLIES FY17	7.75
09/09/16	42515	AND2M	ANDERSEN'S LOCK AND SAFE	LOCK REPAIRS/MAINT FY17	158.07
09/09/16	42515	AND2M	ANDERSEN'S LOCK AND SAFE	LOCK REPAIRS/MAINT FY17	15.28
09/09/16	42515	AND2M	ANDERSEN'S LOCK AND SAFE	LOCK REPAIRS/MAINT FY17	91.55
09/09/16	42515	AND2M	ANDERSEN'S LOCK AND SAFE	LOCK REPAIRS/MAINT FY17	193.34
09/09/16	42515	AND2M	ANDERSEN'S LOCK AND SAFE	LOCK REPAIRS/MAINT FY17	45.83
09/09/16	42515	AND2M	ANDERSEN'S LOCK AND SAFE	LOCK REPAIRS/MAINT FY17	272.76
09/09/16	42515	AND2M	ANDERSEN'S LOCK AND SAFE	LOCK REPAIRS/MAINT FY17	52.87
09/09/16	42516	THO20	ANTOINETTE THOMPSON	GARNISH/1729	386.77
09/09/16	42517	APE10	ASAP SIGNS & PRINTING	BUS ADVERTISEMENTS	68.27
09/09/16	42518	BAT20	BATTERY SYSTEMS INC	1279	861.00
09/09/16	42519	NOV10	BILL'S WINDSHIELD REPAIR	WINDSHIELD REPAIRS bus 4501	49.00
09/09/16	42519	NOV10	BILL'S WINDSHIELD REPAIR	bus 1804	49.00
09/09/16	42520	CAL82	CALIFORNIA TRANSPORT LLC	TOWING bus 1722	375.00
09/09/16	42521	CAL92	CALIFORNIA WATER SERV CO	WATER SERVICE	27.79
09/09/16	42522	CAR2W	CARLON'S FIRE EXTINGUISHER	FIRST AID/FIRE EXT-FY17 STC	122.19
09/09/16	42522	CAR2W	CARLON'S FIRE EXTINGUISHER	FIRST AID/FIRE EXT-FY17 PEARL	105.33
09/09/16	42522	CAR2W	CARLON'S FIRE EXTINGUISHER	FIRST AID/FIRE EXT-FY17 MTX	102.60
09/09/16	42523	CAR44	CARMEL MAGAZINE, INC.	MONTEREY JAZZ FESTIVAL PROGRAM AD	1,000.00
09/09/16	42524	CAS50	CASNER EXTERMINATING, INC	PEST CONTROL FY17	125.00
09/09/16	42525	CEN25	CENTRAL COAST CAB	JULY 2016	1,470.00
09/09/16	42526	CHI20	CHIDLAW MARKETING	ADVERTISING SERVICES-	2,498.00

Board Report

MONTEREY - SALINAS TRANSIT

October 19, 2016 1:50 PM

Page 2

ADAWSON

Check Date	Check No.	No.	Name	Description	Amount (\$)
09/09/16	42527	CIT27	CITY OF MONTEREY	BUILDING PERMIT FEES TDA REMODEL	181,486.26
09/09/16	42530	COM10	COMMERCIAL TRUCK CO.	Oscar	95.16
09/09/16	42530	COM10	COMMERCIAL TRUCK CO.	860	96.29
09/09/16	42530	COM10	COMMERCIAL TRUCK CO.	858	9.29
09/09/16	42530	COM10	COMMERCIAL TRUCK CO.	858	126.30
09/09/16	42530	COM10	COMMERCIAL TRUCK CO.	1296	609.97
09/09/16	42530	COM10	COMMERCIAL TRUCK CO.	1303	50.49
09/09/16	42530	COM10	COMMERCIAL TRUCK CO.	1310	50.50
09/09/16	42530	COM10	COMMERCIAL TRUCK CO.	856	9.29
09/09/16	42530	COM10	COMMERCIAL TRUCK CO.	856	149.60
09/09/16	42530	COM10	COMMERCIAL TRUCK CO.	856	102.55
09/09/16	42530	COM10	COMMERCIAL TRUCK CO.	1288	485.05
09/09/16	42530	COM10	COMMERCIAL TRUCK CO.	1325	81.11
09/09/16	42530	COM10	COMMERCIAL TRUCK CO.	884	146.58
09/09/16	42530	COM10	COMMERCIAL TRUCK CO.	889	116.00
09/09/16	42530	COM10	COMMERCIAL TRUCK CO.	878	28.30
09/09/16	42530	COM10	COMMERCIAL TRUCK CO.	873	77.01
09/09/16	42530	COM10	COMMERCIAL TRUCK CO.	1334	303.37
09/09/16	42530	COM10	COMMERCIAL TRUCK CO.	1333	40.70
09/09/16	42530	COM10	COMMERCIAL TRUCK CO.	1296	158.57
09/09/16	42530	COM10	COMMERCIAL TRUCK CO.	1294	97.76
09/09/16	42530	COM10	COMMERCIAL TRUCK CO.	1233	328.49
09/09/16	42530	COM10	COMMERCIAL TRUCK CO.	1345	62.38
09/09/16	42530	COM10	COMMERCIAL TRUCK CO.	1341	138.96
09/09/16	42531	CON50	CONSOLIDATED ELECTRICAL	BLDG MAINT SUPPLIES	550.22
09/09/16	42531	CON50	CONSOLIDATED ELECTRICAL	BLDG MAINT SUPPLIES	589.47
09/09/16	42532	CON65	CONTE'S GENERATOR SERVICE	GENERATOR SERVICE & REPAIR FY17	590.23
09/09/16	42533	WIL30	D D WILLIAMS EQUIPMENT CO	1381	250.00
09/09/16	42534	DEL1M	DE LAY AND LAREDO	LEGAL SERVICES JULY 1 - 31, 2016	6,818.20
09/09/16	42535	DEV10	DEVIN-DURHAM-BURK	GARNISH/1925	92.31
09/09/16	42535	DEV10	DEVIN-DURHAM-BURK	GARNISH/2132	46.15
09/09/16	42536	DIE10	DIESEL MARINE ELECTRIC, INC.	1175	3,432.55
09/09/16	42538	FAS20	FASTENAL COMPANY	MAINT SUPPLIES/VEH MAINT PARTS FY17	108.25
09/09/16	42538	FAS20	FASTENAL COMPANY	MAINT SUPPLIES/VEH MAINT PARTS FY17	108.25
09/09/16	42538	FAS20	FASTENAL COMPANY	MAINT SUPPLIES/VEH MAINT PARTS FY17	20.93
09/09/16	42538	FAS20	FASTENAL COMPANY	MAINT SUPPLIES/VEH MAINT PARTS FY17	54.51
09/09/16	42538	FAS20	FASTENAL COMPANY	MAINT SUPPLIES/VEH MAINT PARTS FY17	47.50
09/09/16	42538	FAS20	FASTENAL COMPANY	MAINT SUPPLIES/VEH MAINT PARTS FY17	54.51
09/09/16	42538	FAS20	FASTENAL COMPANY	MAINT SUPPLIES/VEH MAINT PARTS FY17	386.05
09/09/16	42538	FAS20	FASTENAL COMPANY	MAINT SUPPLIES/VEH MAINT PARTS FY17	17.99
09/09/16	42538	FAS20	FASTENAL COMPANY	MAINT SUPPLIES/VEH MAINT PARTS FY17	111.58
09/09/16	42538	FAS20	FASTENAL COMPANY	MAINT SUPPLIES/VEH MAINT PARTS FY17	54.76
09/09/16	42538	FAS20	FASTENAL COMPANY	MAINT SUPPLIES/VEH MAINT PARTS FY17	52.63
09/09/16	42539	FIR10	FIRST ALARM SECURITY & PATROL, INC.	SECURITY SERVICES	8,229.45
09/09/16	42540	FOL10	FOLGERGRAPHICS	PRINTING 9/3/16 RIDER'S GUIDE	17,503.21
09/09/16	42541	GFI10	GFI GENFARE	FAREBOX PARTS FY17	496.99
09/09/16	42541	GFI10	GFI GENFARE	FAREBOX PARTS FY17	496.99
09/09/16	42541	GFI10	GFI GENFARE	FAREBOX PARTS FY17	225.11

Board Report

MONTEREY - SALINAS TRANSIT

October 19, 2016 1:50 PM

Page 3

ADAWSON

Check Date	Check No.	No.	Name	Description	Amount (\$)
09/09/16	42549	GIL10	GILLIG LLC	1204	3.44
09/09/16	42549	GIL10	GILLIG LLC	1213	4.29
09/09/16	42549	GIL10	GILLIG LLC	1269	218.44
09/09/16	42549	GIL10	GILLIG LLC	1285	4.56
09/09/16	42549	GIL10	GILLIG LLC	1287	1,029.36
09/09/16	42549	GIL10	GILLIG LLC	1289	48.78
09/09/16	42549	GIL10	GILLIG LLC	1297	1,004.94
09/09/16	42549	GIL10	GILLIG LLC	776	6.31
09/09/16	42549	GIL10	GILLIG LLC	804	6.11
09/09/16	42549	GIL10	GILLIG LLC	849	3.49
09/09/16	42549	GIL10	GILLIG LLC	853	669.92
09/09/16	42549	GIL10	GILLIG LLC	857	252.52
09/09/16	42549	GIL10	GILLIG LLC	841	24.64
09/09/16	42549	GIL10	GILLIG LLC	1298	1,718.33
09/09/16	42549	GIL10	GILLIG LLC	1304	314.86
09/09/16	42549	GIL10	GILLIG LLC	1201	149.95
09/09/16	42549	GIL10	GILLIG LLC	1317	126.31
09/09/16	42549	GIL10	GILLIG LLC	1315	95.26
09/09/16	42549	GIL10	GILLIG LLC	1308	142.05
09/09/16	42549	GIL10	GILLIG LLC	1307	590.79
09/09/16	42549	GIL10	GILLIG LLC	1253	9.97
09/09/16	42549	GIL10	GILLIG LLC	1221	70.60
09/09/16	42549	GIL10	GILLIG LLC	874	614.92
09/09/16	42549	GIL10	GILLIG LLC	867	127.04
09/09/16	42549	GIL10	GILLIG LLC	861	218.45
09/09/16	42549	GIL10	GILLIG LLC	1327	247.96
09/09/16	42549	GIL10	GILLIG LLC	1323	434.50
09/09/16	42549	GIL10	GILLIG LLC	1318	164.69
09/09/16	42549	GIL10	GILLIG LLC	1314	468.85
09/09/16	42549	GIL10	GILLIG LLC	1308	29.75
09/09/16	42549	GIL10	GILLIG LLC	1298	9.97
09/09/16	42549	GIL10	GILLIG LLC	1297	29.75
09/09/16	42549	GIL10	GILLIG LLC	1285	900.78
09/09/16	42549	GIL10	GILLIG LLC	1259	0.41
09/09/16	42549	GIL10	GILLIG LLC	885	837.76
09/09/16	42549	GIL10	GILLIG LLC	881	491.97
09/09/16	42549	GIL10	GILLIG LLC	877	160.47
09/09/16	42549	GIL10	GILLIG LLC	875	87.95
09/09/16	42549	GIL10	GILLIG LLC	867	31.80
09/09/16	42549	GIL10	GILLIG LLC	864	510.95
09/09/16	42549	GIL10	GILLIG LLC	863	76.73
09/09/16	42549	GIL10	GILLIG LLC	847	4.32
09/09/16	42549	GIL10	GILLIG LLC	824	24.03
09/09/16	42549	GIL10	GILLIG LLC	1056	-375.91
09/09/16	42549	GIL10	GILLIG LLC	790	-132.76
09/09/16	42549	GIL10	GILLIG LLC	1329 (POR-12079)	5,287.59
09/09/16	42549	GIL10	GILLIG LLC	1152	231.09
09/09/16	42549	GIL10	GILLIG LLC	920	8.26

Board Report

MONTEREY - SALINAS TRANSIT

October 19, 2016 1:50 PM

Page 4

ADAWSON

Check Date	Check No.	No.	Name	Description	Amount (\$)
09/09/16	42549	GIL10	GILLIG LLC	920	18.65
09/09/16	42549	GIL10	GILLIG LLC	1152	144.58
09/09/16	42549	GIL10	GILLIG LLC	1125	795.00
09/09/16	42549	GIL10	GILLIG LLC	1125	8.86
09/09/16	42549	GIL10	GILLIG LLC	1056	375.91
09/09/16	42549	GIL10	GILLIG LLC	1426	488.38
09/09/16	42549	GIL10	GILLIG LLC	1139	48.29
09/09/16	42549	GIL10	GILLIG LLC	1012	293.54
09/09/16	42549	GIL10	GILLIG LLC	1012	337.64
09/09/16	42549	GIL10	GILLIG LLC	548	180.36
09/09/16	42549	GIL10	GILLIG LLC	754	224.02
09/09/16	42549	GIL10	GILLIG LLC	797	36.10
09/09/16	42549	GIL10	GILLIG LLC	1221	1,123.50
09/09/16	42549	GIL10	GILLIG LLC	1255	48.89
09/09/16	42549	GIL10	GILLIG LLC	1005	819.47
09/09/16	42549	GIL10	GILLIG LLC	859	837.76
09/09/16	42549	GIL10	GILLIG LLC	1346	192.80
09/09/16	42549	GIL10	GILLIG LLC	1344	96.55
09/09/16	42549	GIL10	GILLIG LLC	1342	179.94
09/09/16	42549	GIL10	GILLIG LLC	1337	82.36
09/09/16	42549	GIL10	GILLIG LLC	1335	856.58
09/09/16	42549	GIL10	GILLIG LLC	1331	191.28
09/09/16	42549	GIL10	GILLIG LLC	1326	167.84
09/09/16	42549	GIL10	GILLIG LLC	1281	613.05
09/09/16	42549	GIL10	GILLIG LLC	1251	13.36
09/09/16	42549	GIL10	GILLIG LLC	891	38.42
09/09/16	42549	GIL10	GILLIG LLC	886	247.91
09/09/16	42549	GIL10	GILLIG LLC	754	224.02
09/09/16	42549	GIL10	GILLIG LLC	1426	-488.38
09/09/16	42549	GIL10	GILLIG LLC	1261	-491.44
09/09/16	42550	GRA30	GRAINGER	SHOP/MAINT SUPPLIES FY17	21.32
09/09/16	42550	GRA30	GRAINGER	SHOP/MAINT SUPPLIES FY17	361.71
09/09/16	42550	GRA30	GRAINGER	SHOP/MAINT SUPPLIES FY17	55.39
09/09/16	42550	GRA30	GRAINGER	SHOP/MAINT SUPPLIES FY17	140.13
09/09/16	42550	GRA30	GRAINGER	SHOP/MAINT SUPPLIES FY17	26.51
09/09/16	42550	GRA30	GRAINGER	SHOP/MAINT SUPPLIES FY17	6.97
09/09/16	42550	GRA30	GRAINGER	SHOP/MAINT SUPPLIES	330.52
09/09/16	42551	GRE50	GREEN VALLEY INDUSTRIAL SUPPLY INC		93.66
09/09/16	42552	HOL31	HOLT DIST. & CLEAN AIR FILTER CO.	123	225.33
09/09/16	42553	ICM10	ICMA RETIREMENT TRUST-457	EE CONTRIBUTIONS	2,036.53
09/09/16	42554	IMA20	IMAGE X	PRINTING VETERANS DISCOUNT FARES RAC	827.53
09/09/16	42555	IMP10	IMPERIAL SUPPLIES LLC	SHOP SUPPLIES FY17	40.92
09/09/16	42555	IMP10	IMPERIAL SUPPLIES LLC	SHOP SUPPLIES FY17	365.41
09/09/16	42555	IMP10	IMPERIAL SUPPLIES LLC	SHOP SUPPLIES FY17	329.20
09/09/16	42555	IMP10	IMPERIAL SUPPLIES LLC	SHOP SUPPLIES FY17	365.51
09/09/16	42555	IMP10	IMPERIAL SUPPLIES LLC	SHOP SUPPLIES FY17	218.71
09/09/16	42555	IMP10	IMPERIAL SUPPLIES LLC	SHOP SUPPLIES	-174.88
09/09/16	42556	INT10	INTEGRITY PRINTING SERVICE	PRINTING FY17	2,929.62

Board Report

MONTEREY - SALINAS TRANSIT

October 19, 2016 1:50 PM

Page 5

ADAWSON

Check Date	Check No.	No.	Name	Description	Amount (\$)
09/09/16	42556	INT10	INTEGRITY PRINTING SERVICE	PRINTING FY17	842.93
09/09/16	42557	DAS2S	JOHN A DASH AND ASSOC	SUBSCRIPTION SEPT. 2016-SEPT. 2017	250.00
09/09/16	42558	MOO30	KIMBERLY MOORE	WORK BOOT REIMBURSEMENT	136.41
09/09/16	42559	MAT60	MATTHEWS SWEEPING SERV	GROUPS MAINT - AUG 2016	170.00
09/09/16	42560	MCI2S	MCI SERVICE PARTS INC	1338	23.11
09/09/16	42560	MCI2S	MCI SERVICE PARTS INC	1336	63.46
09/09/16	42560	MCI2S	MCI SERVICE PARTS INC	1347	73.27
09/09/16	42560	MCI2S	MCI SERVICE PARTS INC	1320	15.85
09/09/16	42560	MCI2S	MCI SERVICE PARTS INC	1355	53.97
09/09/16	42561	MON11	MONTEREY CITY DISPOSAL	WASTE DISPOSAL SERVICES/TDA	772.63
09/09/16	42562	MON38	MONTEREY COUNTY SHERIFF	GARNISH/2091	132.00
09/09/16	42563	MYC10	MY CHEVROLET, INC.	SUPPORT VEHICLE MAINT 463	1,106.12
09/09/16	42564	NAT60	NATIVIDAD MEDICAL FOUNDATION	Interpretation Services	140.00
09/09/16	42564	NAT60	NATIVIDAD MEDICAL FOUNDATION	Interpretation Services	140.00
09/09/16	42565	OKL10	OKLAHOMA DEPT OF HUMAN SVCS	GARNISH/2132	165.36
09/09/16	42566	OPT10	OPTIC FUEL CLEAN OF CA, INC.	UNDERGROUND FUEL STORAGE TANK CLEA	5,331.00
09/09/16	42567	PAC05	PACIFIC CLAIMS MANAGEMENT	WORKER'S COMP ADMINISTRATOR	5,000.00
09/09/16	42568	PAC60	PACIFIC TRUCK PARTS INC	1215 (POR-12033)	9,538.76
09/09/16	42568	PAC60	PACIFIC TRUCK PARTS INC	882	607.93
09/09/16	42568	PAC60	PACIFIC TRUCK PARTS INC	879	233.58
09/09/16	42568	PAC60	PACIFIC TRUCK PARTS INC	590	450.00
09/09/16	42568	PAC60	PACIFIC TRUCK PARTS INC	915	300.00
09/09/16	42568	PAC60	PACIFIC TRUCK PARTS INC	591	450.00
09/09/16	42568	PAC60	PACIFIC TRUCK PARTS INC	892	24.17
09/09/16	42568	PAC60	PACIFIC TRUCK PARTS INC	1339	63.22
09/09/16	42569	PEN05	PBI	OFFICE FURNITURE	3,740.35
09/09/16	42570	PIT10	PITNEY BOWES GLOBAL	POSTAGE MACHINE RENTAL	129.26
09/09/16	42571	PRE30	PREMIUM AUTO PARTS INC.	VEHICLE MAINT PARTS/SHOP SUPPLIES	25.17
09/09/16	42572	RED20	RED WING SHOE STORE	SAFETY BOOTS FY17 - RUELAS, JOSE	175.00
09/09/16	42572	RED20	RED WING SHOE STORE	SAFETY BOOTS FY17 - MANASALA, F	131.71
09/09/16	42573	TAD10	ROBERT TADMAN	WORK BOOT REIMBURSEMENT	175.00
09/09/16	42574	SAL50	SALINAS VALLEY FORD SLS	894	9.45
09/09/16	42575	COA50	SC FUELS	DIESEL	13,914.69
09/09/16	42575	COA50	SC FUELS	DIESEL	14,491.46
09/09/16	42575	COA50	SC FUELS	DIESEL	7,763.28
09/09/16	42575	COA50	SC FUELS	DIESEL	6,831.71
09/09/16	42575	COA50	SC FUELS	DIESEL	14,216.33
09/09/16	42576	COA51	SC FUELS	FUEL-SHIP TO MV	6,649.16
09/09/16	42576	COA51	SC FUELS	FUEL-SHIP TO MV	6,196.16
09/09/16	42576	COA51	SC FUELS	FUEL-SHIP TO MV	7,123.68
09/09/16	42576	COA51	SC FUELS	FUEL-SHIP TO MV	7,926.78
09/09/16	42576	COA51	SC FUELS	FUEL-SHIP TO MV	8,055.80
09/09/16	42577	SCF10	SC FUELS	FUEL	1,249.05
09/09/16	42578	SEO10	SEON DESIGN, INC.	POR-12091	306.00
09/09/16	42579	SPE10	SPECTRUM AUTO	Body repair #52	2,008.77
09/09/16	42580	SPR10	SPRINT	CELL PHONE SERVICE	475.67
09/09/16	42581	STA2S	STAPLES ADVANTAGE	OFFICE SUPPLIES FY17	76.03
09/09/16	42581	STA2S	STAPLES ADVANTAGE	OFFICE SUPPLIES FY17	30.73

Board Report

MONTEREY - SALINAS TRANSIT

October 19, 2016 1:50 PM

Page 6

ADAWSON

Check Date	Check No.	No.	Name	Description	Amount (\$)
09/09/16	42581	STA2S	STAPLES ADVANTAGE	OFFICE SUPPLIES FY17	62.75
09/09/16	42581	STA2S	STAPLES ADVANTAGE	OFFICE SUPPLIES FY17	74.95
09/09/16	42581	STA2S	STAPLES ADVANTAGE	OFFICE SUPPLIES	-186.82
09/09/16	42582	SUN10	SUNSTAR MEDIA	Monthly Services FY17	200.00
09/09/16	42583	TAR10	TARGET PEST CONTROL, INC.	PEST CONTROL	35.00
09/09/16	42584	WAL2S	THOMAS WALTERS AND ASSOC INC	WASH DC CONSULTANT	5,050.00
09/09/16	42585	TOL10	TOLAR MFG CO. INC	IFB 16-04	54,236.16
09/09/16	42586	UNI20	UNITED PARCEL SERVICE	FREIGHT	960.20
09/09/16	42586	UNI20	UNITED PARCEL SERVICE	FREIGHT	901.19
09/09/16	42587	VAL36	VAL STROUGH HONDA	Non Revenue Service and Repairs FY17	612.29
09/09/16	42588	VAL25	VALLEY FABRICATION, INC	FABRICATION/REPAIRS	82.99
09/09/16	42589	VAL20	VALLEY PACIFIC PETROLEUM	LUBRICANTS FY17	4,915.66
09/09/16	42592	VAL60	VALLEY POWER SYSTEMS INC	1319	53.15
09/09/16	42592	VAL60	VALLEY POWER SYSTEMS INC	1332	192.53
09/09/16	42592	VAL60	VALLEY POWER SYSTEMS INC	1324	126.03
09/09/16	42592	VAL60	VALLEY POWER SYSTEMS INC	1319	105.31
09/09/16	42592	VAL60	VALLEY POWER SYSTEMS INC	1231	14.93
09/09/16	42592	VAL60	VALLEY POWER SYSTEMS INC	1354	170.56
09/09/16	42592	VAL60	VALLEY POWER SYSTEMS INC	1348	92.02
09/09/16	42592	VAL60	VALLEY POWER SYSTEMS INC	1340	42.39
09/09/16	42592	VAL60	VALLEY POWER SYSTEMS INC	899	486.49
09/09/16	42592	VAL60	VALLEY POWER SYSTEMS INC	866	44.10
09/09/16	42592	VAL60	VALLEY POWER SYSTEMS INC	835	254.08
09/09/16	42592	VAL60	VALLEY POWER SYSTEMS INC	831	977.11
09/09/16	42592	VAL60	VALLEY POWER SYSTEMS INC	1237	3.86
09/09/16	42592	VAL60	VALLEY POWER SYSTEMS INC	1237	5.32
09/09/16	42592	VAL60	VALLEY POWER SYSTEMS INC	1237	16.84
09/09/16	42592	VAL60	VALLEY POWER SYSTEMS INC	880	40.42
09/09/16	42592	VAL60	VALLEY POWER SYSTEMS INC	880	448.18
09/09/16	42592	VAL60	VALLEY POWER SYSTEMS INC	871	93.43
09/09/16	42592	VAL60	VALLEY POWER SYSTEMS INC	854	99.98
09/09/16	42592	VAL60	VALLEY POWER SYSTEMS INC	1210 (POR-12025)	3,552.40
09/09/16	42592	VAL60	VALLEY POWER SYSTEMS INC	786 (POR-11987)	5,680.32
09/09/16	42592	VAL60	VALLEY POWER SYSTEMS INC	REF #K22770 (CREDIT TAKEN TWICE)	305.61
09/09/16	42592	VAL60	VALLEY POWER SYSTEMS INC	1210 (POR-12025)	5,654.29
09/09/16	42593	VAV50	VAVRINEK, TRINE, DAY AND CO	AUDITING SERVICES through July 2016	15,000.00
09/09/16	42594	VER40	VERIZON WIRELESS	WIRELESS SERVICE	159.03
09/09/16	42595	WAS20	WASHINGTON STATE SUPPORT	GARNISH/2070	113.07
					511,335.57
09/19/16	42596	NIS10	NISSAN MOTOR ACCEPTANCE	NISSAN LEAF PAYMENT	794.15
09/19/16	42597	WEB10	ROBERT WEBER	NTI Workshop KY 9/25 to 9/30 5 Nights	295.00
					1,089.15
09/19/16	42598	CARHA1	CAROLYN D. HARDY	MILEAGE REIMBURSEMENT	9.83
09/19/16	42599	CARHAR	CAROLYN D. HARDY	DIRECTOR FEE FY17	100.00

Board Report

MONTEREY - SALINAS TRANSIT

October 19, 2016 1:50 PM

Page 7

ADAWSON

Check Date	Check No.	No.	Name	Description	Amount (\$)
09/19/16	42600	DOW10	ELIZABETH J DOWNEY	DIRECTORS FEES FY 17	100.00
09/19/16	42601	DOW11	ELIZABETH J DOWNEY	BOARD TRAVEL	6.26
09/19/16	42602	ARM10	FERNANDO ARMENTA	DIRECTOR FEES FY 17	100.00
09/19/16	42603	ARM11	FERNANDO ARMENTA	BOARD TRAVEL	14.58
09/19/16	42604	KENCUN	KENNETH E. CUNEO	DIRECTOR FEES	108.75
09/19/16	42605	CLA10	KRISTIN CLARK	DIRECTORS FEES FY17	100.00
09/19/16	42606	CLA11	KRISTIN CLARK	BOARD TRAVEL	2.48
09/19/16	42607	MICLE1	MICHAEL LE BARRE	TRAVEL REIMBURSEMENT	63.07
09/19/16	42608	MICLEB	MICHAEL Le BARRE	DIRECTOR FEES FY 17	100.00
09/19/16	42609	ROBBO1	ROBERT BONINCONTRI	Director Fees FY 17	100.00
09/19/16	42609	ROBBO1	ROBERT BONINCONTRI	STAFF TRAVEL	28.19
09/19/16	42610	BAR50	TONY BARRERA	DIRECTORS FEES FY 17	100.00
09/19/16	42611	BAR51	TONY BARRERA	TRAVEL REIMBURSEMENT	14.47
					947.63
09/23/16	42612	ACS10	A & C SIGNS	TRUCK 502 LETTERING	144.21
09/23/16	42613	ACC40	ACCURATE BACKGROUND, INC	Background Checks July 1-31, 2016	397.40
09/23/16	42614	BOY10	AECOM TECHNICAL SERVICES INC	REHAB AND RENOVATE TDA FACILITY	81,192.93
09/23/16	42615	AME01	AMERI PRIDE SERVICES, INC.	UNIFORM SERVICES FY17	441.81
09/23/16	42615	AME01	AMERI PRIDE SERVICES, INC.	UNIFORM LAUNDRY SERVICES FY17	31.62
09/23/16	42615	AME01	AMERI PRIDE SERVICES, INC.	UNIFORM SERVICES FY17	599.30
09/23/16	42615	AME01	AMERI PRIDE SERVICES, INC.	UNIFORM SERVICES FY17	560.38
09/23/16	42615	AME01	AMERI PRIDE SERVICES, INC.	UNIFORM SERVICES FY17	419.27
09/23/16	42615	AME01	AMERI PRIDE SERVICES, INC.	UNIFORM LAUNDRY SERVICES FY17	31.62
09/23/16	42616	AME50	AMERICAN SUPPLY COMPANY	SUPPLIES FY17	89.16
09/23/16	42616	AME50	AMERICAN SUPPLY COMPANY	SUPPLIES FY17	87.52
09/23/16	42616	AME50	AMERICAN SUPPLY COMPANY	SUPPLIES FY17	143.39
09/23/16	42616	AME50	AMERICAN SUPPLY COMPANY	SUPPLIES FY17	88.17
09/23/16	42616	AME50	AMERICAN SUPPLY COMPANY	SUPPLIES FY17	423.77
09/23/16	42616	AME50	AMERICAN SUPPLY COMPANY	SUPPLIES FY17	28.02
09/23/16	42616	AME50	AMERICAN SUPPLY COMPANY	SUPPLIES FY17	23.26
09/23/16	42616	AME50	AMERICAN SUPPLY COMPANY	SHOP SUPPLIES	155.33
09/23/16	42616	AME50	AMERICAN SUPPLY COMPANY	SUPPLIES FOR UTILITY	977.45
09/23/16	42617	THO20	ANTOINETTE THOMPSON	GARNISH/1729	386.77
09/23/16	42618	APE10	ASAP SIGNS & PRINTING	REAL TIME SIGN BRACKETS	7,906.29
09/23/16	42618	APE10	ASAP SIGNS & PRINTING	BUS ADVERTISEMENTS	156.70
09/23/16	42618	APE10	ASAP SIGNS & PRINTING	ROUNDOABOUT CONSTRUCTION STAMP	124.40
09/23/16	42618	APE10	ASAP SIGNS & PRINTING	ENGRAVED NAME PLATES	77.75
09/23/16	42619	ASA10	ASAP SIGNS & PRINTING	NAME PLATES	77.75
09/23/16	42620	AVA1S	AVAYA INC	TELEPHONE SERVICE	887.36
09/23/16	42621	NOV10	BILL'S WINDSHIELD REPAIR	WINDSHIELD REPAIRS bus 1720	49.00
09/23/16	42622	HAR75	BRIAN HUNTER HARVATH	TRAVEL REIMB APTA	153.20
09/23/16	42623	CSC10	C S C OF SALINAS	SHOP SUPPLIES/VEHICLE PARTS	120.64
09/23/16	42624	CAL82	CALIFORNIA TRANSPORT LLC	TOWING FY17 bus 1702	343.75
09/23/16	42625	CAL92	CALIFORNIA WATER SERV CO	WATER SERVICE	124.09
09/23/16	42626	CAL01	CALSTART, INC.	MEMBERSHIP 12/1/16 - 11/30/17	1,950.00
09/23/16	42627	SED50	CARL SEDORYK	9/22 1 night Long Beach CTA Exec Mtg	64.00

Board Report

MONTEREY - SALINAS TRANSIT

October 19, 2016 1:51 PM

Page 8

ADAWSON

Check Date	Check No.	No.	Name	Description	Amount (\$)
09/23/16	42628	SED50	CARL SEDORYK	9/27-9/29 DC 2 nights-CTA Leg Committee	138.00
09/23/16	42629	CAR2W	CARLON'S FIRE EXTINGUISHER	FIRST AID/FIRE EXT-FY17	195.00
09/23/16	42630	CEN25	CENTRAL COAST CAB	AUGUST 2016	1,848.00
09/23/16	42631	CLE20	CLEAR BLU ENVIRONMENTAL	EQUIPMENT MAINT.	743.11
09/23/16	42634	COM10	COMMERCIAL TRUCK CO.	902	26.74
09/23/16	42634	COM10	COMMERCIAL TRUCK CO.	902	75.59
09/23/16	42634	COM10	COMMERCIAL TRUCK CO.	897	60.08
09/23/16	42634	COM10	COMMERCIAL TRUCK CO.	1375	173.63
09/23/16	42634	COM10	COMMERCIAL TRUCK CO.	1362	16.81
09/23/16	42634	COM10	COMMERCIAL TRUCK CO.	1368	261.57
09/23/16	42634	COM10	COMMERCIAL TRUCK CO.	1370	124.48
09/23/16	42634	COM10	COMMERCIAL TRUCK CO.	1357	217.00
09/23/16	42634	COM10	COMMERCIAL TRUCK CO.	1360	97.76
09/23/16	42634	COM10	COMMERCIAL TRUCK CO.	1296	132.83
09/23/16	42634	COM10	COMMERCIAL TRUCK CO.	1405	928.01
09/23/16	42634	COM10	COMMERCIAL TRUCK CO.	1403	368.38
09/23/16	42634	COM10	COMMERCIAL TRUCK CO.	1391	50.45
09/23/16	42634	COM10	COMMERCIAL TRUCK CO.	1390	201.34
09/23/16	42634	COM10	COMMERCIAL TRUCK CO.	1383	98.65
09/23/16	42634	COM10	COMMERCIAL TRUCK CO.	937	98.39
09/23/16	42634	COM10	COMMERCIAL TRUCK CO.	934	931.85
09/23/16	42634	COM10	COMMERCIAL TRUCK CO.	921	169.51
09/23/16	42634	COM10	COMMERCIAL TRUCK CO.	921	326.92
09/23/16	42634	COM10	COMMERCIAL TRUCK CO.	918	51.33
09/23/16	42634	COM10	COMMERCIAL TRUCK CO.	913	63.48
09/23/16	42634	COM10	COMMERCIAL TRUCK CO.	910	56.07
09/23/16	42634	COM10	COMMERCIAL TRUCK CO.	935	16.60
09/23/16	42634	COM10	COMMERCIAL TRUCK CO.	1349	19.65
09/23/16	42634	COM10	COMMERCIAL TRUCK CO.	1376	195.53
09/23/16	42635	CON65	CONTE'S GENERATOR SERVICE	GENERATOR SERVICE & REPAIR FY17	525.00
09/23/16	42636	WIL30	D D WILLIAMS EQUIPMENT CO	1453	550.00
09/23/16	42637	DEA10	DEANE INDUSTRIAL MACHINING, IN	920	941.40
09/23/16	42638	DEV10	DEVIN-DURHAM-BURK	GARNISH/1925	92.31
09/23/16	42638	DEV10	DEVIN-DURHAM-BURK	GARNISH/2176	69.23
09/23/16	42639	DIE10	DIESEL MARINE ELECTRIC, INC.	1311	3,144.69
09/23/16	42639	DIE10	DIESEL MARINE ELECTRIC, INC.	1309	217.25
09/23/16	42639	DIE10	DIESEL MARINE ELECTRIC, INC.	923	121.23
09/23/16	42640	DIG3S	DIGI-KEY CORPORATION 290506	FAREBOX MAINT PARTS	52.03
09/23/16	42641	EAS10	EASTERN PNEUMATICS &	POR-12103	28.60
09/23/16	42642	ELM10	ELMERS AUTO PARTS	PARTS/SHOP SUPPLIES	19.87
09/23/16	42642	ELM10	ELMERS AUTO PARTS	PARTS/SHOP SUPPLIES	5.70
09/23/16	42642	ELM10	ELMERS AUTO PARTS	PARTS/SHOP SUPPLIES	58.98
09/23/16	42643	ENV10	ENVIRONMENTAL LOGISTICS, INC.	HAZARDOUS WASTE DISPOSAL	528.50
09/23/16	42643	ENV10	ENVIRONMENTAL LOGISTICS, INC.	HAZARDOUS WASTE DISPOSAL	1,021.25
09/23/16	42644	FAS20	FASTENAL COMPANY	MAINT SUPPLIES/VEH MAINT PARTS FY17	184.86
09/23/16	42644	FAS20	FASTENAL COMPANY	MAINT SUPPLIES/VEH MAINT PARTS FY17	121.15
09/23/16	42644	FAS20	FASTENAL COMPANY	MAINT SUPPLIES/VEH MAINT PARTS FY17	13.94
09/23/16	42644	FAS20	FASTENAL COMPANY	MAINT SUPPLIES/VEH MAINT PARTS FY17	179.49

Board Report

MONTEREY - SALINAS TRANSIT

October 19, 2016 1:51 PM

Page 9

ADAWSON

Check Date	Check No.	No.	Name	Description	Amount (\$)
09/23/16	42644	FAS20	FASTENAL COMPANY	MAINT SUPPLIES/VEH MAINT PARTS FY17	5.36
09/23/16	42644	FAS20	FASTENAL COMPANY	MAINT SUPPLIES/VEH MAINT PARTS FY17	29.25
09/23/16	42644	FAS20	FASTENAL COMPANY	MAINT SUPPLIES/VEH MAINT PARTS FY17	340.63
09/23/16	42644	FAS20	FASTENAL COMPANY	MAINT SUPPLIES/VEH MAINT PARTS FY17	29.25
09/23/16	42644	FAS20	FASTENAL COMPANY	MAINT SUPPLIES/VEH MAINT PARTS FY17	10.78
09/23/16	42645	FED1S	FEDERAL EXPRESS CORP	EXPRESS MAIL	87.39
09/23/16	42646	FIR20	FIRST ALARM		2,859.00
09/23/16	42646	FIR20	FIRST ALARM		7.48
09/23/16	42646	FIR20	FIRST ALARM		852.00
09/23/16	42646	FIR20	FIRST ALARM	Security Invoices	300.00
09/23/16	42646	FIR20	FIRST ALARM	Security Invoices	379.20
09/23/16	42646	FIR20	FIRST ALARM	Security Invoices	585.09
09/23/16	42647	GFI10	GFI GENFARE	FAREBOX PARTS FY17	455.70
09/23/16	42647	GFI10	GFI GENFARE	FAREBOX PARTS FY17	369.80
09/23/16	42647	GFI10	GFI GENFARE	FAREBOX PARTS FY17	136.82
09/23/16	42647	GFI10	GFI GENFARE	FREIGHT FOR INV # 90104853	118.25
09/23/16	42652	GIL10	GILLIG LLC	1356	116.08
09/23/16	42652	GIL10	GILLIG LLC	898	116.35
09/23/16	42652	GIL10	GILLIG LLC	1409	42.17
09/23/16	42652	GIL10	GILLIG LLC	1395	48.84
09/23/16	42652	GIL10	GILLIG LLC	1387	485.76
09/23/16	42652	GIL10	GILLIG LLC	1386	84.21
09/23/16	42652	GIL10	GILLIG LLC	925	328.52
09/23/16	42652	GIL10	GILLIG LLC	1271	53.01
09/23/16	42652	GIL10	GILLIG LLC	1271	23.65
09/23/16	42652	GIL10	GILLIG LLC	1271	346.05
09/23/16	42652	GIL10	GILLIG LLC	1365	1,387.63
09/23/16	42652	GIL10	GILLIG LLC	1366	108.00
09/23/16	42652	GIL10	GILLIG LLC	1363	307.75
09/23/16	42652	GIL10	GILLIG LLC	1359	465.25
09/23/16	42652	GIL10	GILLIG LLC	1281	176.72
09/23/16	42652	GIL10	GILLIG LLC	1385	772.36
09/23/16	42652	GIL10	GILLIG LLC	1380	53.18
09/23/16	42652	GIL10	GILLIG LLC	1379	88.49
09/23/16	42652	GIL10	GILLIG LLC	1374	243.19
09/23/16	42652	GIL10	GILLIG LLC	1371	55.94
09/23/16	42652	GIL10	GILLIG LLC	1271	1,620.15
09/23/16	42652	GIL10	GILLIG LLC	919	280.49
09/23/16	42652	GIL10	GILLIG LLC	914	27.38
09/23/16	42652	GIL10	GILLIG LLC	911	160.44
09/23/16	42652	GIL10	GILLIG LLC	908	159.30
09/23/16	42652	GIL10	GILLIG LLC	904	21.61
09/23/16	42652	GIL10	GILLIG LLC	904	29.21
09/23/16	42652	GIL10	GILLIG LLC	901	141.86
09/23/16	42652	GIL10	GILLIG LLC	900	237.93
09/23/16	42652	GIL10	GILLIG LLC	886	3.40
09/23/16	42652	GIL10	GILLIG LLC	323012 (not ours credit 5038182)	611.88
09/23/16	42652	GIL10	GILLIG LLC	1271	149.08

Board Report

MONTEREY - SALINAS TRANSIT

October 19, 2016 1:51 PM

Page 10

ADAWSON

Check Date	Check No.	No.	Name	Description	Amount (\$)
09/23/16	42652	GIL10	GILLIG LLC	1251	57.54
09/23/16	42652	GIL10	GILLIG LLC	1251	426.58
09/23/16	42652	GIL10	GILLIG LLC	1400 (POR-12106)	7,484.73
09/23/16	42652	GIL10	GILLIG LLC	323012 (correction inv for 40256871)	-611.88
09/23/16	42652	GIL10	GILLIG LLC	1012	-275.47
09/23/16	42652	GIL10	GILLIG LLC	929	243.25
09/23/16	42652	GIL10	GILLIG LLC	914	61.49
09/23/16	42652	GIL10	GILLIG LLC	1306	217.25
09/23/16	42652	GIL10	GILLIG LLC	1398	160.37
09/23/16	42652	GIL10	GILLIG LLC	754	-224.02
09/23/16	42652	GIL10	GILLIG LLC	1264	-240.61
09/23/16	42652	GIL10	GILLIG LLC	1251	-57.54
09/23/16	42652	GIL10	GILLIG LLC	1221	-864.93
09/23/16	42653	GLO40	GLOBAL PERFORMANCE	RECRUITING SERVICES	750.00
09/23/16	42654	GOO1S	GOODYEAR TIRE - RUBBER CO	TIRE LEASE & SERVICE CONTRACT FY17	11,902.79
09/23/16	42654	GOO1S	GOODYEAR TIRE - RUBBER CO	TIRE LEASE & SERVICE CONTRACT FY17	5,695.00
09/23/16	42654	GOO1S	GOODYEAR TIRE - RUBBER CO	TIRE LEASE & SERVICE CONTRACT FY17	122.50
09/23/16	42654	GOO1S	GOODYEAR TIRE - RUBBER CO	TIRE LEASE & SERVICE CONTRACT FY17	957.31
09/23/16	42655	GRA30	GRAINGER	SHOP/MAINT SUPPLIES FY17	15.86
09/23/16	42655	GRA30	GRAINGER	SHOP/MAINT SUPPLIES FY17	12.23
09/23/16	42655	GRA30	GRAINGER	SHOP/MAINT SUPPLIES FY17	91.13
09/23/16	42655	GRA30	GRAINGER	SHOP/MAINT SUPPLIES FY17	218.34
09/23/16	42655	GRA30	GRAINGER	SHOP/MAINT SUPPLIES FY17	56.94
09/23/16	42655	GRA30	GRAINGER	SHOP/MAINT SUPPLIES	307.51
09/23/16	42656	GRE50	GREEN VALLEY INDUSTRIAL SUPPLY INC		66.71
09/23/16	42657	GRE60	GREENWASTE RECOVERY, INC.	MTX WASTE DISPOSAL	232.30
09/23/16	42658	HAW15	HAWKINS TRAFFIC SAFETY	SAFETY SIGNS/MATERIALS	742.70
09/23/16	42658	HAW15	HAWKINS TRAFFIC SAFETY	SAFETY SIGNS/MATERIALS	321.04
09/23/16	42659	HOL31	HOLT DIST. & CLEAN AIR FILTER CO.	1343	225.61
09/23/16	42659	HOL31	HOLT DIST. & CLEAN AIR FILTER CO.	909	90.00
09/23/16	42660	HYD25	HYDROTEX PARTNERS, LTD.	DIESEL TANK CLEANING FLUID	2,499.74
09/23/16	42661	ICM10	ICMA RETIREMENT TRUST-457	EE CONTRIBUTIONS	2,036.53
09/23/16	42662	IMP10	IMPERIAL SUPPLIES LLC	SHOP SUPPLIES FY17	72.10
09/23/16	42662	IMP10	IMPERIAL SUPPLIES LLC	SHOP SUPPLIES FY17	109.16
09/23/16	42662	IMP10	IMPERIAL SUPPLIES LLC	SHOP SUPPLIES FY17	242.45
09/23/16	42662	IMP10	IMPERIAL SUPPLIES LLC	SHOP SUPPLIES FY17	119.54
09/23/16	42662	IMP10	IMPERIAL SUPPLIES LLC	SHOP SUPPLIES FY17	154.20
09/23/16	42662	IMP10	IMPERIAL SUPPLIES LLC	SHOP SUPPLIES FY17	23.06
09/23/16	42662	IMP10	IMPERIAL SUPPLIES LLC	SHOP SUPPLIES FY17	377.34
09/23/16	42662	IMP10	IMPERIAL SUPPLIES LLC	SHOP SUPPLIES FY17	179.35
09/23/16	42663	INT10	INTEGRITY PRINTING SERVICE	PRINTING FY17	640.89
09/23/16	42663	INT10	INTEGRITY PRINTING SERVICE	PRINTING FY17	1,516.41
09/23/16	42664	JET1S	JET REPORTS	Annual Enhancement 11/8/16 - 11/8/17	845.60
09/23/16	42665	JOH20	JOHNSON ASSOCIATES	VEHICLE/TRAILER MAINT PARTS	132.53
09/23/16	42665	JOH20	JOHNSON ASSOCIATES	VEHICLE/TRAILER MAINT PARTS	125.49
09/23/16	42666	KEL20	KELLY-MOORE PAINT CO	PAINT SUPPLIES	57.22
09/23/16	42667	LAN10	LANGUAGE LINE SERVICES	OVER THE PHONE INTERPRETATION	231.75
09/23/16	42668	MAR27	MARINA COAST WATER DIST	WATER SERVICE/MTX	213.93

Board Report

MONTEREY - SALINAS TRANSIT

October 19, 2016 1:51 PM

Page 11

ADAWSON

Check Date	Check No.	No.	Name	Description	Amount (\$)
09/23/16	42669	MCI2S	MCI SERVICE PARTS INC	1426	61.28
09/23/16	42669	MCI2S	MCI SERVICE PARTS INC	1367	299.63
09/23/16	42669	MCI2S	MCI SERVICE PARTS INC	1384	25.43
09/23/16	42669	MCI2S	MCI SERVICE PARTS INC	1369	473.79
09/23/16	42669	MCI2S	MCI SERVICE PARTS INC	1305	472.51
09/23/16	42669	MCI2S	MCI SERVICE PARTS INC	1305	-472.51
09/23/16	42669	MCI2S	MCI SERVICE PARTS INC	1136	268.30
09/23/16	42669	MCI2S	MCI SERVICE PARTS INC	1158	-312.45
09/23/16	42669	MCI2S	MCI SERVICE PARTS INC	1158	-15.12
09/23/16	42670	MES10	MEDICAL EYE SERVICES, INC.	VISION INSURANCE	2,736.72
09/23/16	42671	MET01	METLIFE SMALL BUSINESS CENTER	DENTAL/LIFE KM05912873	23,678.54
09/23/16	42672	MON23	MONTEREY BAY URGENT CARE	PHYSICAL EXAMS FY17- URQUIDEZ, C	80.00
09/23/16	42672	MON23	MONTEREY BAY URGENT CARE	PHYSICAL EXAMS FY17- HILLIARD, PATRICK	80.00
09/23/16	42672	MON23	MONTEREY BAY URGENT CARE	PHYSICAL EXAMS FY17- COLBURN, S	80.00
09/23/16	42672	MON23	MONTEREY BAY URGENT CARE	PHYSICAL EXAMS FY17- COLBURN, S	80.00
09/23/16	42672	MON23	MONTEREY BAY URGENT CARE	PHYSICAL EXAMS FY17- TINGLEY, S	80.00
09/23/16	42673	MON38	MONTEREY COUNTY SHERIFF	GARNISH/2091	132.00
09/23/16	42674	MON46	MONTEREY PENINSULA ENGINEERING	CIVIL CONTRACTOR	38,485.00
09/23/16	42675	MON56	MONTEREY PENINSULA WATER	TDA Water Permit Fee	564.00
09/23/16	42676	MON51	MONTEREY REGIONAL WATER	SEWER SERVICE	59.84
09/23/16	42676	MON51	MONTEREY REGIONAL WATER	SEWER SERVICE	29.92
09/23/16	42677	NAP10	NAPA AUTO PARTS OF SALINAS	VEHICLE MAINT SUPPLIES	52.34
09/23/16	42678	NIC20	NICHOLSON PETROLEUM	EQUIP MAINT	80.00
09/23/16	42678	NIC20	NICHOLSON PETROLEUM	EQUIP MAINT	80.00
09/23/16	42679	OKL10	OKLAHOMA DEPT OF HUMAN SVCS	GARNISH/2132	165.36
09/23/16	42680	PAC20	PACIFIC GAS AND ELECTRIC CO	UTILITIES	244.42
09/23/16	42680	PAC20	PACIFIC GAS AND ELECTRIC CO	UTILITIES	24.55
09/23/16	42680	PAC20	PACIFIC GAS AND ELECTRIC CO	UTILITIES	13,251.53
09/23/16	42681	PAC60	PACIFIC TRUCK PARTS INC	1043	871.54
09/23/16	42681	PAC60	PACIFIC TRUCK PARTS INC	912	286.23
09/23/16	42681	PAC60	PACIFIC TRUCK PARTS INC	903	163.87
09/23/16	42681	PAC60	PACIFIC TRUCK PARTS INC	896	294.10
09/23/16	42681	PAC60	PACIFIC TRUCK PARTS INC	1353	594.35
09/23/16	42681	PAC60	PACIFIC TRUCK PARTS INC	1392	1,040.12
09/23/16	42681	PAC60	PACIFIC TRUCK PARTS INC	926	588.20
09/23/16	42682	PAC80	PACIFIC WEST WATER	WATER DISPENSER RENTAL	1,300.70
09/23/16	42684	PIN30	PINNACLE HEATHCARE HOLLISTER	PHYSICAL EXAMS OCHOA, J	55.00
09/23/16	42684	PIN30	PINNACLE HEATHCARE HOLLISTER	PHYSICAL EXAMS OCHOA, J	55.00
09/23/16	42684	PIN30	PINNACLE HEATHCARE HOLLISTER	PHYSICAL EXAMS OCHOA, J	55.00
09/23/16	42684	PIN30	PINNACLE HEATHCARE HOLLISTER	PHYSICAL EXAMS VALENCIA, C	40.00
09/23/16	42684	PIN30	PINNACLE HEATHCARE HOLLISTER	PHYSICAL EXAMS ALEGAR ROCHA, J	40.00
09/23/16	42684	PIN30	PINNACLE HEATHCARE HOLLISTER	PHYSICAL EXAMS PEREZ, EVA	40.00
09/23/16	42684	PIN30	PINNACLE HEATHCARE HOLLISTER	PHYSICAL EXAMS GARCIA, G	55.00
09/23/16	42684	PIN30	PINNACLE HEATHCARE HOLLISTER	PHYSICAL EXAMS FIGUEROA, F	55.00
09/23/16	42684	PIN30	PINNACLE HEATHCARE HOLLISTER	PHYSICAL EXAMS SANCHEZ, E	55.00
09/23/16	42684	PIN30	PINNACLE HEATHCARE HOLLISTER	PHYSICAL EXAMS BURCHELL, B	55.00
09/23/16	42684	PIN30	PINNACLE HEATHCARE HOLLISTER	PHYSICAL EXAMS MARTINEZ, HECTOR	55.00
09/23/16	42685	PIT20	PITNEY BOWES	SUPPLIES / METER RENTAL	40.69

Board Report

MONTEREY - SALINAS TRANSIT

October 19, 2016 1:51 PM

Page 12

ADAWSON

Check Date	Check No.	No.	Name	Description	Amount (\$)
09/23/16	42686	POT30	POTTER'S ELECTRONICS	COMPUTER SUPPLIES	21.62
09/23/16	42686	POT30	POTTER'S ELECTRONICS	COMPUTER SUPPLIES	16.29
09/23/16	42686	POT30	POTTER'S ELECTRONICS	COMPUTER SUPPLIES	68.98
09/23/16	42687	PRE40	PREFERRED ALLIANCE INC	DRUG & ALCOHOL TESTING	425.00
09/23/16	42687	PRE40	PREFERRED ALLIANCE INC	DRUG & ALCOHOL TESTING	1,090.00
09/23/16	42688	PRE30	PREMIUM AUTO PARTS INC.	VEHICLE MAINT PARTS/SHOP SUPPLIES FY1	9.56
09/23/16	42688	PRE30	PREMIUM AUTO PARTS INC.	VEHICLE MAINT PARTS/SHOP SUPPLIES FY1	4.82
09/23/16	42688	PRE30	PREMIUM AUTO PARTS INC.	VEHICLE MAINT PARTS/SHOP SUPPLIES FY1	18.38
09/23/16	42688	PRE30	PREMIUM AUTO PARTS INC.	VEHICLE MAINT PARTS/SHOP SUPPLIES FY1	16.67
09/23/16	42688	PRE30	PREMIUM AUTO PARTS INC.	VEHICLE MAINT PARTS/SHOP SUPPLIES FY1	41.72
09/23/16	42688	PRE30	PREMIUM AUTO PARTS INC.	VEHICLE MAINT PARTS/SHOP SUPPLIES FY1	160.71
09/23/16	42688	PRE30	PREMIUM AUTO PARTS INC.	VEHICLE MAINT PARTS/SHOP SUPPLIES FY1	137.90
09/23/16	42688	PRE30	PREMIUM AUTO PARTS INC.	VEHICLE MAINT PARTS/SHOP SUPPLIES FY1	18.05
09/23/16	42688	PRE30	PREMIUM AUTO PARTS INC.	VEHICLE MAINT PARTS/SHOP SUPPLIES FY1	20.53
09/23/16	42688	PRE30	PREMIUM AUTO PARTS INC.	VEHICLE MAINT PARTS/SHOP SUPPLIES FY1	23.82
09/23/16	42689	PRO60	PROBUILD COMPANY, LLC	LUMBER / BUILDING SUPPLIES	16.67
09/23/16	42690	RAY10	RAYNE TECHNOLOGY SOULUTIONS, INC	por-12136	112.50
09/23/16	42691	BRO60	REPUBLIC SERVICES	WASTE DISPOSAL SERVICES	789.85
09/23/16	42691	BRO60	REPUBLIC SERVICES	WASTE DISPOSAL SERVICES	411.88
09/23/16	42691	BRO60	REPUBLIC SERVICES	WASTE DISPOSAL SERVICES	122.24
09/23/16	42692	SAF1S	SAFETY-KLEEN CORP	SOLVENT CLEANER SERVICE	150.88
09/23/16	42693	SAL50	SALINAS VALLEY FORD SLS	SUPPORT VEHICLE MAINT 497	3,017.02
09/23/16	42694	SAL91	SALINAS YELLOW CAB CO, LLC	JULY 2016	21,252.00
09/23/16	42695	COA50	SC FUELS	PUMP OUT CONTAMINATION	-2,047.15
09/23/16	42695	COA50	SC FUELS	DIESEL	13,033.22
09/23/16	42695	COA50	SC FUELS	DIESEL	14,474.13
09/23/16	42695	COA50	SC FUELS	DIESEL	13,649.55
09/23/16	42695	COA50	SC FUELS	DIESEL	13,941.98
09/23/16	42695	COA50	SC FUELS	DIESEL	13,385.48
09/23/16	42696	COA51	SC FUELS	FUEL-SHIP TO MV	8,424.41
09/23/16	42696	COA51	SC FUELS	FUEL-SHIP TO MV	7,753.02
09/23/16	42696	COA51	SC FUELS	FUEL-SHIP TO MV	7,484.61
09/23/16	42697	SCF10	SC FUELS	FUEL	519.78
09/23/16	42697	SCF10	SC FUELS	FUEL	1,322.74
09/23/16	42697	SCF10	SC FUELS	FUEL	1,013.39
09/23/16	42698	SIG10	SIGN WORKS	SIGNAGE decals	176.47
09/23/16	42698	SIG10	SIGN WORKS	MONUMENT SIGNAGE AT 19 UPPER RAGSDA	2,954.92
09/23/16	42698	SIG10	SIGN WORKS	DIRECTIONAL SINGAGE FOR CAMP ROBERT	244.41
09/23/16	42698	SIG10	SIGN WORKS	SIGNAGE FY17	1,062.35
09/23/16	42698	SIG10	SIGN WORKS	WI-FI DECALS	75.00
09/23/16	42698	SIG10	SIGN WORKS	WI-FI DECALS	6.47
09/23/16	42699	SPE10	SPECTRUM AUTO	Body repair #1704	1,521.05
09/23/16	42700	SPR20	SPRINGBOARD	TEMPORARY BUSINESS CARD PRINTING	225.00
09/23/16	42701	SUP20	SUPPORT PAYMENT CLEARINGHOUSE	GARNISHMENT	260.01
09/23/16	42702	TAR10	TARGET PEST CONTROL, INC.	PEST CONTROL	40.00
09/23/16	42703	TES10	TESSCO, INC.		79.40
09/23/16	42704	TIM20	TIMS GARDENING SERVICE	LANDSCAPING SERVICES FY17	2,046.60
09/23/16	42705	TIM20	TIMS GARDENING SERVICE	LANDSCAPING SERVICES FY17	825.00

Board Report

MONTEREY - SALINAS TRANSIT

October 19, 2016 1:51 PM

Page 13

ADAWSON

Check Date	Check No.	No.	Name	Description	Amount (\$)
09/23/16	42706	TIM20	TIMS GARDENING SERVICE	LANDSCAPING SERVICES FY17	302.40
09/23/16	42707	TIM20	TIMS GARDENING SERVICE	LANDSCAPING SERVICES FY17	180.00
09/23/16	42708	HIC10	TOM HICKS	CalACT/APTA - So CA 9/8-13/16	320.00
09/23/16	42709	TRA1S	TRANSAMERICA LIFE INSURANCE CO	SUPPLEMENTAL LIFE INS.	93.98
09/23/16	42710	TRA10	TRANSIT PRO	Recruiting Services	1,488.25
09/23/16	42711	VAL36	VAL STROUGH HONDA	Non Revenue Service and Repairs FY17	45.35
09/23/16	42712	PEN20	VALLEY AG UPHOLSTERY	MISC MAINT SUPPLIES	22.70
09/23/16	42713	VAL25	VALLEY FABRICATION, INC	FABRICATION/REPAIRS	76.50
09/23/16	42714	VAL20	VALLEY PACIFIC PETROLEUM	LUBRICANTS FY17	1,466.18
09/23/16	42714	VAL20	VALLEY PACIFIC PETROLEUM	LUBRICANTS FY17	1,391.48
09/23/16	42714	VAL20	VALLEY PACIFIC PETROLEUM	LUBRICANTS FY17	1,053.46
09/23/16	42717	VAL60	VALLEY POWER SYSTEMS INC	1393	159.12
09/23/16	42717	VAL60	VALLEY POWER SYSTEMS INC	1449	129.44
09/23/16	42717	VAL60	VALLEY POWER SYSTEMS INC	1364	22.59
09/23/16	42717	VAL60	VALLEY POWER SYSTEMS INC	927	2,284.46
09/23/16	42717	VAL60	VALLEY POWER SYSTEMS INC	924	77.06
09/23/16	42717	VAL60	VALLEY POWER SYSTEMS INC	1416	40.67
09/23/16	42717	VAL60	VALLEY POWER SYSTEMS INC	907	210.68
09/23/16	42717	VAL60	VALLEY POWER SYSTEMS INC	887	896.35
09/23/16	42717	VAL60	VALLEY POWER SYSTEMS INC	1406	291.55
09/23/16	42717	VAL60	VALLEY POWER SYSTEMS INC	1382	38.50
09/23/16	42717	VAL60	VALLEY POWER SYSTEMS INC	1364	603.06
09/23/16	42717	VAL60	VALLEY POWER SYSTEMS INC	1350	569.35
09/23/16	42717	VAL60	VALLEY POWER SYSTEMS INC	835	-182.38
09/23/16	42717	VAL60	VALLEY POWER SYSTEMS INC	1350	-267.49
09/23/16	42717	VAL60	VALLEY POWER SYSTEMS INC	958	144.55
09/23/16	42717	VAL60	VALLEY POWER SYSTEMS INC	1424	125.58
09/23/16	42717	VAL60	VALLEY POWER SYSTEMS INC	933	93.43
09/23/16	42717	VAL60	VALLEY POWER SYSTEMS INC	1372	120.12
09/23/16	42717	VAL60	VALLEY POWER SYSTEMS INC	1364	-145.29
09/23/16	42717	VAL60	VALLEY POWER SYSTEMS INC	1231	-145.29
09/23/16	42717	VAL60	VALLEY POWER SYSTEMS INC	363	-4,073.44
09/23/16	42718	VER40	VERIZON WIRELESS	WIRELESS SERVICE	204.80
09/23/16	42719	VIC10	VICTORY TOYOTA/ LEXUS MONTEREY P	SUPPORT VEHICLE MAINTENANCE/repairs	738.42
09/23/16	42720	WAS20	WASHINGTON STATE SUPPORT	GARNISH/2070	113.07
					392,325.47
09/23/16	42721	DAVPE1	DAVID K PENDERGRASS	TRAVEL REIMBURSEMENT-MILEAGE	4.86
09/23/16	42722	DAVPEN	DAVID K PENDERGRASS	DIRECTORS FEES FY 17	100.00
09/23/16	42723	DAVPA1	DAVID PACHECO	TRAVEL REIMBURSEMENT-MILEAGE	4.00
					108.86
09/23/16	42724	DAVPAC	DAVID PACHECO	DIRECTOR FEES FY 17	100.00
09/23/16	42725	FRAOC1	FRANCIS O CONNELL	TRAVEL REIMBURSEMENT-MILEAGE	10.58
09/23/16	42726	FRAOCO	FRANCIS O CONNELL	DIRECTORS FEES FY 17	100.00

Board Report

MONTEREY - SALINAS TRANSIT

October 19, 2016 1:51 PM

Page 14

ADAWSON

Check Date	Check No.	No.	Name	Description	Amount (\$)
					210.58
09/26/16	42727	ALL01	ALLIANCE ON AGING, INC.	247 MAIN ST, ROOM 106	565.00
09/26/16	42728	CHA10	CHAN ASSOCIATES LLC	3MC RENT	4,000.00
09/26/16	42729	LEH10	Lehman James Pinckney, Jr., Trustee	19 UPPER RAGS#100-LT NOTE	6,640.82
09/26/16	42730	MAR45	MARY H. NINO REVOCABLE TRUST	RENT- 201 PEARL ST, MONTEREY	3,300.00
09/26/16	42731	PIT30	PITNEY BOWES	POSTAGE ACCT 11226164	500.00
09/26/16	42732	MPPM1	PROFESSIONAL OFFICE CONDO	ASSOC DUES-19 UPPER RAGSDALE	6,724.00
09/26/16	42733	SAF10	SAF KEEP STORAGE-DEL REY OAKS	STORAGE RENT-#267053 UNIT 1003	448.00
					22,177.82
09/28/16	42734	HAR75	BRIAN HUNTER HARVATH	09/26-09/29 3 Nights Washington DC- CTA	207.00
09/28/16	42735	JAMLOP	JAMES LOPEZ	10/9 -10/14 5 nights SF Sam Trans Training	370.00
09/28/16	42736	MON53	MONTEREY SIGNS INC.	Decal replacement	1,140.04
09/28/16	42737	MVT11	MV TRANSPORTATION INC.	CONTRACT TRANSPORTATION-AUG	678,599.95
09/28/16	42737	MVT11	MV TRANSPORTATION INC.	FAREBOX COLLECTION-AUG	-22,875.68
09/28/16	42737	MVT11	MV TRANSPORTATION INC.	CREDIT - SOUTH COUNTY WIRELESS	-136.89
09/28/16	42738	RANASC	RANDY ASCENCIO	10/9-10/14 5 nights SF SAMTRANS Training	370.00
09/28/16	42739	SMA10	ZOE SHOATS	Reimbursement for photo prints LAB	115.77
					657,790.19
09/28/16	42740	MON53	MONTEREY SIGNS INC.	REAL TIME INFO FLAGS DEPOSIT	7,248.00
					7,248.00
09/29/16	42741	ATT10	AT&T	TELEPHONE SERVICE	2,292.68
09/29/16	42741	ATT10	AT&T	TELEPHONE SERVICE	167.92
09/29/16	42742	USB1S	U.S. BANK CORP PAYMENT SYSTEM	CAL-CARD/MISC PURCHASES	26,702.85
					29,163.45
Grand Total					1,652,210.76