

To: Board of Directors

From: C. Sedoryk, General Manager/CEO

Subject: Monthly Report – November/December 2016

Attached is a summary of monthly performance statistics for the Transportation, Maintenance, and Administration departments for November / December 2016 (Attachments 1-5). Overall performance results still fall within acceptable standards year to date. However, staff is monitoring a recent increase in the frequency of preventable accidents since July 2016. While the severity of the accidents have been mostly minor in nature the MST safety committee comprised of coach operators, maintenance and administrative professionals is reviewing the data to recommend specific actions to reverse this trend.

November 16 - 19 I attended the California Transit Association Annual Conference and Product Showcase in Oakland, CA. At the conference I attended a meeting of the association executive committee, a variety of workshops and participated on a panel focusing on federal, state and local election results and their impact on transit.

November 30 - December 2, I traveled to Washington DC to attend meetings of the American Public Transit Association Board of Directors and participated in National Center for Mobility Management peer exchange which focused on how transit agencies are working with new technologies, Transportation Network Companies and other mobility service providers to move customers. Staff and our lobbyist Don Gilchrest of Thomas Walters and Associates

Attachment #1 – Dashboard Performance Statistics

Attachment #2 – Operations Dept. Report – November/December 2016

Attachment #3 – Facilities & Maintenance Dept. Report – November/December 2016

Attachment #4 – Administration Dept. Report – November/December 2016

Attachment # 5 - FY 2017 Action Plan Quarterly Update

Attachment #6 - Itinerary of Washington DC Meetings - November 30 - December 1

A complete detail of Monthly Performance Statistics can be viewed within the GM Report at <http://www.mst.org/about-mst/board-of-directors/board-meetings/>

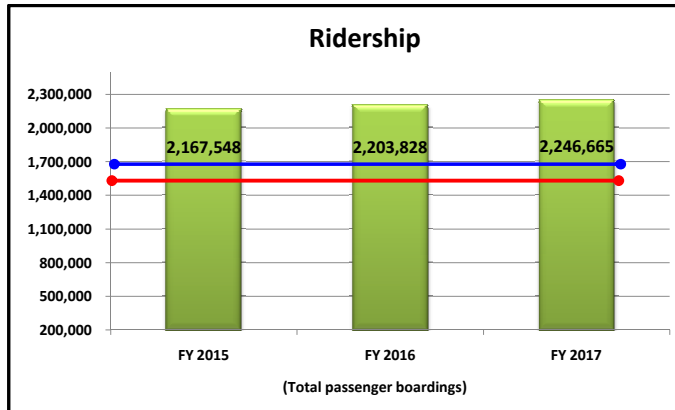
Prepared by:  _____

MST Fixed Route

YTD Dashboard Performance Comparative Statistics

Months of July - December

Fiscal Years 2015-2017

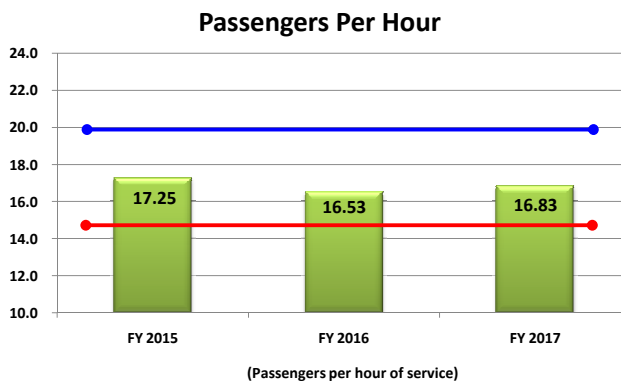


Goal = 1,613,499 passengers

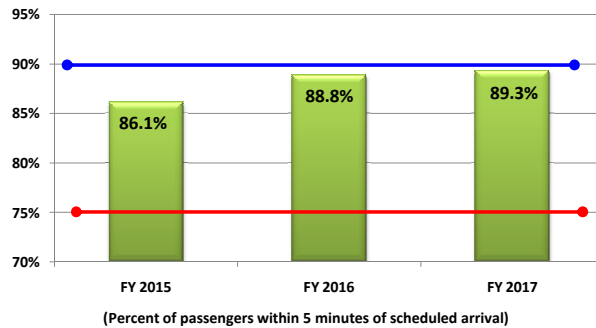
Minimum = 1,423,676 passengers

Goal = 20 passengers p/h

Minimum = 15 passengers p/h



On Time Performance

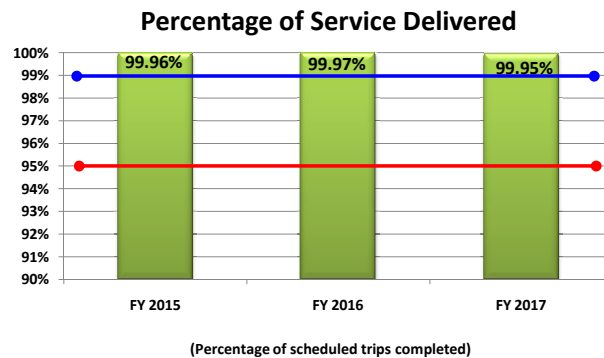


Goal = 90% on time

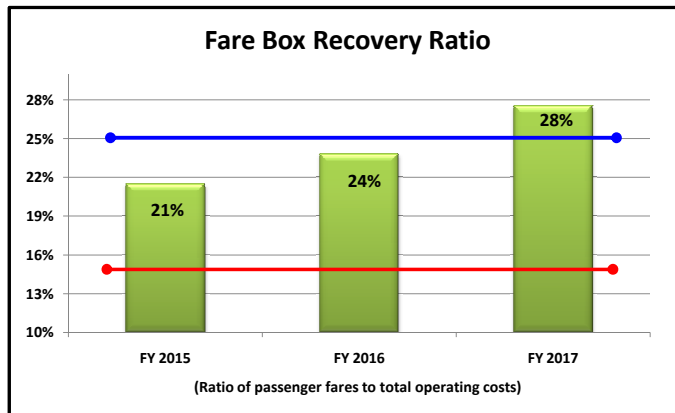
Minimum = 75% on time

Goal = 99% completed

Minimum = 95% completed



MST Fixed Route YTD Dashboard Performance Comparative Statistics Months of July - December Fiscal Years 2015-2017

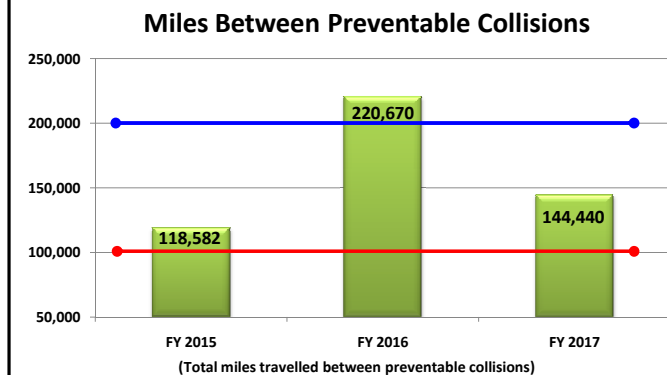
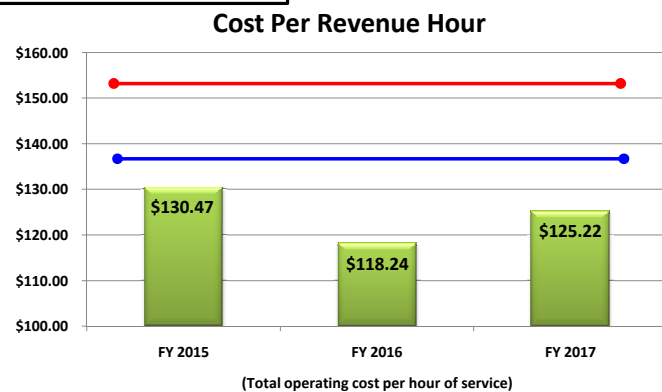


Goal = 25%

Minimum = 15%

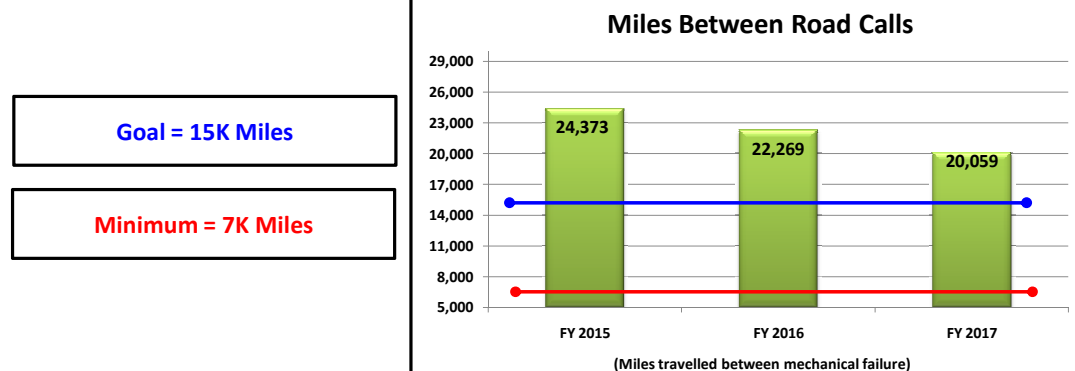
Maximum = \$153.28 per RH

Goal = \$139.35 per RH



Goal = 200K Miles

Minimum = 100K Miles



Goal = 15K Miles

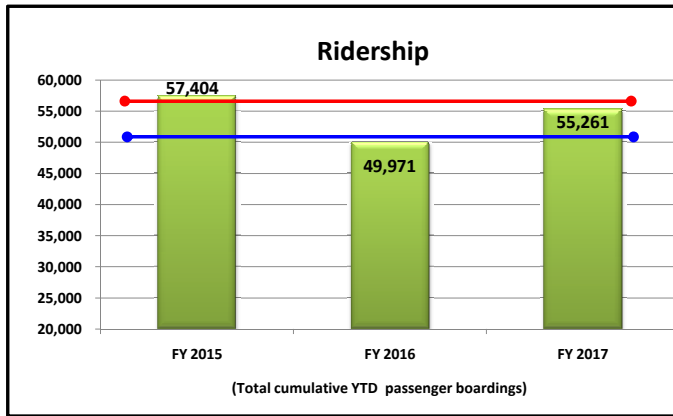
Minimum = 7K Miles

MST RIDES

YTD Dashboard Performance Comparative Statistics

Months of July - December

Fiscal Years 2015-2017

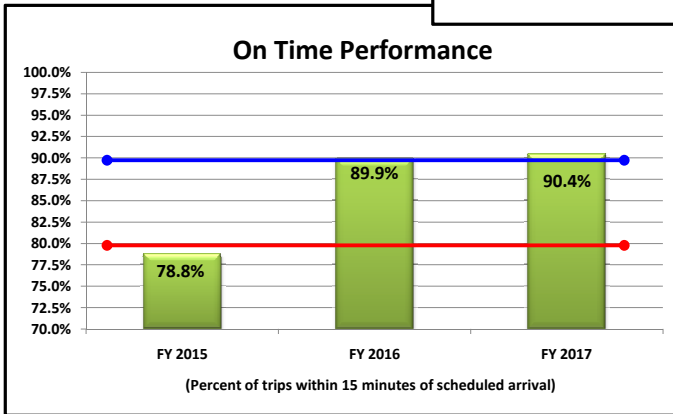
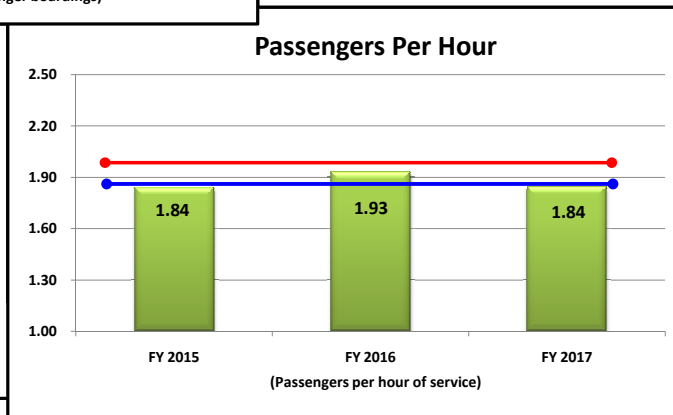


Goal = 51,470 passengers

Maximum = 56,617 passengers

Goal = 1.87 passengers p/h

Maximum = 2.06 passengers p/h

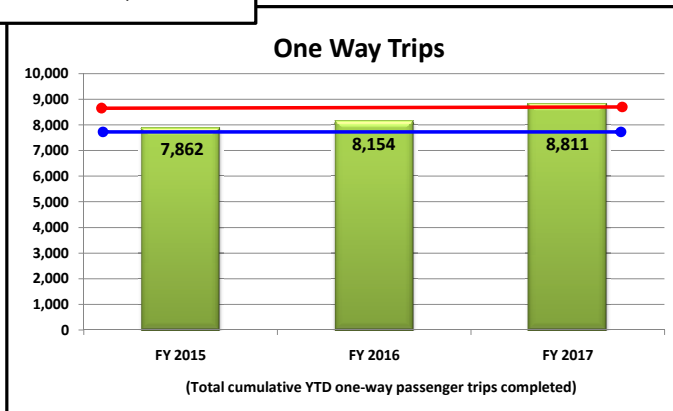


Goal = 90% on time

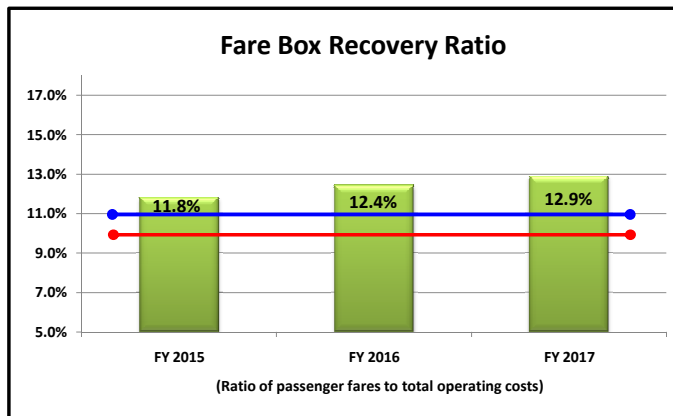
Minimum = 80% on time

Maximum = 8,723 one-way trips

Goal = 7,930 one-way trips



MST RIDES YTD Dashboard Performance Comparative Statistics Months of July - December Fiscal Years 2015-2017

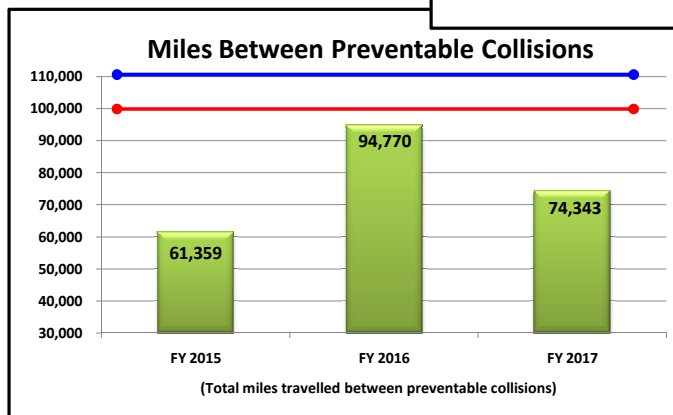
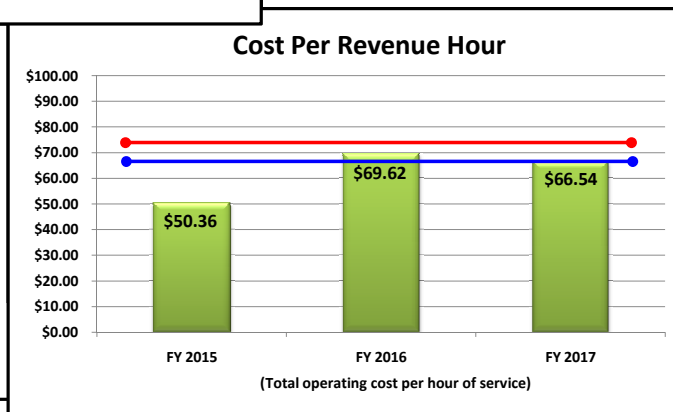


Goal = 11%

Minimum = 10%

Goal = \$67.58

Maximum = \$74.34

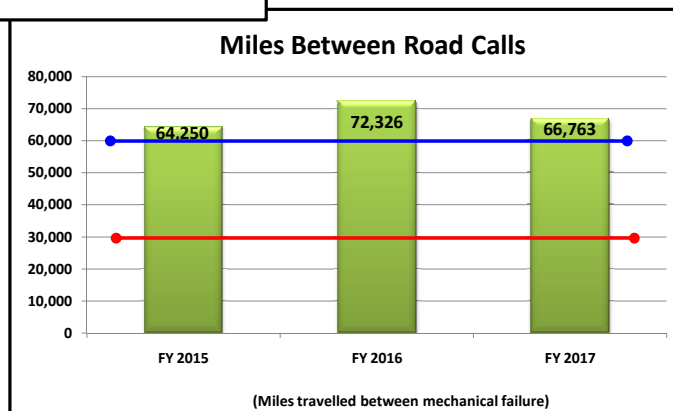


Goal = 110K Miles

Minimum = 100K Miles

Goal = 60,000 miles

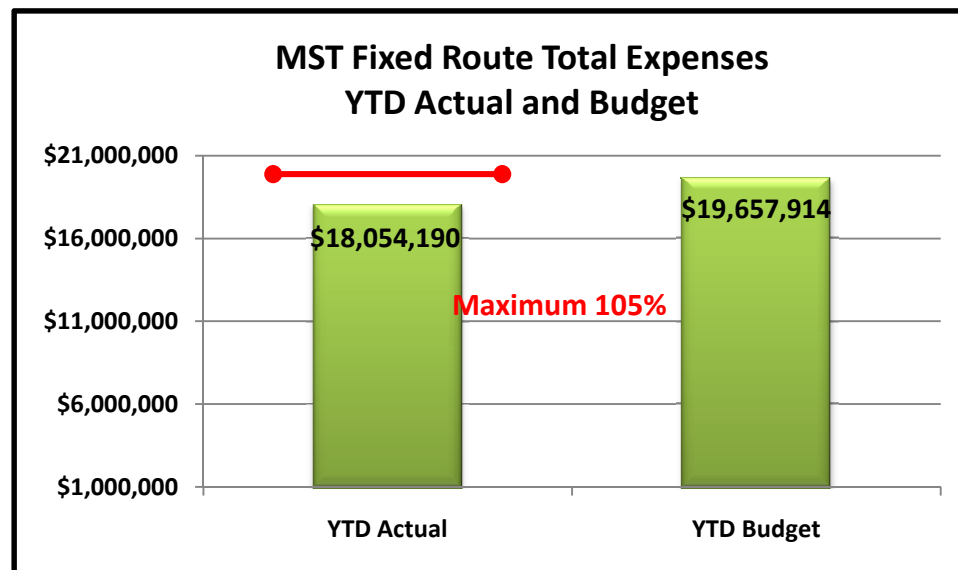
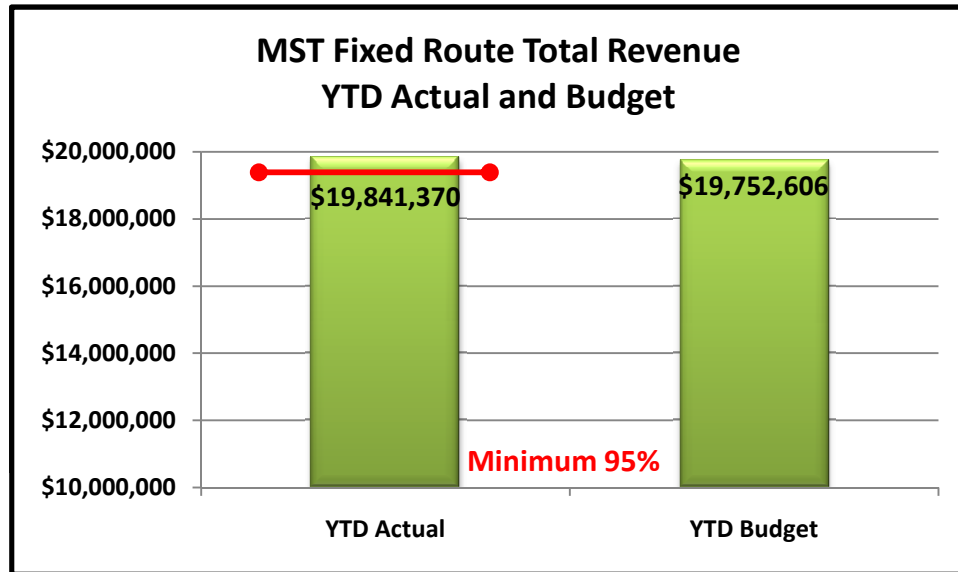
Minimum = 30,000 miles



MST Fixed Route

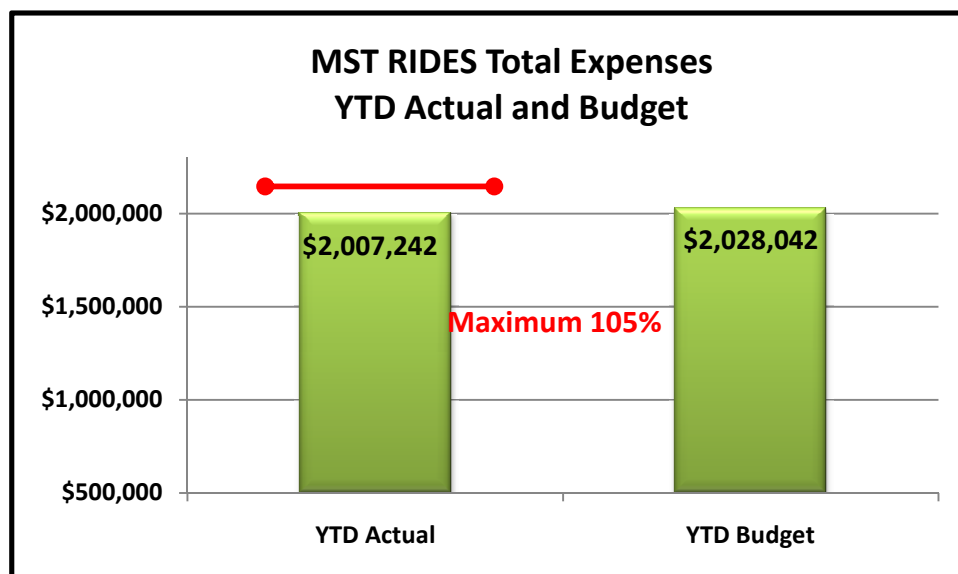
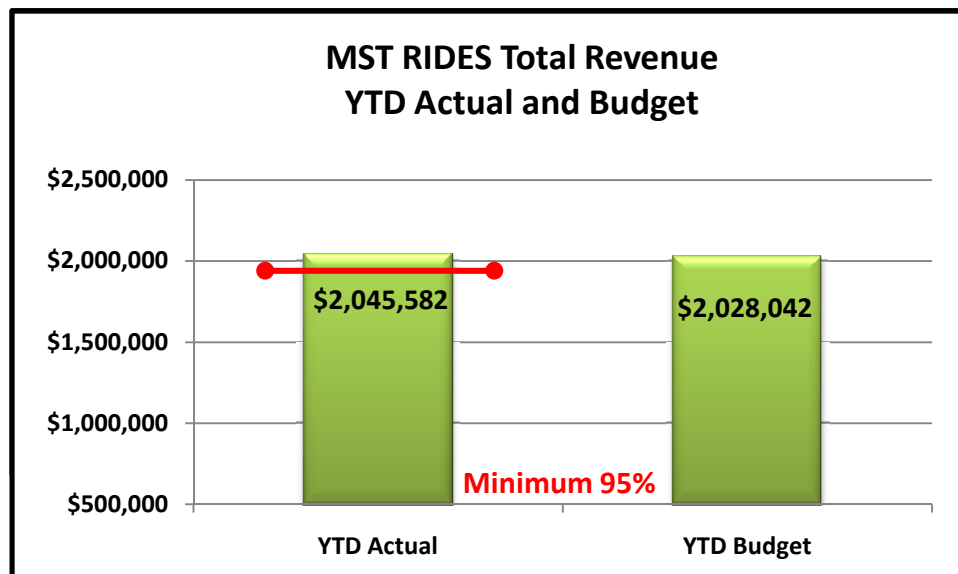
Financial Performance Comparative Statistics

July - December
Fiscal Year 2017



MST RIDES

Financial Performance Comparative Statistics July - December Fiscal Year 2017



December 21, 2016

To: Mike Hernandez, Assistant General Manager / C.O.O.

From: Robert Weber, Director - Transportation Services

Cc: MST Board of Directors

Subject: **Transportation Department Monthly Report – November 2016**

FIXED ROUTE BUS OPERATIONS:

System Wide Service: (Fixed Route & On Call Services):

Preliminary boarding statistics indicate that ridership increased by 2.92% in November 2016, (338,846), as compared to November 2015, (329,224). Fiscal year to date – passenger boardings have increased by 2.60% as compared to the same period last year.

Productivity increased slightly from November of last year (14.9) to 15.1 passengers per hour for November of this year.

Supplemental / Special Services:

November 27: MST provided supplemental services during the annual Salinas Holiday Parade of lights transporting 85 passengers – increasing from 21 passengers transported during last year's event.

System Wide Statistics:

- Ridership: 338,846
- Vehicle Revenue Hours: 22,328
- Vehicle Revenue Miles: 365,437
- System Productivity: 15.1 Passengers Per Vehicle Revenue Hour
- One-Way Trips Provided: 30,938

Time Point Adherence: Of 125,812 total time-point crossings sampled for the month of November, the TransitMaster™ system recorded 18,121 delayed arrivals to MST's published time-points system-wide. This denotes that **85.60%** of all scheduled arrivals at published time-points were on time. (See *MST Fixed-Route Bus ~ On Time Compliance Chart FY 2016.*)

Service arriving later than 5 minutes beyond the published time point is considered late. The on-time compliance chart, (attached), reflects system wide “on-time performance” as a percentage to the total number of reported time-point crossings.

Cancelled Trips: As listed below, there were a total of seven (7) cancelled trips for the month of November for both directly operated and contracted services:

Total Trips Provided: 30,938			
Category	MST	MV	%
Equipment Shortage	2	0	28.57%
Employee Error	0	1	14.29%
Mechanical Failure	4	0	57.14%
Totals	6	1	100.00%

Documented Occurrences: MST Coach Operators are required to complete an occurrence report for any unusual incident that occurs during their work day. The information provided within these reports is used to identify trends, which often drive changes in policy or standard operating procedures. The following is a comparative summary of reported incidents for the month(s) of November 2015 and 2016:

Occurrence Type	November-15	November-16
Collision: MST Involved	10	5
Employee Injury	1	0
Medical Emergency	2	1
Object Hits Coach	1	0
Passenger Conflict	5	5
Passenger Fall	6	6
Passenger Injury	0	1
Other	1	1
Near Miss	0	0
Fuel / fluid Spill	2	1
Unreported Damage	2	1
Totals	30	21

CONTRACTED TRANSPORTATION SERVICES:

MST RIDES ADA / ST Paratransit Program:

Preliminary boarding statistics for the MST RIDES program reflect that for the month of November there were 10,202 passenger boardings. This denotes a 11.30% increase in passenger boardings from November of 2015, (9,166). Fiscal year to date – passenger boardings have increased by 5.53% as compared to the same period last year.

- Productivity for November of this year was at 1.80 passengers per hour, remaining unchanged from November of 2015, (1.80).
- For the month of November, 90.78% of all scheduled trips for the MST RIDES Program arrived on time, decreasing from 94.06 % in November of 2015.

COMMUNICATIONS CENTER:

In November, MST's Communications Center summoned public safety agencies on *eleven (11)* separate occasions to MST's transit vehicles and facilities:

Agency Type	Incident Type	Number Of Responses
Police	Passenger Incident / Other	6
EMS	Passenger Illness / Injury	5

Robert Weber

ATTACHMENTS:

MST Fixed-Route Bus ~~ On Time Compliance FY 2016
MST Fixed-Route Bus ~~ Boarding Statistics FY 2016
MST Trolley ~~ Boarding Statistics FY 2016
MST RIDES ~~ On Time Compliance FY 2016
MST RIDES ~~ Boarding Statistics FY 2016
Operations Summary Report ~ November 2015
Mobility Management Report ~ November 2015



Prepared by: Robert Weber

Blank Page

January 25, 2017

To: Mike Hernandez, Assistant General Manager / C.O.O.

From: Robert Weber, Director - Transportation Services

Cc: MST Board of Directors

Subject: **Transportation Department Monthly Report – December 2016**

FIXED ROUTE BUS OPERATIONS:

System Wide Service: (Fixed Route & On Call Services):

Preliminary boarding statistics indicate that ridership decreased by 2.33% in December 2016, (285,917), as compared to December 2015, (292,742). Fiscal year to date – passenger boardings have increased by 1.94% as compared to the same period last year.

Productivity decreased slightly from December of last year (12.8) to 12.3 passengers per hour for December of this year.

Supplemental / Special Services:

December 31: MST provided supplemental services during the annual First Night Monterey event transporting 878 passengers – increasing from 862 passengers transported during last year's event.

System Wide Statistics:

- Ridership: 285,917
- Vehicle Revenue Hours: 23,099
- Vehicle Revenue Miles: 379,303
- System Productivity: 12.3 Passengers Per Vehicle Revenue Hour
- One-Way Trips Provided: 31,021

Time Point Adherence: Of 126,122 total time-point crossings sampled for the month of December, the TransitMaster™ system recorded 15,828 delayed arrivals to MST's published time-points system-wide. This denotes that **87.45%** of all scheduled arrivals at published time-points were on time. (*See MST Fixed-Route Bus ~ On Time Compliance Chart FY 2016.*)

Service arriving later than **5** minutes beyond the published time point is considered late. The on-time compliance chart, (attached), reflects system wide "on-time performance" as a percentage to the total number of reported time-point crossings.

Cancelled Trips: As listed below, there were a total of seven (7) cancelled trips for the month of December for both directly operated and contracted services:

Total Trips Provided: 31,021			
Category	MST	MV	%
Employee Error	1	0	9.09%
Mechanical Failure	1	0	9.09%
Staff Shortage	3	0	27.27%
Unknown ¹	6	0	54.55%
Totals	11	0	100.00%

¹ Insufficient information available.

Documented Occurrences: MST Coach Operators are required to complete an occurrence report for any unusual incident that occurs during their work day. The information provided within these reports is used to identify trends, which often drive changes in policy or standard operating procedures. The following is a comparative summary of reported incidents for the month(s) of December 2015 and 2016:

Occurrence Type	December-15	December-16
Collision: MST Involved	3	3
Employee Injury	1	0
Medical Emergency	0	0
Object Hits Coach	1	0
Passenger Conflict	5	4
Passenger Fall	4	3
Passenger Injury	1	0
Other	8	1
Near Miss	1	0
Fuel / fluid Spill	2	0
Unreported Damage	2	0
Totals	29	11

CONTRACTED TRANSPORTATION SERVICES:

MST RIDES ADA / ST Paratransit Program:

Preliminary boarding statistics for the MST RIDES program reflect that for the month of December there were 9,888 passenger boardings. This denotes a 7.25% increase in passenger boardings from December of 2015, (9,220). Fiscal year to date – passenger boardings have increased by 5.80% as compared to the same period last year.

- Productivity for December of this year was at 1.77 passengers per hour, decreasing slightly from December of 2015, (1.78).
- For the month of December, 92.62% of all scheduled trips for the MST RIDES Program arrived on time, decreasing slightly from 92.69 % in December of 2015.

COMMUNICATIONS CENTER:

In December, MST's Communications Center summoned public safety agencies on *twelve (12)* separate occasions to MST's transit vehicles and facilities:

Agency Type	Incident Type	Number Of Responses
Police	Passenger Incident / Other	6
EMS	Passenger Illness / Injury	6

ATTACHMENTS:

MST Fixed-Route Bus ~~ On Time Compliance FY 2016
MST Fixed-Route Bus ~~ Boarding Statistics FY 2016
MST Trolley ~~ Boarding Statistics FY 2016
MST RIDES ~~ On Time Compliance FY 2016
MST RIDES ~~ Boarding Statistics FY 2016
Operations Summary Report ~ December 2015
Mobility Management Report ~ December 2015

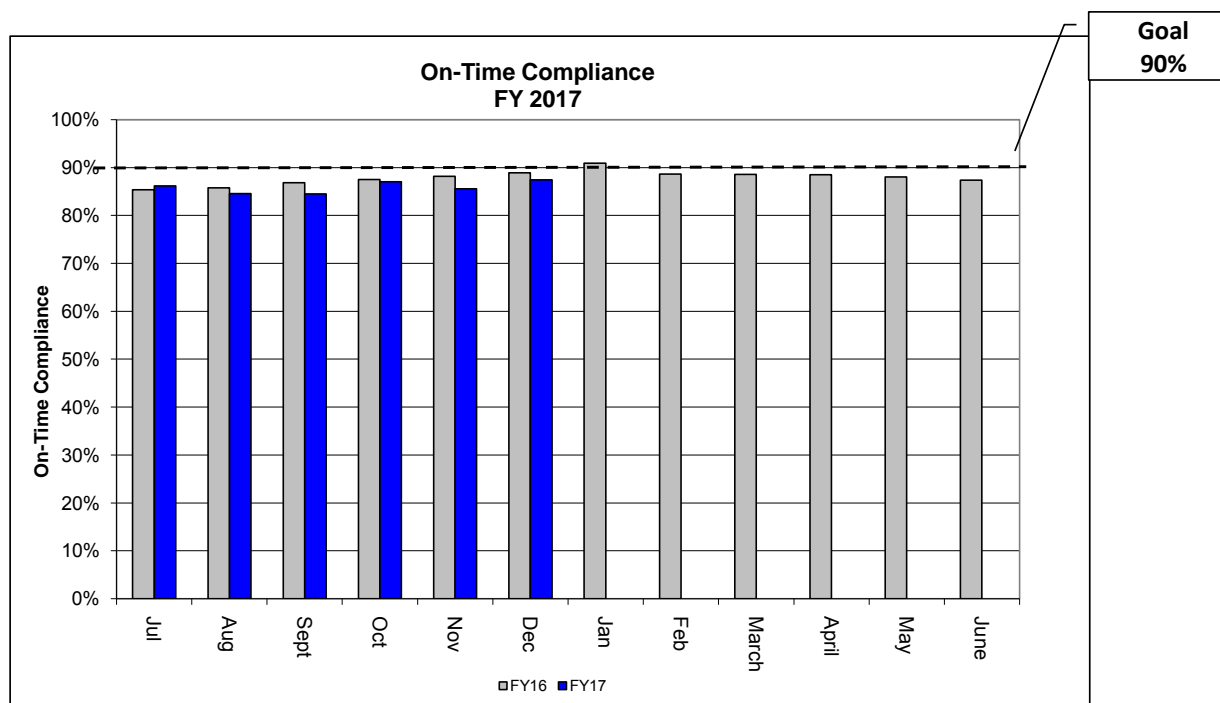


Prepared by: Robert Weber

Blank Page

**MST FIXED ROUTE
ON-TIME COMPLIANCE FY 2017**

MONTH	FY 16 ON-TIME PERFORMANCE	FY17 TIME POINT COUNT	FY17 DELAYED ARRIVALS 5 + MINUTES	FY17 ON-TIME PERFORMANCE
Jul	85.39%	123,213	17,026	86.18%
Aug	85.75%	132,425	20,467	84.54%
Sept	86.82%	133,297	20,666	84.50%
Oct	87.48%	135,631	17,604	87.02%
Nov	88.15%	125,812	18,121	85.60%
Dec	88.89%	126,122	15,828	87.45%
Jan	90.91%			
Feb	88.66%			
March	88.58%			
April	88.54%			
May	88.07%			
June	87.39%			
Total	N/A	776,500	109,712	N/A
YTD Average	87.08%	129,417	18,285	85.88%



MST FIXED ROUTE BOARDINGS

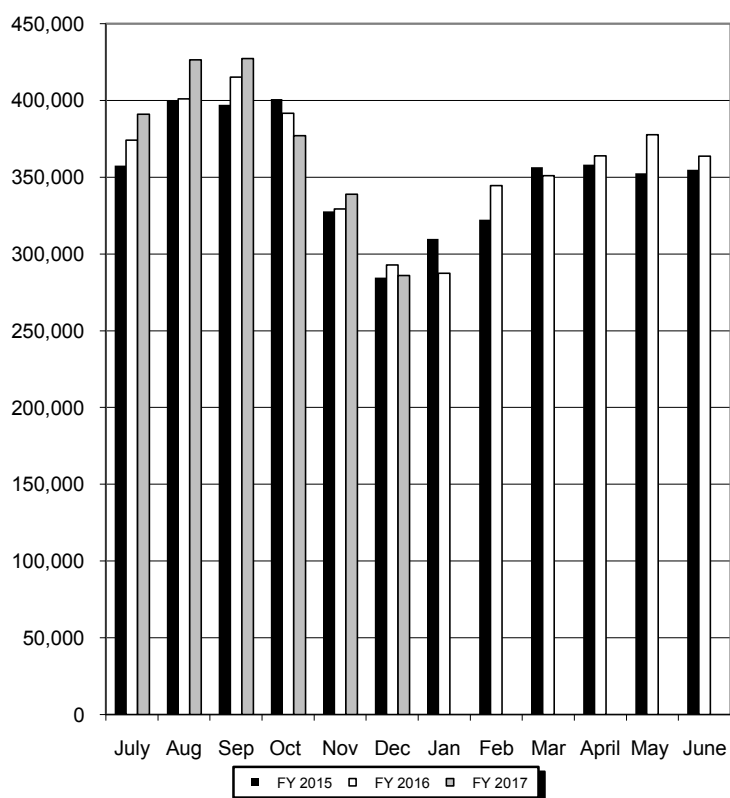
FY 2017 Monthly Boardings

MONTH	FY 2015	FY 2016	FY 2017	% CHANGE
July	357,544	374,195	390,949	4.48%
Aug	399,960	400,933	426,452	6.36%
Sep	397,149	415,116	427,367	2.95%
Oct	400,812	391,618	377,134	-3.70%
Nov	327,670	329,224	338,846	2.92%
Dec	284,403	292,742	285,917	-2.33%
Jan	309,803	287,457		
Feb	322,284	344,458		
Mar	356,419	350,899		
April	358,127	363,941		
May	352,351	377,591		
June	354,703	363,721		
TOTAL	4,221,225	4,291,895	2,246,665	
YTD Avg.	361,256	367,305	374,444	1.94%
YTD Comparison	2,167,538	2,203,828	2,246,665	1.94%

*** Preliminary**

Boardings are inclusive of all On Call, Trolley, & Fixed Route Services

MONTHLY RIDERSHIP



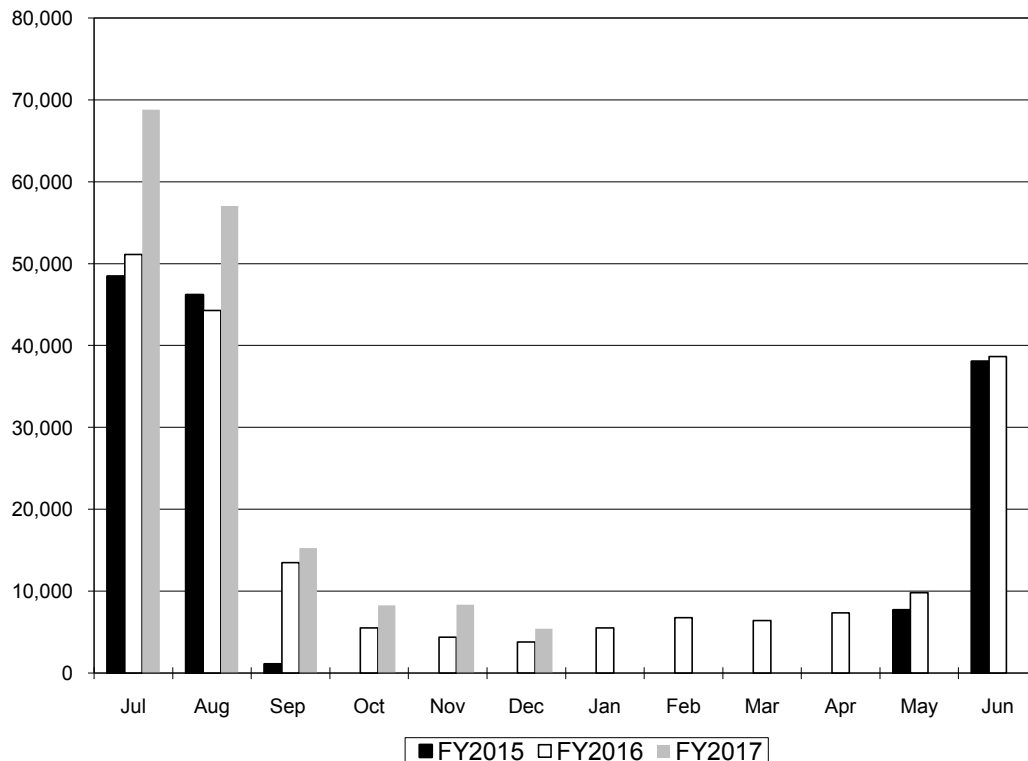
MST TROLLEY - MONTEREY

FY 2017 Monthly Boardings

Does Not Operate

MONTH	FY2015	FY2016	FY2017	% CHANGE
Jul	48,468	51,134	68,807	34.56%
Aug	46,190	44,270	57,042	28.85%
Sep	1,108	13,502	15,274	13.12%
Oct		5,521	8,278	49.94%
Nov		4,368	8,345	91.05%
Dec		3,773	5,445	44.31%
Jan		5,520		
Feb		6,749		
Mar		6,424		
Apr		7,354		
May	7,695	9,800		
Jun	38,046	38,649		
Total Ridership	141,507	197,064	163,191	
YTD Average	31,922	20,428	27,199	33.14%
YTD Comparison	95,766	122,568	163,191	33.14%

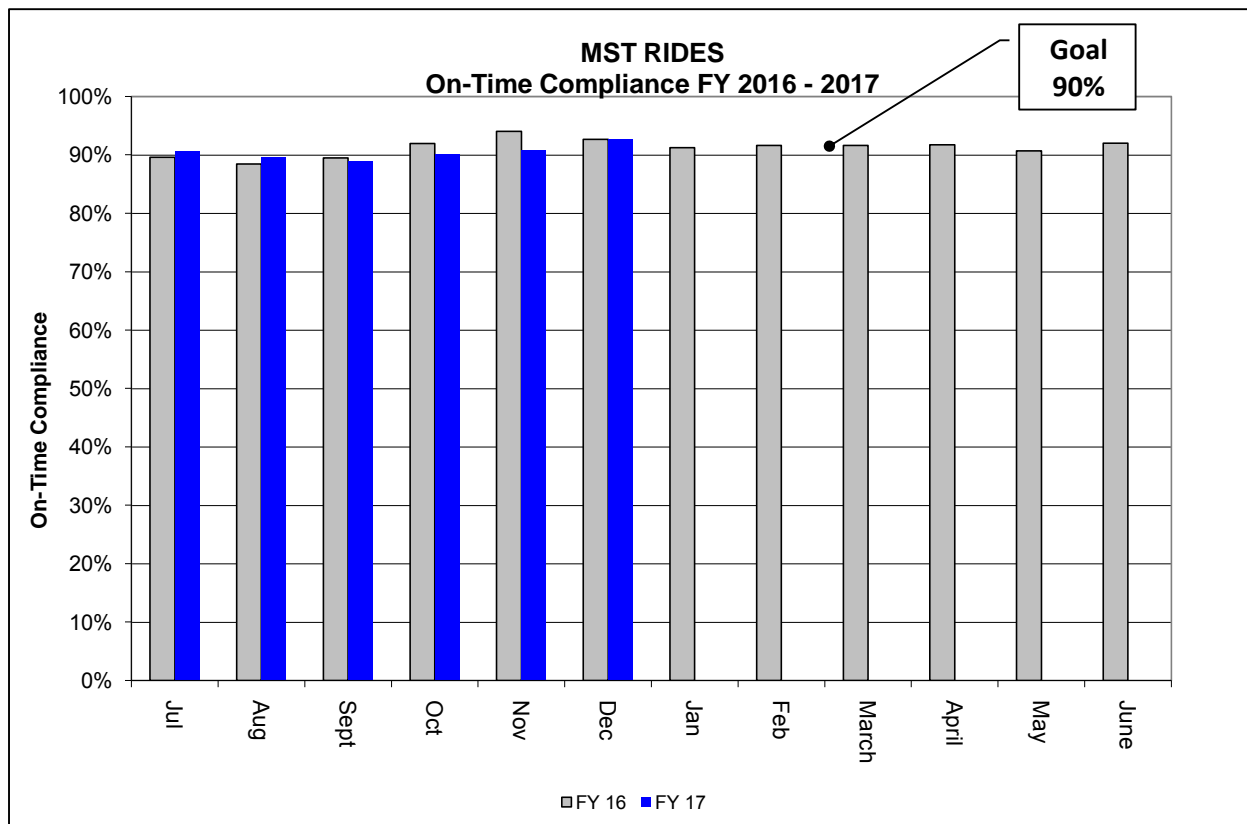
MONTEREY TROLLEY MONTHLY RIDERSHIP



Blank Page

MST RIDES
ON TIME COMPLIANCE FY 2016 - 2017

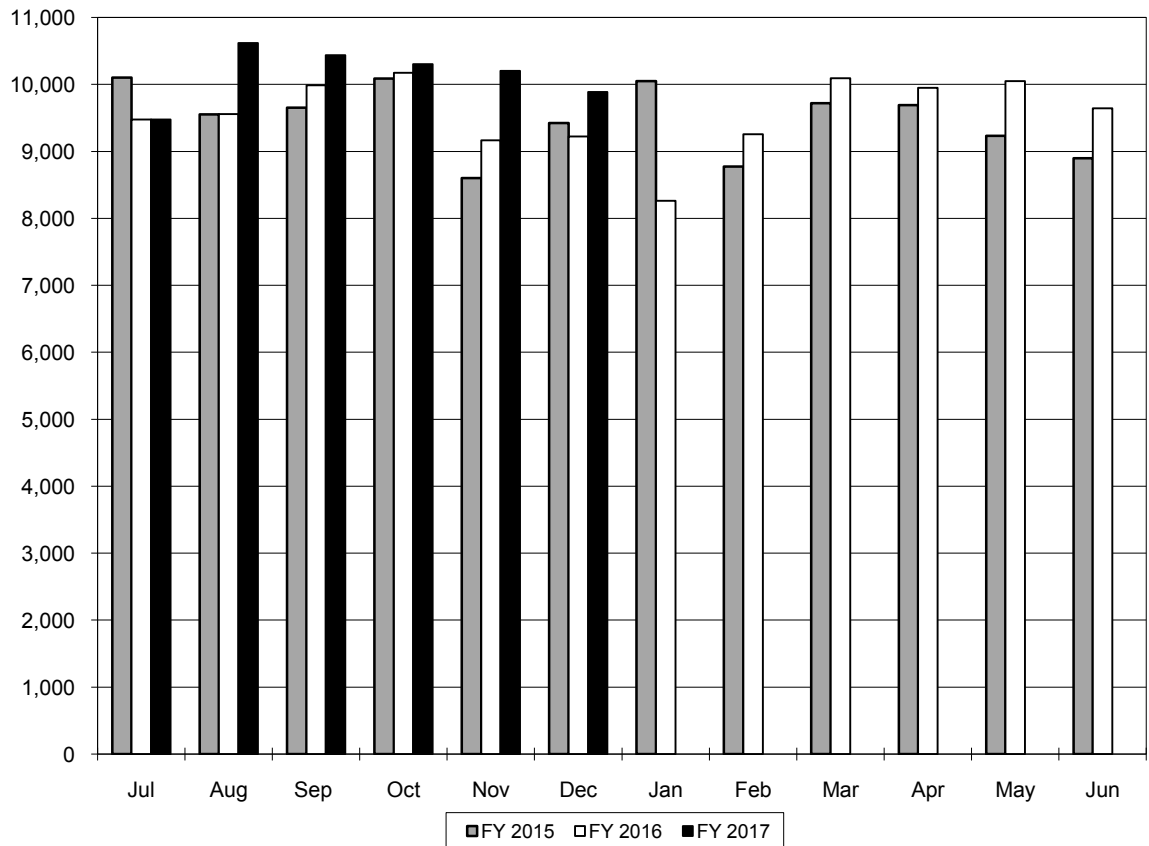
MONTH	FY 16	FY 17
Jul	89.61%	90.68%
Aug	88.45%	89.68%
Sept	89.50%	88.90%
Oct	91.97%	90.15%
Nov	94.06%	90.78%
Dec	92.69%	92.62%
Jan	91.25%	
Feb	91.61%	
March	91.64%	
April	91.73%	
May	90.68%	
June	91.99%	
YTD Average	91.05%	90.47%



MST RIDES Program Monthly Boardings

MONTH	FY 2015	FY 2016	FY 2017	% CHANGE
Jul	10,099	9,476	9,477	0.01%
Aug	9,552	9,558	10,616	11.07%
Sep	9,650	9,987	10,436	4.50%
Oct	10,086	10,171	10,301	1.28%
Nov	8,600	9,166	10,202	11.30%
Dec	9,421	9,220	9,888	7.25%
Jan	10,048	8,262		
Feb	8,774	9,257		
Mar	9,717	10,090		
Apr	9,689	9,950		
May	9,231	10,048		
Jun	8,898	9,644		
Total Ridership	113,765	114,829	60,920	
YTD Average	9,568	9,596	10,153	5.80%
YTD Comparison	57,408	57,578	60,920	5.80%

MST RIDES MONTHLY RIDERSHIP



Operations Summary Report

Fixed Route Services

November 2016

Service Delivered		Service Quality	
Ridership	338,846	On-time Time Points	107,691
Passengers / Vehicle Revenue Hour	15.2	Delayed Time Points	18,121
Revenue Miles	365,437.6	On-time Passenger Boardings	299,122
One-way Trips Operated	30,938	Percent On-time Boardings	88%

Systemwide Service:

November ridership increased from 329,344 boardings last year to 338,845 boardings this year, a gain of 2.9%, with revenue hours operated increasing by 1.3% over the same period. The result is a 1.6% gain in productivity, measured in passengers per hour (PPH), from 14.9 PPH last November to 15.2 PPH this November.

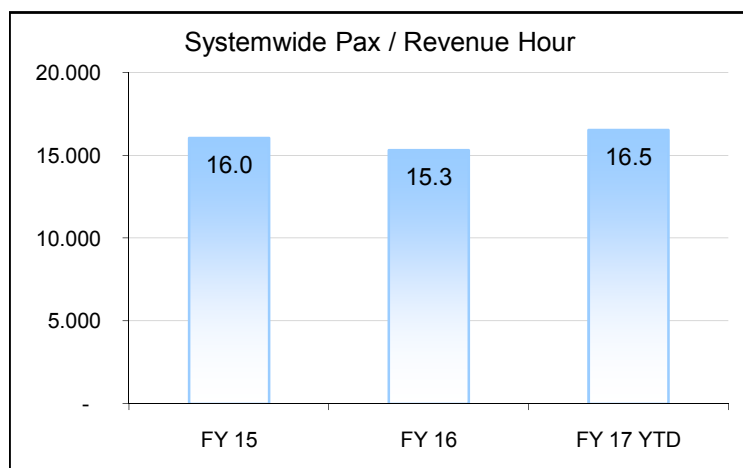
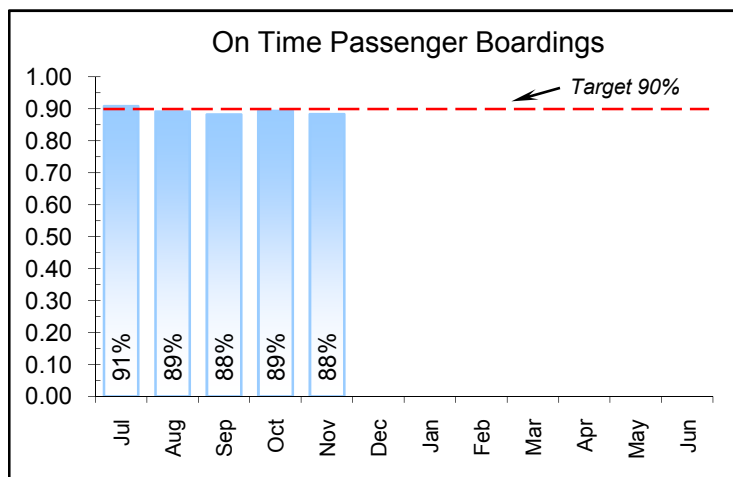
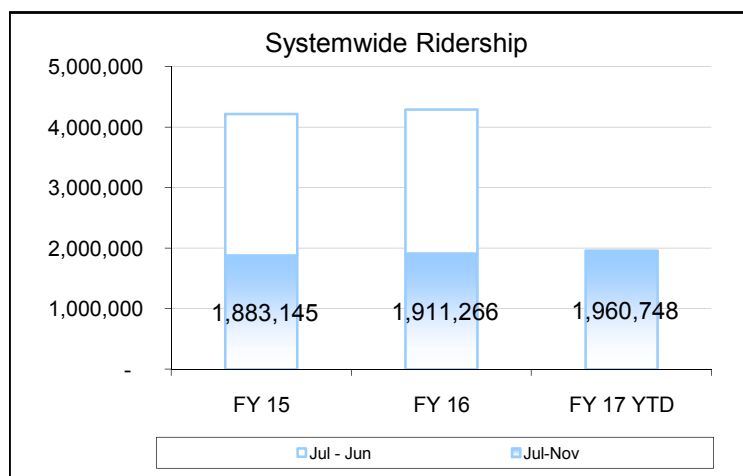
Fiscal year to date comparisons (July - November) show that ridership has increased by 2.6% with revenue hours operated increasing by 0.8%, resulting in a 1.8% increase in productivity, from 16.23 PPH to 16.53 PPH.

Seasonal Service:

Line 22-Big Sur, operating on its winter schedule (weekends only), reported 325 boardings. The MST Trolley Monterey, also operating on weekends only, reported 8,345 boardings.

Supplemental/Special Service:

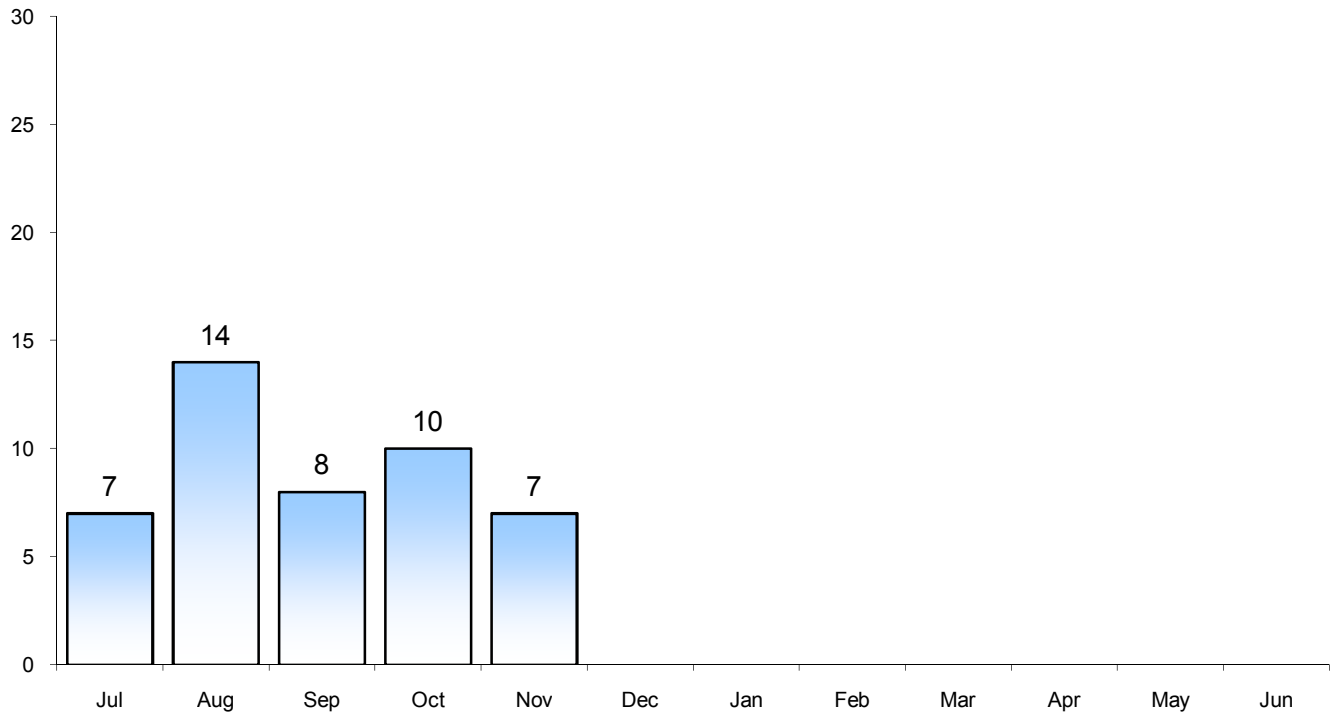
Supplemental service operated for the Salinas Parade of Lights, carrying 85 passengers.



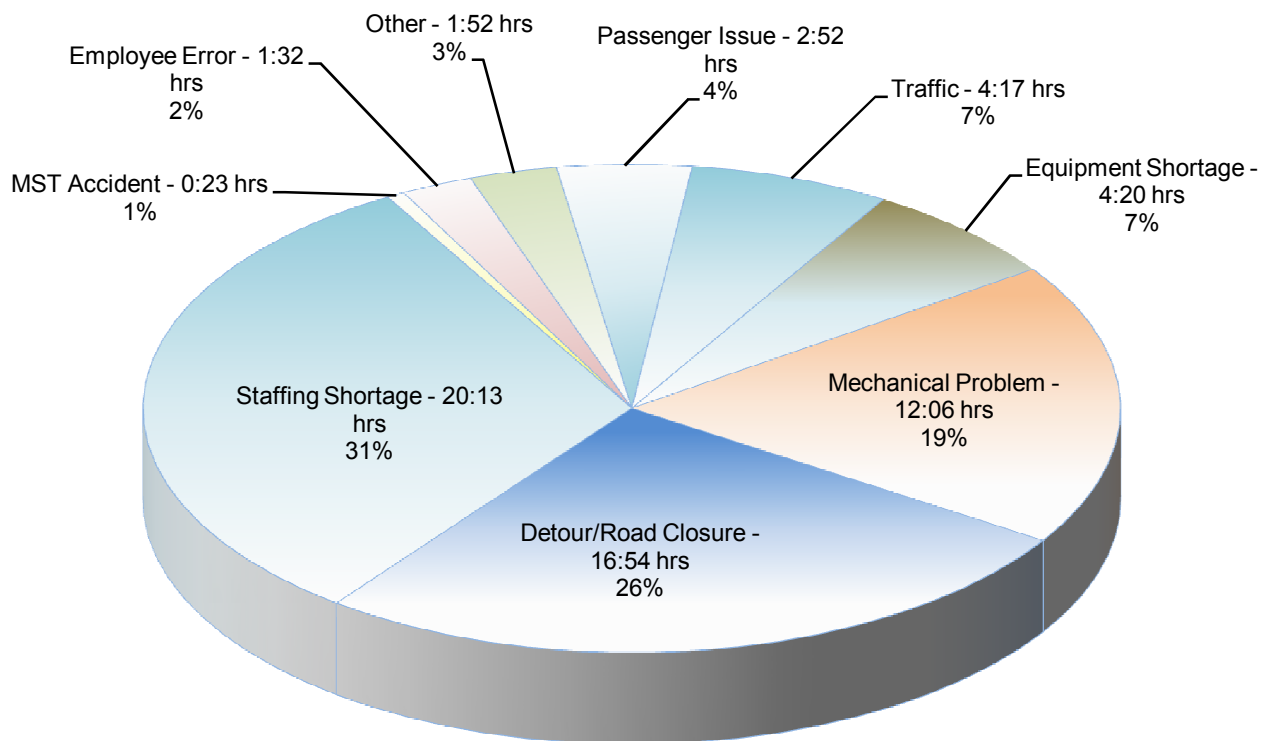
No special event service operated this month.

Fixed Route Operations Summary Report November 2016

Service Cancellations by Month

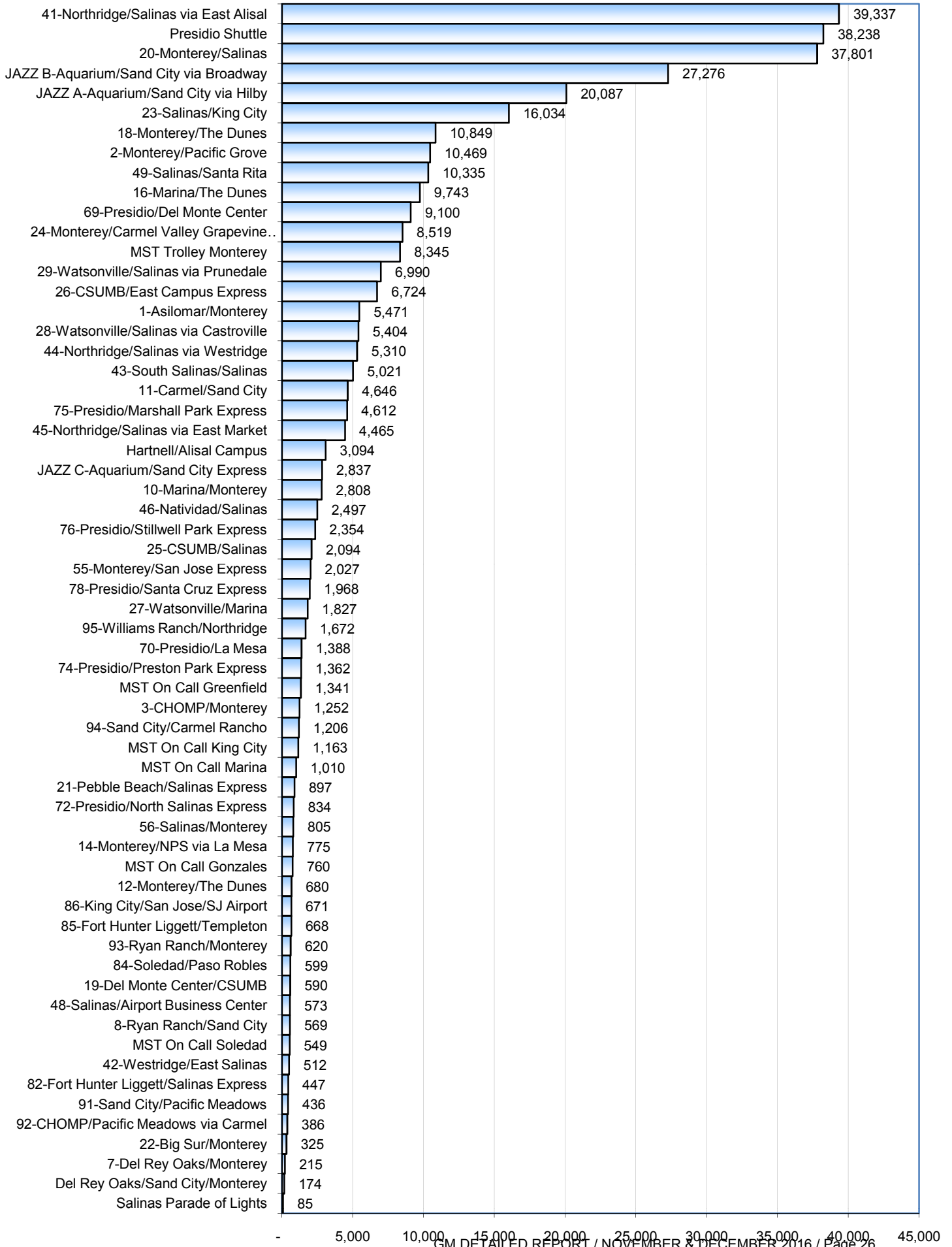


Cancelled Revenue Hours - Year to Date



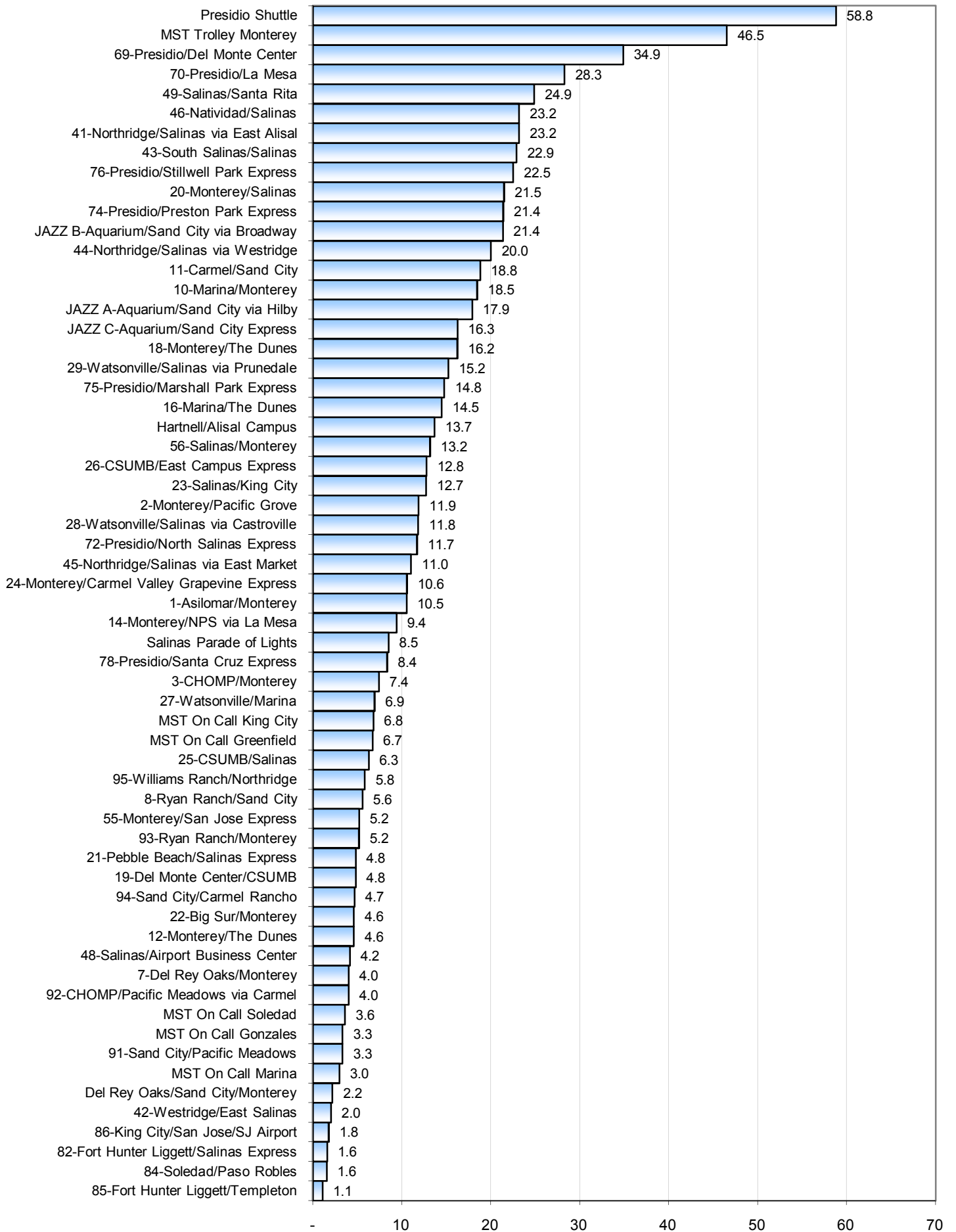
Ridership by Line - November 2016

Passenger Boardings



Productivity by Line - November 2016

Passengers Per Hour



Schedule Adherence by Line - November 2016

Percent On-time Timepoints



November 2016

Systemwide Ridership: 338,846
 Systemwide Revenue Hours: 22328:46
 Systemwide Revenue Miles: 365,437.6

Local - \$1.50 / \$.75

	Ridership	VRHrs	VRMi	Pax/Hr	% Riders	% Hrs
3-CHOMP/Monterey	1,252	168:27	1,693.9	7.43	0.4%	0.8%
7-Del Rey Oaks/Monterey	215	53:20	823.6	4.03	0.1%	0.2%
8-Ryan Ranch/Sand City	569	101:46	1,402.1	5.59	0.2%	0.5%
19-Del Monte Center/CSUMB	590	122:31	2,235.8	4.82	0.2%	0.5%
26-CSUMB/East Campus Express	6,724	526:08	5,664.4	12.78	2.0%	2.4%
46-Natividad/Salinas	2,497	107:41	1,035.3	23.19	0.7%	0.5%
Hartnell/Alisal Campus	3,094	226:06	1,840.2	13.68	0.9%	1.0%
48-Salinas/Airport Business Center	573	137:45	1,324.2	4.16	0.2%	0.6%
MST On Call Marina	1,010	339:40	4,091.8	2.97	0.3%	1.5%
MST On Call Gonzales	760	228:00	1,268.0	3.33	0.2%	1.0%
MST On Call Greenfield	1,341	199:30	1,446.0	6.72	0.4%	0.9%
MST On Call King City	1,163	171:00	1,572.0	6.80	0.3%	0.8%
Total	20,337	2533:54	25,743.3	8.0	6.0%	11.3%

Primary - \$2.50 / \$1.25 / \$0.75*

	Ridership	VRHrs	VRMi	Pax/Hr	% Riders	% Hrs
1-Asilomar/Monterey	5,471	519:09	4,968.7	10.54	1.6%	2.3%
2-Monterey/Pacific Grove	10,469	881:28	9,686.5	11.88	3.1%	3.9%
10-Marina/Monterey	2,808	152:03	2,806.3	18.47	0.8%	0.7%
11-Carmel/Sand City	4,646	246:59	3,530.7	18.81	1.4%	1.1%
16-Marina/The Dunes	9,743	672:41	10,356.1	14.48	2.9%	3.0%
18-Monterey/The Dunes	10,849	667:44	10,299.3	16.25	3.2%	3.0%
20-Monterey/Salinas	37,801	1759:08	32,123.8	21.49	11.2%	7.9%
24-Monterey/Carmel Valley Grapevine Express	8,519	805:19	15,628.0	10.58	2.5%	3.6%
25-CSUMB/Salinas	2,094	332:55	7,180.9	6.29	0.6%	1.5%
27-Watsonville/Marina	1,827	263:28	7,114.4	6.93	0.5%	1.2%
41-Northridge/Salinas via East Alisal	39,337	1697:51	17,980.7	23.17	11.6%	7.6%
42-Westridge/East Salinas	512	252:12	3,587.9	2.03	0.2%	1.1%
43-South Salinas/Salinas	5,021	219:27	2,259.1	22.88	1.5%	1.0%
44-Northridge/Salinas via Westridge	5,310	265:20	3,127.2	20.01	1.6%	1.2%
45-Northridge/Salinas via East Market	4,465	404:55	4,840.5	11.03	1.3%	1.8%
49-Salinas/Santa Rita	10,335	415:20	3,658.9	24.88	3.1%	1.9%
91-Sand City/Pacific Meadows*	436	130:59	1,857.5	3.33	0.1%	0.6%
92-CHOMP/Pacific Meadows via Carmel*	386	96:11	1,119.3	4.01	0.1%	0.4%
93-Ryan Ranch/Monterey*	620	119:35	2,022.8	5.18	0.2%	0.5%
94-Sand City/Carmel Rancho*	1,206	257:14	3,017.1	4.69	0.4%	1.2%
95-Williams Ranch/Northridge*	1,672	286:02	2,998.7	5.85	0.5%	1.3%
Del Rey Oaks/Sand City/Monterey	174	78:51	1,539.1	2.21	0.1%	0.4%
JAZZ A-Aquarium/Sand City via Hilby	20,087	1121:43	11,542.9	17.91	5.9%	5.0%
JAZZ B-Aquarium/Sand City via Broadway	27,276	1276:44	12,734.5	21.36	8.0%	5.7%
JAZZ C-Aquarium/Sand City Express	2,837	174:29	2,016.8	16.26	0.8%	0.8%
Total	213,901	13097:47	177,997.9	16.3	63.1%	58.7%

Regional - \$3.50 / \$1.75

	Ridership	VRHrs	VRMi	Pax/Hr	% Riders	% Hrs
21-Pebble Beach/Salinas Express	897	186:05	4,183.3	4.82	0.3%	0.8%
22-Big Sur/Monterey	325	70:30	1,539.2	4.61	0.1%	0.3%
23-Salinas/King City	16,034	1260:00	39,628.2	12.73	4.7%	5.6%
28-Watsonville/Salinas via Castroville	5,404	456:28	12,004.1	11.84	1.6%	2.0%
29-Watsonville/Salinas via Prunedale	6,990	459:17	8,447.7	15.22	2.1%	2.1%
56-Salinas/Monterey	805	61:07	1,223.6	13.17	0.2%	0.3%
84-Soledad/Paso Robles	599	379:47	12,662.2	1.58	0.2%	1.7%
Total	31,054	2873:14	79,688.4	10.8	9.2%	12.9%

Commuter - \$12 / \$6

	Ridership	VRHrs	VRMi	Pax/Hr	% Riders	% Hrs
55-Monterey/San Jose Express	2,027	388:40	10,793.2	5.22	0.6%	1.7%
86-King City/San Jose/SJ Airport	671	375:40	14,402.0	1.79	0.2%	1.7%
Total	2,698	764:20	25,195.2	3.5	0.8%	3.4%

Military

	Ridership	VRHrs	VRMi	Pax/Hr	% Riders	% Hrs
12-Monterey/The Dunes	680	147:34	2,487.9	4.61	0.2%	0.7%
14-Monterey/NPS via La Mesa	775	82:20	814.2	9.41	0.2%	0.4%
69-Presidio/Del Monte Center	9,100	260:54	2,333.9	34.88	2.7%	1.2%
70-Presidio/La Mesa	1,388	49:05	610.1	28.28	0.4%	0.2%
72-Presidio/North Salinas Express	834	71:13	1,212.3	11.71	0.2%	0.3%
74-Presidio/Preston Park Express	1,362	63:39	1,163.8	21.40	0.4%	0.3%
75-Presidio/Marshall Park Express	4,612	312:14	4,280.6	14.77	1.4%	1.4%
76-Presidio/Stillwell Park Express	2,354	104:30	1,383.4	22.53	0.7%	0.5%
78-Presidio/Santa Cruz Express	1,968	235:31	5,644.1	8.36	0.6%	1.1%
82-Fort Hunter Liggett/Salinas Express	447	277:54	11,042.3	1.61	0.1%	1.2%
85-Fort Hunter Liggett/Templeton	668	614:51	18,699.1	1.09	0.2%	2.8%
Presidio Shuttle	38,238	650:26	5,939.5	58.79	11.3%	2.9%
Total	62,426	120	55,611	21.7	18.4%	12.9%

Free

	Ridership	VRHrs	VRMi	Pax/Hr	% Riders	% Hrs
MST Trolley Monterey	8,345	179:20	1,121.6	46.53	2.5%	0.8%
Total	8,345	179:20	1,121.6	46.5	2.5%	0.8%

Supplemental

	Ridership	VRHrs	VRMi	Pax/Hr	% Riders	% Hrs
Salinas Parade of Lights	85	10:00	79.9	8.50	0.0%	0.0%
Total	85	10:00	79.9	8.5	0.0%	0.0%

Operations Summary Report

Fixed Route Services

December 2016

Service Delivered		Service Quality	
Ridership	285,917	On-time Time Points	110,294
Passengers / Vehicle Revenue Hour	12.4	Delayed Time Points	15,828
Revenue Miles	379,303.0	On-time Passenger Boardings	257,862
One-way Trips Operated	31,020	Percent On-time Boardings	90%

Systemwide Service:

December ridership fell from 292,742 boardings last year to 285,917 boardings this year, a drop of 2.3%. With revenue hours operated increasing by 1.4% over the same period, productivity, measured in passengers per hour (PPH), fell 3.7%, from 12.9 PPH last December to 12.4 PPH this December.

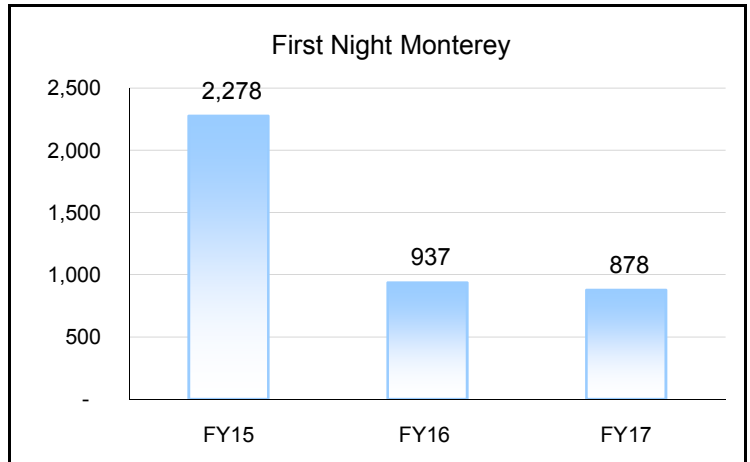
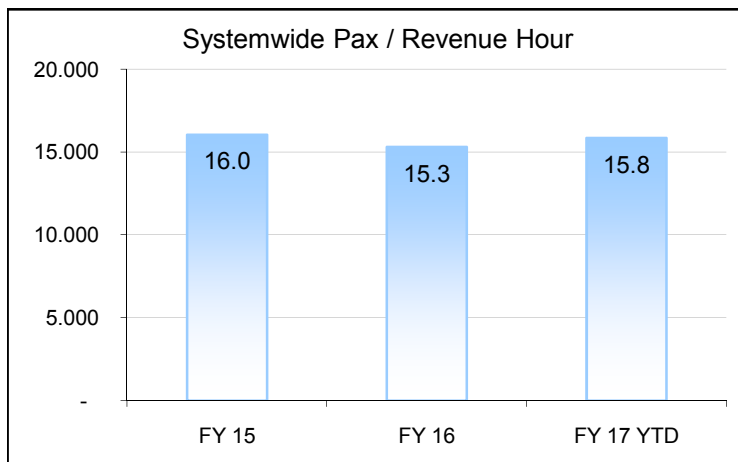
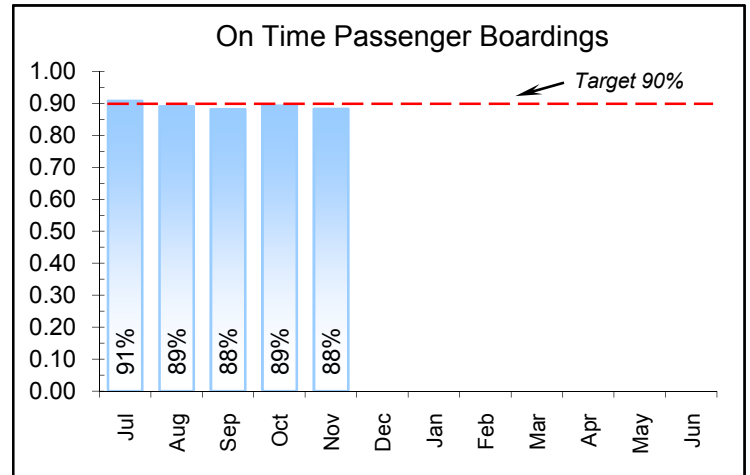
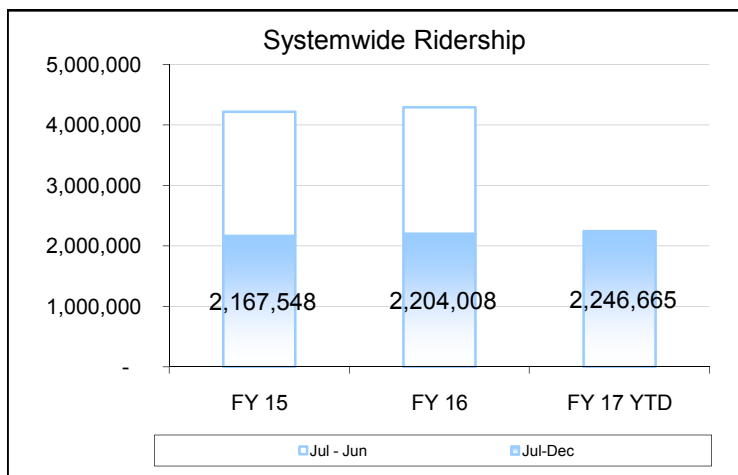
Fiscal year to date comparisons (July - December) show that ridership has increased by 1.9% with revenue hours operated increasing by 0.9%, resulting in a 1.0% increase in productivity, from 15.68 PPH last year to 15.84 PPH this year.

Seasonal Service:

Line 22-Big Sur, operating on its winter schedule (weekends only) reported 222 boardings. The MST Trolley Monterey, also operating on weekends only, reported 5,445 boardings.

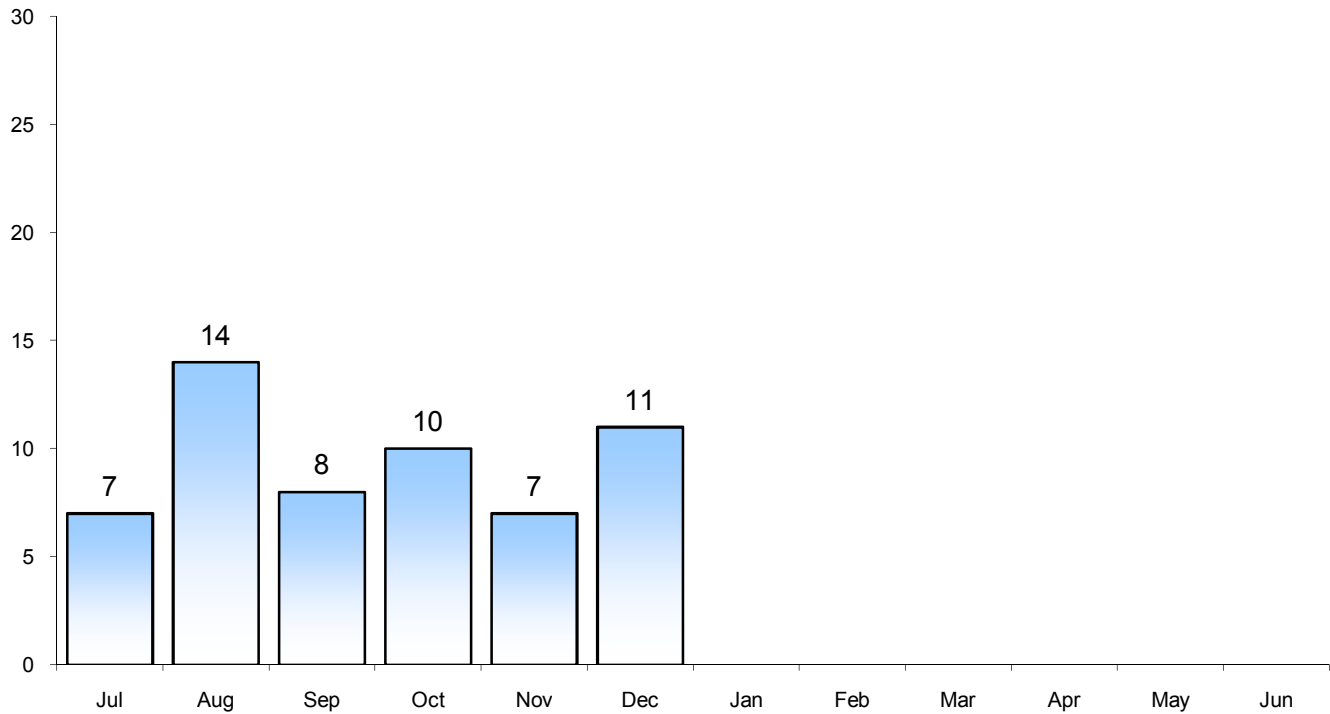
Supplemental/Special Service:

Supplemental service operated for First Night Monterey, carrying 878 passengers.

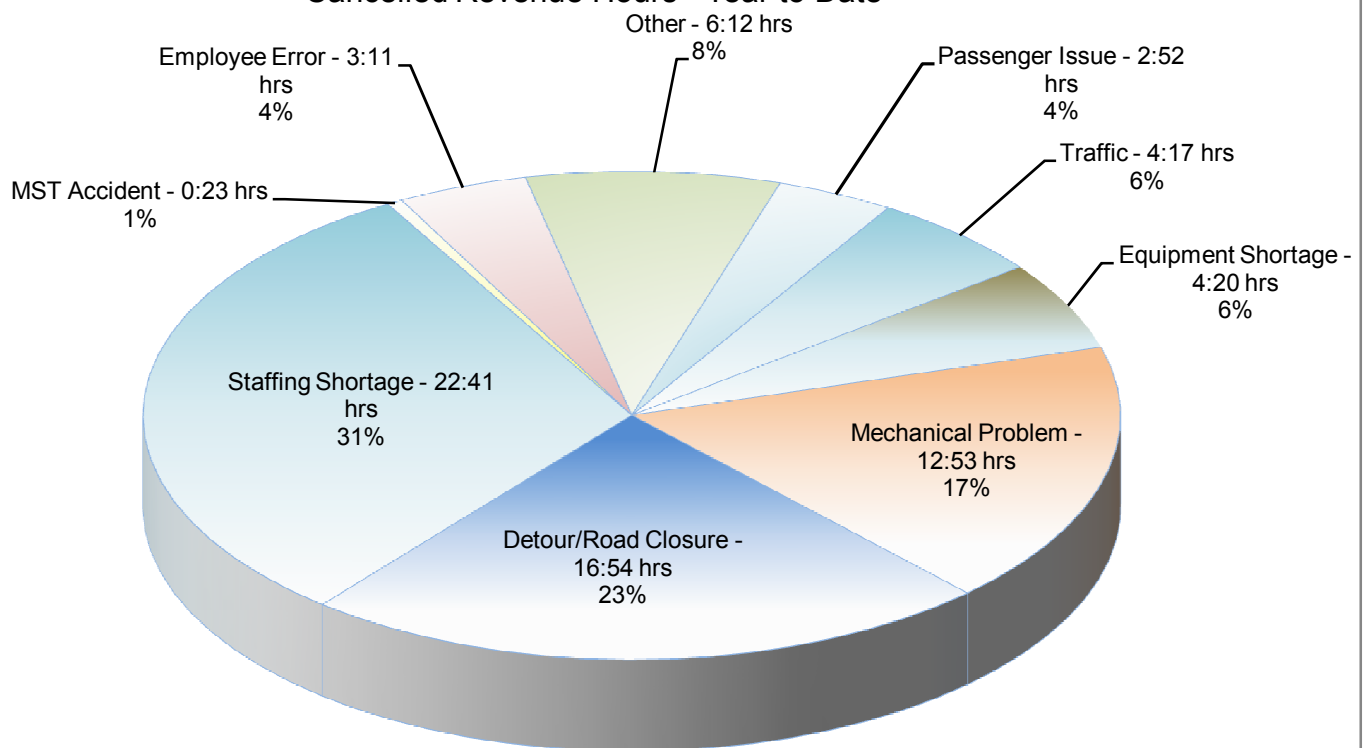


Fixed Route Operations Summary Report December 2016

Service Cancellations by Month

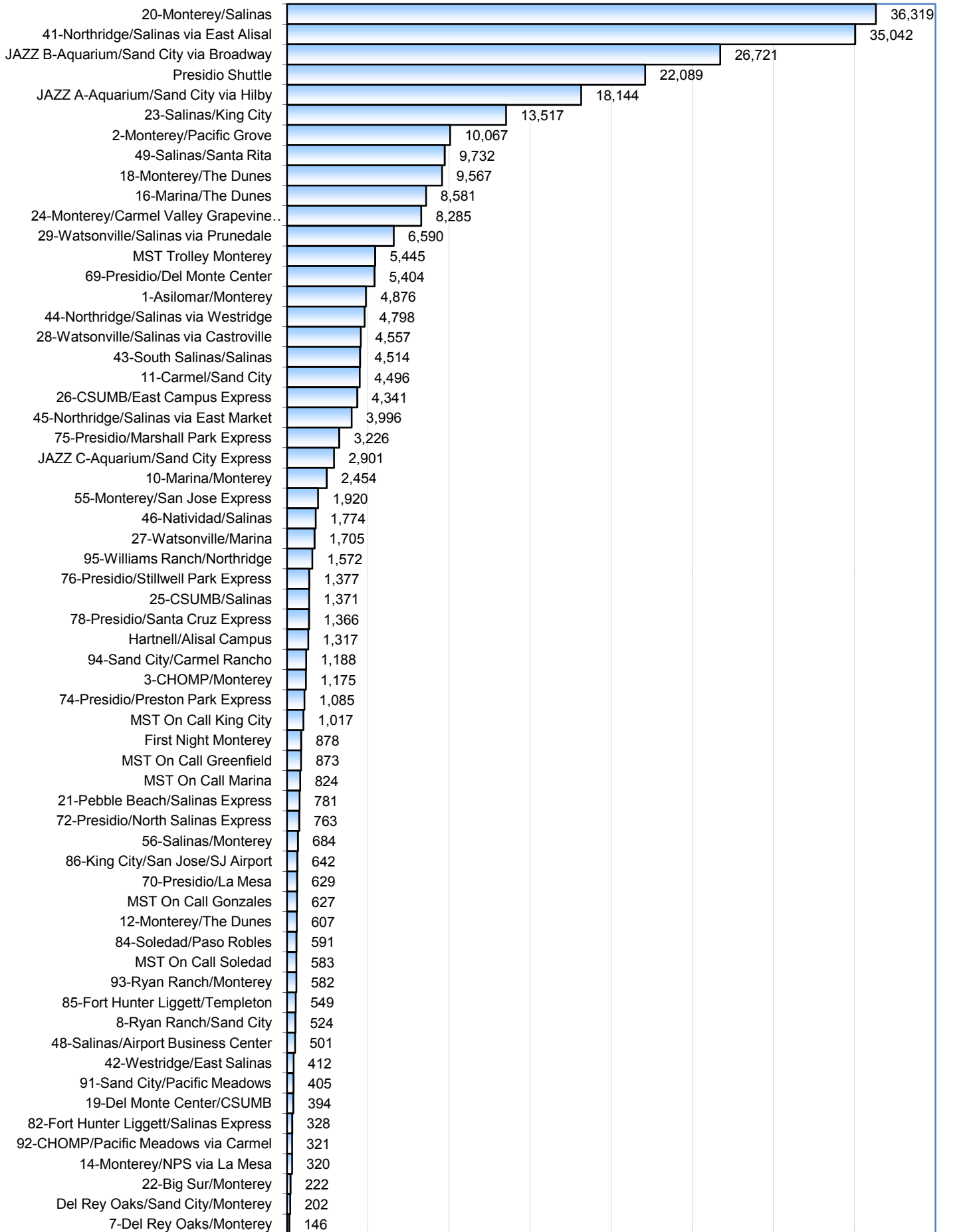


Cancelled Revenue Hours - Year to Date



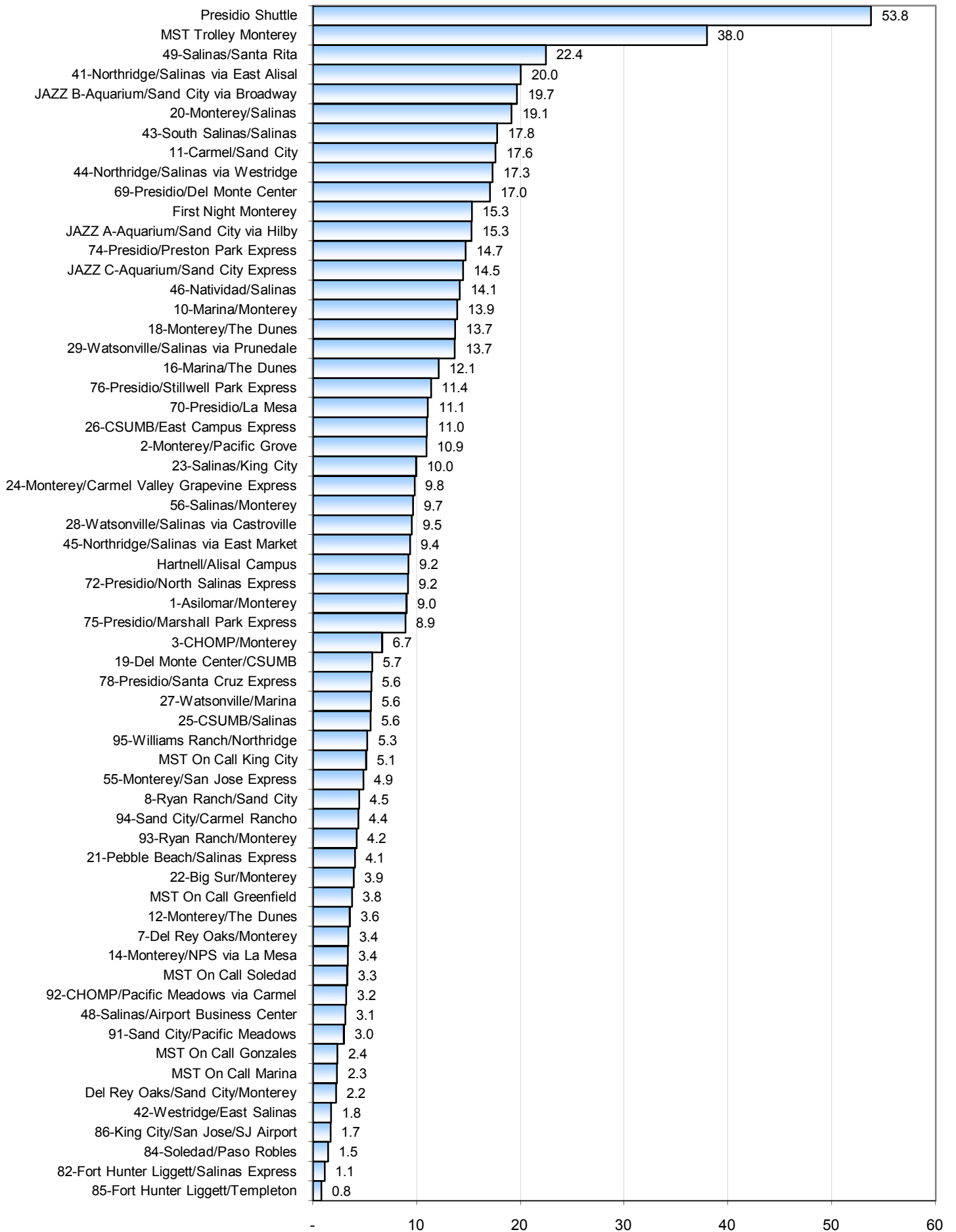
Ridership by Line - December 2016

Passenger Boardings



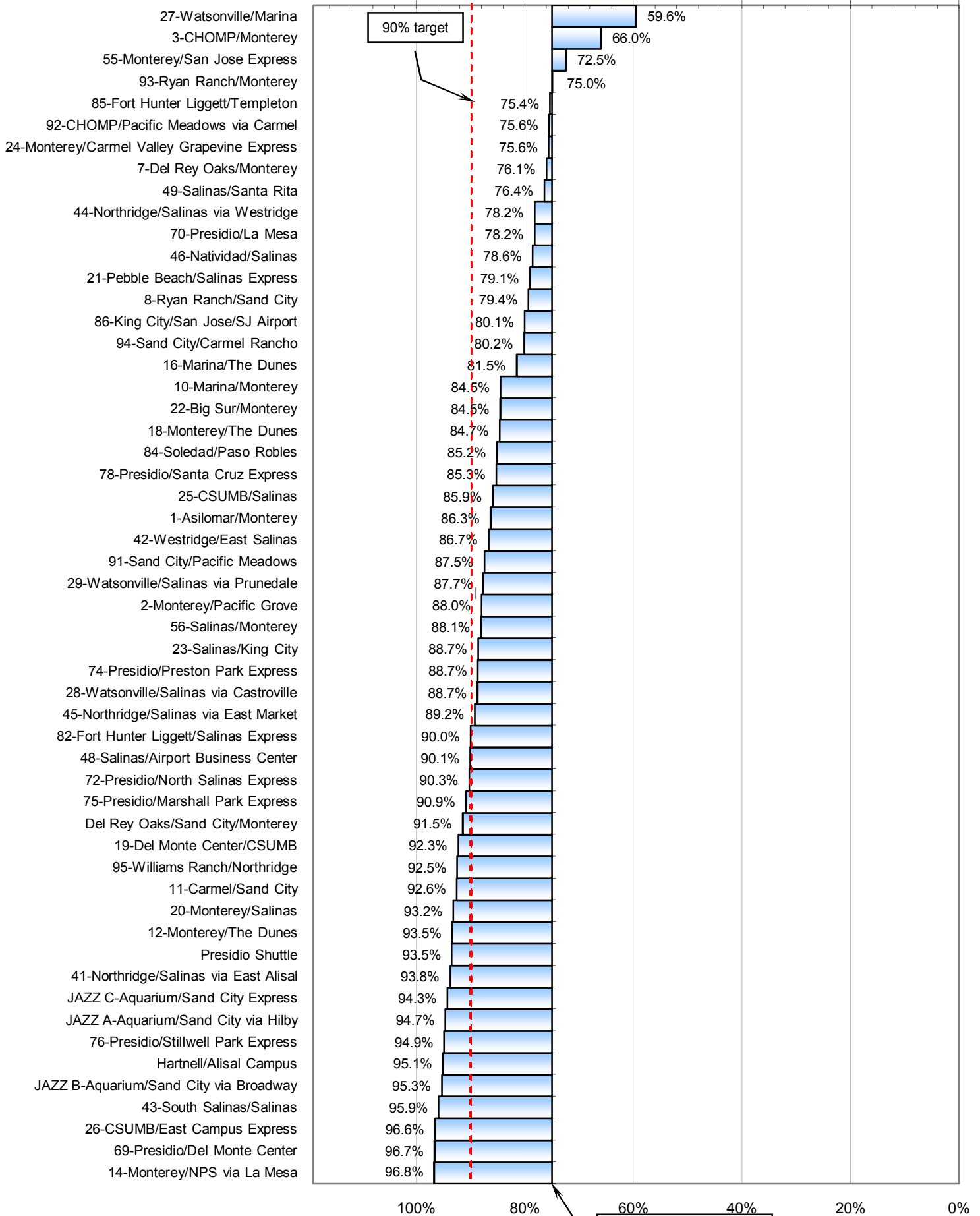
Productivity by Line - December 2016

Passengers Per Hour



Schedule Adherence by Line - December 2016

Percent On-time Timepoints



December 2016

Systemwide Ridership: 285,917
 Systemwide Revenue Hours: 23099:28
 Systemwide Revenue Miles: 379,303.0

Local - \$1.50 / \$.75

	Ridership	VRHrs	VRMi	Pax/Hr	% Riders	% Hrs
3-CHOMP/Monterey	1,175	176:03	1,761.3	6.67	0.4%	0.8%
7-Del Rey Oaks/Monterey	146	42:40	658.9	3.42	0.1%	0.2%
8-Ryan Ranch/Sand City	524	117:43	1,622.1	4.45	0.2%	0.5%
19-Del Monte Center/CSUMB	394	68:49	1,266.3	5.73	0.1%	0.3%
26-CSUMB/East Campus Express	4,341	394:36	4,248.3	11.00	1.5%	1.7%
46-Natividad/Salinas	1,774	125:24	1,206.2	14.15	0.6%	0.5%
Hartnell/Alisal Campus	1,317	142:48	1,162.2	9.22	0.5%	0.6%
48-Salinas/Airport Business Center	501	159:30	1,533.3	3.14	0.2%	0.7%
MST On Call Marina	824	353:10	3,966.9	2.33	0.3%	1.5%
MST On Call Gonzales	627	264:00	1,304.0	2.38	0.2%	1.1%
MST On Call Greenfield	873	231:00	1,197.0	3.78	0.3%	1.0%
MST On Call King City	1,017	198:00	1,474.0	5.14	0.4%	0.9%
Total	14,096	2449:43	22,766.6	5.8	4.9%	10.6%

Primary - \$2.50 / \$1.25 / \$0.75*

	Ridership	VRHrs	VRMi	Pax/Hr	% Riders	% Hrs
1-Asilomar/Monterey	4,876	540:12	5,174.2	9.03	1.7%	2.3%
2-Monterey/Pacific Grove	10,067	920:01	10,111.1	10.94	3.5%	4.0%
10-Marina/Monterey	2,454	176:39	3,278.2	13.89	0.9%	0.8%
11-Carmel/Sand City	4,496	255:30	3,652.5	17.60	1.6%	1.1%
16-Marina/The Dunes	8,581	708:36	10,858.8	12.11	3.0%	3.1%
18-Monterey/The Dunes	9,567	697:36	10,830.4	13.71	3.3%	3.0%
20-Monterey/Salinas	36,319	1897:35	34,550.4	19.14	12.7%	8.2%
24-Monterey/Carmel Valley Grapevine Express	8,285	844:03	16,352.2	9.82	2.9%	3.7%
25-CSUMB/Salinas	1,371	246:24	5,311.4	5.56	0.5%	1.1%
27-Watsonville/Marina	1,705	305:04	8,237.8	5.59	0.6%	1.3%
41-Northridge/Salinas via East Alisal	35,042	1748:49	18,469.5	20.04	12.3%	7.6%
42-Westridge/East Salinas	412	233:33	3,339.5	1.76	0.1%	1.0%
43-South Salinas/Salinas	4,514	254:06	2,615.8	17.76	1.6%	1.1%
44-Northridge/Salinas via Westridge	4,798	277:05	3,262.0	17.32	1.7%	1.2%
45-Northridge/Salinas via East Market	3,996	427:09	5,101.3	9.36	1.4%	1.8%
49-Salinas/Santa Rita	9,732	433:39	3,823.6	22.44	3.4%	1.9%
91-Sand City/Pacific Meadows*	405	135:30	1,921.5	2.99	0.1%	0.6%
92-CHOMP/Pacific Meadows via Carmel*	321	99:30	1,157.9	3.23	0.1%	0.4%
93-Ryan Ranch/Monterey*	582	138:14	2,342.2	4.21	0.2%	0.6%
94-Sand City/Carmel Rancho*	1,188	271:04	3,173.6	4.38	0.4%	1.2%
95-Williams Ranch/Northridge*	1,572	299:16	3,138.8	5.25	0.5%	1.3%
Del Rey Oaks/Sand City/Monterey	202	90:50	1,772.8	2.22	0.1%	0.4%
JAZZ A-Aquarium/Sand City via Hilby	18,144	1187:02	12,254.9	15.29	6.3%	5.1%
JAZZ B-Aquarium/Sand City via Broadway	26,721	1359:05	13,526.1	19.66	9.3%	5.9%
JAZZ C-Aquarium/Sand City Express	2,901	200:35	2,317.5	14.46	1.0%	0.9%
Total	198,251	13747:07	186,573.9	14.4	69.3%	59.5%

Regional - \$3.50 / \$1.75

	Ridership	VRHrs	VRMi	Pax/Hr	% Riders	% Hrs
21-Pebble Beach/Salinas Express	781	192:30	4,327.6	4.06	0.3%	0.8%
22-Big Sur/Monterey	222	56:24	1,231.4	3.94	0.1%	0.2%
23-Salinas/King City	13,517	1357:40	42,668.1	9.96	4.7%	5.9%
28-Watsonville/Salinas via Castroville	4,557	477:48	12,586.9	9.54	1.6%	2.1%
29-Watsonville/Salinas via Prunedale	6,590	482:22	8,874.3	13.66	2.3%	2.1%
56-Salinas/Monterey	684	70:46	1,416.8	9.67	0.2%	0.3%
84-Soledad/Paso Robles	591	405:02	13,523.4	1.46	0.2%	1.8%
Total	26,942	3042:32	84,628.5	8.9	9.4%	13.2%

Commuter - \$12 / \$6

	Ridership	VRHrs	VRMi	Pax/Hr	% Riders	% Hrs
55-Monterey/San Jose Express	1,920	393:42	10,932.2	4.88	0.7%	1.7%
86-King City/San Jose/SJ Airport	642	375:02	14,402.0	1.71	0.2%	1.6%
Total	2,562	768:44	25,334.2	3.3	0.9%	3.3%

Military

	Ridership	VRHrs	VRMi	Pax/Hr	% Riders	% Hrs
12-Monterey/The Dunes	607	170:52	2,880.8	3.55	0.2%	0.7%
14-Monterey/NPS via La Mesa	320	95:20	942.8	3.36	0.1%	0.4%
69-Presidio/Del Monte Center	5,404	316:58	2,845.0	17.05	1.9%	1.4%
70-Presidio/La Mesa	629	56:50	706.5	11.07	0.2%	0.2%
72-Presidio/North Salinas Express	763	83:14	1,403.7	9.17	0.3%	0.4%
74-Presidio/Preston Park Express	1,085	73:42	1,347.6	14.72	0.4%	0.3%
75-Presidio/Marshall Park Express	3,226	361:32	4,956.5	8.92	1.1%	1.6%
76-Presidio/Stillwell Park Express	1,377	121:00	1,601.9	11.38	0.5%	0.5%
78-Presidio/Santa Cruz Express	1,366	242:42	5,817.1	5.63	0.5%	1.1%
82-Fort Hunter Liggett/Salinas Express	328	288:22	11,487.0	1.14	0.1%	1.2%
85-Fort Hunter Liggett/Templeton	549	669:14	20,586.5	0.82	0.2%	2.9%
Presidio Shuttle	22,089	410:48	3,751.3	53.77	7.7%	1.8%
Total	37,743	120	58,327	13.1	13.2%	12.5%

Free

	Ridership	VRHrs	VRMi	Pax/Hr	% Riders	% Hrs
MST Trolley Monterey	5,445	143:28	897.3	37.95	1.9%	0.6%
Total	5,445	143:28	897.3	38.0	1.9%	0.6%

Supplemental

	Ridership	VRHrs	VRMi	Pax/Hr	% Riders	% Hrs
First Night Monterey	878	57:20	776.1	15.31	0.3%	0.2%
Total	878	57:20	776.1	15.3	0.3%	0.2%

Mobility Department Update – November 2016

Outreach and Training

Mobility Specialists met with the *Senior Kings and Queens* in King City to introduce MST Mobility services to that community and to discuss the upcoming Volunteer Driver Mileage Reimbursement program planned for FY18.

Veterans Helping Veterans Program

Mobility Specialists participated in a ceremony honoring 12 veteran volunteers for their community service. The event was sponsored by the United Veterans Council. Each veteran was awarded one year of free MST bus passes.

Taxi Voucher Programs

Mobility Specialist began training program staff in cities participating in the MST Senior Taxi Voucher Program to enroll new seniors in the program and to access the Mobility Activities Reporting System (MARS) to track voucher distribution and usage within their city.

Taxi ADA Certification Training (TACT)

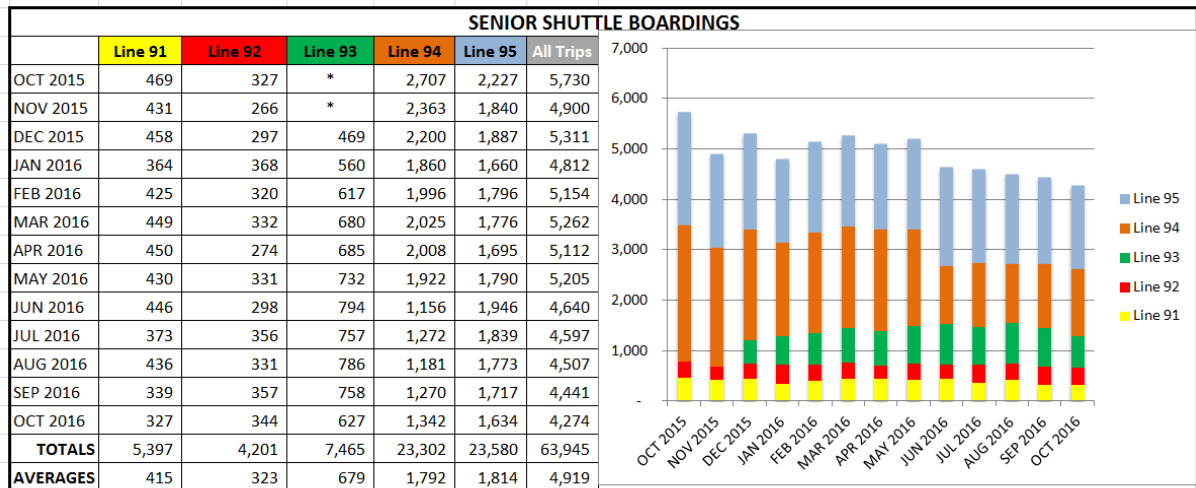
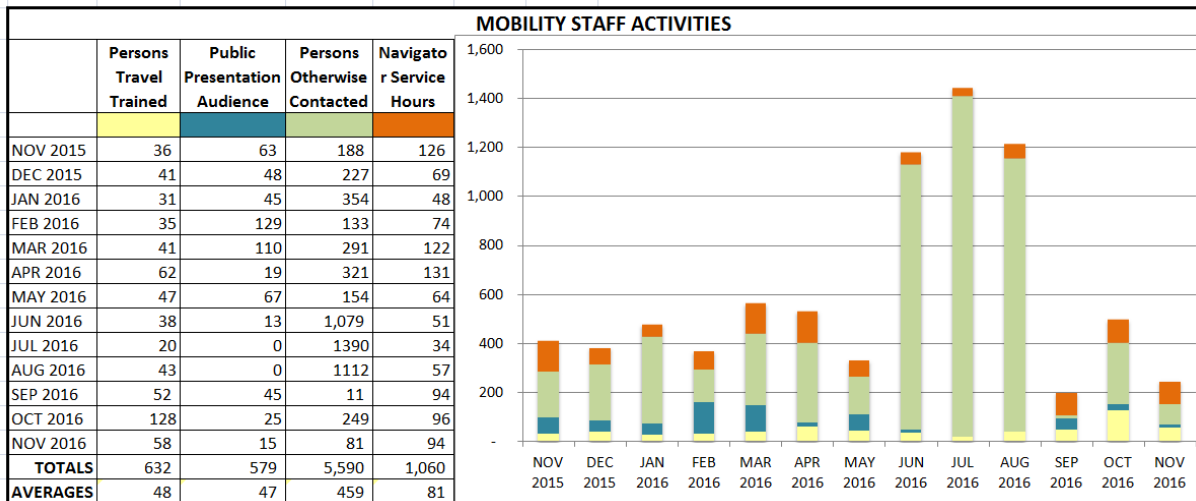
Following the November TACT training, a total of 55 taxi drivers have now completed the TACT training and are certified to provide MST RIDES trips and to accept MST taxi vouchers.

RIDES Program

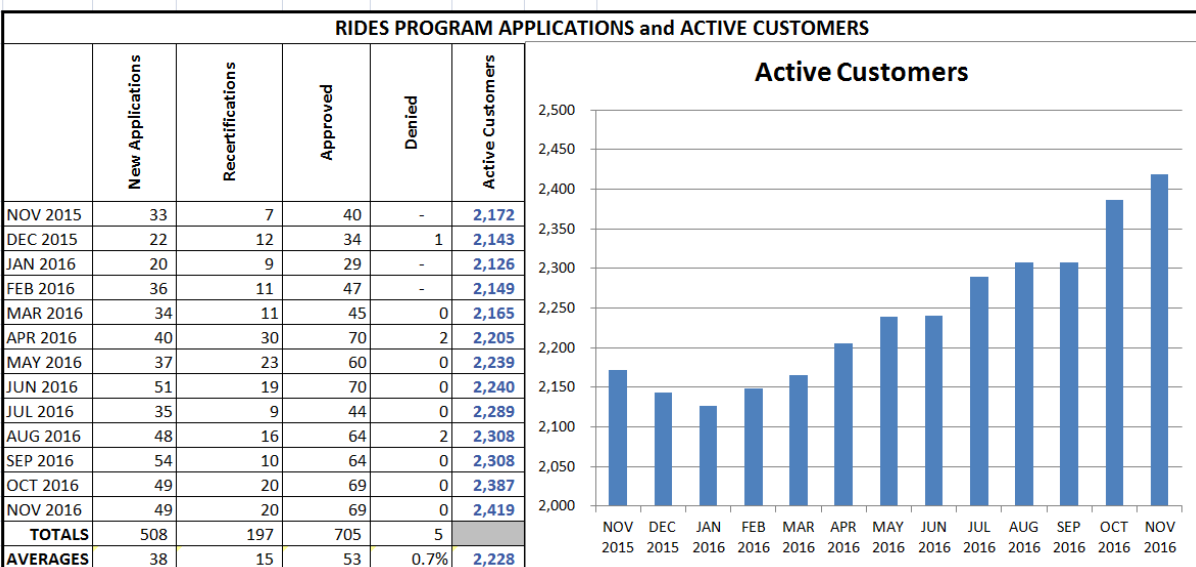
As of November 2016, there were 2,419 customers enrolled in the RIDES program, up 10% from November 2015. Of these, 688 customers took trips during the month totaling 8,800 trips of which 32% required wheelchair access. The *no show* was 8.9% and the *late cancellation* rate was 13.0% .

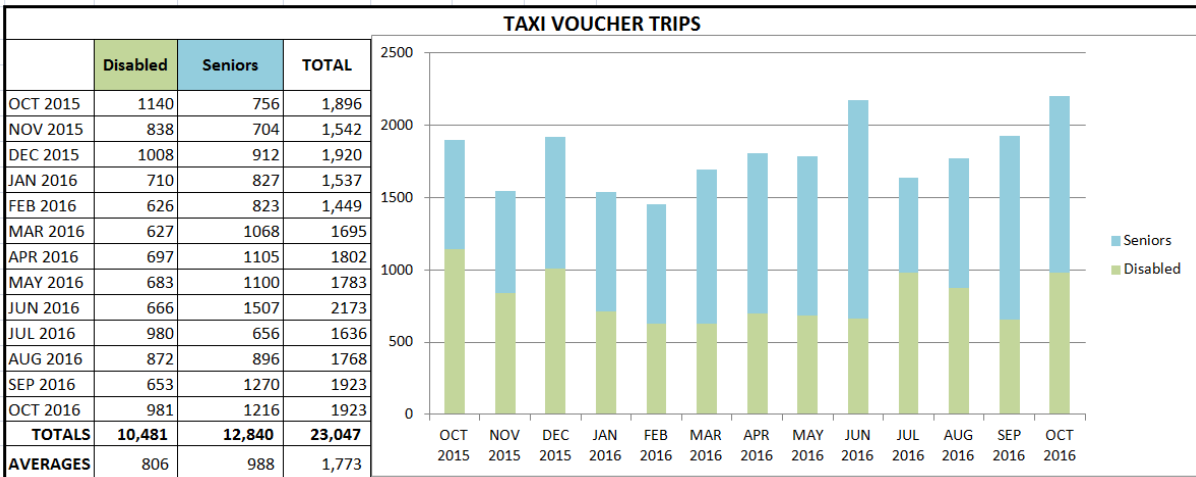
Navigator Program

Navigators continue to provide assistance with scanning and archiving taxi vouchers and RIDES documents while MST Navigator, and CSUMB student, Ruben Gomez, finished his community presentations on the MST Special Medical Trips program and began compiling his research data for his Capstone Project.



* Line 93 has been reinstated and now serves Glenwood Circle and Ryan Ranch.





Blank Page

Mobility Department Update – December 2016

Outreach and Training

Mobility Specialists met with the *Senior Kings and Queens* in King City to introduce MST Mobility services to that community and to discuss the upcoming Volunteer Driver Mileage Reimbursement program planned for FY18.

Veterans Helping Veterans Program

Mobility Specialists participated in a ceremony honoring 12 veteran volunteers for their community service. The event was sponsored by the United Veterans Council. Each veteran was awarded one year of free MST bus passes.

Taxi Voucher Programs

Mobility Specialist began training program staff in cities participating in the MST Senior Taxi Voucher Program to enroll new seniors in the program and to access the Mobility Activities Reporting System (MARS) to track voucher distribution and usage within their city.

Taxi ADA Certification Training (TACT)

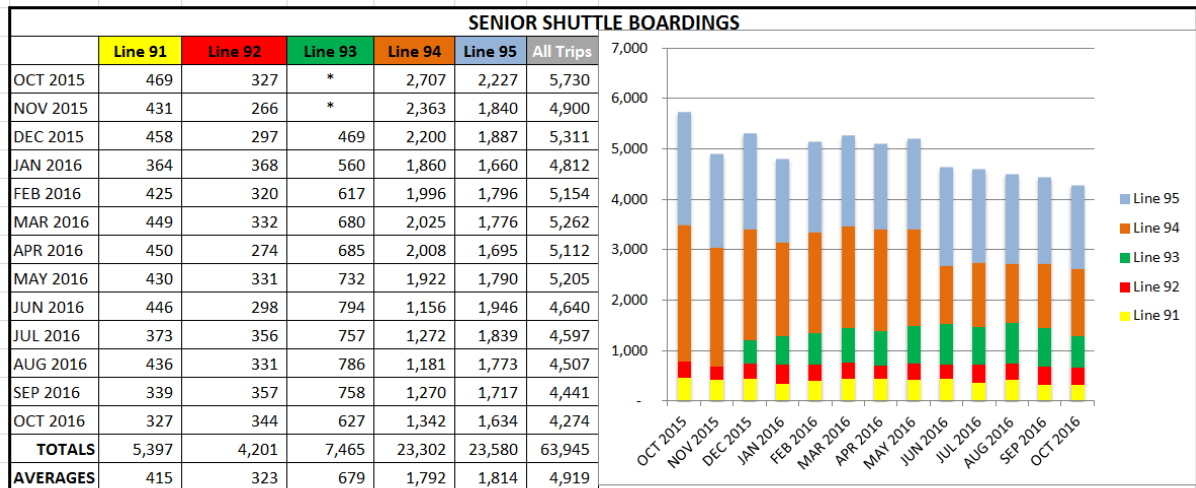
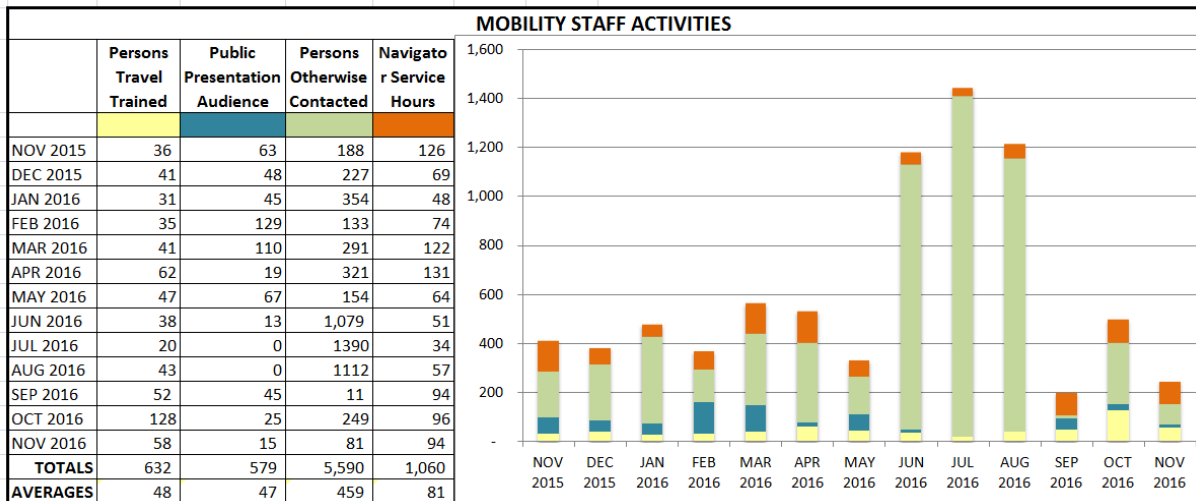
Following the November TACT training, a total of 55 taxi drivers have now completed the TACT training and are certified to provide MST RIDES trips and to accept MST taxi vouchers.

RIDES Program

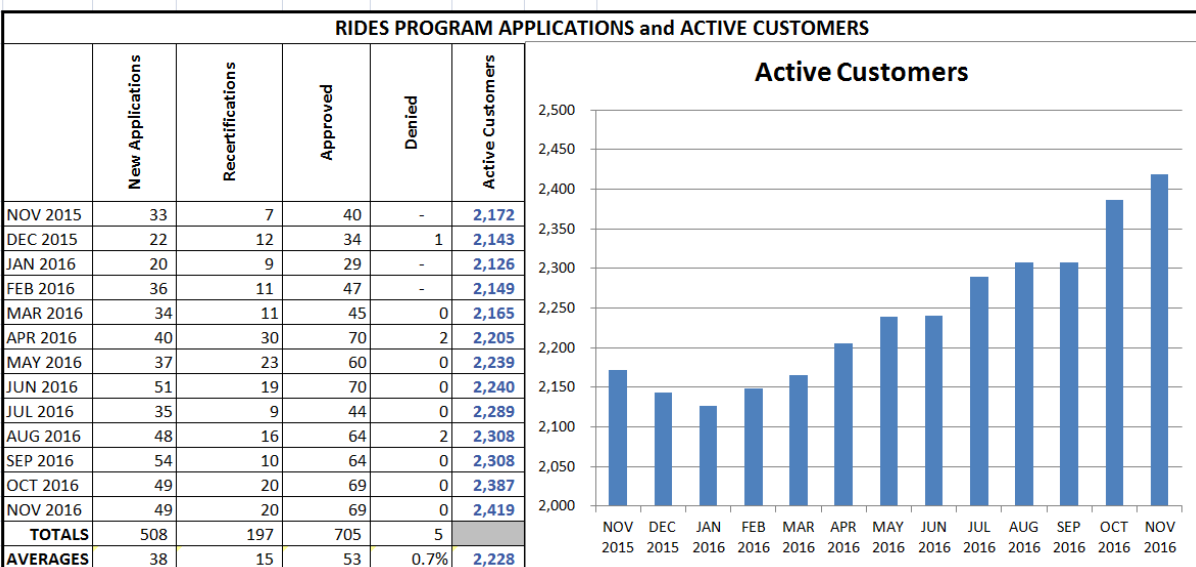
As of November 2016, there were 2,419 customers enrolled in the RIDES program, up 10% from November 2015. Of these, 688 customers took trips during the month totaling 8,800 trips of which 32% required wheelchair access. The *no show* was 8.9% and the *late cancellation* rate was 13.0% .

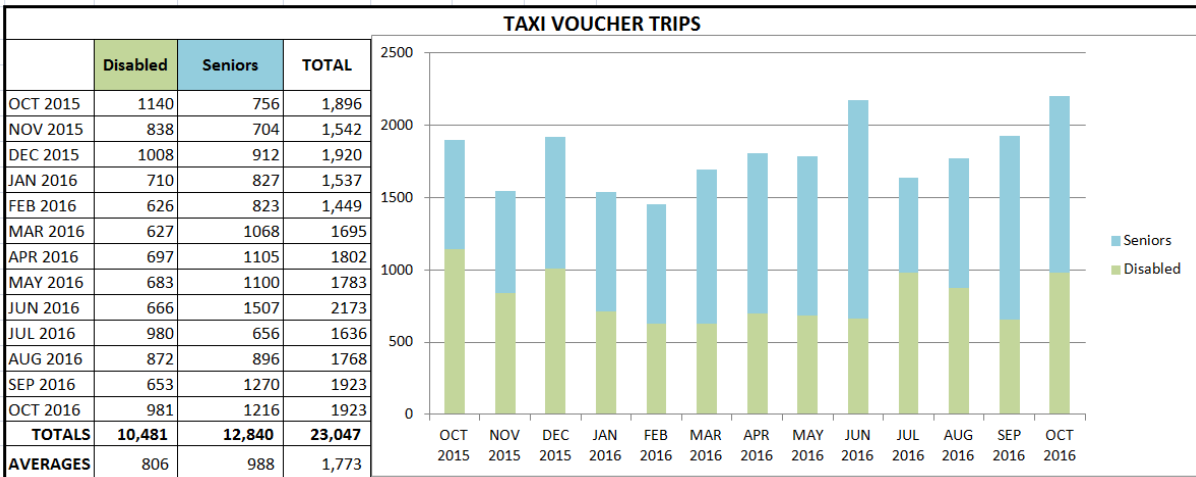
Navigator Program

Navigators continue to provide assistance with scanning and archiving taxi vouchers and RIDES documents while MST Navigator, and CSUMB student, Ruben Gomez, finished his community presentations on the MST Special Medical Trips program and began compiling his research data for his Capstone Project.



* Line 93 has been reinstated and now serves Glenwood Circle and Ryan Ranch.





Blank Page

ATTACHMENT 3a

December 20, 2016

To: Carl G. Sedoryk, General Manager/CEO

From: Michael Hernandez, Assistant General Manager/COO

Subject: Monthly Maintenance/Facilities Report for **November 2016**

This report summarizes the activities of the Maintenance and Facilities Departments as well as fuel prices during the past month.

FY17 Fuel Budget:	Average Fuel Price November 2016:	Average Fuel Price: FY2017
Diesel: \$3.10	\$1.86	\$1.86
Gasoline: \$3.20	\$2.08	\$2.12

Fleet Status:	Operating Cost Per Mile:	* Miles Between Major Mechanical Road Calls:
November 2016	\$1.11	19,940
FY2017	\$0.94	19,681 YTD
FY2016:	\$0.93	18,924 <u>YTD</u> Comparison
FY2015	\$1.01	21,306 Fiscal Year

***Minimum:** 7,000 Miles; **Goal:** 15,000 Miles

Department Activities/Comments:

There were 19,940 miles between major mechanical road calls during the month of November. There were a total of 25 road calls during the month, which included 16 for major mechanical issues and nine for minor/non-mechanical road calls. The highest number of road calls was for engine issues (6). The cost per mile rose to \$1.11 due to the replacement of some major components (differentials) on several coaches.

MST continued efforts with Presidio of Monterey staff in an attempt to secure a lease for an operations and maintenance site required during the remodel of TDA. The annex (office trailer) at TDA was prepared for relocation to the temporary facility.

During the month of November a new mechanic was hired and a new portable hoist was delivered to TDA. Staff continued work on in-processing new RIDES buses.

SUBMITTED BY: Michael Hernandez
Michael Hernandez

January 20, 2017

To: Carl G. Sedoryk, General Manager/CEO

From: Michael Hernandez, Assistant General Manager/COO

Subject: Monthly Maintenance/Facilities Report for **December 2016**

This report summarizes the activities of the Maintenance and Facilities Departments as well as fuel prices during the past month.

FY17 Fuel Budget:	Average Fuel Price December 2016:	Average Fuel Price: FY2017
Diesel: \$3.10	\$2.00	\$1.88
Gasoline: \$3.20	\$2.00	\$2.10

Fleet Status:	Operating Cost Per Mile:	* Miles Between Major Mechanical Road Calls:
December 2016	\$0.95	21,947
FY2017	\$0.94	20,059 YTD
FY2016:	\$0.93	18,831 <u>YTD</u> Comparison
FY2015	\$1.01	21,306 Fiscal Year

***Minimum:** 7,000 Miles; **Goal:** 15,000 Miles

Department Activities/Comments:

There were 21,947 miles between major mechanical road calls during the month of December. There were 24 total road calls during the month, which includes 15 for major mechanical issues and nine for minor/non-mechanical road calls. The highest number of road calls was for engine issues (5).

On December 21 staff was notified by the Core of Engineers that our request for a temporary facility on Joe Lloyd Way (JLW) was approved. MST staff began clean up and site preparations at the temporary facility the next day. MST's Annex (trailer) at TDA was relocated to JLW and move out preparations commenced.

MST's construction contractor, SSB Construction, began minor construction work at TDA beginning mid December.

SUBMITTED BY: 
Michael Hernandez

Blank Page

November 2016

MST Operated Fixed Route Bus Fleet - Summary Information

Fleet Series	Manufacturer Model/Year	Quantity In Revenue Service	Engine	Fuel Type	MPG	Average Life To Date Miles
1101-1121 (1120 only)	Gillig Phantom 2000	1	Detroit DC Series 50 ERG	ULS Diesel	3.8	713,323
1122 - 1129	Gillig Phantom 2003	7	Detroit DC Series 50 ERG	ULS Diesel	4.1	516,468
1701 - 1712	Gillig Low-floor 2002	12	Cummins ISM 280 HP	ULS Diesel	4.8	584,176
1713 - 1724	Gillig Low-floor 2003	12	Detroit DC Series 50 ERG	ULS Diesel	4.4	507,265
1725 - 1729	Gillig Low-floor 2007	5	Cummins ISM 280 HP	ULS Diesel	3.9	312,591
1730 - 1733	Gillig Low-Floor 2015	4	Cummins ISL 280	ULS Diesel	6.1	84,511
1801 - 1804	Gillig Suburban 2002	3	Cummins ISM 280 HP	ULS Diesel	4.9	881,725
1805 -1808	Gillig Suburban 2003	4	Detroit DC Series 50 ERG	ULS Diesel	4.9	802,588
1901 Electric / 1903 Diesel	2003 Optima Trolley	2	Cummins ISB	ULS Diesel	3.8 mpg Diesel trolley	21,479 Elec; 150,270 Diesel
2001 - 2010	Gillig Low-floor 2007	10	Cummins ISM 280 HP	ULS Diesel	4.5	387,092
2011 - 2021	Gillig Low-floor 2015	11	Cummins ISL 280	ULS Diesel	5.8	68,807
2101	Gillig Low-Floor Commuter 2013	1	Cummins ISL 280	ULS Diesel	6.1	176,992
2102 - 2104	Gillig Low-Floor Commuter 2015	3	Cummins ISL 280	ULS Diesel	7.3	117,503
4501 - 4504	MCI D4500 2009, 2010, 2012	4	Cummins ISM 480 HP	ULS Diesel	5.5	498,301
4505 - 4506	MCI D4500 2015	2	CUMMINS ISX 385 HP	ULS Diesel	6.7	194,386
994	El Dorado AEROELITE 290	1	Ford F550	Gasoline	7.1	41,877
Total Revenue Vehicles-Active Fleet:		82				
Contingency Fleet	Model Yr. 2003, Gillig Phantom: 1122	1	Cummins ISM 480 HP	ULSD Diesel	N/A	507,277

Historical Fleet:	"Bus 80" 1948 Fageol, Twin Coach (Gasoline)
--------------------------	---

	Revenue Fleet	Non-Revenue Fleet
Miles:	319,043	36,281
Gallons:	62,463	1,389
Average Miles Per Gallon:	5.1	26.1

	Current Inventory Value:
Fuel, Coolant & Lubricants:	\$180,299
Parts & Supplies:	\$192,092
Total Value:	\$372,391

December 2016

MST Operated Fixed Route Bus Fleet - Summary Information

Fleet Series	Manufacturer Model/Year	Quantity In Revenue Service	Engine	Fuel Type	MPG	Average Life To Date Miles
1101-1121 (1120 only)	Gillig Phantom 2000	1	Detroit DC Series 50 ERG	ULS Diesel	4.3	714,990
1122 - 1129	Gillig Phantom 2003	7	Detroit DC Series 50 ERG	ULS Diesel	4.2	519,340
1701 - 1712	Gillig Low-floor 2002	12	Cummins ISM 280 HP	ULS Diesel	4.7	587,686
1713 - 1724	Gillig Low-floor 2003	12	Detroit DC Series 50 ERG	ULS Diesel	4.4	509,794
1725 - 1729	Gillig Low-floor 2007	5	Cummins ISM 280 HP	ULS Diesel	3.7	315,232
1730 - 1733	Gillig Low-Floor 2015	4	Cummins ISL 280	ULS Diesel	6.2	89,037
1801 - 1804	Gillig Suburban 2002	3	Cummins ISM 280 HP	ULS Diesel	4.6	886,613
1805 -1808	Gillig Suburban 2003	4	Detroit DC Series 50 ERG	ULS Diesel	5.0	807,905
1901 Electric / 1903 Diesel	2003 Optima Trolley	2	Cummins ISB	ULS Diesel	0.0 mpg Diesel trolley	21,850 Elec; 150,592 Diesel
2001 - 2010	Gillig Low-floor 2007	10	Cummins ISM 280 HP	ULS Diesel	4.5	391,701
2011 - 2021	Gillig Low-floor 2015	11	Cummins ISL 280	ULS Diesel	5.2	73,018
2101	Gillig Low-Floor Commuter 2013	1	Cummins ISL 280	ULS Diesel	6.7	179,450
2102 - 2104	Gillig Low-Floor Commuter 2015	3	Cummins ISL 280	ULS Diesel	7.2	124,174
4501 - 4504	MCI D4500 2009, 2010, 2012	4	Cummins ISM 480 HP	ULS Diesel	6.0	502,707
4505 - 4506	MCI D4500 2015	2	CUMMINS ISX 385 HP	ULS Diesel	6.7	207,404
994	El Dorado AEROELITE 290	1	Ford F550	Gasoline	6.7	46,143
Total Revenue Vehicles-Active Fleet:		82				
Contingency Fleet	Model Yr. 2003, Gillig Phantom: 1122	1	Cummins ISM 480 HP	ULSD Diesel	N/A	508,093

Historical Fleet:	"Bus 80" 1948 Fageol, Twin Coach (Gasoline)
--------------------------	---

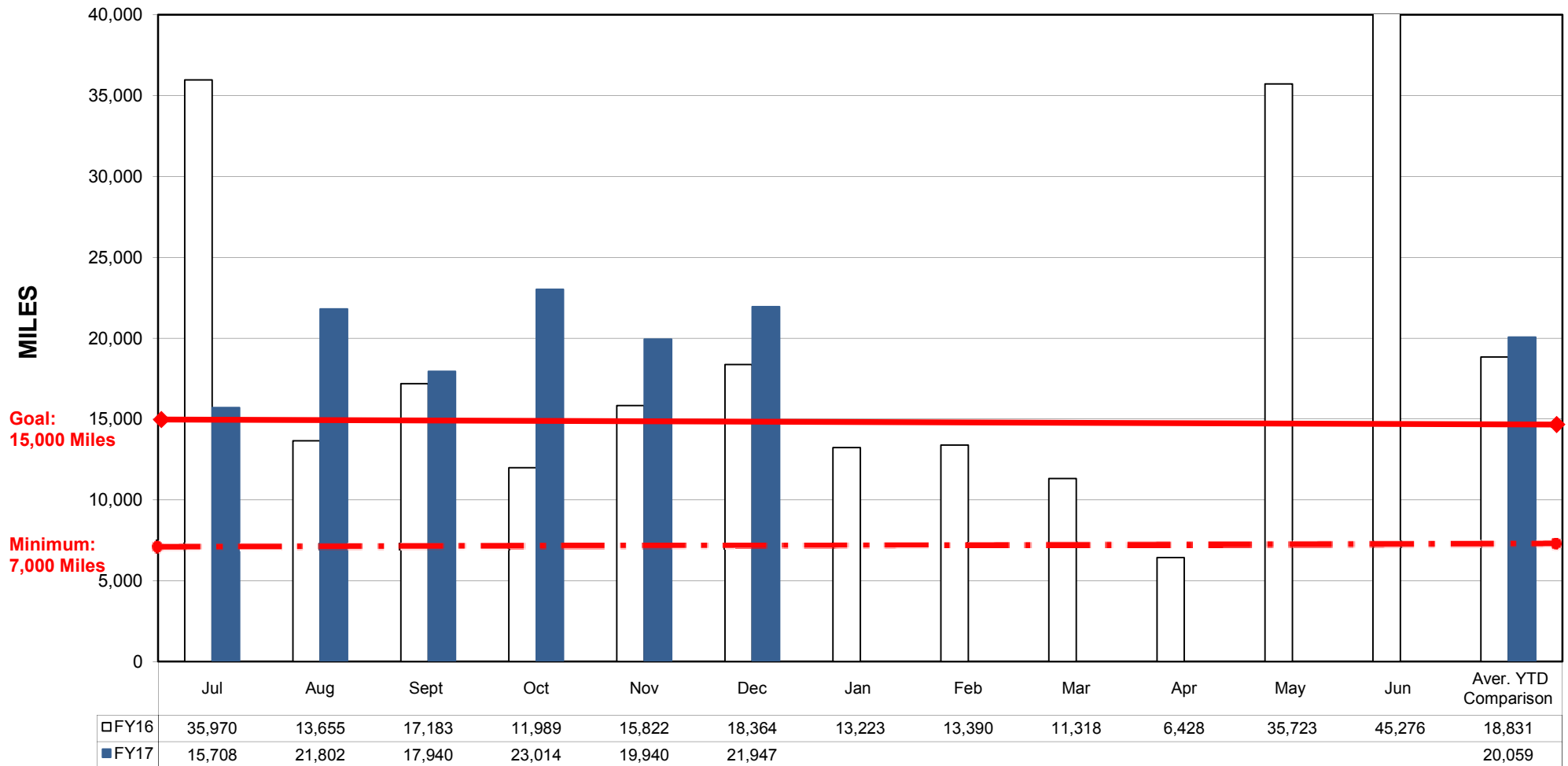
	Revenue Fleet	Non-Revenue Fleet
Miles:	324,945	37,398
Gallons:	64,565	1,381
Average Miles Per Gallon:	4.9	27.1

	Current Inventory Value:
Fuel, Coolant & Lubricants:	\$104,070
Parts & Supplies:	\$104,070
Total Value:	\$208,140

Miles Between Major Mechanical Roadcalls

FY16 vs. FY17 YTD

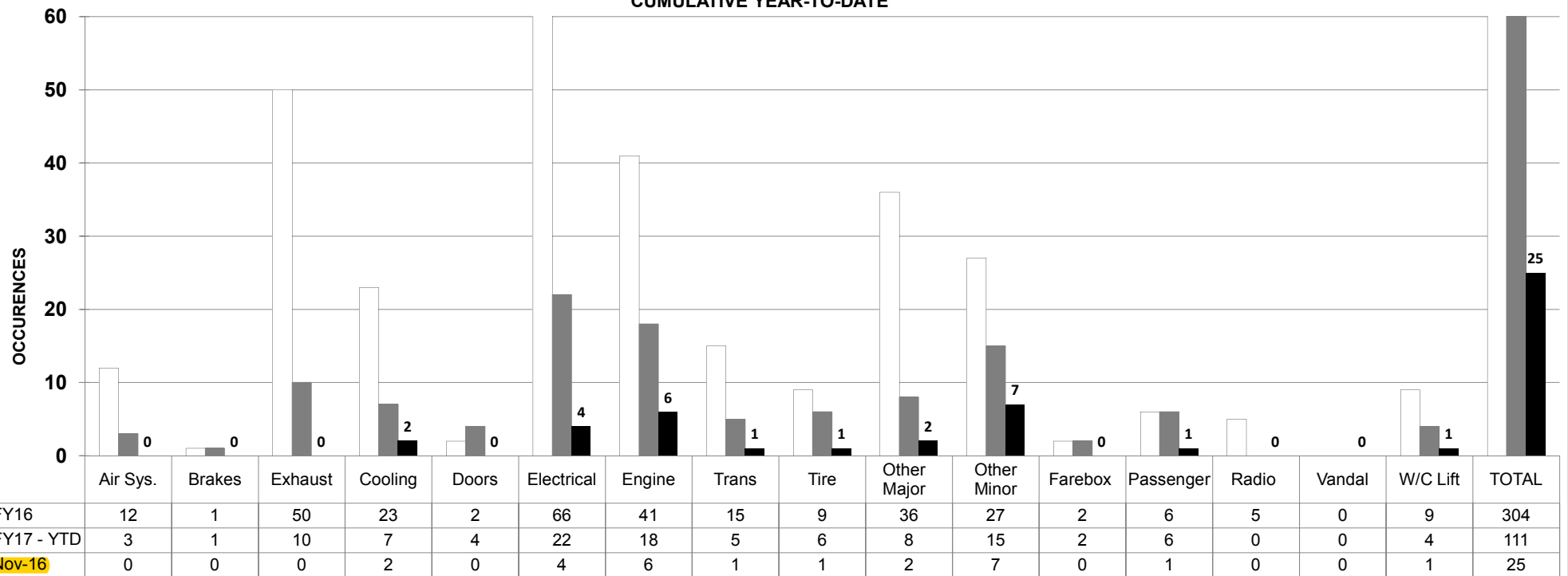
Year to Date Comparison



All ROAD CALLS - BY CATEGORY

FY 2016 & 2017

CUMULATIVE YEAR-TO-DATE

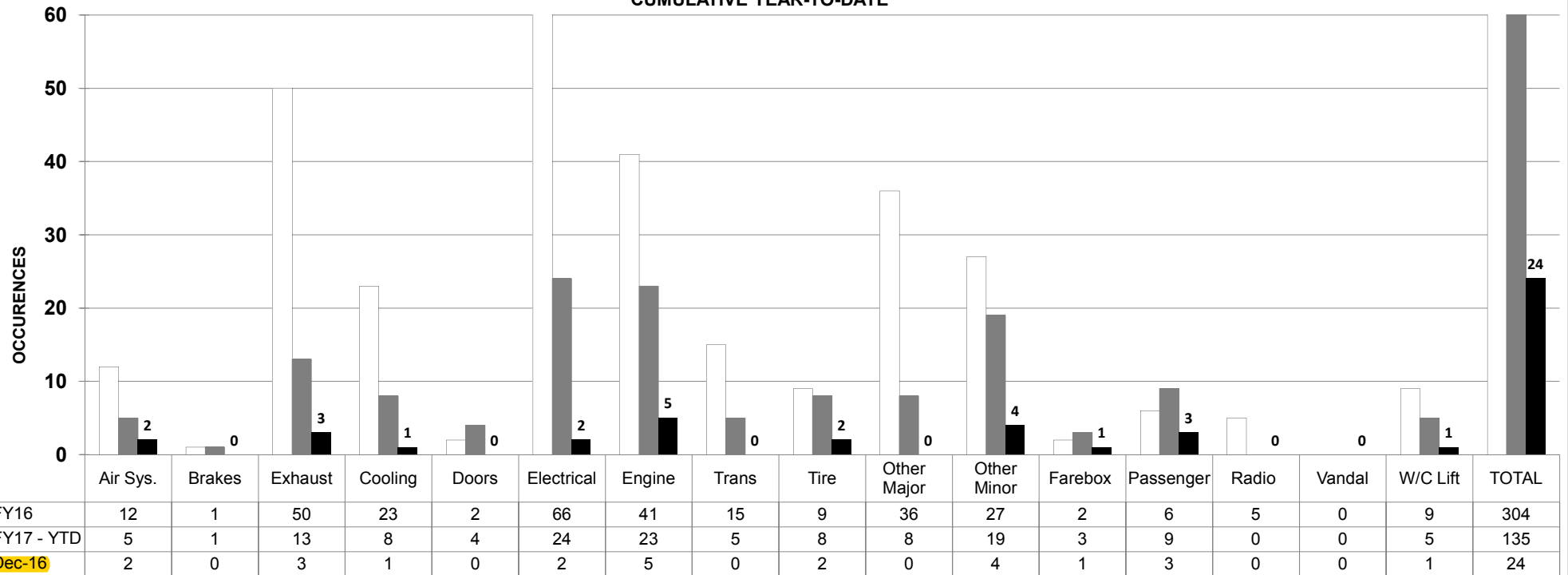


* "Other Major" and "Other Minor" categories includes major or minor mechanical failures not listed on this chart

All ROAD CALLS - BY CATEGORY

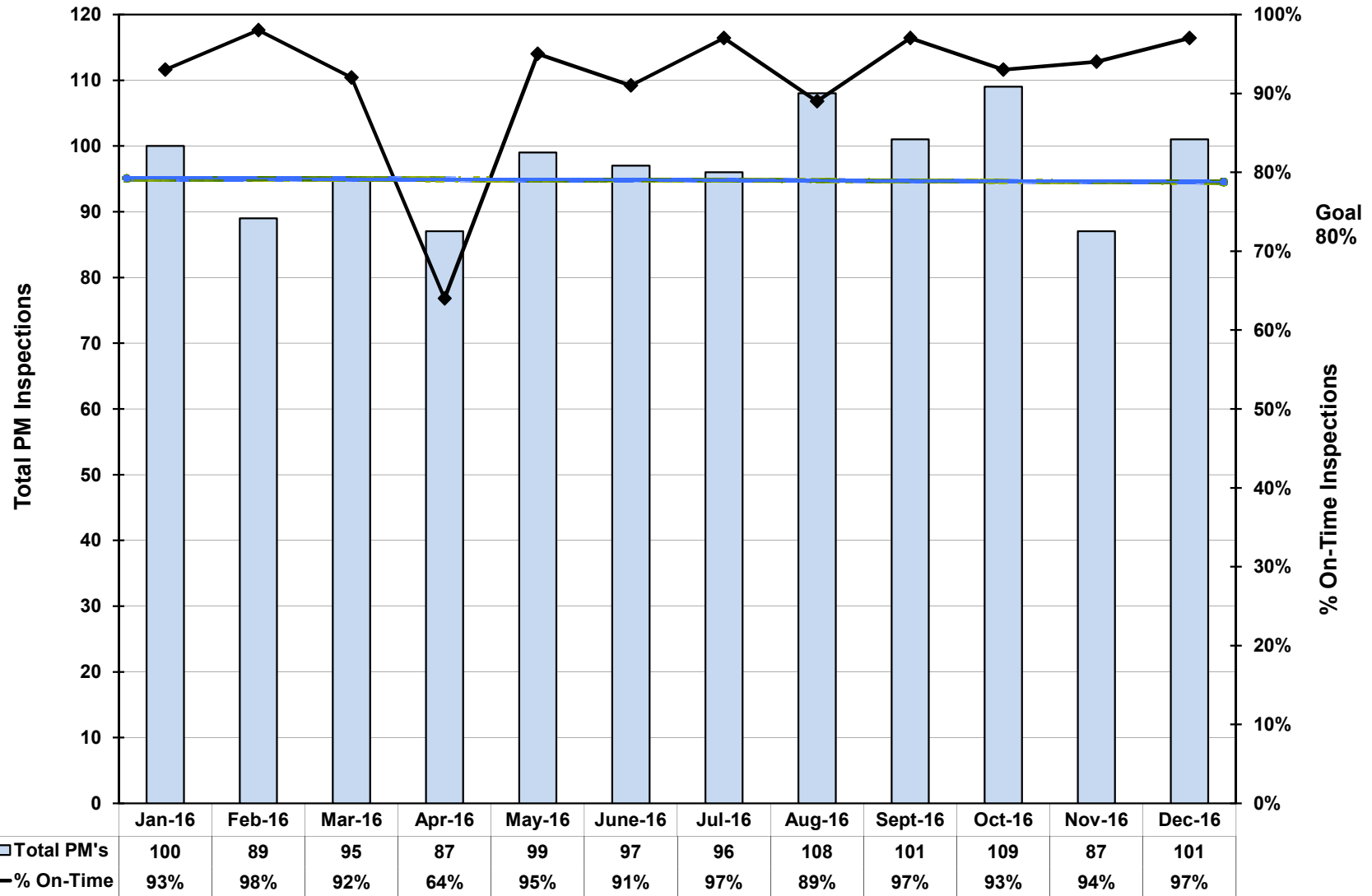
FY 2016 & 2017

CUMULATIVE YEAR-TO-DATE



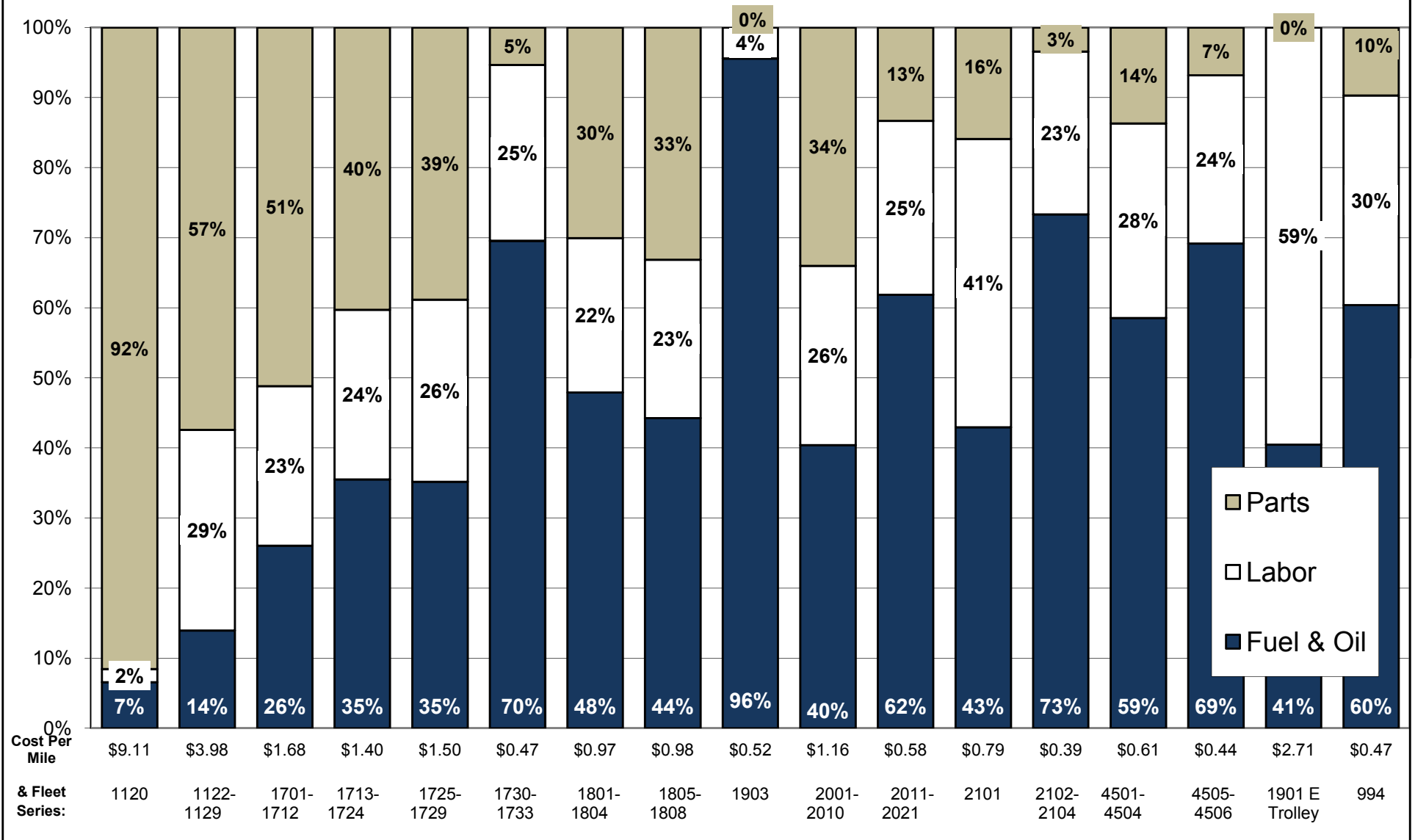
* "Other Major" and "Other Minor" categories includes major or minor mechanical failures not listed on this chart

PREVENTIVE MAINTENANCE (PMs) INSPECTIONS
PAST TWELVE MONTHS



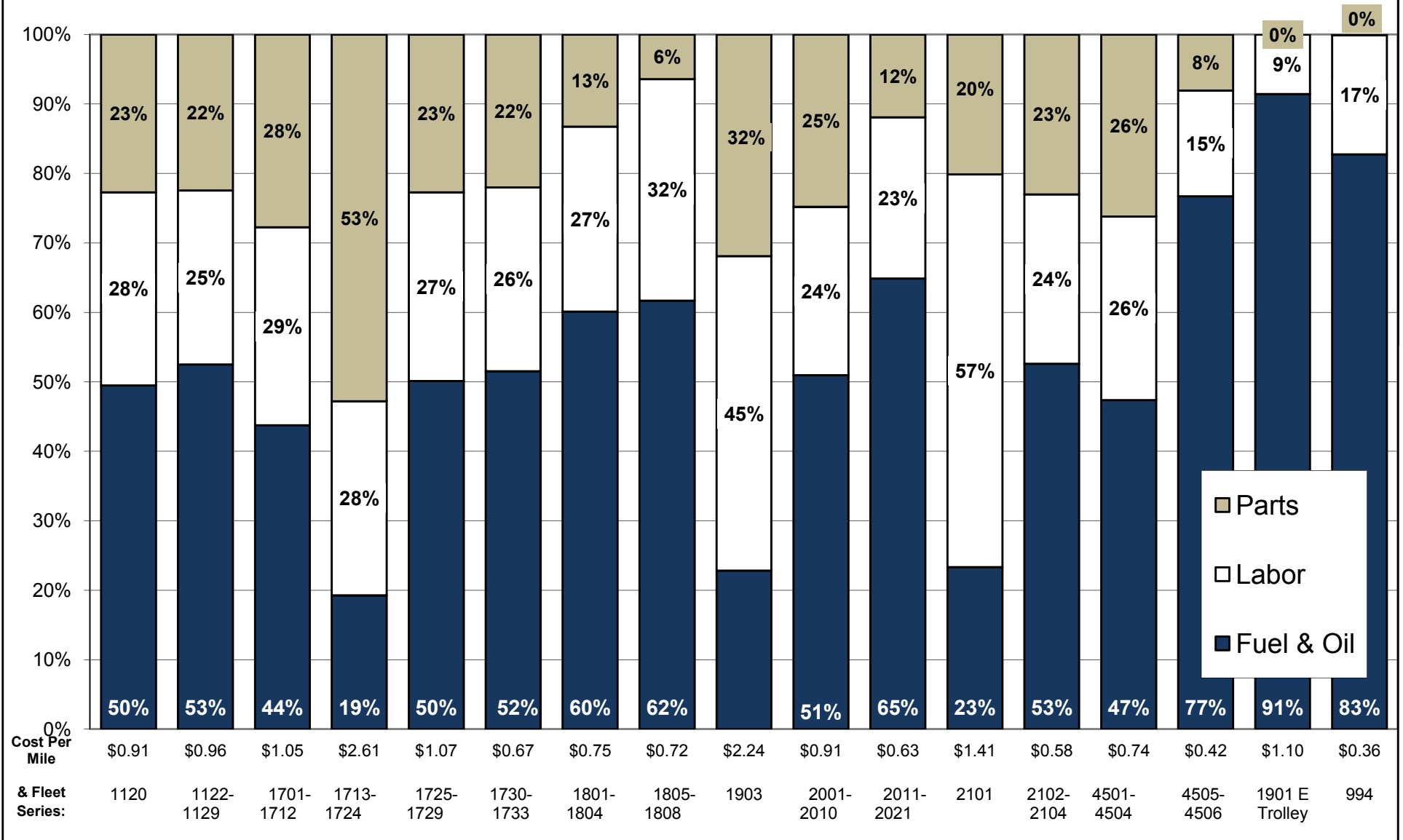
Revenue Fleet: Cost Per Mile

November 2016

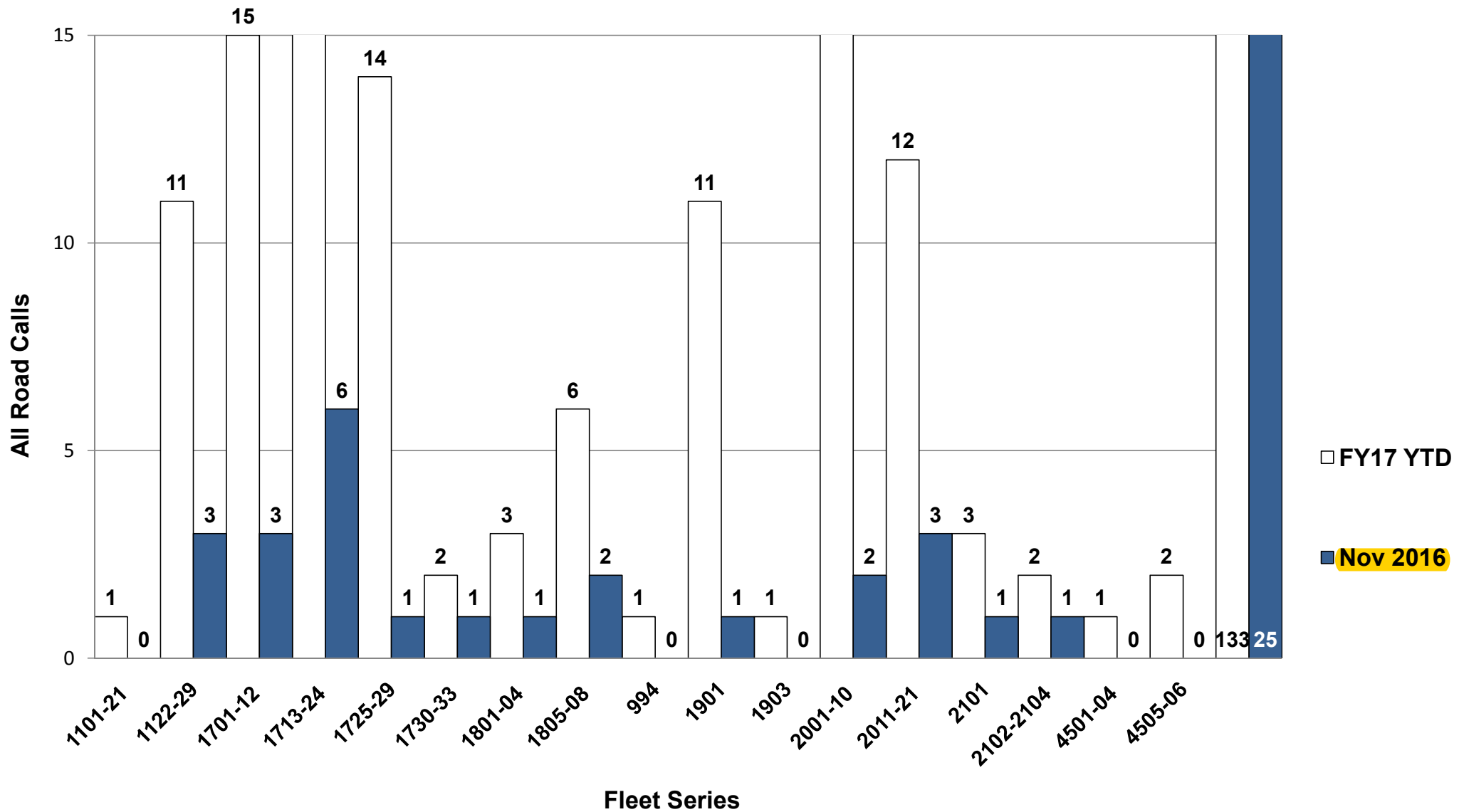


Revenue Fleet - Cost Per Mile: \$0.95

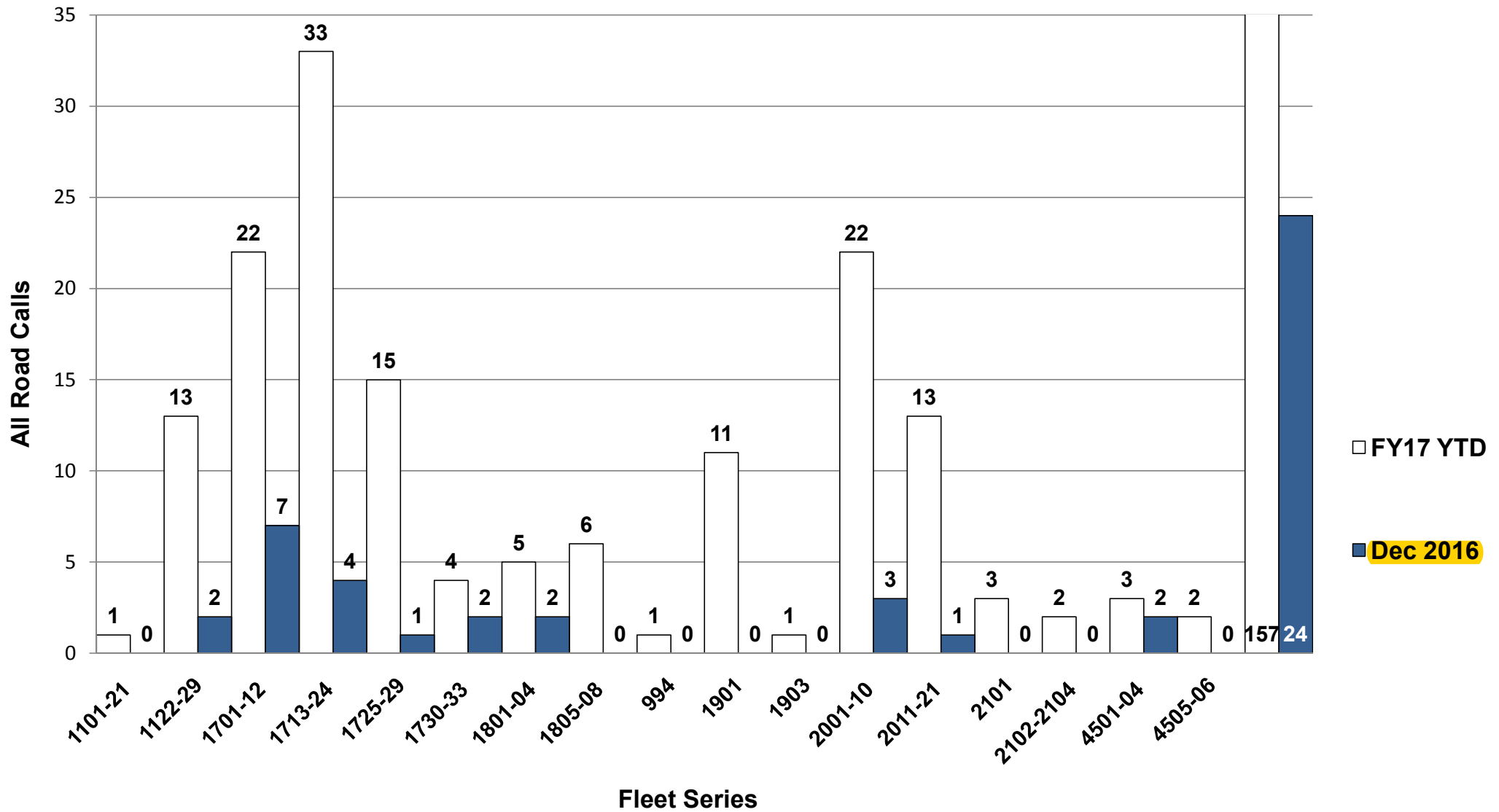
December 2016



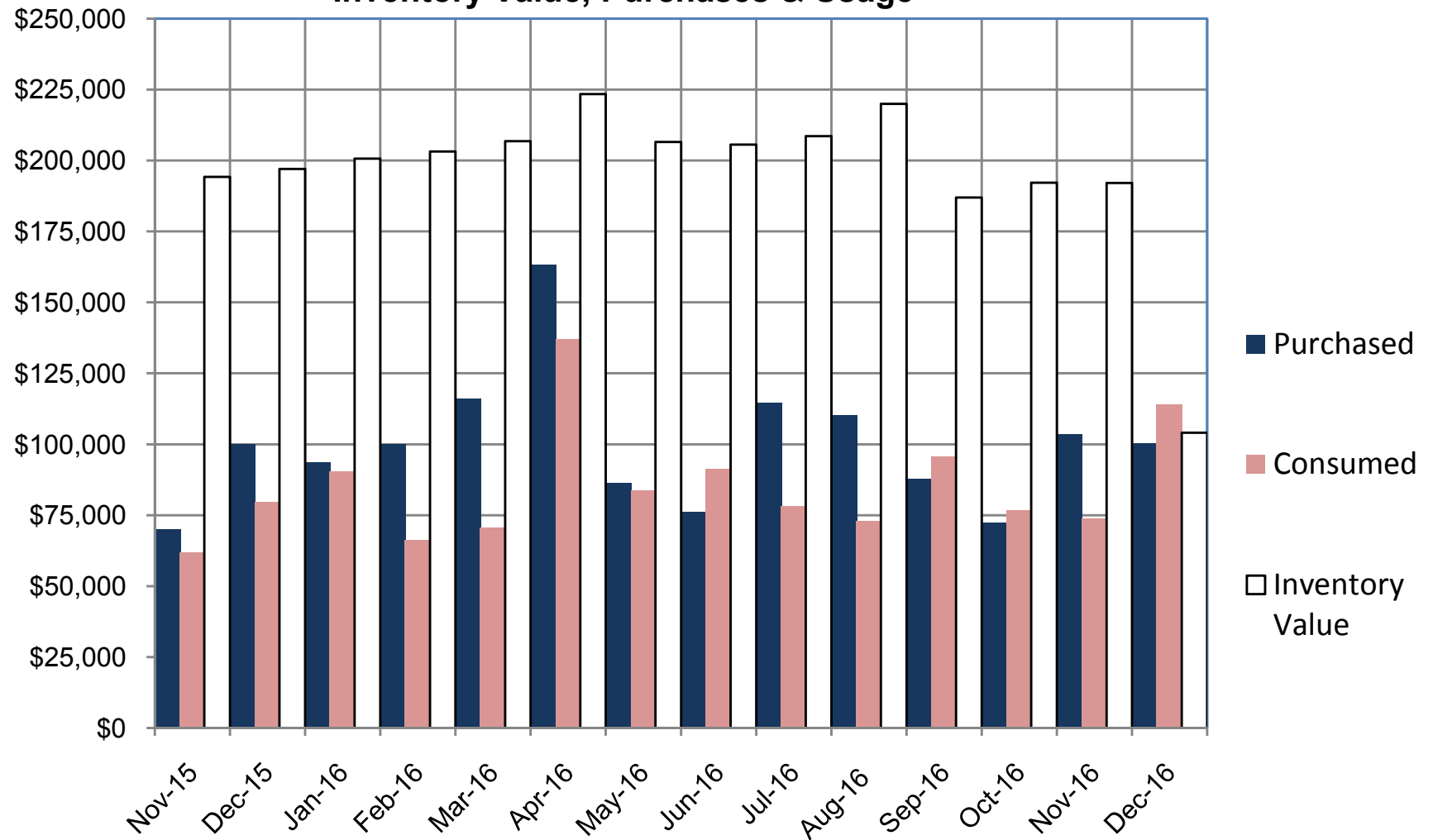
November 2016: ALL ROAD CALLS BY BUS SERIES
Major Mechanical: 16 Other/Minor Mechanical: 9
Total Miles: 319,043



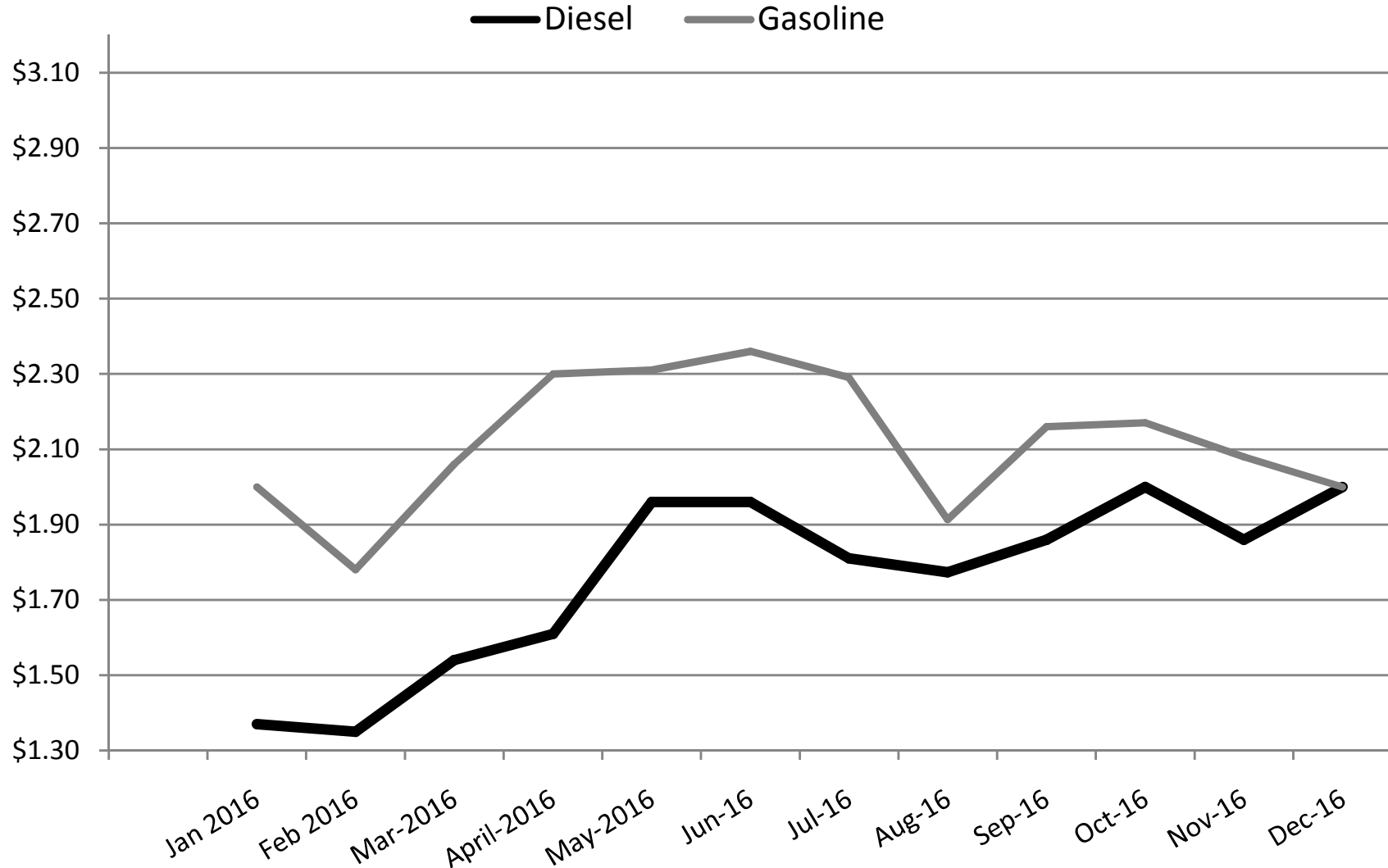
December 2016: ALL ROAD CALLS BY BUS SERIES
Major Mechanical: 15 Other/Minor Mechanical: 9
Total Miles: 329,211



Fleet Support Inventory Value, Purchases & Usage



12 Month Rolling Fuel Cost (Monthly Average)



12 Month Average:
 Diesel: \$1.76
 Gasoline: \$2.12

FY17 Average:
 Diesel: \$1.88
 Gasoline: \$2.10

FY2017 Fuel Budget
 Diesel: \$3.10 Gallon
 Gasoline: \$3.20 Gallon

ATTACHMENT 4-a

Date: January 9, 2017

To: C. Sedoryk, General Manager/CEO

From: Hunter Harvath, Assistant General Manager – Finance & Administration; Andrea Williams, General Accounting & Budget Manager; Mark Eccles, Director of Information Technology; Kelly Halcon, Director of Human Resources/Risk Management; Zoe Shoats, Marketing Manager; Sonia Bannister, Customer Service Supervisor.

Subject: **Administration Department** Monthly Report – **November 2016**

The following significant events occurred in Administration work groups for the month of November 2016:

Human Resources

A total employment level for November 2016 is summarized as follows:

Positions	Budget FY17	Actual	Difference
Coach Operators F/T	139	138	-1
Coach Operators Limited Duty	0	0	0
CO Occupational Injuries	1	0	-1
Operations Staff	31	30	-1
Maintenance & Facilities	49	46	-3
Administrative (Interns 1 PT)	30	30	0
Total	250	244	-6

*Total budget numbers do not include the C/O on Long Term Leave as those numbers are already reflected in the Coach Operators/Trainees number.

<i>October Worker's Compensation Costs</i>	
<i>Indemnity (paid to employees)</i>	\$8,512.81
<i>Other (includes Legal)</i>	\$5,788.73
<i>Medical includes Case Mgmt, UR, Rx & PT</i>	\$26,577.30
<i>TPA Administration Fee</i>	\$5,000.00
<i>Excess Insurance</i>	\$7,512.08
<i>Total Expenses</i>	\$53,390.92
<i>Reserves</i>	\$1,36,253.88
<i>Excess Reserved</i>	(\$403,670.49)
<i># Ending Open Claims</i>	33

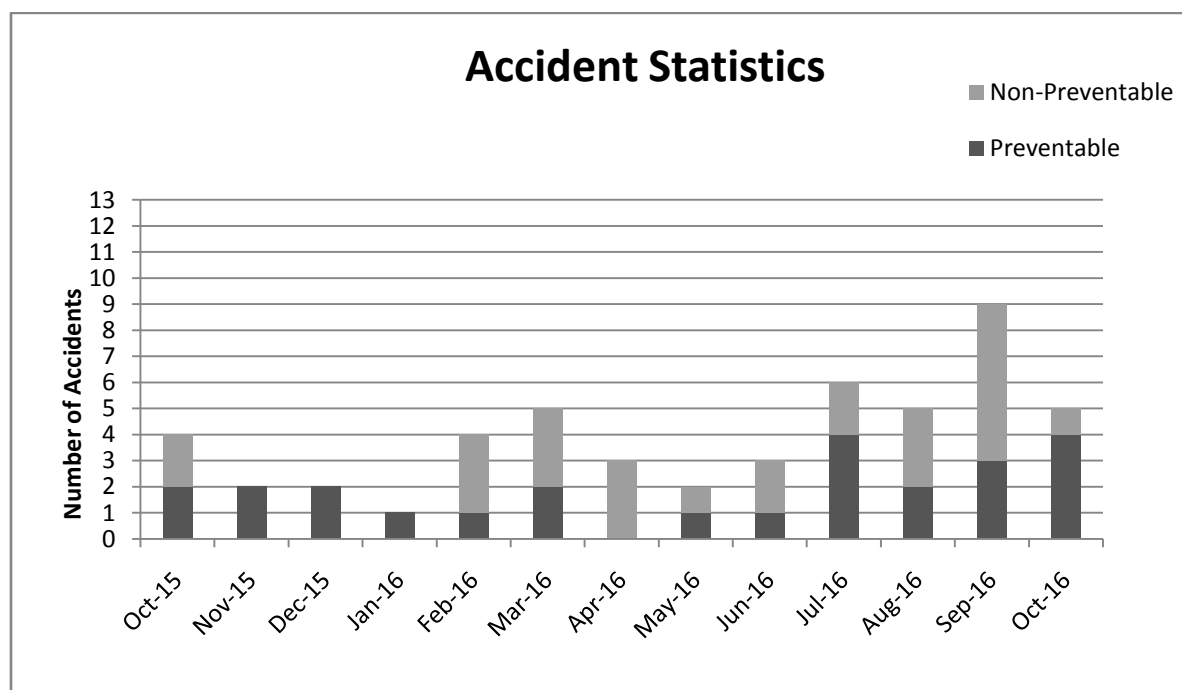
Training

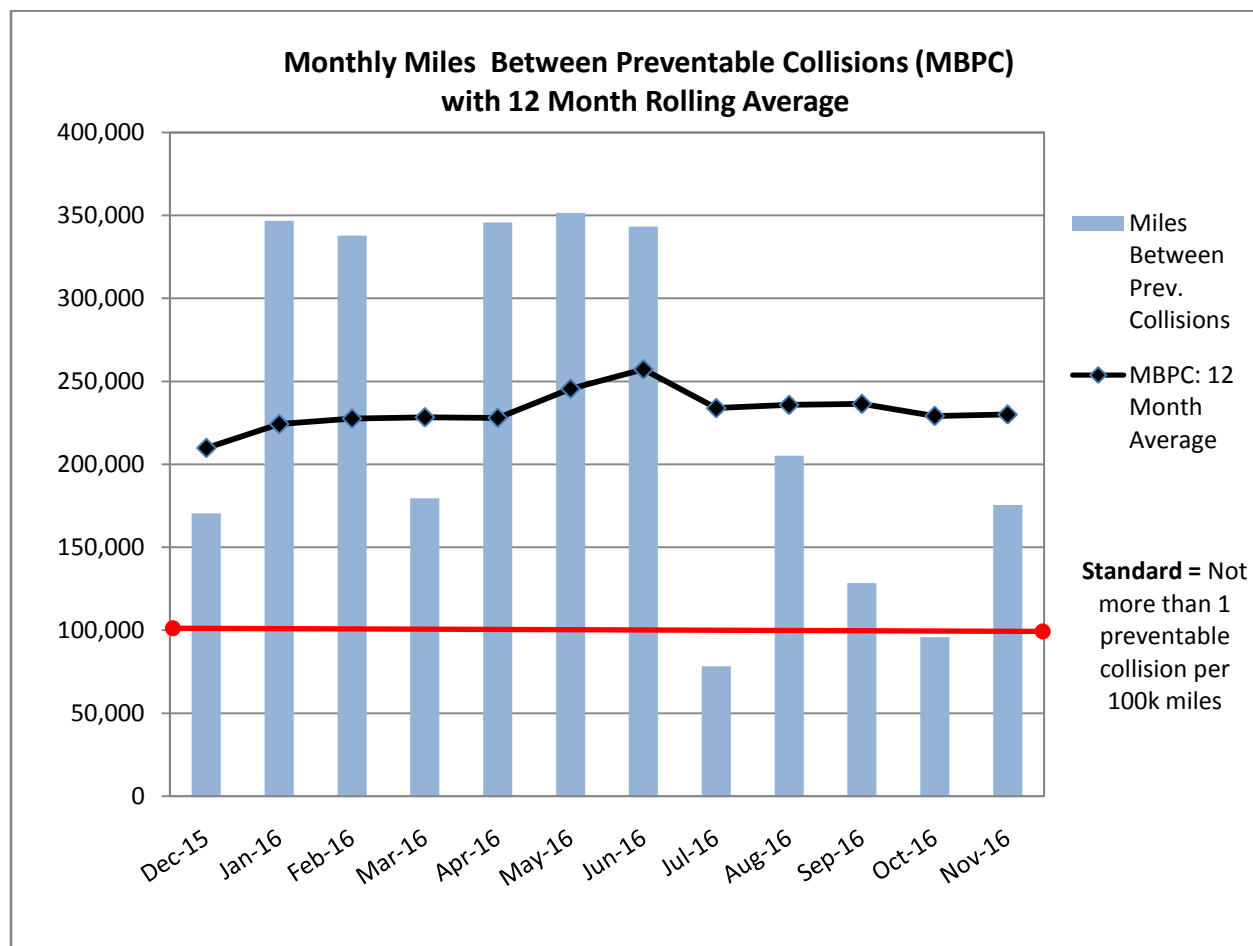
Description	Attendees
Annual Coach Operator Verification of Transit Training	3
FEMA IS-00100.b-Introduction to Incident Command System	2
Post-Accident/Incident Re-training	4
Harassment Prevention for Transit Employees	3
Alliance Career Training Solution: Excel Level 1	1
Special District Risk Management: Special District Board Secretary/Clerk Program	1
Sam Trans: Diesel Engine Tune-Up and Troubleshooting	2
CTA Fall Conference Attendance	10

Risk Management

Description	November 2016 Preventable		November 2015 Preventable	
	Yes	No	Yes	No
POV Vehicle hits MST Vehicle	0	2	0	0
MST bus hit stationary object	2	0	2	0
TOTAL	2	2	2	0

During the month of November there were two occurrences of a bus making contact with stationary objects. Both considered minor with no injuries to report.





There were \$8,185.04 in claim recoveries during this period and no claims paid.

Customer Service Update – November 2016

Service Report Type	MST	*Other Provider	# of valid reports	% of reports received	November '15	% of reports received
Improper Driving	4	6	1/5*	17.6%	5	12.2%
Routing	2	0	2	3.5%	1	2.4%
Passed By	2	3	1*	8.8%	2	4.9%
Improper Employee Conduct	1	0		1.8%	3	7.3%
Bus Stop Amenities	2	0		3.5%	1	2.4%
Late Arrival	0	0		0.0%	2	4.9%
Fare / Transfer Dispute	0	1		1.8%	1	2.4%

No Show	1	0		1.8%	1	2.4%
Inaccurate Public Information	0	0		0.0%	1	2.4%
Service Other	2	4	1/2*	10.6%	9	22.0%
Passenger Conduct	2	0		3.5%	1	2.4%
Early Departure	2	8	1/8*	17.6%	5	12.2%
Off Route	0	0		0.0%	1	2.4%
Employee Other	5	2	2/1*	12.3%	6	14.6%
Service Schedule	2	0	1	3.5%	0	0.0%
Agency Policy	0	1		1.8%	2	4.9%
ADA Compliance	1	0	1	1.8%	0	0.0%
Harassment by Employee	0	1	1*	1.8%	0	0.0%
Service Animal	2	0		3.5%	0	0.0%
Taxi	0	1	1*	1.8%	0	0.0%
Title VI Complaint	1	0		1.8%	0	0.0%
Unsafe Conditions	1	0		1.8%	0	0.0%
Total Complaints	30	27		100.0%	41	100.0%
Employee Compliment	0	1			1	
Service Compliment	0	0			1	

Finance Update – November 2016

General Accounting/Accounts Payable

During the month of November, staff processed timely and accurate payments to vendors, recorded appropriate revenues, and prepared monthly financial reporting and analysis. In addition, staff completed and submitted the required annual reporting to the National Transit Database which aids in the appropriation of FTA formula funds to transit agencies.

Payroll

Routine changes and adjustments to payroll records were maintained along with filing of all federal, state, and retirement reports and payments on a timely basis. Payroll continued to provide hours and earnings reports upon request to MST departments

Grants

Staff prepared for and participated in a site visit from Caltrans. It was a comprehensive review of program expenses for Prop 1B Public Transportation Modernization Improvement and Service Enhancement Account (PTMISEA). The Grants Analyst assisted with compiling information for the National Transit Database annual report.

The Low Carbon Transit Operations Program progress report was prepared and submitted on time.

Purchasing

During the month of November, Parts Staff was busy with managing inventory levels, and ensuring continued supplies. Inventory levels are remaining under \$200K and with the new buses added to the fleet. Parts staff is seeing a decline in the expenditure of costly component replacements. Parts staff has also been evaluating and disposing of obsolete inventory in preparation for the future relocation of Parts inventory and staff, to a temporary location during construction at TDA.

Information Technology Update- November 2016

Staff worked with MST Operations and Maintenance Department personnel for the monitoring of the ITS equipment installed on the vehicles. These include the hardware and software for the Trapeze Group Automatic Vehicle Location system on the fixed route and Paratransit fleets.

Staff liaised with Trapeze Software Group to start the process for implementation of the Fixed Route Interactive Voice Response (IVR) system. Staff purchased and configured the necessary hardware for this system.

Staff monitored and tweaked the Trapeze Group Enterprise Asset Management (EAM) vehicle maintenance system.

Staff continued to support the users of the Serenic Navision accounting/payroll system.

Staff monitored the functionality of the customer service database.

Staff worked with Giro and MST staff in preparing for the next phase of the implementation of the new modules in the Hastus system.

Staff liaised with the County of Monterey Information Technology Department and Trapeze Group regarding the radio hardware to be installed to extend data/radio/cell coverage to include San Jose and other outlying areas of service.

Staff monitored the virtual computer systems.

Staff monitored and tweaked the AT&T managed Voice Over IP (VOIP) telephone system.

Staff continued to support other MST staff members as needed, proactively ensuring that all were supported fully with their IT needs.

Staff attended the CTA Conference in Oakland.

Marketing and Sales Update – November 2016

Published news stories include: “Voters give a lift to transportation needs” (The Californian, 11/11/16); “MST to hold job fair” (Monterey County Herald, 11/16/16); “Good Week/Bad Week” (Monterey County Weekly, 11/17/16); “\$192,521 grant awarded to cut Salinas pedestrian deaths” (The Californian, 11/17/16); “Deeply discounted bus and parking passes” (Carmel Chamber of Commerce Weekly Update, 11/29/16).

Press releases sent include: “Monterey-Salinas Transit honors twelve outstanding veterans with annual bus passes, 11/8/16); “Monterey-Salinas Transit job fair Saturday” (11/15/16); “MST provides limited bus service Thanksgiving Day, Saturday schedule day after Thanksgiving” (11/18/16).

Marketing activities: Met with Wellman Advertising regarding updating JAZZ displays; held kickoff meeting with Wellman Advertising regarding RealTime bus arrival campaign; worked with staff to develop new phone tree layout; updated website for November 5 service modifications; continued work on RealTime flag signs; took photo of new Hartnell bus shelter for annual report; attended Monterey County Hospitality Recognition Luncheon; conducted interviews and hired two customer service representative/bilingual English/Spanish translators; held annual report meeting with staff and contracted graphic designer to determine design direction; edited annual report articles; continued work on MST-branded signage for LAB; created draft of phone tree scripts; continued work on grant-funded South County marketing campaign; decorated and coordinated MST Trolley appearance in Salinas Holiday Parade of Lights; provided edits to first proof of annual report; attended HWY 68 Roundabout Construction Project communications meeting; managed MST website content, Facebook page, and Twitter account.

Community outreach: Staffed information booth at St. Ansgar Church senior luncheon in Salinas; staffed information booth at Health Fair at Cesar Chavez library in Salinas; staffed information booth at La Gloria senior apartments in Salinas; staffed information booth at the CHP Age Well Drive Smart workshop in Carmel; staffed information booth at the CHP Age Well Drive Smart workshop in Salinas; staffed information booth at Salinas Valley Memorial Hospital in Salinas; staffed information booth at Steinbeck senior apartments in Salinas; staffed information booth at the Latino Farmers Conference in Salinas; presented to staff at Salinas Valley Memorial Hospital in Salinas; presented to staff and seniors in two CHP workshops in Salinas and Carmel.

Planning Update – November 2016

During the month of November, staff continued to monitor the revenues and expenses for the military partnerships after implementation of the July 2014 Presidio reductions that were required because Congress allowed the expanded federal transit benefit to be reduced by nearly 50% effective December 2013. Revenues received from the federal transit benefit have stabilized and increased during recent months so that revenues are matching expenses and have fully made up for previous losses. During the month the Presidio, with assistance of MST Business Development Transit Planner, Mike Gallant, continued its targeted recruitment efforts to maximize military and civilian participation in the federal transit benefit program. This effort is intended to stabilize and grow revenues for MST to continue operating the military-funded routes. Fortunately, Congress voted in December 2015 to raise the transit benefit again on a permanent basis. The benefit was raised for the Presidio participants on March 10, 2016. As such, staff will continue discussions with the Presidio to re-evaluate the program with some expansions possible for the future.

In November, staff held a kick-off meeting with agency partners on the Bus Operations on Highway 1 Shoulders and the Monterey Branch Line Feasibility Study. In attendance were representatives from Caltrans, California Highway Patrol, AMBAG, TAMC, Santa Cruz METRO, Santa Cruz Regional Transportation Commission, City of Marina, and the consultant team, CDM Smith.

Staff met with City of Gonzales staff to evaluate the possibility of installing bus stops in the downtown area to better serve the City and MST passengers.

Throughout the month, staff continued participating in meetings with various local agencies, including the Transportation Agency for Monterey County, Association of Monterey Bay Area Governments, Salinas Valley Chamber of Commerce Government Relations Committee, the Monterey County Hospitality Association, Monterey County Business Council, and the Fort Ord Reuse Authority.

Blank Page

Voters give a lift to transportation needs

MacGregor "Goya" Eddy, For The Salinas Californian 9:12 a.m. PST November 11, 2016



(Photo: The Salinas Californian)

More than \$150 billion were authorized by local transportation measures across the nation and voting patterns indicate that the country is not divided on this issue. Locally, voters passed Measure X on Nov. 8 in Monterey County.

Cities and counties comprised of widely diverse voters chose to tax themselves to repair roads and increase public transit.

For example, residents of Indianapolis, Ind., an economically struggling city, voted to increase their income taxes to improve the bus system. In Los Angeles, the iconic car-loving city, voters passed a ½-cent sales tax for perpetuity. It passed by 70%. A post-election analysis of the voting, by the advocacy group Transportation for America, (t4america.org) (<http://t4america.org>) showed that transportation was not a partisan issue in the Nov. 8 election. Rural, urban and suburban people all want better transportation choices, and they want local control. The more specific and detailed the transportation measure was, the more likely it was to pass. Most of the measures that passed were finally successful after several failed attempts.

A good example of that was Monterey County's successful transportation Measure X, a sales tax increase of ¾-of-a-cent projected to raise \$600 million over the next 30 years, or \$20 million a year. Measure X passed with 67.3% of the vote, just slightly more than the two-thirds approval needed. Efforts to pass a county transportation measure had failed five times previously. It is amazing that all of the diverse cities and towns of our county supported this measure, and all five members of the county Board of Supervisors also approved it.

In addition to L.A. and Monterey County, local self-help transportation measures were passed in Merced, San Francisco, Santa Cruz and Stanislaus counties.

Nationwide, transportation measures address the need to repair crumbling roads and include public transit support and efforts to increase safety when people are walking or riding a bicycle. Drivers, pedestrians, bicyclists and public transit users are not separate groups of people. Every bus ride begins and ends with a walk, recreational bicyclists drive a car to lovely areas to ride their bikes. I took the train to Crater Lake and rented a car to explore the area. We all use different modes of transit at different times, and the voters indicated that the American people want choices in transportation.



(Photo: Dave Potter)

Potter backs train service

Dave Potter, Monterey County Supervisor for District 5, was honored Monday at the Transportation Agency for Monterey County (TAMC) Rail Policy Commission meeting for his 22 years of advocacy for rail projects.

Potter, who has represented District 5 since 1996, has worked to bridge the gap in passenger rail service in Monterey County. The Amtrak Surfliner passenger train ends in San Luis Obispo and the Capitol Corridor starts in San Jose, leaving Monterey County as a big hole in train service. "Of all my supervisorial duties and efforts" Potter said, "working for rail service has been the most fun." Pending TAMC Board approval, Potter will represent TAMC on the Coast Rail Coordinating Committee after he leaves elected office in January. The committee has the goal of improving passenger rail service between San Francisco and Los Angeles. The Coast Daylight is a joint Caltrans/Amtrak effort by the CRCC to extend the Amtrak Surfliner up to San Jose, which would close the Monterey County gap in rail service. "We are pleased that Dave Potter is willing to serve," Debbie Hale, director of TAMC said, "because he has so much experience and a wealth of knowledge

in passenger rail advocacy for our county."

Board meets: Monterey-Salinas Transit (MST) Board will meet at 10 a.m. Monday, Nov. 14 at 19 Upper Ragsdale Drive, Monterey. The agenda includes approval by the board of a Memorandum of Understanding (MOU) among TAMC, the city of Salinas, and MST, regarding the Salinas Intermodal Transportation Center expansion. Online go to mst.org (<http://mst.org>) or call 888-678-2871.

Business digest: MST to hold job fair

By Herald staff

Wednesday, November 16, 2016

Monterey

Job Fair >> Monterey-Salinas Transit will hold a job fair Saturday at its operations facility, 1 Ryan Ranch Road. MST is seeking bus drivers and mechanics.

Applications will be accepted in advance or between 8:30 and 9:30 a.m. on the day of the job fair. Candidates should submit a DMV printout (H-6) with their application. Testing will be held 9:30 to 11:30 a.m. or 1:30 to 3:30 p.m. Late arrivals will not be accepted for testing sessions.

For more information, see www.mst.org/about-mst/employment.

Marina

Reopening >> A ribbon cutting and grand reopening of the Marina Community Center Playground will be held 3:30 p.m. Saturday at 211 Hillcrest Ave.

The event includes a free community barbecue.

For information, see www.ci.marina.ca.us or call 831-884-1278.

Pebble Beach

speaker announced >> Jeff Johnson of the Citizens Climate Lobby will be the speaker at the Pacific Grove Rotary Club lunch meeting at noon Tuesday at The Inn at Spanish Bay, 2700 17 Mile Drive, Pebble Beach.

Lunch is \$25. For reservations, call Jane at 831-649-0657.

Monterey County

THE WINSLOWART SHOW >> Pianist Richard Carr will be the guest on WinslowArt at 1 p.m. Thursday on Comcast Channel 27, AT&T Channel 99 and live at www.AMPMEDIA.ORG on AMP2.

URL: <http://www.montereyherald.com/business/20161116/business-digest-mst-to-hold-job-fair>

© 2016 Monterey County Herald (<http://www.montereyherald.com>)

http://www.montereycountyweekly.com/news/the_buzz/the-buzz/article_4c6f76d4-ac3b-11e6-a20d-ab95cd480bb7.html

THE WEEKLY TALLY

39.3

Percent of voter turnout in Monterey County as of Friday, Nov. 11; an estimated 59,800 vote-by-mail and provisional ballots remain to be counted, so turnout is expected to increase.

Source: Monterey County Elections Department

Free Press

After his meeting with President **Barack Obama** in the White House on Nov. 10, President-elect **Donald Trump** tweeted, "Just had a very open and successful presidential election. Now professional protesters, incited by the media, are protesting. Very unfair!" His disdain for unfavorable media coverage isn't new; throughout the election, and during the first days of the transition period, Trump broke from the tradition of inviting a "pool reporter" – selected from a rotating group of journalists who are invited to cover events or speeches, then share their coverage with news outlets. (**Hillary Clinton** also broke from tradition, often failing to invite a pool reporter to campaign events.) In a letter to the Trump campaign, **White House Correspondents' Association** President **Jeff Mason** wrote, "[A pool] of journalists has a decades-long, bipartisan precedent, anchored to the principles of the First Amendment."

WHAT'S UP WITH THAT

A reader asked about a curious sight in Monterey earlier this month: "Why did a bunch of soldiers just fall from the sky into the Presidio with smoke, a POW MIA flag, and an American flag?" Turns out they were a U.S. Army special ops unit called "Black Daggers," and the jump was part of Defense Language Institute's 75th anniversary festivities Nov. 4-5.

OVERHEARD

"Trust me, I'm a millennial.

- "A young man speaking to a friend while surfing at Wharf 2 in Monterey.



GOOD WEEK / BAD WEEK

GOOD:

It's a great week – and season – for patrons of **Monterey-Salinas Transit**, including veterans. In sync with Veterans Day last week, MST awarded free annual bus passes to 12 deserving veterans. Meanwhile all sorts of other progress is taking place: RealTime bus arrivals are now live via Google Transit; a partnership with the **Monterey County Hospitality Association** allows for free GoPasses for hospitality employees; and reduced bus pass pricing from \$95/month to \$13/month is in place for those affected by the Holman Highway 68 roundabout project – anyone who lives or works in Big Sur, Carmel, Carmel Valley, parts of Monterey, Pacific Grove and Pebble Beach. More at www.mst.org.

BAD:

It's been another rough week for those waiting to hear whether they'll receive a business permit to operate medical cannabis businesses in the city of Salinas. In July, the city legalized medical marijuana dispensaries, delivery services, manufacturing plants and cultivators. City Council decided to give out just 12 cannabusiness permits, three for each type of business, and initially expected to select the candidates as early as October. City Attorney **Chris Callihan** said the review process was slowed down "to complete our due diligence." Then on Nov. 7, Callihan said there was a new cause for delay: a hold-up on the **Live Scan** process because of a change in the **Department of Justice's** processing system. Now, interviews with applicants to finalize the selection process have been pushed to 2017. (Good news softened the blow for some industry players Nov. 8 when California voters said yes to legalizing recreational marijuana.)

\$192,521 grant awarded to cut Salinas pedestrian deaths

MACGREGOR 'GOYA' EDDY 5:12 p.m. PST November 17, 2016



(Photo: Macgregor Eddy/For The Californian)

The Monterey County Health Department will work with three elementary schools in Salinas to provide education in pedestrian and bicycle safety.

The California Office of Traffic Safety has awarded a \$192,521 grant to prevent pedestrians and bicyclist traffic collisions. The program is called Safe Travels Via Salinas and will focus on Fremont, Los Padres and Sherwood Elementary schools. Monterey County Health Department Disease Prevention coordinator Jessica Perez will be responsible for the implementation.

"A unique feature of the grant is having the children practice with a mock town brought to their school," the health department announcement says. "Students will work with pretend traffic situations, such as cars

backing up in driveways and distracted drivers, learning to recognize the problems and how to protect themselves."

The yearlong grant will start on Nov. 21, an appropriate date since Nov. 20 is World Day of Remembrance for Road Traffic victims (worlddayofremembrance.org (<http://worlddayofremembrance.org/>)). The grant aims to reduce pedestrian accidents in the Salinas. There were 55 pedestrians injured in 2015, and three of them died. To help with the program or for more information contact Jessica Perez at 755-8975, or email PerezJ7@co.monterey.ca.us (<mailto:PerezJ7@co.monterey.ca.us>).

SPD granted \$105,000 for crash prevention

The Salinas Police Department has been awarded \$105,000 by the OTS for crash prevention. "This grant will no doubt prevent death and injury in Salinas," said SPD Traffic Sgt. Gerry Ross. "This money provides us with the resources to keep working toward our goal of zero traffic deaths." Statewide, after falling to a 10-year low in 2010, the number of persons killed in collisions has climbed 17% in California with 3,176 killed in 2015, according to the National Highway Traffic Safety Administration. Particularly alarming is the six-year rise in pedestrian and bicycle fatalities.

It is less than a month since the death of 17-year-old pedestrian Gabriela Beas, who was killed when motorcyclist ran a red light at high speed on North Main Street in Salinas. It feels right that these two grants are aimed at preventing such tragedies in the future.

Salinas pedestrian death rates high

Our police and our health department are taking the issue of pedestrian injuries and deaths seriously. As reported in this column on Oct. 28 (<http://www.thecalifornian.com/story/news/2016/10/27/pedestrian-deaths-should-shock-us/92864672/> (<http://www.thecalifornian.com/story/news/2016/10/27/pedestrian-deaths-should-shock-us/92864672/>)), the proportion of pedestrian deaths in Salinas is four times the national average, and twice the California average. "Over the last few years approximately half of the fatal traffic collisions in Salinas have involved pedestrians," Ross said. "We need to realize how dangerous it is to drive. If a two-ton machine strikes a person at even 20 to 25 mph, that person will more likely suffer serious injury or death."

The Health Department is concentrating on education, while the SPD plans to do both education and enforcement. "Years of research tell us that enforcement and education work best jointly," said OTS Director Rhonda Craft.

Improving our county's infrastructure with Measure X funds

The third E in preventing traffic collisions, (along with Education and Enforcement) is Engineering, which means building safer infrastructure. Our county has just successfully passed a self-help transportation sales tax (Measure X.) We can now set our priorities for safe transportation.

It is difficult for many people to attend the public meetings concerning transportation planning. To increase opportunities to contribute, the

Transportation Agency for Monterey County (TAMC) wants your ideas for pedestrian and bicycle improvements. Using an online interactive tool you can even draw what you want as well as: analyze gaps, identify sites for better connections, share routes that you currently walk/bike or routes that you would like to use if improvements were made. It is our money, our plan, so speak up now. Go to <http://www.tamcmonterey.org> (<http://www.tamcmonterey.org>) or call Virginia Murillo, TAMC Bicycle and Pedestrian Coordinator, at 831-775-0903 or email: virginia@tamcmonterey.org (<mailto:virginia@tamcmonterey.org>)

MST Job Fair Saturday at its bus operations and maintenance facility at One Ryan Ranch Road, Monterey. Positions for bus drivers and mechanics are available. For full job descriptions, and applications, visit www.mst.org/about-mst/employment (<http://www.mst.org/about-mst/employment>).

Zoe Shoats

From: Carmel Chamber of Commerce [kgiedt@carmelchamber.org]
Sent: Tuesday, November 29, 2016 2:17 PM
To: Zoe Shoats
Subject: Your Weekly Update from the Carmel Chamber of Commerce



Weekly Update!

November 29, 2016

It's Giving Tuesday!

Today is a day set aside for you to support your favorite Nonprofit Organization! If you need some suggestions, check out local NPOs on our website!

[Click here to view local nonprofit organizations.](#)



Mixer at La Playa Carmel

Wednesday, November 30, 2016

5:30 - 7:30 pm

Camino Real & 8th, Carmel, CA 93921

\$10 Carmel Chamber Members / \$20 Community Members

Enjoy a dazzling array of food and wine in this luxurious landmark hotel and discover its 100+ year old heritage.

What's Happening?!

- + Giving Tuesday
- + La Playa Carmel
- + Awards of Excellence
- + Open House at the VC
- + NEW Chamber Benefit!
- + Centennial Tie
- + Centennial Lantern
- + Member Events!
- + Highway 68 Updates

Member Deals!

Everyone loves a deal!

Briarwood Inn
Save Up To 40% Off
Starting Now! Click here
for promo codes.

All Rooms Discounted Sunday-Thursday.


Pacific Repertory Theatre
PacRep Theatre's Sister
Act The Musical 20% OFF.
Click here for promo code.

20% off Regular Priced Adult
Tickets for the Friday December
2th & December 9th

Carmel Fireplace Inn
Save Up To 40% Off
Starting Now! Click here
for promo codes.

All Rooms Discounted Sunday-Thursday.

Click here to register and be entered to win a Wine Walk passport valued at \$65!



Awards of Excellence Gala

Wednesday, Dec. 7 at Quail Lodge & Golf Club

THIS EVENT WILL SELL OUT! REGISTER TODAY!

To register to attend the Awards of Excellence, click here.

To promote your business by featuring an item in the silent auction, click here for the auction form.

To promote your business through sponsorship of the Awards of Excellence, click here for the sponsorship form.

Special thanks to Presenting Sponsor:



HAYASHI | WAYLAND

Special thanks to Dinner Wine Sponsor:
BERNARDUS



Carmel Valley

Special thanks to Reception Wine Sponsor:

Pacific Repertory Theatre
Sweet Thursday Deal
Buy one adult ticket, get one free
to any Thursday.

elizabethW
Free gift with \$20
purchase
(while supplies last)

Nielsen Bros. Market
15% off 12 bottles of wine
10% off 6 bottles of wine
(21 or over. All discounts above
exclude rare wines.)

[View all deals & savings »](#)

New Members!

Conrad | Asturi
Studios Inc.

If you know of a business
that would benefit from the
exposure, promotion and
support of the Carmel
Chamber, contact Lee,
Director of Operations at
llarrew@carmelchamber.org.

Job Openings!

Have a friend or family
member looking for a new
job? These members are
looking for them!

Deli Clerk/Cashier
Nielsen Bros. Market &
Deli



Special thanks to Platinum Sponsor:



Special thanks to Gold Sponsor:



Special thanks to Silver Sponsors:



New Visitor Center Open House

Stop by our new location at Carmel Plaza after the Carmel-by-the-Sea tree lighting ceremony on Friday, December 2! We are on street level (second floor) midway on the west side of the plaza. We will be serving treats from 6-8 pm.

Enjoy Your NEW Chamber Benefits!

With your 2017 chamber membership renewal, your website listing will be upgraded to 'Enhanced' as part of our commitment to 'maximizing' your exposure! An enhanced listing provides you with...

- Logo on search page
- Logo on profile page
- Photo gallery on profile page

[View all job postings »](#)

Quick Links

Like us on **Facebook** 

Follow us on **twitter**



DMT IMAGING

A Year in Photos

[2016 Membership Luncheon](#)


[2016 Taste of Carmel](#)

[2015 Awards of Excellence](#)

[Carmel Centennial Events](#)

- YouTube video on profile page
- Longer in-depth business description on profile page

In order to use this benefit, just **login to your profile** and have FUN! If you need a login, email kgiedt@carmelchamber.org.



Exclusive Carmel Centennial Tie

Robert Talbott has just released an exclusive tie for the Carmel Centennial in partnership with the Carmel Chamber! It is available at our visitor center at Carmel Plaza while supplies last. Only \$100 for this exquisite, custom-made tie. Complete with gift box, this is a wonderful collectible to commemorate Carmel's birthday.



Carmel Centennial Lantern

It is back! Lanterns are on sale at the Carmel Visitor Center located in Carmel Plaza! Get yours today and light your way to the holiday season!

Upcoming Member Events

The Carmel Foundation: "100 Years of Monterey's Old Fisherman's Wharf & Whalefest Monterey."
November 30, 2016

Alzheimer's Association: 'Melodic Memories' Sing-a-Long
December 2, 2016

Holiday Tree Lighting
December 2, 2016

Christmas Tree Lighting and Holiday Open House
December 2, 2016

Windy Oaks Wine & Cheese Pairing Party!

December 2, 2016

Opening Reception

December 3, 2016

Monterey Bay Aquarium Community Open House

December 3, 2016 - December 11, 2016

Carmel Heritage Society Inns of Distinction Tour

December 4, 2016

Carmel Woman's Club "Dali 17" Salvador Dali

December 5, 2016

Sister Act

Through December 18, 2016

Center for Photographic Art - 2016 International Juried
Exhibition

Through December 23, 2016

Holman Highway 68 Roundabout - Smooth, Safe & Simple

Construction Update

November 28 - December 2, crews will continue working on the retaining walls, earth work, and drainage work. Work will continue to be behind the concrete barriers and off the road way, and no daytime or nighttime closures are planned for next week.

Sign Up for Text Message Alerts

Sign up to receive text message alerts for the Holman Highway 68 Roundabout by texting 68roundabout to 888777. The text alert system is provided through a partnership with the County Office of Emergency Services, and will allow people to receive traffic alerts and updates directly on their cell phone or electronic device.

Construction Reminders

During construction, there may be occasional unexpected delays traveling through the area of Holman Highway 68 and Highway 1. Please allow extra time when traveling through the area. Additionally, there are also trucks entering and leaving the work zone, so we also encourage drivers to be work zone alert and to slow for the cone zone. **The live construction camera for the Holman Highway 68 Roundabout allows people to go on-line to view the construction in real time at: <http://bit.ly/2dgnwXK>**

Deeply Discounted Bus and Parking Passes

To help reduce congestion during construction of the Holman Highway 68 Roundabout, Monterey-Salinas Transit will be selling deeply discounted bus passes to individuals who live or work in the area affected by the construction zone. The bus

pass is a great way to avoid traffic while saving on the cost of driving your car.

In conjunction with the bus pass, the City of Monterey will provide deeply discounted parking at the Downtown Garages. When a customer shows their MST bus pass, they can purchase 20 daily entries to the parking garage for \$20, which a 50% discount. From the Downtown Garage, people can use their MST bus passes to get around Monterey, New Monterey, and Pacific Grove. For more information go to: <http://mst.org>

Please sign-up to receive weekly "look-ahead" email notifications: www.tamcmonterey.org

Thank you for your continued support of the Carmel Chamber of Commerce!

Sincerely,

Lee Larrew
Director of Operations
llarrew@carmelchamber.org
(831) 624-2522 x205

Krystlyn Giedt
Operations Specialist
kgiedt@carmelchamber.org
(831) 624-2522 x202

Carmel Chamber of Commerce, San Carlos between 5th & 6th,
PO Box 4444, Carmel, CA 93921

[SafeUnsubscribe™](#) zshoats@mst.org

[Forward this email](#) | [Update Profile](#) | [About our service provider](#)

Sent by kgiedt@carmelchamber.org in collaboration with

Constant Contact 

Try it free today

Date: February 6, 2017

To: C. Sedoryk, General Manager/CEO

From: Hunter Harvath, Assistant General Manager – Finance & Administration; Mark Eccles, Director of Information Technology; Kelly Halcon, Director of Human Resources/Risk Management; Lisa Rheinheimer, Director of Planning & Marketing; Zoe Shoats, Marketing Manager; Andrea Williams, General Accounting & Budget Manager; Sonia Bannister, Customer Service Supervisor.

Subject: **Administration Department** Monthly Report – **December 2016**

The following significant events occurred in Administration work groups for the month of December 2016:

Human Resources

A total employment level for December 2016 is summarized as follows:

Positions	Budget FY17	Actual	Difference
Coach Operators F/T	139	136	-3
Coach Operators Limited Duty	0	0	0
CO Occupational Injuries	1	0	-1
Operations Staff	31	30	-1
Maintenance & Facilities	49	47	-2
Administrative (Interns 1 PT)	30	30	0
Total	250	243	-7

*Total budget numbers do not include the C/O on Long Term Leave as those numbers are already reflected in the Coach Operators/Trainees number.

December Worker's Compensation Costs	
<i>Indemnity (paid to employees)</i>	\$8,512.81
<i>Other (includes Legal)</i>	\$5,788.73
<i>Medical includes Case Mgmt, UR, Rx & PT</i>	\$26,577.30
<i>TPA Administration Fee</i>	\$5,000.00
<i>Excess Insurance</i>	\$7,512.08
Total Expenses	\$53,390.92
Reserves	\$1,36,253.88
Excess Reserved	(\$403,670.49)
# Ending Open Claims	33

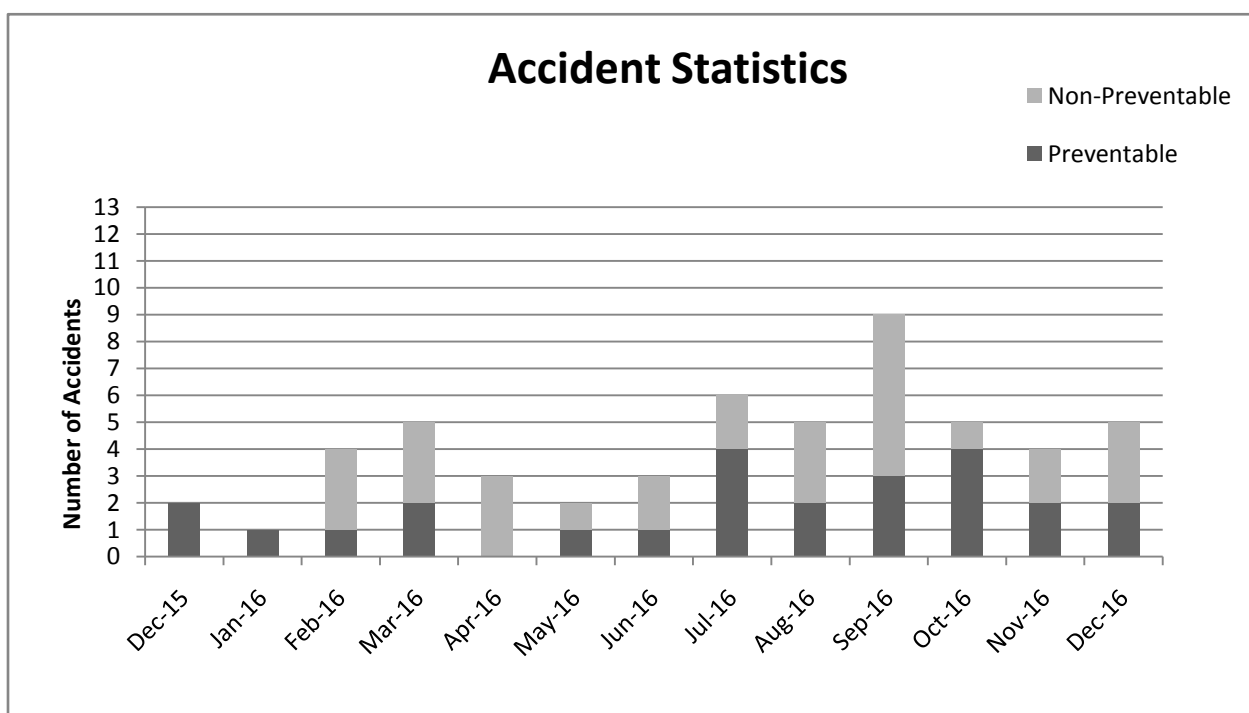
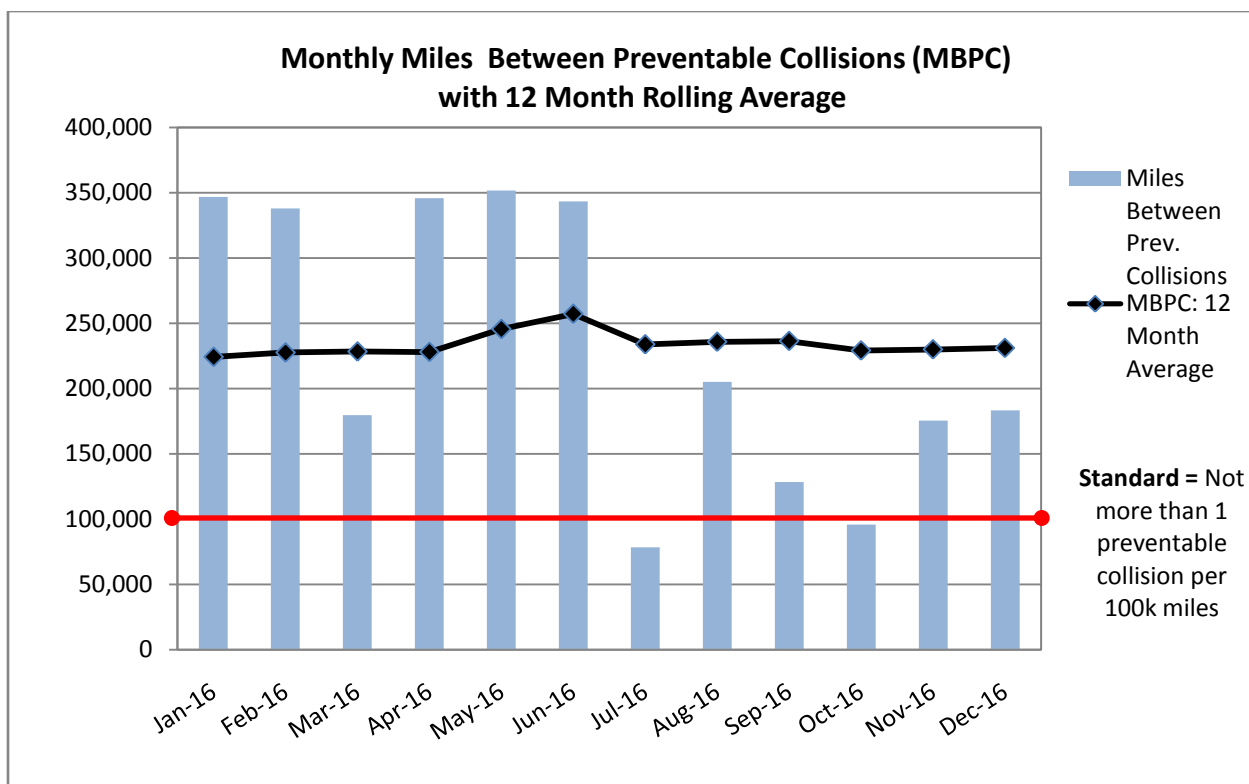
Training

Description	Attendees
Annual Coach Operator Verification of Transit Training	3
FEMA IS-00100.b-Introduction to Incident Command System	2
Post-Accident/Incident Re-training	4
Harassment Prevention for Transit Employees	3
Alliance Career Training Solution: Excel Level 1	1
Special District Risk Management: Special District Board Secretary/Clerk Program	1
Sam Trans: Diesel Engine Tune-Up and Troubleshooting	2
CTA Fall Conference Attendance	10

Risk Management

Description	December 2016 Preventable		December 2015 Preventable	
	Yes	No	Yes	No
POV Vehicle hits MST Vehicle	0	3	0	0
MST bus hit stationary object	2	0	2	0
TOTAL	2	3	2	0

During the month of December there were two occurrences of a bus making contact with stationary objects.



There were \$100,000 in claim recoveries during this period and \$1,436.60 claims paid.

Customer Service Update – December 2016

Service Report Type	MST	*Other Provider	# of valid reports	% of reports received	December '15	% of reports received
Improper Driving	4	6	1/5*	17.6%	5	12.2%
Routing	2	0	2	3.5%	1	2.4%
Passed By	2	3	1*	8.8%	2	4.9%
Improper Employee Conduct	1	0		1.8%	3	7.3%
Bus Stop Amenities	2	0		3.5%	1	2.4%
Late Arrival	0	0		0.0%	2	4.9%
Fare / Transfer Dispute	0	1		1.8%	1	2.4%
No Show	1	0		1.8%	1	2.4%
Inaccurate Public Information	0	0		0.0%	1	2.4%
Service Other	2	4	1/2*	10.6%	9	22.0%
Passenger Conduct	2	0		3.5%	1	2.4%
Early Departure	2	8	1/8*	17.6%	5	12.2%
Off Route	0	0		0.0%	1	2.4%
Employee Other	5	2	2/1*	12.3%	6	14.6%
Service Schedule	2	0	1	3.5%	0	0.0%
Agency Policy	0	1		1.8%	2	4.9%
ADA Compliance	1	0	1	1.8%	0	0.0%
Harassment by Employee	0	1	1*	1.8%	0	0.0%
Service Animal	2	0		3.5%	0	0.0%
Taxi	0	1	1*	1.8%	0	0.0%
Title VI Complaint	1	0		1.8%	0	0.0%
Unsafe Conditions	1	0		1.8%	0	0.0%
Total Complaints	30	27		100.0%	41	100.0%
Employee Compliment	0	1			1	
Service Compliment	0	0			1	

Finance Update – December 2016

General Accounting/Accounts Payable

During the month of December, staff processed timely and accurate payments to

vendors, recorded appropriate revenues, and prepared monthly financial reporting and analysis. Staff worked with our external auditors, Vavrinek, Trine, Day & Co., LLP, to complete our Comprehensive Annual Financial Report for FY2016.

Payroll

Routine changes and adjustments to payroll records were maintained along with filing of all federal, state, and retirement reports and payments on a timely basis. Payroll continued to provide hours and earnings reports upon request to MST departments

Grants

Staff participated in the California Air Resources Board workshop for Volkswagen's California Zero Emission Vehicle Investment Commitment and began coordinating several proposals to submit to Volkswagen for consideration. Staff also attended the Monterey County community Development Block Group (CDBG) annual workshop. The FTA Triennial Review was officially closed out in December.

Purchasing

During the month of December, Parts staff was busy with managing inventory levels, and ensuring continued supplies. Inventory levels are remaining under \$200K. Parts staff has also been evaluating obsolete parts and equipment in anticipation of our relocation to a temporary facility during the construction of the new operations and maintenance building at Ryan Ranch Road. The temporary Parts room will be smaller; therefore, some inventory will be relocated to the parts room at CJW.

Information Technology Update – December 2016

Staff worked with MST Operations and Maintenance Department personnel for the monitoring of the ITS equipment installed on the vehicles. These include the hardware and software for the Trapeze Group Automatic Vehicle Location system on the fixed route and Paratransit fleets.

Staff liaised with Trapeze Software Group to continue the process for implementation of the Fixed Route Interactive Voice Response (IVR) system. Staff monitored the Real-time bus arrival system data. Staff monitored the Trapeze Group Enterprise Asset Management (EAM) vehicle maintenance system. Staff continued to support the users of the Serenic Navision accounting/payroll system. Staff monitored the functionality of the customer service database.

Staff worked with Giro and MST staff in the next phase of the implementation of the additional modules in the Hastus system. Staff liaised with the County of Monterey Information Technology Department and Trapeze Group regarding the radio hardware to be installed to extend data/radio/cell coverage to include San Jose and other outlying areas of service. Staff monitored the virtual computer systems. Staff monitored and configured the AT&T managed Voice Over IP (VOIP) telephone system. And, staff continued to support other MST staff members as needed, proactively ensuring that all were supported fully with their IT needs.

Marketing and Sales Update – December 2016

Published news stories include: “Deeply discounted bus and parking passes” (Carmel Chamber of Commerce Weekly Update, 12/13/16); “Council says farewell to two members” (Soledad Bee, 12/13/16); “Deeply discounted bus and parking passes” (Carmel Chamber of Commerce Weekly Update, 12/20/16); “Seeing Salinas through holiday lights” (The Californian, 12/20/16); “Holiday schedules for Christmas, Sunday, Dec. 25, and Monday, Dec. 26” (Monterey County Herald, 12/23/16); “MST offers free bus service to First Night button holders” (Monterey County Herald, 12/28/16); “Special late buses to run New Year’s Eve” (The Californian, 12/29/16); “Holiday schedules for New Year’s Day and Monday, Jan. 2” (Monterey County Herald, 12/29/16).

Press releases sent include: “MST to provide limited bus service for the holidays” (12/19/16); “Free MST bus service to First Night Monterey” (12/27/16).

Marketing activities: Completed installation of signage at Lichtanski Administration Building; held meetings with representatives from Community Human Services regarding MST’s buses and customer service locations becoming Safe Places for youth in crisis; ordered wallet-sized calendars with holiday bus schedules for 2017; continued work on grant-funded South County marketing campaign; received scope and quotes for updating JAZZ displays with Wellman Advertising; received scope, quotes, and general theme for RealTime bus arrival campaign with Wellman Advertising; worked with staff to develop new phone tree layout and scripts; continued work on RealTime flag signs; edited annual report proofs and approved final draft for printing; set-up Hootsuite account to better-manage MST’s presence on Social media; managed MST website content, Facebook page, and Twitter account.

Community outreach: Staffed information booth at Adelante Con Orgullo Mujer Inmigrante conference in Salinas; staffed information booth at Health Fair at Cesar Chavez library in Salinas; attended the reopening celebration of the newly-renovated Sam Karas Acute Rehabilitation Center in Natividad Medical Center; attended the Monterey Bay Aquarium Board of Trustees special reception in Monterey; presented to seniors in a CHP Age Well Drive Smart workshop in Monterey; attended the Gonzales Community collaboration meeting in Gonzales; attended Monterey County’s Community Voices for Aging (MCCVA) meeting in Sand City; attended Alisal Vibrancy Plan Engagement meeting in Salinas.

Planning Update – December 2016

During the month of December, staff continued to monitor the revenues and expenses for the military partnerships after implementation of the July 2014 Presidio reductions that were required because Congress allowed the expanded federal transit benefit to be reduced by nearly 50% effective December 2013. Revenues received from the federal transit benefit have stabilized and increased during recent months so that revenues are matching expenses and have fully made up for previous losses. During the month the

Presidio, with assistance of MST Business Development Transit Planner, Mike Gallant, continued its targeted recruitment efforts to maximize military and civilian participation in the federal transit benefit program. This effort is intended to stabilize and grow revenues for MST to continue operating the military-funded routes. Fortunately, Congress voted in December 2015 to raise the transit benefit again on a permanent basis. The benefit was raised for the Presidio participants on March 10, 2016. As such, staff will continue discussions with the Presidio to re-evaluate the program with some expansions possible for the future.

In December, staff began a bi-weekly check in with the consultant for the Bus Operations on Highway 1 Shoulders and the Monterey Branch Line Feasibility Study. Staff met with CSUMB to discuss transit items on campus. CSUMB hired a new transportation planner who will be coordinating with MST on planned transit service. Staff attended a State Parks meeting to discuss transportation issues along Highway 1 in the Carmel and Point Lobos corridor. State Parks is preparing a Master Plan for State-owned lands in the area south and east of Carmel.

Throughout the month, staff continued participating in meetings with various local agencies, including the Transportation Agency for Monterey County, Association of Monterey Bay Area Governments, the Monterey County Hospitality Association, Monterey County Business Council, and the Fort Ord Reuse Authority.

Blank Page

Zoe Shoats

From: Carmel Chamber of Commerce [llarrew@carmelchamber.org]
Sent: Tuesday, December 13, 2016 12:17 PM
To: Zoe Shoats
Subject: Your Weekly Update from the Carmel Chamber of Commerce



Weekly Update!

December 13, 2016

Awards of Excellence Gala

Thank you to Quail Lodge & Golf Club staff and the Awards of Excellence Committee - Jeanie Sumners, Kimberly Willison, Denise Kaku, Lynn Booth-Scanlon, Cameron Hill, Jackie Woods, Cathy Schanderl, and Sophia Saw - for hosting an 'Excellent' event!

Congratulations to all the Winners!

Accommodations - Quail Lodge & Golf Club

Apparel & Jewelry - Lloyd's Shoes Carmel

Art Galleries - Carmel Art Association

Cultural Organizations - Pacific Repertory Theatre

Dining - La Balena

Legal & Financial - Union Bank

Media & Marketing - Carmel Magazine, Inc.

Nonprofit Organizations - Boy & Girls Clubs of Monterey County

Personal Services - The Spa at Pebble Beach

Real Estate Services - Carmel Realty Company

Retail - The Crossroads Carmel

What's Happening?!

- + Awards of Excellence
- + NEW Chamber Benefit!
- + Centennial Lantern
- + Centennial Tie
- + Hyatt Carmel Highlands
- + Chamber 101
- + Member Events!
- + Highway 68 Updates

Member Ad

**Register NOW
and SAVE!**

**Thursday
January 19, 2017**

Conference Starts 2:00pm - 5:00pm
6:00pm - 8:00pm



**13th Annual
Employment
Law &
Leadership
Conference**

[Click Here](#) for more information

Use Code CCC for
Carmel Chamber Discount!

Services to Residents & Businesses - Bob the Printer

Services to Visitors - CONCOURS ON THE AVENUE

Specialty Food & Wine - Folktale Winery & Vineyards

Business of the Year - The Dance Center

Special thanks to Presenting Sponsor:



HAYASHI | WAYLAND

Special thanks to Dinner Wine Sponsor:

BERNARDUS



Carmel Valley

Special thanks to Reception Wine Sponsor:



MCINTYRE

Special thanks to Platinum Sponsors:



Special thanks to Gold Sponsors:

Member Deals!

Everyone loves a deal!

Briarwood Inn
Save Up To 40% Off
Starting Now! Click here
for promo codes.
All Rooms Discounted Sunday-Thursday.

Pacific Repertory Theatre
PacRep Theatre's Sister
Act The Musical 20% OFF.
Click here for promo code.
20% off Regular Priced Adult Tickets for the Friday December 2th & December 9th

Carmel Fireplace Inn
Save Up To 40% Off
Starting Now! Click here
for promo codes.
All Rooms Discounted Sunday-Thursday.

Pacific Repertory Theatre
Sweet Thursday Deal
Buy one adult ticket, get one free to any Thursday.

elizabethW
Free gift with \$20
purchase
(while supplies last)

Nielsen Bros. Market
15% off 12 bottles of wine
10% off 6 bottles of wine
(21 or over. All discounts above exclude rare wines.)

[View all deals & savings »](#)

New Members!



Special thanks to Silver Sponsors:



Enjoy Your NEW Chamber Benefit!

With your 2017 chamber membership renewal, your website listing will be upgraded to 'Enhanced' as part of our commitment to 'maximizing' your exposure! An enhanced listing provides you with...

- Logo on search page
- Logo on profile page
- Photo gallery on profile page
- YouTube video on profile page
- Longer in-depth business description on profile page

In order to use this benefit, just **login to your profile** and have FUN! If you need a login, email kgiedt@carmelchamber.org.

**Conrad | Asturi
Studios Inc.**

The Wecker Group

If you know of a business that would benefit from the exposure, promotion and support of the Carmel Chamber, contact Lee, Director of Operations at llarrew@carmelchamber.org.


Job Openings!

Have a friend or family member looking for a new job? These members are looking for them!

Deli Clerk/Cashier
Nielsen Bros. Market & Deli

[View all job postings »](#)

Quick Links

Like us on Facebook 

Follow us on 



Carmel Centennial Lantern

NOW on sale! Only \$25 plus tax for a limited time! Lanterns are on sale at the Carmel Visitor Center located in Carmel Plaza! Get yours today and light your way to the holiday season!



DMT IMAGING


A Year in Photos

2016 Membership Luncheon

2016 Taste of Carmel

2015 Awards of Excellence

Carmel Centennial Events



Exclusive Carmel Centennial Tie

Robert Talbott has released an exclusive tie for the Carmel Centennial in partnership with the Carmel Chamber! Normally \$100 for this exquisite, custom-made tie, now **ON SALE** only at the Visitor Center for a limited time - \$85 plus tax! Complete with gift box, this is a wonderful gift for the man in your life!

HYATT®	1917-2017
CARMEL	
HIGHLANDS	100
BIG SUR COAST	
	YEARS

Ribbon Cutting at Hyatt Carmel Highlands

Thursday, January 12, 2017
5:00PM - 7:00PM

120 Highlands Drive, Carmel

100 Years of History - 100 Years of Luxury - 100 Years of
Stunning Views

Very few things seem to last for 100 years these days, but the Hyatt Carmel Highlands has not only lasted, it has flourished.

Almost 100 years ago, J. Franklin Devendorf, the co-founder of the seaside village of Carmel-by-the-Sea, took a vision for 600 acres of property on a granite cliff a few miles south of Carmel and created the luxurious Highlands Inn.

While skeptics scoffed at Devendorf's vision for a luxury inn on the site, Devendorf forged ahead and on July 28, 1917, officially opened the Highlands Inn.

One hundred years later, the Hyatt Carmel Highlands, while retaining the rustic charm of its early years, continues to offer an exemplary guest experience with impeccable service, world-class dining and breath-taking views in a hotel that seamlessly blends the amenities of a large hotel with the refined charm of a boutique hideaway.

Help us celebrate our 100th year in style by booking a room in 2017. We have a lot of special events planned to commemorate our centennial. Go to highlandsinn.hyatt.com or call 831-620-1234 to find out what's in store.

Space is limited for this 100th anniversary celebration in conjunction with the Monterey Peninsula Chamber and you must register to attend!

[Click here to register.](#)

Chamber 101: New Member Orientation

Tuesday, January 17, 2017

8:00AM - 9:00AM

FREE to attend

Bistro Beaujolais

Carmel Plaza, Mission & Ocean Ave, lower level, Carmel

Join us to discover how a chamber membership benefits your business 24/7! An overview of the history of the Carmel Chamber will show you how the dynamics of a supportive business environment can encourage your business to thrive! As one of your first opportunities to network with other new members, this is the perfect atmosphere to establish connections that can make a difference in your bottom line. Coffee and pastries will be served courtesy of Bistro Beaujolais.

[Click here to register.](#)

Upcoming Member Events

Please check the **[chamber website](#)** for this week's events!

Holman Highway 68 Roundabout -

Smooth, Safe & Simple

Sign Up for Text Message Alerts

Sign up to receive text message alerts for the Holman Highway 68 Roundabout by texting 68roundabout to 888777. The text alert system is provided through a partnership with the County Office of Emergency Services, and will allow people to receive traffic alerts and updates directly on their cell phone or electronic device.

Construction Reminders

During construction, there may be occasional unexpected delays traveling through the area of Holman Highway 68 and Highway 1. Please allow extra time when traveling through the area. Additionally, there are also trucks entering and leaving the work zone, so we also encourage drivers to be work zone alert and to slow for the cone zone. **The live construction camera for the Holman Highway 68 Roundabout allows people to go on-line to view the construction in real time at: <http://bit.ly/2dgnwXK>**

Deeply Discounted Bus and Parking Passes

To help reduce congestion during construction of the Holman Highway 68 Roundabout, Monterey-Salinas Transit will be selling deeply discounted bus passes to individuals who live or work in the area affected by the construction zone. The bus pass is a great way to avoid traffic while saving on the cost of driving your car.

In conjunction with the bus pass, the City of Monterey will provide deeply discounted parking at the Downtown Garages. When a customer shows their MST bus pass, they can purchase 20 daily entries to the parking garage for \$20, which a 50% discount. From the Downtown Garage, people can use their MST bus passes to get around Monterey, New Monterey, and Pacific Grove. For more information go to: <http://mst.org>

Please sign-up to receive weekly "look-ahead" email notifications: www.tamcmonterey.org

Thank you for your continued support of the Carmel Chamber of Commerce!

Sincerely,

Lee Larrew
Director of Operations
llarrew@carmelchamber.org
(831) 624-2522 x205

Krystlyn Giedt
Operations Specialist
kgiedt@carmelchamber.org
(831) 624-2522 x202



News

ContactUs

Subscribe

Information

E-Edition

Gonzales

King City

Greenfield

Local News

Obituary

Sports

Home



The News You Want
Is Just A Click Away!

e-Edition
Click This Ad For Details

Local News

Council says farewell to two members

Posted: Tuesday, Dec 13th, 2016
BY: KELLIE HICKS

SOLEDAD - During Wednesday's Soledad City Council Meeting, the Mayor and Council said goodbye to councilmembers Richard Perez and Patricia Stephens.

Perez held his seat for eight-years and Stephens held hers a total of 16 years.

Perez moved to Soledad in 1968 where he began his wide-ranging service to the city. He had 35 years in law enforcement; he also was elected to be the City of Soledad City Treasurer from 1978 until 1993.

He was appointed to the Soledad Planning Commission and served from 1988 until 1993. In 1993 until 1997 he held a position on the Soledad High School Board of Trustees.

Richard is also know for his work in the Soledad Lions Club where he has served as the club Secretary as well as the Lion's Club's President. The Proclamation states that Perez "roasted and grilled his way into the hearts (and stomachs) of literally thousands of City residents."

Pat Stephens moved to the City of Soledad in 1974 and has provided a variety of services through out Soledad. She had a 21-year career in journalism which included working for the Soledad Bee and Casey Newspapers.

In local government she served as Mayor Pro Tem, on the Monterey Salinas Transit District Board, Association of California Cities Allied with Public Service (ACCAPS), Association of Monterey Bay Area Governments (AMBAG).



Council said goodbye to councilmembers Richard Perez and Patricia Stephens.

Select Page: Local News ▾

Within: 1 Months ▾

Keyword:

Advanced Search

Search

Google

Search Google

Entertainment

Crosswords

Entertainment

Gas Prices

Lottery

MPG Ratings

Recipes

Sports

Stocks

World News

Follow Us

Hide



Soledad Bee

257 likes

She has been involved with the local school systems for more than 40-years, including her involvement with the Soledad Education Foundation

For the complete article see the 12-14-2016 issue.

Like Page **in event set for this** Share

Be the first of your friends to like this



Soledad Bee

December 7 at 8:57am

Today is the 75th Anniversary of Pearl Harbor. Please pause and remember with us.



Shopee

Hide

LOCAL GUIDE (HTTP://LOCAL.SOLEDADBEE)

FEATURED BUSINESSES RECENT ADS

(<http://local.soledadbee.com/king-city-ca/services/warehouse-and-storage/clarks-storeroom-831-385-5939>)
King City, CA

(<http://local.soledadbee.com/king-city-ca/insurance/insurance-brokers/farmers-insurance-rob-831-385-4831>)
King City, CA

(<http://local.soledadbee.com/king-city-ca/food-and-beverage/pizza/king-city-pizza-831-385-0880>)
King City, CA

(<http://local.soledadbee.com/king-city-ca/shopping/lawn-and-garden-supplies/af-hearne-company-831-385-4841>)
King City, CA

(<http://local.soledadbee.com/soledad-ca/services/warehouse-and-storage/los-coches-self-storage-831-678-8677>)
Soledad, CA

(<http://local.soledadbee.com/king-city-ca/services/cleaning-services/aces-quality-cleaning-services-831-385-5061>)
King City, CA

SEE MORE ([HTTP://LOCAL.SOLEDADBEE](http://LOCAL.SOLEDADBEE).)

Translate Website

Hide

Select Language | ▼

From: Carmel Chamber of Commerce [kgiedt@carmelchamber.org]
Sent: Tuesday, December 20, 2016 2:25 PM
To: Zoe Shoats
Subject: Your Weekly Update from the Carmel Chamber of Commerce



Weekly Update!

December 20, 2016

HYATT® 1917-2017
CARMEL
HIGHLANDS
BIG SUR COAST **100**
YEARS

Ribbon Cutting at Hyatt Carmel Highlands

Thursday, January 12, 2017
5:00PM - 7:00PM

120 Highlands Drive, Carmel

100 Years of History - 100 Years of Luxury - 100 Years of
Stunning Views

Very few things seem to last for 100 years these days, but the
Hyatt Carmel Highlands has not only lasted, it has flourished.

Almost 100 years ago, J. Franklin Devendorf, the co-founder of
the seaside village of Carmel-by-the-Sea, took a vision for 600
acres of property on a granite cliff a few miles south of Carmel
and created the luxurious Highlands Inn.

What's Happening?!

- + Hyatt Carmel Highlands
- + Beware of Holiday Fraud
- + NEW Chamber Benefit!
- + Chamber 101
- + Member Events!
- + Centennial Lantern
- + Centennial Tie
- + Highway 68 Updates

Member Ad

Register NOW
and SAVE!

Thursday
January 19, 2017

Continuing Education, Mandatory for
all Members - 4 CE Credits



13th Annual
Employment
Law &
Leadership
Conference

[Click Here](#) for more information

Use Code CCC for
Carmel Chamber Discount!

While skeptics scoffed at Devendorf's vision for a luxury inn on the site, Devendorf forged ahead and on July 28, 1917, officially opened the Highlands Inn.

One hundred years later, the Hyatt Carmel Highlands, while retaining the rustic charm of its early years, continues to offer an exemplary guest experience with impeccable service, world-class dining and breath-taking views in a hotel that seamlessly blends the amenities of a large hotel with the refined charm of a boutique hideaway.

Help us celebrate our 100th year in style by booking a room in 2017. We have a lot of special events planned to commemorate our centennial. Go to highlandsinn.hyatt.com or call 831-620-1234 to find out what's in store.

Space is limited for this 100th anniversary celebration in conjunction with the Monterey Peninsula Chamber and you must register to attend! [Click here to register.](#)

Fraudulent Charges for Refunds Alert

It has been reported that at least one local Inn has been receiving "fake" reservations from identity thieves attempting to retrieve funds from stolen credit cards. How the scam works...

The scammers have been emailing the Inn directly to secure a reservation. The scammers are providing all of the necessary information, including a credit card, for the deposit. Once the reservation has been secured, the scammers email or call the Inn with an elaborate story about needing to cancel the reservation and have the deposit refunded. The catch is that the scammers say they need the refund submitted to a new card or by check as the original card has been lost and deactivated. This is how they are attempting to move money from one account to another.

To-date, none of the possible "fake" reservations came through an online booking system. They have all been via personal email.

If you think your Inn or business has received any such fraudulent emails, please contact the Carmel Police Department at (831) 624-6403.

Enjoy Your NEW Chamber Benefit!

With your 2017 chamber membership renewal, your website listing will be upgraded to 'Enhanced' as part of our commitment to 'maximizing' your exposure! An enhanced listing provides you with...

- Logo on search page
- Logo on profile page
- Photo gallery on profile page

Job Openings!

Have a friend or family member looking for a new job? These members are looking for them!

Sales Associate
Parts Unknown

[View all job postings »](#)

Member Deals!

Everyone loves a deal!

Horizon Inn and Ocean
View Lodge
**Stay 2 nights get the 3rd
night free**

Not eligible for 3rd party
bookings. Restrictions apply.

Nielsen Bros. Market
Petrossian's Caviar
Offer Valid: December 5, 2016 -
January 3, 2017.

Briarwood Inn
Save Up To 40% Off
Starting Now! Click here
for promo codes.
All Rooms Discounted Sunday-
Thursday.

Pacific Repertory Theatre
Sweet Thursday Deal
Buy one adult ticket, get one free
to any Thursday.

Carmel Fireplace Inn
Save Up To 40% Off
Starting Now! Click here
for promo codes.
All Rooms Discounted Sunday-
Thursday.

elizabethW
Free gift with \$20

- YouTube video on profile page
- Longer in-depth business description on profile page

In order to use this benefit, just [login to your profile](#) and have FUN! If you need a login, email kgiedt@carmelchamber.org.

Chamber 101: New Member Orientation

Tuesday, January 17, 2017
8:00AM - 9:00AM
FREE to attend

Bistro Beaujolais
 Carmel Plaza, Mission & Ocean Ave, lower level, Carmel

Join us to discover how a chamber membership benefits your business 24/7! An overview of the history of the Carmel Chamber will show you how the dynamics of a supportive business environment can encourage your business to thrive! As one of your first opportunities to network with other new members, this is the perfect atmosphere to establish connections that can make a difference in your bottom line. Coffee and pastries will be served courtesy of Bistro Beaujolais. [Click here to register.](#)

Upcoming Member Events

[The Carmel Foundation Welcomes "The Tap Bananas Dancing Group."](#)
 December 21, 2016

[Late Night Holiday Shopping at Eco Carmel](#)
 December 21, 2016

[Center for Photographic Art - 2016 International Juried Exhibition](#)
 Until December 23, 2016

[Windy Oaks Wine & Cheese Pairing Party!](#)
 December 23, 2016

Please check the [chamber website](#) for future events!

[purchase](#)
 (while supplies last)

[View all deals & savings »](#)

New Members!

[Scholl & Company, LLP](#)

[The Wecker Group](#)

If you know of a business that would benefit from the exposure, promotion and support of the Carmel Chamber, contact Lee, Director of Operations at llarrew@carmelchamber.org.

Quick Links

Like us on **Facebook** 

Follow us on **twitter**



CARMEL
 Chamber of Commerce

Carmel Centennial Lantern

NOW on sale!

Only \$25 plus tax for a limited time! Lanterns are on sale at the Carmel Visitor Center located in Carmel Plaza! Get yours today and light your way to the holiday season!



Exclusive Carmel Centennial Tie

Robert Talbott has released an exclusive tie for the Carmel Centennial in partnership with the Carmel Chamber! Normally \$100 for this exquisite, custom-made tie, now **ON SALE** only at the Visitor Center for a limited time - \$85 plus tax! Complete with gift box, this is a wonderful gift for the man in your life!

Holman Highway 68 Roundabout - Smooth, Safe & Simple

Construction Update

This past week, crews poured the retaining wall along Highway 1. The concrete will now cure for several days before crews can remove the wooden forms. This week, **December 19 - December 23**, crews will continue working on the earth work, electrical work, and drainage work. Work will continue to be behind the concrete barriers and off the road way, and no daytime or nighttime closures are planned for next week.

Sign Up for Text Message Alerts

Sign up to receive text message alerts for the Holman Highway 68 Roundabout by texting 68roundabout to 888777. The text alert system is provided through a partnership with the County Office of Emergency Services, and will allow people to receive traffic alerts and updates directly on their cell phone or electronic device.

DMT IMAGING

A Year in Photos

2016 Membership Luncheon

2016 Taste of Carmel

2015 Awards of Excellence

Carmel Centennial Events

Construction Reminders

During construction, there may be occasional unexpected delays traveling through the area of Holman Highway 68 and Highway 1. Please allow extra time when traveling through the area. Additionally, there are also trucks entering and leaving the work zone, so we also encourage drivers to be work zone alert and to slow for the cone zone. **The live construction camera for the Holman Highway 68 Roundabout allows people to go on-line to view the construction in real time at: <http://bit.ly/2dgnwXK>**

Deeply Discounted Bus and Parking Passes

To help reduce congestion during construction of the Holman Highway 68 Roundabout, Monterey-Salinas Transit will be selling deeply discounted bus passes to individuals who live or work in the area affected by the construction zone. The bus pass is a great way to avoid traffic while saving on the cost of driving your car.

In conjunction with the bus pass, the City of Monterey will provide deeply discounted parking at the Downtown Garages. When a customer shows their MST bus pass, they can purchase 20 daily entries to the parking garage for \$20, which a 50% discount. From the Downtown Garage, people can use their MST bus passes to get around Monterey, New Monterey, and Pacific Grove. For more information go to: <http://mst.org>

Please sign-up to receive weekly "look-ahead" email notifications: www.tamcmonterey.org

Thank you for your continued support of the Carmel Chamber of Commerce!

Sincerely,

Lee Larrew
Director of Operations
llarrew@carmelchamber.org
(831) 624-2522 x205

Krystlyn Giedt
Operations Specialist
kgiedt@carmelchamber.org
(831) 624-2522 x202

Carmel Chamber of Commerce, San Carlos between 5th & 6th,
PO Box 4444, Carmel, CA 93921

[SafeUnsubscribe™](#) zshoats@mst.org

[Forward this email](#) | [Update Profile](#) | [About our service provider](#)

Sent by kgiedt@carmelchamber.org in collaboration with

Seeing Salinas through holiday lights

Amy Wu, The Californian 6:32 p.m. PST December 20, 2016



(Photo: Joe Truskot/The Salinas Californian)

It isn't every day that residents get to see their city council members decked out in Santa hats and singing "Jingle Belis" karaoke style, but on Sunday they had their chance at the annual Holiday Home Lighting Tour. The marathon four-hour event is a contest where residents vote for the best lit homes.

This year's tour covered a whopping 66 homes in the city's six districts and included a pit stop for sweets and caroling at Villa Serra and Northridge Mall.

Organizers led by city council members and city staff opened the holiday home lighting contest to all residents. Contestants are judged on the tour by attendees armed with voting slips. Awards include the offbeat "Griswold Award/over the top," and a special prize for the most energy efficient house.

Winners receive a cash prize, a yard sign and a certificate of recognition at the Salinas City Council meeting on Jan. 10.

"Many of them keep their lights up long after Christmas," said Councilman Steve McShane, who has watched the event grow exponentially since he founded it in 2010.

The free event (first come, first served) was quickly booked after reservations opened in early December. The sixth annual tour attracted 170 people – the largest number of attendees since its inception, with as many as 200 people on the waiting list, according to Ana Ambriz, the neighborhood services coordinator for the city of Salinas. There were a total of three buses this year compared to two last year.



Simple design on Bedford Dr., Salinas (Photo: Joe Truskot/The Salinas Californian)

The event was co-organized by city councilmembers and the city of Salinas, and sponsored by Monterey-Salinas Transit and PG&E.

On Sunday evening attendees, including families with young children, braved the cold and packed three luxury coach buses at the Kmart parking lot. They were treated to hot cocoa served by Councilman Tony Barrera, and greeted by fellow councilmembers who were decked out in festive suits, sweaters and other festive bling.

The atmosphere was festive with council members leading the bus in singing holiday songs. Council members also passed out burritos from La Plaza Bakery and holiday cookies.

Buy Photo




Buses are packed with residents who attended the 2016 Holiday Home Lighting Tour on Sunday (Photo: Amy Wu)

Throughout the tour, attendees oohed and ahed at the glittering house lights or the yard displays. This year's winner at 228 Sansome Ave. included a gigantic inflatable Santa, and a huge assortment of famous cartoon characters including Big Bird, the Minions and Olaf the snowman from "Frozen." Other homes featured hand painted characters, palm trees wrapped in lights, sparkling icicles cascading from roofs, and a life-sized polar bear statue under purple-lighted tree.

"It's a once a year thing and it is part of Christmas," said Salinas resident Jason Orona, eagerly snapping photos of the homes.

[Buy Photo](#)



First Place Winner, 228 Sansome Ave., Salinas (Photo: Joe Truskot/The Salinas Californian)

Healthy competition

Holiday lights decorating can get competitive too. Northridge Mall entered the competition again this year with a whopping 24,000 LED lights, lining the mall and wrapped around trees. Villa Serra, the roof glittering with lights, entered too.

[Buy Photo](#)



Georgia Garden and her husband Frank are repeat winners of the Home Lighting Contest. (Photo: Amy Wu)

There are often repeat competitors including Georgia and Frank Garden, winners of the contest in recent years. Their home lights are synced with a radio station through Light-O-Rama creating a disco-like effect.

"My husband does most of it, he starts right after Halloween," said Garden, adding that their older children help with the lights too. But hard works pays off. The Gardens snagged third place in the latest contest.

[Buy Photo](#)



2nd Place winner 850 Bedford Dr., Salinas (Photo: Joe Truskot/The Salinas Californian)

With many homes to visit, McShane and Villegas entertained attendees with fun holiday factoids and singing.

"Who's ready to sing another song?" asked McShane, handing out chocolate and Santa hats to volunteers.

[Buy Photo](#)



Attendees of the Home Lighting Tour made a stop at Villa Serra senior center for treats and caroling. (Photo: Amy Wu)

McShane said the event gives people the rare chance to see the whole city.

"It's great fun and it's nice to see all of these people," said Salinas resident Barbara Stoffey-Said who came with her friend Gina Lamb. Stoffey-Said said she starts her own decorating the day after Thanksgiving by weaving tinsel through the fences.

"It's really good for the community to get to know some of their neighbors, for example a lot of people never go to the east side," said new councilmember John "Tony" Villegas.

New councilmember Scott Davis said he did have a wish for next year. "Four buses," he said.

Infobox

Winners of the 2016 Holiday Home Lighting contest are as follows:

1st. 228 Sansome Ave. - \$100

2nd. 850 Bedford Dr. - \$75

3rd. 718 Marion Ave. - \$50

Special prize for energy efficiency - 1326 Mazatlan St. - \$100

Contact Government Reporter Amy Wu at 831-754-4285 or awu@thecalifornian.com. Follow Wu on Twitter [@wu_salnews](https://twitter.com/wu_salnews) or www.facebook.com/amywucalifornian (<http://www.facebook.com/amywucalifornian>).

Read or Share this story: <http://bit.ly/2iddmGC>

Holiday schedules for Christmas, Sunday, Dec. 25, and Monday, Dec. 26

Friday, December 23, 2016

Federal courts and offices: Closed (Sun-Mon)

State courts and offices: Closed (Sun-Mon)

County courts and offices: Closed (Sun-Mon)

Banks: Closed (Sun-Mon)

Post offices: Closed (Sun-Mon)

Public schools: Closed (Monday)

MST public transit: On Christmas Eve all Monterey-Salinas Transit lines will be on a Saturday schedule except lines 25, 26 and CSUMB East Campus Express, which will not be in service.

On Christmas the following lines will operate on a holiday schedule: 1, 2, 20, 24, 41, Jazz A and B.

Lines 55 and 86 will operate on a Sunday schedule on Christmas Day.

MST Trolley (Monterey): Will operate on Christmas Eve, not on Christmas Day. Regular service resumes Monday.

URL: <http://www.montereyherald.com/general-news/20161223/holiday-schedules-for-christmas-sunday-dec-25-and-monday-dec-26>

© 2017 Monterey County Herald (<http://www.montereyherald.com>)

Business digest: MST offers free bus service to First Night button holders

By Herald staff

Wednesday, December 28, 2016

Monterey Peninsula >> Beginning 3 p.m. Saturday, Monterey-Salinas Transit will offer a free ride to anyone wearing a First Night Monterey New Year's Eve celebration button. On New Year's Eve, MST bus lines will operate on a Saturday schedule.

MST will also offer a park-and-ride shuttle every 10 minutes between 3 p.m. and 1 a.m. from Del Monte Shopping Center to the Monterey Transit Plaza in downtown Monterey.

After midnight, all MST buses will be free to everyone.

For details, see www.mst.org or call 888-MST-BUS1.

Monterey County

THE WINSLOWART SHOW >> Painter Heidi Hybl will be the guest on WinslowArt at 1 p.m. Thursday on Comcast Channel 27, AT&T Channel 99 and live at www.AMPMEDIA.ORG on AMP2.

Monterey

Brickman Banter >> Peter Hiller, curator of the Jo Mora Trust Collection, and Cindi Webb, owner of Total Body Transformation Center, will be the guests on the Brickman Banter Show at 9 p.m. Jan. 5 on AMP2. Replays will be 2 p.m. Fridays at AMP 2 and on 5 p.m. Tuesdays on AMP 1.

For information, see www.brickmanmarketing.com.

URL: <http://www.montereyherald.com/business/20161228/business-digest-mst-offers-free-bus-service-to-first-night-button-holders>

© 2017 Monterey County Herald (<http://www.montereyherald.com>)

Special late buses to run New Year's Eve

MACGREGOR (GOYA) EDDY 4:02 p.m. PST December 29, 2016



(Photo: File)

Monterey-Salinas Transit (MST) will offer a free ride to anyone wearing a First Night Monterey New Year's Eve celebration button. If you buy the button on line, you can show your receipt. The free bus service will start at 3:00 pm on New Year's Eve. MST bus lines will operate a Saturday schedule but with added late buses, with lines as late as 2:49 am. Buy buttons at Safeway stores or on line www.firstnightmonterey.org (<http://www.firstnightmonterey.org/>). To plan your bus trip; see www.mst.org (<http://www.mst.org/>) or call MST Customer service at 888-MST-BUS1 (888-678-2871)

If you must drive, there is parking at Del Monte shopping center with free shuttle buses every ten minutes to the First Night festivities.

Best and worst of transportation 2016

The best news of 2016 is that a county transportation sales tax (Measure X) finally passed on the fifth attempt, providing local money for local needs.

The worst news of the year is the traffic collision percentage of pedestrian deaths in Salinas continues to be four times the national average.

I am happy to report that construction projects to make the roads safer for pedestrians has started in Greenfield, and is planned for east Salinas and Castroville. I am sad to report that the free bicycle safety education trainings that were offered by the Transportation Agency for Monterey County (TAMC) were almost all cancelled due to lack of enrollment.

The good news of 2016: the 4th open streets event, Ciclovía Salinas, was a big success and Monterey-Salinas Transit (MST) has increased bus service to south Monterey county.

In this column I try to cover travel on buses and trains as well as active transit such as walking and bicycling. In 2016 I did the most columns about bus service, followed by pedestrian safety. Many of the pedestrian safety issues, such as traffic calming, include bicycle safety. I wrote five columns about using the train to take a vacation or even visit a doctor at Stanford. Some readers have told me that they are planning a train trip due to this column.

Follow the money

Many of my 2016 columns were about how to finance transportation: California Cap and Trade funding for projects that reduce greenhouse gas emissions, the proposed Vehicle Miles Travelled (VMT) as a replacement for the gas tax, grants for local projects and the need for Measure X were some of the topics.

Local advocates honored

Several columns honored Salinas residents: Mary Ann Worden of the Salinas Traffic and Transportation Commission; Isidro Cerda, land use planner for Building Healthy Communities; and Jim Hage, a local train advocate.

I did several columns about parking: misuse of handicap placards, the loss of residential parking to abandoned vehicles, and how a small business owner gets short-term parking spaces.

What would you like to see in this column in 2017?

Meetings upcoming

Jan. 4, 6 pm Transportation Agency for Monterey County (TAMC) Bicycle and pedestrian advisory committee will meet at 55 Plaza Circle, Salinas

The agenda will include the item: "The City of Salinas received grant funds to make complete streets safety improvements for bicyclists, pedestrians and drivers on Alisal Street, between Blanco Road and Front Street." This area includes the controversial 4 way stop that was installed at Alisal and Capitol by Salinas Public Works without the usual review by the Salinas Traffic and Transportation Commission. (see Dec 23, Salinas Californian, Did 4-way stop ruling run a red light?). The complete agenda is available at <http://www.tamcmonterey.org> (<http://www.tamcmonterey.org/>) or call TAMC at 775-0903.

January 12 Thursday, at 7 pm. Salinas Traffic and Transportation Commission will meet at City Hall, 200 Lincoln St., Salinas. 758-7241 for general information or questions regarding agendas/minutes or go to www.cityofsalinas.org (<http://www.cityofsalinas.org>).

Follow MacGregor (Goya) Eddy on Twitter at @Goya1949. Contact her by email at wecouldcarless@gmail.com (<mailto:wecouldcarless@gmail.com>) or mail to: We Could Car Less, in care of The Salinas Californian, 123 W. Alisal St., Salinas 93901.

Read or Share this story: <http://bit.ly/2hxuvGM>

Holiday schedules for New Year's Day and Monday, Jan. 2

Thursday, December 29, 2016

Federal courts and offices: Closed (Sun-Mon)

State courts and offices: Closed (Sun-Mon)

County courts and offices: Closed (Sun-Mon)

Banks: Closed (Sun-Mon)

Post offices: Closed (Sun-Mon)

Public schools: Closed (Monday)

MST public transit: On New Year's Eve all Monterey-Salinas Transit lines will be on a Saturday schedule except lines 25, 26 and CSUMB East Campus Express, which will not be in service.

On New Year's Day the following lines will operate on a holiday schedule: 1, 2, 20, 24, 41, Jazz A and B.

MST Trolley (Monterey): Will operate on New Year's Eve and New Year's Day.

Lines 55 and 86 will operate on a Sunday schedule New Year's Day. All other lines will not be in service. Regular MST bus service will resume Monday, Jan. 2.

URL: <http://www.montereyherald.com/general-news/20161229/holiday-schedules-for-new-years-day-and-monday-jan-2>

© 2017 Monterey County Herald (<http://www.montereyherald.com>)

Blank Page

Board Report

MONTEREY - SALINAS TRANSIT

January 15, 2017 6:48 PM

Page 1

ADAWSON

Vendor Ledger Entry: Posting Date: 11/01/16..11/30/16

Check Date	Check No.	No.	Name	Description	Amount (\$)
11/02/16	42212	SIG10	SIGN WORKS	Voiding check 42212.	-512.71
11/02/16	42212	SIG10	SIGN WORKS	Voiding check 42212.	-176.47
					-689.18
11/04/16	43019	ACS10	A & C SIGNS	Bus 1724 LETTERING	29.46
11/04/16	43020	STACAL	ACCOUNTING UNIT	FOR BOTH LOCATIONS	827.50
11/04/16	43021	ALVJOH	ALVIN JOHNSON	11/16-11/18 2 Nights-Oakland CTA Conf	138.00
11/04/16	43022	AME01	AMERI PRIDE SERVICES, INC.	UNIFORM SERVICES FY17	664.38
11/04/16	43022	AME01	AMERI PRIDE SERVICES, INC.	UNIFORM SERVICES FY17	503.22
11/04/16	43022	AME01	AMERI PRIDE SERVICES, INC.	UNIFORM SERVICES FY17	460.21
11/04/16	43022	AME01	AMERI PRIDE SERVICES, INC.	UNIFORM SERVICES FY17	590.30
11/04/16	43022	AME01	AMERI PRIDE SERVICES, INC.	UNIFORM LAUNDRY SERVICES FY17	33.65
11/04/16	43022	AME01	AMERI PRIDE SERVICES, INC.	UNIFORM LAUNDRY SERVICES FY17	217.45
11/04/16	43022	AME01	AMERI PRIDE SERVICES, INC.	UNIFORM LAUNDRY SERVICES FY17	264.43
11/04/16	43022	AME01	AMERI PRIDE SERVICES, INC.	UNIFORM LAUNDRY SERVICES FY17	203.26
11/04/16	43023	AME50	AMERICAN SUPPLY COMPANY	SUPPLIES FY17	82.28
11/04/16	43023	AME50	AMERICAN SUPPLY COMPANY	SUPPLIES FY17	127.02
11/04/16	43023	AME50	AMERICAN SUPPLY COMPANY	SUPPLIES FY17	34.88
11/04/16	43023	AME50	AMERICAN SUPPLY COMPANY	SUPPLIES FY17	23.35
11/04/16	43024	AND2M	ANDERSEN'S LOCK AND SAFE	LOCK REPAIRS/MAINT FY17	38.02
11/04/16	43024	AND2M	ANDERSEN'S LOCK AND SAFE	LOCK REPAIRS/MAINT FY17	546.10
11/04/16	43024	AND2M	ANDERSEN'S LOCK AND SAFE	LOCK REPAIRS/MAINT FY17	20.19
11/04/16	43024	AND2M	ANDERSEN'S LOCK AND SAFE	LOCK REPAIRS/MAINT FY17	31.10
11/04/16	43024	AND2M	ANDERSEN'S LOCK AND SAFE	LOCK REPAIRS/MAINT FY17	52.93
11/04/16	43025	THO20	ANTOINETTE THOMPSON	GARNISH/1729	386.77
11/04/16	43026	APE10	ASAP SIGNS & PRINTING	BUS ADVERTISEMENTS	40.19
11/04/16	43027	ATT16	AT&T CALNET	PHONE SERVICE	8,346.11
11/04/16	43027	ATT16	AT&T CALNET	PHONE SERVICE	168.34
11/04/16	43027	ATT16	AT&T CALNET	PHONE SERVICE	165.95
11/04/16	43028	ATT15	AT&T MOBILITY	MIS SUPPORT	2,008.68
11/04/16	43029	BERCAR	BERONICA CARRIEDO	11/16 1 Night- Oakland CTA Conference	69.00
11/04/16	43030	BILFAN	BILL FANNIN FENCING & GATES	GATE & FENCE REPAIR	180.00
11/04/16	43031	NOV10	BILL'S WINDSHIELD REPAIR	WINDSHIELD REPAIRS bus 1733	49.00
11/04/16	43031	NOV10	BILL'S WINDSHIELD REPAIR	WINDSHIELD REPAIRS bus 1716	49.00
11/04/16	43031	NOV10	BILL'S WINDSHIELD REPAIR	WINDSHIELD REPAIRS bus 2102	49.00
11/04/16	43032	PLE10	BRENT M. PLEMMONS	VIN INSPECTION	1,985.00
11/04/16	43033	BRE50	BRENTS ELECTRICAL	SHOP ELECTRICAL FY17	169.70
11/04/16	43033	BRE50	BRENTS ELECTRICAL	SHOP ELECTRICAL FY17	312.34
11/04/16	43033	BRE50	BRENTS ELECTRICAL	SHOP ELECTRICAL FY17	340.35
11/04/16	43033	BRE50	BRENTS ELECTRICAL	SHOP ELECTRICAL FY17	329.35
11/04/16	43033	BRE50	BRENTS ELECTRICAL	SHOP ELECTRICAL FY17	340.35
11/04/16	43033	BRE50	BRENTS ELECTRICAL	SHOP ELECTRICAL FY17	169.70
11/04/16	43034	HAR75	BRIAN HUNTER HARVATH	Nov 15-18- 3 Nights Oakland CTA Conference	207.00
11/04/16	43035	CSC10	C S C OF SALINAS	SHOP SUPPLIES/VEHICLE PARTS FY17	44.09
11/04/16	43035	CSC10	C S C OF SALINAS	SHOP SUPPLIES/VEHICLE PARTS FY17	9.19
11/04/16	43035	CSC10	C S C OF SALINAS	SHOP SUPPLIES/VEHICLE PARTS FY17	27.44

Board Report

MONTEREY - SALINAS TRANSIT

January 15, 2017 6:52 PM

Page 2

ADAWSON

Check Date	Check No.	No.	Name	Description	Amount (\$)
11/04/16	43036	CAL20	CAL-AM WATER CO	WATER SERVICE	100.93
11/04/16	43036	CAL20	CAL-AM WATER CO	WATER SERVICE	117.27
11/04/16	43037	PUB11	CALIFORNIA PUBLIC EMPLOYEES	HEALTH INS. ID #7468015141	324,398.06
11/04/16	43038	CAL82	CALIFORNIA TRANSPORT LLC	TOWING FY17 bus 1721	375.00
11/04/16	43038	CAL82	CALIFORNIA TRANSPORT LLC	TOWING FY17 bus 2015	250.00
11/04/16	43038	CAL82	CALIFORNIA TRANSPORT LLC	TOWING FY17 bus 2010	250.00
11/04/16	43039	CAL92	CALIFORNIA WATER SERV CO	WATER SERVICE	305.27
11/04/16	43040	SED50	CARL SEDORYK	11/14-11/18 Oakland CTA Annual Conf	276.00
11/04/16	43041	SED50	CARL SEDORYK	TRAVEL APTA WASHINGTON DC 10/18	330.67
11/04/16	43042	CAR2W	CARLON'S FIRE EXTINGUISHER	FIRST AID/FIRE EXT-FY17 STC	108.26
11/04/16	43042	CAR2W	CARLON'S FIRE EXTINGUISHER	FIRST AID/FIRE EXT-FY17 MTX	57.17
11/04/16	43043	CAS50	CASNER EXTERMINATING, INC	PEST CONTROL FY17	125.00
11/04/16	43043	CAS50	CASNER EXTERMINATING, INC	PEST CONTROL FY17	375.00
11/04/16	43044	CHI20	CHIDLAW MARKETING	ADVERTISING SERVICES- OCT	2,391.00
11/04/16	43045	CIT27	CITY OF MONTEREY	INET Charges FY 17	697.75
11/04/16	43046	CLE20	CLEAR BLU ENVIRONMENTAL	STEAM CLEANER EQUIPMENT MAINT.	166.73
11/04/16	43046	CLE20	CLEAR BLU ENVIRONMENTAL	EQUIPMENT MAINT.	1,711.07
11/04/16	43047	COM10	COMMERCIAL TRUCK CO.	1771	-65.48
11/04/16	43047	COM10	COMMERCIAL TRUCK CO.	1634	120.32
11/04/16	43047	COM10	COMMERCIAL TRUCK CO.	1626	57.62
11/04/16	43047	COM10	COMMERCIAL TRUCK CO.	1629	70.37
11/04/16	43047	COM10	COMMERCIAL TRUCK CO.	1621	223.41
11/04/16	43047	COM10	COMMERCIAL TRUCK CO.	1583 (POR-12185)	8,294.11
11/04/16	43048	COM50	COMPROSE, INC.	Policy & Procedure Software	12,680.00
11/04/16	43049	CON50	CONSOLIDATED ELECTRICAL	BLDG MAINT SUPPLIES	201.17
11/04/16	43049	CON50	CONSOLIDATED ELECTRICAL	BLDG MAINT SUPPLIES	235.89
11/04/16	43050	CRE08	CREATIVE BUS SALES, INC	2016 ELDORADO AEROTECH #967	90,579.79
11/04/16	43051	CRE20	CRESTLINE	SMART PHONE WALLET PROMOTIONAL GIVE	1,113.97
11/04/16	43052	CUM10	CUMMINS PACIFIC	1647	16.27
11/04/16	43053	DEL1M	DE LAY AND LAREDO	LEGAL SERVICES SEPT 1 - 30, 2016	21,067.67
11/04/16	43054	DEV10	DEVIN-DURHAM-BURK	GARNISH/1925	92.31
11/04/16	43054	DEV10	DEVIN-DURHAM-BURK	GARNISH/2176	69.23
11/04/16	43055	DIE10	DIESEL MARINE ELECTRIC, INC.	1615	223.65
11/04/16	43055	DIE10	DIESEL MARINE ELECTRIC, INC.	1633	120.67
11/04/16	43055	DIE10	DIESEL MARINE ELECTRIC, INC.	1624	30.97
11/04/16	43055	DIE10	DIESEL MARINE ELECTRIC, INC.	1578	2,862.27
11/04/16	43055	DIE10	DIESEL MARINE ELECTRIC, INC.	1050	233.12
11/04/16	43056	DIG3S	DIGI-KEY CORPORATION 290506	FAREBOX MAINT PARTS	200.06
11/04/16	43057	DUN10	DUNN-EDWARDS CORPORATION	PAINTING SUPPLIES	100.09
11/04/16	43058	ELM10	ELMERS AUTO PARTS	PARTS/SHOP SUPPLIES	16.13
11/04/16	43058	ELM10	ELMERS AUTO PARTS	PARTS/SHOP SUPPLIES	109.87
11/04/16	43059	ELV10	ELVIS JONES	TUITION REIMBURSEMENT	1,295.00
11/04/16	43061	FAS20	FASTENAL COMPANY	MAINT SUPPLIES/VEH MAINT PARTS FY17	84.99
11/04/16	43061	FAS20	FASTENAL COMPANY	MAINT SUPPLIES/VEH MAINT PARTS FY17	122.38
11/04/16	43061	FAS20	FASTENAL COMPANY	MAINT SUPPLIES/VEH MAINT PARTS FY17	55.65
11/04/16	43061	FAS20	FASTENAL COMPANY	MAINT SUPPLIES/VEH MAINT PARTS FY17	150.99
11/04/16	43061	FAS20	FASTENAL COMPANY	MAINT SUPPLIES/VEH MAINT PARTS FY17	120.48
11/04/16	43061	FAS20	FASTENAL COMPANY	MAINT SUPPLIES/VEH MAINT PARTS FY17	278.95

Board Report

MONTEREY - SALINAS TRANSIT

January 15, 2017 6:52 PM

Page 3

ADAWSON

Check Date	Check No.	No.	Name	Description	Amount (\$)
11/04/16	43061	FAS20	FASTENAL COMPANY	MAINT SUPPLIES/VEH MAINT PARTS FY17	316.25
11/04/16	43061	FAS20	FASTENAL COMPANY	MAINT SUPPLIES/VEH MAINT PARTS FY17	97.43
11/04/16	43061	FAS20	FASTENAL COMPANY	MAINT SUPPLIES/VEH MAINT PARTS FY17	92.77
11/04/16	43061	FAS20	FASTENAL COMPANY	MAINT SUPPLIES/VEH MAINT PARTS FY17	120.48
11/04/16	43061	FAS20	FASTENAL COMPANY	MAINT SUPPLIES/VEH MAINT PARTS FY17	153.21
11/04/16	43061	FAS20	FASTENAL COMPANY	MAINT SUPPLIES/VEH MAINT PARTS FY17	169.98
11/04/16	43062	FERMAN	FERNANDO MANANSALA	11/13-11/18 5 Nights SF SamTrans Training	370.00
11/04/16	43063	GFI10	GFI GENFARE	FAREBOX PARTS FY17	447.51
11/04/16	43063	GFI10	GFI GENFARE	FAREBOX PARTS FY17	525.49
11/04/16	43063	GFI10	GFI GENFARE	FAREBOX PARTS FY17	496.95
11/04/16	43064	GIL10	GILLIG LLC	870	489.83
11/04/16	43064	GIL10	GILLIG LLC	978	18.17
11/04/16	43064	GIL10	GILLIG LLC	991	7.06
11/04/16	43064	GIL10	GILLIG LLC	994	18.08
11/04/16	43064	GIL10	GILLIG LLC	994	31.80
11/04/16	43064	GIL10	GILLIG LLC	1002	13.64
11/04/16	43064	GIL10	GILLIG LLC	1012	37.53
11/04/16	43064	GIL10	GILLIG LLC	1023	34.95
11/04/16	43064	GIL10	GILLIG LLC	1542	776.82
11/04/16	43064	GIL10	GILLIG LLC	1553	222.70
11/04/16	43065	GOO1S	GOODYEAR TIRE - RUBBER CO	TIRE LEASE & SERVICE CONTRACT FY17	178.50
11/04/16	43065	GOO1S	GOODYEAR TIRE - RUBBER CO	TIRE LEASE & SERVICE CONTRACT FY17	1,083.88
11/04/16	43066	GRA30	GRAINGER	SHOP/MAINT SUPPLIES FY17	54.72
11/04/16	43066	GRA30	GRAINGER	SHOP/MAINT SUPPLIES FY17	35.76
11/04/16	43066	GRA30	GRAINGER	SHOP/MAINT SUPPLIES FY17	45.06
11/04/16	43066	GRA30	GRAINGER	SHOP/MAINT SUPPLIES FY17	122.11
11/04/16	43066	GRA30	GRAINGER	SHOP/MAINT SUPPLIES FY17	494.57
11/04/16	43066	GRA30	GRAINGER	SHOP/MAINT SUPPLIES	500.49
11/04/16	43066	GRA30	GRAINGER	SHOP/MAINT SUPPLIES	1,236.50
11/04/16	43066	GRA30	GRAINGER	SHOP/MAINT SUPPLIES	9.03
11/04/16	43066	GRA30	GRAINGER	SHOP/MAINT SUPPLIES	55.52
11/04/16	43067	HDSUP	HD SUPPLY/WHITECAP CONSTR. SUP	CONSTRUCTION SUPPLY	2,140.52
11/04/16	43068	HOF20	HOFFMEYER COMPANY, INC.	surge tank to radiator	56.85
11/04/16	43068	HOF20	HOFFMEYER COMPANY, INC.	surge tank to radiator	64.21
11/04/16	43069	ICM10	ICMA RETIREMENT TRUST-457	EE CONTRIBUTIONS	2,036.53
11/04/16	43070	IMP10	IMPERIAL SUPPLIES LLC	SHOP SUPPLIES FY17	24.70
11/04/16	43070	IMP10	IMPERIAL SUPPLIES LLC	SHOP SUPPLIES FY17	103.33
11/04/16	43070	IMP10	IMPERIAL SUPPLIES LLC	SHOP SUPPLIES FY17	50.03
11/04/16	43070	IMP10	IMPERIAL SUPPLIES LLC	SHOP SUPPLIES FY17	105.80
11/04/16	43070	IMP10	IMPERIAL SUPPLIES LLC	SHOP SUPPLIES FY17	157.52
11/04/16	43070	IMP10	IMPERIAL SUPPLIES LLC	SHOP SUPPLIES FY17	552.04
11/04/16	43070	IMP10	IMPERIAL SUPPLIES LLC	SHOP SUPPLIES FY17	710.05
11/04/16	43070	IMP10	IMPERIAL SUPPLIES LLC	SHOP SUPPLIES FY17	83.03
11/04/16	43070	IMP10	IMPERIAL SUPPLIES LLC	SHOP SUPPLIES FY17	167.18
11/04/16	43071	KELHAL	KELLY HALCON	11/15-11/18 2 Nights Oakland CTA Conference	207.00
11/04/16	43071	KELHAL	KELLY HALCON	REIMBURSEMENT	10.00
11/04/16	43072	KEL20	KELLY-MOORE PAINT CO	PAINT SUPPLIES	91.17
11/04/16	43073	KEVALL	KEVIN ALLSHOUSE	REIMBURSEMENT	23.95

Board Report

MONTEREY - SALINAS TRANSIT

January 15, 2017 6:52 PM

Page 4

ADAWSON

Check Date	Check No.	No.	Name	Description	Amount (\$)
11/04/16	43074	MOO30	KIMBERLY MOORE	11/13-11/18 5 Nights SF SamTrans Training	370.00
11/04/16	43075	LISRHE	LISA RHEINHEIMER	11/16-11/18 2 Nights Oakland CTA Conference	138.00
11/04/16	43076	TWI1S	LUMINATOR HOLDING LP	ELECTRONIC REPAIRS	408.08
11/04/16	43077	MAR27	MARINA COAST WATER DIST	WATER SERVICE/MTX	496.07
11/04/16	43078	ECC10	MARK ECCLES	11/16-11/18 2 Nights Oakland CTA Conference	207.00
11/04/16	43079	MAT60	MATTHEWS SWEEPING SERV	GROUPS MAINT - OCT 2016	170.00
11/04/16	43080	HER30	MICHAEL E. HERNANDEZ	11/15-11/18 2 Nights Oakland CTA Conference	207.00
11/04/16	43081	MICLEB	MICHAEL Le BARRE	11/16-11/18 2 Nights Oakland CTA w/Adjustment	10.00
11/04/16	43082	MICOVER	MICHELLE OVERMEYER	11/16-11/18 2 Nights Oakland CTA Conference	138.00
11/04/16	43083	MON23	MONTEREY BAY URGENT CARE	PHYSICAL EXAMS FY17- REYES, RAUL	80.00
11/04/16	43084	MON38	MONTEREY COUNTY SHERIFF	GARNISH/2091	132.00
11/04/16	43085	NORCAL	NORCAL KENWORTH SERVICE	1519	54.81
11/04/16	43085	NORCAL	NORCAL KENWORTH SERVICE	1593	54.75
11/04/16	43085	NORCAL	NORCAL KENWORTH SERVICE	1593	349.01
11/04/16	43085	NORCAL	NORCAL KENWORTH SERVICE	1575	78.21
11/04/16	43085	NORCAL	NORCAL KENWORTH SERVICE	1575	1,495.20
11/04/16	43085	NORCAL	NORCAL KENWORTH SERVICE	1519	300.94
11/04/16	43085	NORCAL	NORCAL KENWORTH SERVICE	MAT	57.53
11/04/16	43085	NORCAL	NORCAL KENWORTH SERVICE	1502	3,991.94
11/04/16	43086	OKL10	OKLAHOMA DEPT OF HUMAN SVCS	GARNISH/2132	165.36
11/04/16	43087	PAC05	PACIFIC CLAIMS MANAGEMENT	WORKER'S COMP ADMINISTRATOR	5,159.50
11/04/16	43088	PAC20	PACIFIC GAS AND ELECTRIC CO	UTILITIES	23.83
11/04/16	43089	PAC60	PACIFIC TRUCK PARTS INC	1611	165.59
11/04/16	43090	PAC80	PACIFIC WEST WATER	WATER DISPENSER RENTAL	295.67
11/04/16	43091	QUA10	QUALITY WATER ENTERPRISES	DRINKING WATER SERVICE	46.70
11/04/16	43092	WEB10	ROBERT WEBER	11/16-11/18 2 Nights Oakland CTA Conference	138.00
11/04/16	43093	COA50	SC FUELS	DIESEL	14,609.43
11/04/16	43093	COA50	SC FUELS	DIESEL	14,689.99
11/04/16	43093	COA50	SC FUELS	DIESEL	14,482.13
11/04/16	43093	COA50	SC FUELS	DIESEL	14,692.14
11/04/16	43094	COA51	SC FUELS	FUEL-SHIP TO MV	7,179.46
11/04/16	43094	COA51	SC FUELS	FUEL-SHIP TO MV	8,208.34
11/04/16	43094	COA51	SC FUELS	FUEL-SHIP TO MV	6,661.79
11/04/16	43094	COA51	SC FUELS	FUEL-SHIP TO MV	7,275.54
11/04/16	43095	SCF10	SC FUELS	FUEL	1,344.59
11/04/16	43096	SIG10	SIGN WORKS	SIGNAGE	512.71
11/04/16	43096	SIG10	SIGN WORKS	ETCHMARK FROSTED VINYL FOR LAB SUITE	176.47
11/04/16	43097	SPR10	SPRINT	CELL PHONE SERVICE	454.70
11/04/16	43098	SUN10	SUNSTAR MEDIA	Website Developement	550.00
11/04/16	43099	SUP20	SUPPORT PAYMENT CLEARINGHOUSE	GARNISH/2324	283.02
11/04/16	43100	TAR10	TARGET PEST CONTROL, INC.	PEST CONTROL	35.00
11/04/16	43101	TRA1S	TRANSAMERICA LIFE INSURANCE CO	SUPPLEMENTAL LIFE INS.	93.98
11/04/16	43102	TRA10	TRANSIT PRO	Recruiting Services	2,661.50
11/04/16	43103	VAV50	VAVRINEK, TRINE, DAY AND CO	AUDITING SERVICES through July 2016	10,000.00
11/04/16	43104	VER40	VERIZON WIRELESS	WIRELESS SERVICE	1,212.86
11/04/16	43104	VER40	VERIZON WIRELESS	WIRELESS SERVICE	53.98
11/04/16	43104	VER40	VERIZON WIRELESS	WIRELESS SERVICE	159.03
11/04/16	43105	WAS20	WASHINGTON STATE SUPPORT	GARNISH/2070	113.07

Board Report

MONTEREY - SALINAS TRANSIT

January 15, 2017 6:52 PM

Page 5

ADAWSON

Check Date	Check No.	No.	Name	Description	Amount (\$)
					628,155.00
11/04/16	43024	AND2M	ANDERSEN'S LOCK AND SAFE	Voiding check 43024.	-38.02
11/04/16	43024	AND2M	ANDERSEN'S LOCK AND SAFE	Voiding check 43024.	-546.10
11/04/16	43024	AND2M	ANDERSEN'S LOCK AND SAFE	Voiding check 43024.	-20.19
11/04/16	43024	AND2M	ANDERSEN'S LOCK AND SAFE	Voiding check 43024.	-31.10
11/04/16	43024	AND2M	ANDERSEN'S LOCK AND SAFE	Voiding check 43024.	-52.93
					-688.34
11/09/16	43106	AFLAC	AFLAC	SUPPLEMENTAL INS	6,110.52
11/09/16	43107	AME02	AMERICAN LOCK & KEY SERVICE	LOCK SERVICES/KEYS	38.02
11/09/16	43108	AMS15	AMSTERDAM PRINTING & LITHO	PROMOTIONAL PRODUCTS- BIC GRIP ROLLE	1,067.24
11/09/16	43109	AND2M	ANDERSEN'S LOCK AND SAFE	LOCK REPAIRS/MAINT FY17	546.10
11/09/16	43109	AND2M	ANDERSEN'S LOCK AND SAFE	LOCK REPAIRS/MAINT FY17	20.19
11/09/16	43109	AND2M	ANDERSEN'S LOCK AND SAFE	LOCK REPAIRS/MAINT FY17	31.10
11/09/16	43109	AND2M	ANDERSEN'S LOCK AND SAFE	LOCK REPAIRS/MAINT FY17	52.93
11/09/16	43110	ATT10	AT&T	TELEPHONE SERVICE	167.01
11/09/16	43111	ATT10	AT&T	TELEPHONE SERVICE	2,276.77
11/09/16	43112	CAL20	CAL-AM WATER CO	WATER SERVICE	1,212.41
11/09/16	43113	CAL92	CALIFORNIA WATER SERV CO	WATER SERVICE	27.79
11/09/16	43116	COM10	COMMERCIAL TRUCK CO.	1275	64.17
11/09/16	43116	COM10	COMMERCIAL TRUCK CO.	1113	55.13
11/09/16	43116	COM10	COMMERCIAL TRUCK CO.	1041	122.30
11/09/16	43116	COM10	COMMERCIAL TRUCK CO.	1038	66.91
11/09/16	43116	COM10	COMMERCIAL TRUCK CO.	856	26.41
11/09/16	43116	COM10	COMMERCIAL TRUCK CO.	1644	72.99
11/09/16	43116	COM10	COMMERCIAL TRUCK CO.	1602	262.12
11/09/16	43116	COM10	COMMERCIAL TRUCK CO.	1631	6.12
11/09/16	43116	COM10	COMMERCIAL TRUCK CO.	1652	76.13
11/09/16	43116	COM10	COMMERCIAL TRUCK CO.	1628	103.26
11/09/16	43116	COM10	COMMERCIAL TRUCK CO.	1665	219.91
11/09/16	43116	COM10	COMMERCIAL TRUCK CO.	1661	553.75
11/09/16	43116	COM10	COMMERCIAL TRUCK CO.	1660	545.04
11/09/16	43116	COM10	COMMERCIAL TRUCK CO.	1667	121.69
11/09/16	43116	COM10	COMMERCIAL TRUCK CO.	1628	103.26
11/09/16	43116	COM10	COMMERCIAL TRUCK CO.	1069	85.59
11/09/16	43116	COM10	COMMERCIAL TRUCK CO.	1067	94.27
11/09/16	43116	COM10	COMMERCIAL TRUCK CO.	1052	928.01
11/09/16	43116	COM10	COMMERCIAL TRUCK CO.	1053	53.48
11/09/16	43116	COM10	COMMERCIAL TRUCK CO.	1055	52.66
11/09/16	43116	COM10	COMMERCIAL TRUCK CO.	1051	111.66
11/09/16	43116	COM10	COMMERCIAL TRUCK CO.	1045	21.42
11/09/16	43116	COM10	COMMERCIAL TRUCK CO.	1044	109.21
11/09/16	43116	COM10	COMMERCIAL TRUCK CO.	1048	928.01
11/09/16	43117	FIR20	FIRST ALARM	Alarm System	2,375.00
11/09/16	43117	FIR20	FIRST ALARM	Alarm System	2,374.50

Board Report

MONTEREY - SALINAS TRANSIT

January 15, 2017 6:52 PM

Page 6

ADAWSON

Check Date	Check No.	No.	Name	Description	Amount (\$)
11/09/16	43117	FIR20	FIRST ALARM	Alarm System	95.00
11/09/16	43118	FIR10	FIRST ALARM SECURITY & PATROL, INC.	SECURITY SERVICES	4,066.40
11/09/16	43124	GIL10	GILLIG LLC	1030	374.20
11/09/16	43124	GIL10	GILLIG LLC	1030	24.64
11/09/16	43124	GIL10	GILLIG LLC	1030	4.37
11/09/16	43124	GIL10	GILLIG LLC	1033	313.88
11/09/16	43124	GIL10	GILLIG LLC	1035	1,766.36
11/09/16	43124	GIL10	GILLIG LLC	1036	673.08
11/09/16	43124	GIL10	GILLIG LLC	1037	98.39
11/09/16	43124	GIL10	GILLIG LLC	1042	125.71
11/09/16	43124	GIL10	GILLIG LLC	1043	351.92
11/09/16	43124	GIL10	GILLIG LLC	1047	185.72
11/09/16	43124	GIL10	GILLIG LLC	1313	1,137.00
11/09/16	43124	GIL10	GILLIG LLC	1387	8.42
11/09/16	43124	GIL10	GILLIG LLC	1521	29.75
11/09/16	43124	GIL10	GILLIG LLC	1537	19.55
11/09/16	43124	GIL10	GILLIG LLC	1545	1.90
11/09/16	43124	GIL10	GILLIG LLC	1545	302.60
11/09/16	43124	GIL10	GILLIG LLC	1577	416.53
11/09/16	43124	GIL10	GILLIG LLC	1580	222.16
11/09/16	43124	GIL10	GILLIG LLC	1586	181.45
11/09/16	43124	GIL10	GILLIG LLC	1591	782.56
11/09/16	43124	GIL10	GILLIG LLC	1596	168.99
11/09/16	43124	GIL10	GILLIG LLC	1596	4.07
11/09/16	43124	GIL10	GILLIG LLC	1598	141.38
11/09/16	43124	GIL10	GILLIG LLC	1599	112.37
11/09/16	43124	GIL10	GILLIG LLC	1603	266.29
11/09/16	43124	GIL10	GILLIG LLC	1604	28.42
11/09/16	43124	GIL10	GILLIG LLC	1605	628.14
11/09/16	43124	GIL10	GILLIG LLC	1617	57.35
11/09/16	43124	GIL10	GILLIG LLC	1619	129.37
11/09/16	43124	GIL10	GILLIG LLC	1620	180.99
11/09/16	43124	GIL10	GILLIG LLC	1623	183.77
11/09/16	43124	GIL10	GILLIG LLC	1040	679.85
11/09/16	43124	GIL10	GILLIG LLC	1049	259.70
11/09/16	43124	GIL10	GILLIG LLC	1056	229.44
11/09/16	43124	GIL10	GILLIG LLC	1059	276.48
11/09/16	43124	GIL10	GILLIG LLC	1068	208.21
11/09/16	43124	GIL10	GILLIG LLC	1071	57.40
11/09/16	43124	GIL10	GILLIG LLC	1074	217.74
11/09/16	43124	GIL10	GILLIG LLC	1314	302.22
11/09/16	43124	GIL10	GILLIG LLC	1512	363.37
11/09/16	43124	GIL10	GILLIG LLC	1570	426.52
11/09/16	43124	GIL10	GILLIG LLC	1603	161.30
11/09/16	43124	GIL10	GILLIG LLC	1625	65.02
11/09/16	43124	GIL10	GILLIG LLC	1632	111.60
11/09/16	43124	GIL10	GILLIG LLC	1641	109.43
11/09/16	43124	GIL10	GILLIG LLC	1642	140.14

Board Report

MONTEREY - SALINAS TRANSIT

January 15, 2017 6:52 PM

Page 7

ADAWSON

Check Date	Check No.	No.	Name	Description	Amount (\$)
11/09/16	43124	GIL10	GILLIG LLC	1646	105.26
11/09/16	43124	GIL10	GILLIG LLC	1648	161.82
11/09/16	43124	GIL10	GILLIG LLC	1651	84.21
11/09/16	43124	GIL10	GILLIG LLC	1656	234.38
11/09/16	43124	GIL10	GILLIG LLC	1659	112.03
11/09/16	43124	GIL10	GILLIG LLC	1664	122.95
11/09/16	43124	GIL10	GILLIG LLC	1001	-9.28
11/09/16	43124	GIL10	GILLIG LLC	1004	-15.47
11/09/16	43125	GRE60	GREENWASTE RECOVERY, INC.	MTX WASTE DISPOSAL	257.34
11/09/16	43126	LCOM	L-COM, INC	Radio Box	230.79
11/09/16	43127	LAN10	LANGUAGE LINE SERVICES	OVER THE PHONE INTERPRETATION FY17	110.50
11/09/16	43128	MSB10	M & S BUILDING SUPPLY, INC.	MAINT/SHOP SUPPLIES	37.81
11/09/16	43129	MCI2S	MCI SERVICE PARTS INC	1367	17.96
11/09/16	43129	MCI2S	MCI SERVICE PARTS INC	1612	55.99
11/09/16	43129	MCI2S	MCI SERVICE PARTS INC	1654	11.90
11/09/16	43129	MCI2S	MCI SERVICE PARTS INC	1654	251.89
11/09/16	43129	MCI2S	MCI SERVICE PARTS INC	1655	271.95
11/09/16	43129	MCI2S	MCI SERVICE PARTS INC	1658	162.78
11/09/16	43129	MCI2S	MCI SERVICE PARTS INC	1668	287.45
11/09/16	43129	MCI2S	MCI SERVICE PARTS INC	1675	95.91
11/09/16	43129	MCI2S	MCI SERVICE PARTS INC	1693	45.88
11/09/16	43130	MON24	MONTEREY BAY NETWORKS	Server Maintenance	690.00
11/09/16	43130	MON24	MONTEREY BAY NETWORKS	Warrenty Renewal	10,514.24
11/09/16	43131	MON23	MONTEREY BAY URGENT CARE	PHYSICAL EXAMS FY17- CORDONE, ALEX	80.00
11/09/16	43131	MON23	MONTEREY BAY URGENT CARE	PHYSICAL EXAMS FY17- DE GRACIA, N	80.00
11/09/16	43132	MON11	MONTEREY CITY DISPOSAL	WASTE DISPOSAL SERVICES/TDA	772.63
11/09/16	43133	MON50	MONTEREY REGIONAL WASTE	WASTE DISPOSAL	38.70
11/09/16	43134	MON51	MONTEREY REGIONAL WATER	SEWER SERVICE	29.92
11/09/16	43134	MON51	MONTEREY REGIONAL WATER	SEWER SERVICE	59.84
11/09/16	43135	MYRCOR	MYRON CORP	Hand Sanitizer	318.74
11/09/16	43135	MYRCOR	MYRON CORP	2017 POCKET CALENDARS	801.16
11/09/16	43136	PAC20	PACIFIC GAS AND ELECTRIC CO	UTILITIES	296.23
11/09/16	43137	PAC60	PACIFIC TRUCK PARTS INC	1643	62.89
11/09/16	43138	POT30	POTTER'S ELECTRONICS	COMPUTER SUPPLIES	33.46
11/09/16	43138	POT30	POTTER'S ELECTRONICS	COMPUTER SUPPLIES	87.99
11/09/16	43138	POT30	POTTER'S ELECTRONICS	COMPUTER SUPPLIES	154.25
11/09/16	43139	PRE40	PREFERRED ALLIANCE INC	DRUG & ALCOHOL TESTING September	1,085.00
11/09/16	43140	PRE30	PREMIUM AUTO PARTS INC.	VEHICLE MAINT PARTS/SHOP SUPPLIES FY1	11.34
11/09/16	43140	PRE30	PREMIUM AUTO PARTS INC.	VEHICLE MAINT PARTS/SHOP SUPPLIES FY1	5.65
11/09/16	43141	BRI20	RENEE BRINCKS	WRITING FOR 2016 ANNUAL REPORT ARTICL	1,646.25
11/09/16	43142	BRO60	REPUBLIC SERVICES	WASTE DISPOSAL SERVICES	411.88
11/09/16	43142	BRO60	REPUBLIC SERVICES	WASTE DISPOSAL SERVICES	789.85
11/09/16	43142	BRO60	REPUBLIC SERVICES	WASTE DISPOSAL SERVICES	122.24
11/09/16	43143	REV10	REVCORD	Radio/Telephone recording Revshield	1,057.05
11/09/16	43144	STE10	S TECH CONSULTING	ASBESTOS REPORT	630.00
11/09/16	43145	SAF1S	SAFETY-KLEEN CORP	SOLVENT CLEANER SERVICE	150.88
11/09/16	43146	SAL50	SALINAS VALLEY FORD SLS	SUPPORT VEHICLE PARTS/REPAIRS	92.84
11/09/16	43147	SIG10	SIGN WORKS	SIGNAGE FY17	283.51

Board Report

MONTEREY - SALINAS TRANSIT

January 15, 2017 6:52 PM

Page 8

ADAWSON

Check Date	Check No.	No.	Name	Description	Amount (\$)
11/09/16	43148	SJF10	SJ FERRANTE BUILDERS, INC.	SEAL ROOF LEAKS	132.13
11/09/16	43148	SJF10	SJ FERRANTE BUILDERS, INC.	SEAL ROOF LEAKS	1,531.00
11/09/16	43149	SPO1S	SPORTWORKS NORTHWEST INC	1618	67.80
11/09/16	43149	SPO1S	SPORTWORKS NORTHWEST INC	1567	38.69
11/09/16	43150	SPR20	SPRINGBOARD	DESIGN OF BUS ADS RECRUITING MST COA	1,750.00
11/09/16	43151	TAR10	TARGET PEST CONTROL, INC.	PEST CONTROL	45.00
11/09/16	43152	TEC20	TEC EQUIPMENT, INC.	1690	37.58
11/09/16	43153	TEL2S	TELEPHONETICS INC	MUSIC ON HOLD SERVICE	99.98
11/09/16	43154	TEN1S	TENNANT SALES AND SERVICE	EQUIPMENT MAINT	244.55
11/09/16	43154	TEN1S	TENNANT SALES AND SERVICE	EQUIPMENT MAINT	309.98
11/09/16	43155	TES10	TESSCO, INC.	Antenna	511.40
11/09/16	43156	WAL2S	THOMAS WALTERS AND ASSOC INC	WASH DC CONSULTANT	5,050.00
11/09/16	43157	TRA5S	TRAPEZE SOFTWARE GROUP	Trapeze Fleet - Full system	2,225.34
11/09/16	43157	TRA5S	TRAPEZE SOFTWARE GROUP	TRACKING UNIT AIRTIME	272.37
11/09/16	43158	VAL25	VALLEY FABRICATION, INC	FABRICATION/REPAIRS	494.09
11/09/16	43158	VAL25	VALLEY FABRICATION, INC	FABRICATION/REPAIRS	34.00
11/09/16	43158	VAL25	VALLEY FABRICATION, INC	FABRICATION/REPAIRS	25.50
11/09/16	43159	VAL20	VALLEY PACIFIC PETROLEUM	LUBRICANTS FY17	2,687.57
11/09/16	43159	VAL20	VALLEY PACIFIC PETROLEUM	LUBRICANTS FY17	7,563.82
11/09/16	43160	VIC10	VICTORY TOYOTA/ LEXUS MONTEREY P	SUPPORT VEHICLE MAINTENANCE/repairs	92.58
11/09/16	43160	VIC10	VICTORY TOYOTA/ LEXUS MONTEREY P	SUPPORT VEHICLE MAINTENANCE/repairs	94.89
11/09/16	43161	WIL40	WILLIAMSON BODY AND PAINT	PHYS DAMAGE/BUS REPAIRS	1,255.00
11/09/16	43161	WIL40	WILLIAMSON BODY AND PAINT	PHYS DAMAGE/BUS REPAIRS	1,200.00
11/09/16	43162	WOR55	WORK WORLD AMERICA INC	SAFETY BOOTS FY17- RAMOS, JOSEFINO	174.58
11/09/16	43163	NEV15	NEVTEC	cable	32.29
					86,684.96
11/15/16	43164	CARHA1	CAROLYN D. HARDY	MILEAGE REIMBURSEMENT	9.83
11/15/16	43165	CARHAR	CAROLYN D. HARDY	DIRECTOR FEE FY17	100.00
11/15/16	43166	DANMI1	DANIEL MILLER	TRAVEL REIMBURSEMENT	8.75
11/15/16	43167	DANMIL	DANIEL MILLER	DIRECTOR FEE FY 17	100.00
11/15/16	43168	DAVPE1	DAVID K PENDERGRASS	TRAVEL	4.86
11/15/16	43169	DAVPEN	DAVID K PENDERGRASS	DIRECTORS FEES FY 17	100.00
11/15/16	43170	DAVPA1	DAVID PACHECO	TRAVEL	4.00
11/15/16	43171	DAVPAC	DAVID PACHECO	DIRECTOR FEES FY 17	100.00
11/15/16	43172	DOW10	ELIZABETH J DOWNEY	DIRECTORS FEES FY 17	100.00
11/15/16	43173	DOW11	ELIZABETH J DOWNEY	BOARD TRAVEL	6.26
11/15/16	43174	ARM10	FERNANDO ARMENTA	DIRECTOR FEES FY 17	100.00
11/15/16	43175	ARM11	FERNANDO ARMENTA	BOARD TRAVEL	14.58
11/15/16	43176	FRAOC1	FRANCIS O CONNELL	TRAVEL REIMBURSEMENT	10.58
11/15/16	43177	FRAOCO	FRANCIS O CONNELL	DIRECTORS FEES FY 17	100.00
11/15/16	43178	CLA10	KRISTIN CLARK	DIRECTORS FEES FY17	100.00
11/15/16	43179	CLA11	KRISTIN CLARK	BOARD TRAVEL	2.48
11/15/16	43180	LEAS1	LEAH C. SANTIBANEZ	TRAVEL REIMBURSEMENT	48.38
11/15/16	43181	LEASAN	LEAH C. SANTIBANEZ	DIRECTOR FEES FY 17	100.00
11/15/16	43182	MICLE1	MICHAEL LE BARRE	TRAVEL REIMBURSEMENT	63.07
11/15/16	43183	MICLEB	MICHAEL Le BARRE	DIRECTOR FEES FY 17	100.00

Board Report

MONTEREY - SALINAS TRANSIT

January 15, 2017 6:52 PM

Page 9

ADAWSON

Check Date	Check No.	No.	Name	Description	Amount (\$)
11/15/16	43184	PATSTE	PATRICIA D STEPHENS	DIRECTORS FEES FY 17	100.00
11/15/16	43185	PATST1	PATRICIA D. STEPHENS	TRAVEL	38.99
11/15/16	43186	ROBBO1	ROBERT BONINCONTRI	TRAVEL REIMBURSEMENT	28.19
11/15/16	43187	ROBBON	ROBERT BONINCONTRI	DIRECTOR FEES FY17	100.00
11/15/16	43188	BAR50	TONY BARRERA	DIRECTORS FEES FY 17	100.00
11/15/16	43189	BAR51	TONY BARRERA	TRAVEL REIMBURSEMENT	14.47
					1,554.44
11/18/16	43190	4IM10	4IMPRINT INC.	business card holder promo giveaway	621.81
11/18/16	43191	ACS10	A & C SIGNS	Bus 1703 LETTERING	110.20
11/18/16	43191	ACS10	A & C SIGNS	Bus 503 LETTERING	146.39
11/18/16	43192	AIRLUB	AIR & LUBE SYSTEMS, INC	SHOP EQUIPMENT	350.00
11/18/16	43192	AIRLUB	AIR & LUBE SYSTEMS, INC	SHOP EQUIPMENT	395.27
11/18/16	43192	AIRLUB	AIR & LUBE SYSTEMS, INC	SHOP EQUIPMENT	475.00
11/18/16	43193	AMA10	AMALGAMATED TRANSIT UNION	UNION DUES	13,186.63
11/18/16	43194	AME01	AMERI PRIDE SERVICES, INC.	UNIFORM LAUNDRY SERVICES FY17	277.37
11/18/16	43194	AME01	AMERI PRIDE SERVICES, INC.	UNIFORM SERVICES FY17	449.00
11/18/16	43194	AME01	AMERI PRIDE SERVICES, INC.	UNIFORM SERVICES FY17	480.41
11/18/16	43194	AME01	AMERI PRIDE SERVICES, INC.	UNIFORM SERVICES FY17	670.59
11/18/16	43195	AND2M	ANDERSEN'S LOCK AND SAFE	LOCK REPAIRS/MAINT FY17	76.93
11/18/16	43196	THO20	ANTOINETTE THOMPSON	GARNISH/1729	386.77
11/18/16	43197	MEN2S	ASSETWORKS, INC.	1670	505.86
11/18/16	43198	BAT20	BATTERY SYSTEMS INC	1685	931.94
11/18/16	43198	BAT20	BATTERY SYSTEMS INC	1061	861.00
11/18/16	43199	BILFAN	BILL FANNIN FENCING & GATES	GATE & FENCE REPAIR FY17	486.00
11/18/16	43200	NOV10	BILL'S WINDSHIELD REPAIR	WINDSHIELD REPAIRS bus 1710	49.00
11/18/16	43200	NOV10	BILL'S WINDSHIELD REPAIR	WINDSHIELD REPAIRS bus 1716	49.00
11/18/16	43201	HAR75	BRIAN HUNTER HARVATH	LAIF CONF 10/25/16	125.00
11/18/16	43202	CAL84	CALIF TRANSIT INS POOL	October 2016 Deductibles	1,583.87
11/18/16	43203	CAL82	CALIFORNIA TRANSPORT LLC	TOWING FY17 bus 1711	312.50
11/18/16	43203	CAL82	CALIFORNIA TRANSPORT LLC	TOWING FY17 bus 1123	375.00
11/18/16	43203	CAL82	CALIFORNIA TRANSPORT LLC	TOWING FY17 bus 1901	250.00
11/18/16	43204	CAL92	CALIFORNIA WATER SERV CO	WATER SERVICE	107.91
11/18/16	43205	CAR2W	CARLON'S FIRE EXTINGUISHER	FIRST AID/FIRE EXT-FY17 PEARL	85.24
11/18/16	43205	CAR2W	CARLON'S FIRE EXTINGUISHER	FIRST AID/FIRE EXT-FY17 PEARL	195.42
11/18/16	43205	CAR2W	CARLON'S FIRE EXTINGUISHER	FIRST AID/FIRE EXT-FY17 TDA	65.00
11/18/16	43206	CAS50	CASNER EXTERMINATING, INC	PEST CONTROL FY17	125.00
11/18/16	43206	CAS50	CASNER EXTERMINATING, INC	PEST CONTROL	125.00
11/18/16	43207	CHI20	CHIDLAW MARKETING	ADVERTISING	16,000.00
11/18/16	43208	CLE20	CLEAR BLU ENVIRONMENTAL	STEAM CLEANER EQUIPMENT MAINT.	617.45
11/18/16	43210	COM10	COMMERCIAL TRUCK CO.	1671	29.22
11/18/16	43210	COM10	COMMERCIAL TRUCK CO.	1080	50.89
11/18/16	43210	COM10	COMMERCIAL TRUCK CO.	1703	389.03
11/18/16	43210	COM10	COMMERCIAL TRUCK CO.	1695	28.90
11/18/16	43210	COM10	COMMERCIAL TRUCK CO.	1689	182.21
11/18/16	43210	COM10	COMMERCIAL TRUCK CO.	1679	72.99
11/18/16	43210	COM10	COMMERCIAL TRUCK CO.	1095	164.33

Board Report

MONTEREY - SALINAS TRANSIT

January 15, 2017 6:52 PM

Page 10

ADAWSON

Check Date	Check No.	No.	Name	Description	Amount (\$)
11/18/16	43210	COM10	COMMERCIAL TRUCK CO.	1716	54.47
11/18/16	43210	COM10	COMMERCIAL TRUCK CO.	1716	187.19
11/18/16	43210	COM10	COMMERCIAL TRUCK CO.	1703	389.03
11/18/16	43210	COM10	COMMERCIAL TRUCK CO.	1732	167.87
11/18/16	43210	COM10	COMMERCIAL TRUCK CO.	1101	373.54
11/18/16	43210	COM10	COMMERCIAL TRUCK CO.	1110	17.60
11/18/16	43210	COM10	COMMERCIAL TRUCK CO.	1103	27.56
11/18/16	43210	COM10	COMMERCIAL TRUCK CO.	1098	226.89
11/18/16	43210	COM10	COMMERCIAL TRUCK CO.	1665	16.72
11/18/16	43211	CON50	CONSOLIDATED ELECTRICAL	BLDG MAINT SUPPLIES	369.28
11/18/16	43211	CON50	CONSOLIDATED ELECTRICAL	BLDG MAINT SUPPLIES FY17	201.17
11/18/16	43212	CON65	CONTE'S GENERATOR SERVICE	GENERATOR SERVICE & REPAIR FY17	814.69
11/18/16	43213	CRE08	CREATIVE BUS SALES, INC	AERO TECH MINI BUSES #5521	67,065.37
11/18/16	43213	CRE08	CREATIVE BUS SALES, INC	AERO TECH MINI BUSES #5520	67,065.37
11/18/16	43213	CRE08	CREATIVE BUS SALES, INC	AERO TECH MINI BUSES #5520	67,065.37
11/18/16	43214	CAL60	CSAC	WORKERS COMP EXCESS INSURANCE	12,723.00
11/18/16	43215	DEA10	DEANE INDUSTRIAL MACHINING, IN	1672	940.02
11/18/16	43216	SMI10	DEANNA SMITH	3 nights Oakland 11/28-12/1 Rutgers NTI	207.00
11/18/16	43217	DEV10	DEVIN-DURHAM-BURK	GARNISH/1925	92.31
11/18/16	43217	DEV10	DEVIN-DURHAM-BURK	GARNISH/2176	69.23
11/18/16	43218	DIE10	DIESEL MARINE ELECTRIC, INC.	1694	122.29
11/18/16	43218	DIE10	DIESEL MARINE ELECTRIC, INC.	1730	105.37
11/18/16	43219	EAG20	EAGLE MAT & FLOOR PRODUCTS, INC.	ADA Mat for boardroom	398.02
11/18/16	43220	EBJ1S	EB JACOBS LLC	RECRUITMENT SERVICES	10.00
11/18/16	43221	EDBOG	ED BOGNER MECHANICAL, INC.	HVAC / SHEET METAL CONTRACTOR	3,538.00
11/18/16	43222	JEN10	EDWARD A. JENKINS	PORTABLE OFFICE TRAILER & STAIR UNIT	4,500.00
11/18/16	43223	ERIHEA	ERIN HEATLEY	Reimbursement Veteran Dinner	70.00
11/18/16	43224	FAS20	FASTENAL COMPANY	MAINT SUPPLIES/VEH MAINT PARTS FY17	30.09
11/18/16	43224	FAS20	FASTENAL COMPANY	MAINT SUPPLIES/VEH MAINT PARTS FY17	80.35
11/18/16	43224	FAS20	FASTENAL COMPANY	MAINT SUPPLIES/VEH MAINT PARTS FY17	68.18
11/18/16	43224	FAS20	FASTENAL COMPANY	MAINT SUPPLIES/VEH MAINT PARTS FY17	189.03
11/18/16	43224	FAS20	FASTENAL COMPANY	MAINT SUPPLIES/VEH MAINT PARTS FY17	452.97
11/18/16	43224	FAS20	FASTENAL COMPANY	MAINT SUPPLIES/VEH MAINT PARTS FY17	41.84
11/18/16	43224	FAS20	FASTENAL COMPANY	MAINT SUPPLIES/VEH MAINT PARTS FY17	36.52
11/18/16	43224	FAS20	FASTENAL COMPANY	MAINT SUPPLIES/VEH MAINT PARTS FY17	95.01
11/18/16	43225	FIR20	FIRST ALARM	Alarm service & repair 3MC	160.44
11/18/16	43226	FIR10	FIRST ALARM SECURITY & PATROL, INC.	SECURITY SERVICES	7,591.62
11/18/16	43227	GFI10	GFI GENFARE	FAREBOX PARTS FY17	536.13
11/18/16	43232	GIL10	GILLIG LLC	988	15.06
11/18/16	43232	GIL10	GILLIG LLC	1071	58.31
11/18/16	43232	GIL10	GILLIG LLC	1075	901.14
11/18/16	43232	GIL10	GILLIG LLC	1078	112.26
11/18/16	43232	GIL10	GILLIG LLC	1081	162.04
11/18/16	43232	GIL10	GILLIG LLC	1085	276.37
11/18/16	43232	GIL10	GILLIG LLC	1088	390.38
11/18/16	43232	GIL10	GILLIG LLC	1512	218.44
11/18/16	43232	GIL10	GILLIG LLC	1512	5.39
11/18/16	43232	GIL10	GILLIG LLC	1659	52.66

Board Report

MONTEREY - SALINAS TRANSIT

January 15, 2017 6:53 PM

Page 11

ADAWSON

Check Date	Check No.	No.	Name	Description	Amount (\$)
11/18/16	43232	GIL10	GILLIG LLC	1666	53.06
11/18/16	43232	GIL10	GILLIG LLC	1669	315.15
11/18/16	43232	GIL10	GILLIG LLC	1677	287.95
11/18/16	43232	GIL10	GILLIG LLC	1678	451.88
11/18/16	43232	GIL10	GILLIG LLC	1680	132.04
11/18/16	43232	GIL10	GILLIG LLC	1681	52.23
11/18/16	43232	GIL10	GILLIG LLC	1040	25.35
11/18/16	43232	GIL10	GILLIG LLC	1059	25.35
11/18/16	43232	GIL10	GILLIG LLC	1078	37.20
11/18/16	43232	GIL10	GILLIG LLC	1081	1.66
11/18/16	43232	GIL10	GILLIG LLC	1091	174.59
11/18/16	43232	GIL10	GILLIG LLC	1096	314.52
11/18/16	43232	GIL10	GILLIG LLC	1099	152.61
11/18/16	43232	GIL10	GILLIG LLC	1099	3.66
11/18/16	43232	GIL10	GILLIG LLC	1102	445.45
11/18/16	43232	GIL10	GILLIG LLC	1107	117.45
11/18/16	43232	GIL10	GILLIG LLC	1114	403.41
11/18/16	43232	GIL10	GILLIG LLC	1619	5.00
11/18/16	43232	GIL10	GILLIG LLC	1642	5.00
11/18/16	43232	GIL10	GILLIG LLC	1664	57.85
11/18/16	43232	GIL10	GILLIG LLC	1677	100.80
11/18/16	43232	GIL10	GILLIG LLC	1678	1.71
11/18/16	43232	GIL10	GILLIG LLC	1700	34.42
11/18/16	43232	GIL10	GILLIG LLC	1705	160.11
11/18/16	43232	GIL10	GILLIG LLC	1708	97.55
11/18/16	43232	GIL10	GILLIG LLC	1709	113.86
11/18/16	43232	GIL10	GILLIG LLC	1715	50.07
11/18/16	43232	GIL10	GILLIG LLC	1718	301.75
11/18/16	43232	GIL10	GILLIG LLC	1433	0.83
11/18/16	43232	GIL10	GILLIG LLC	1427	156.42
11/18/16	43232	GIL10	GILLIG LLC	1082	1,698.17
11/18/16	43232	GIL10	GILLIG LLC	1082	52.90
11/18/16	43232	GIL10	GILLIG LLC	1613	70.35
11/18/16	43232	GIL10	GILLIG LLC	1004	306.28
11/18/16	43232	GIL10	GILLIG LLC	1004	15.47
11/18/16	43232	GIL10	GILLIG LLC	1001	9.28
11/18/16	43232	GIL10	GILLIG LLC	1613	603.53
11/18/16	43232	GIL10	GILLIG LLC	1280	37.30
11/18/16	43232	GIL10	GILLIG LLC	1419	134.25
11/18/16	43233	GIR2S	GIRO INC	SCHEDULING SOFTWARE UPGRADE	6,647.00
11/18/16	43234	GLO40	GLOBAL PERFORMANCE	RECRUITING SERVICES	750.00
11/18/16	43234	GLO40	GLOBAL PERFORMANCE	RECRUITING SERVICES 6/16/16 - 8/15/16	750.00
11/18/16	43235	GOO1S	GOODYEAR TIRE - RUBBER CO	TIRE LEASE & SERVICE CONTRACT FY17	5,695.00
11/18/16	43235	GOO1S	GOODYEAR TIRE - RUBBER CO	TIRE LEASE & SERVICE CONTRACT FY17	14,314.35
11/18/16	43237	GRA30	GRAINGER	SHOP/MAINT SUPPLIES	253.49
11/18/16	43237	GRA30	GRAINGER	SHOP/MAINT SUPPLIES	27.97
11/18/16	43237	GRA30	GRAINGER	SHOP/MAINT SUPPLIES	38.83
11/18/16	43237	GRA30	GRAINGER	SHOP/MAINT SUPPLIES	4.63

Board Report

MONTEREY - SALINAS TRANSIT

January 15, 2017 6:53 PM

Page 12

ADAWSON

Check Date	Check No.	No.	Name	Description	Amount (\$)
11/18/16	43237	GRA30	GRAINGER	SHOP/MAINT SUPPLIES FY17	12.95
11/18/16	43237	GRA30	GRAINGER	SHOP/MAINT SUPPLIES FY17	23.19
11/18/16	43237	GRA30	GRAINGER	SHOP/MAINT SUPPLIES FY17	18.36
11/18/16	43237	GRA30	GRAINGER	SHOP/MAINT SUPPLIES FY17	78.81
11/18/16	43237	GRA30	GRAINGER	SHOP/MAINT SUPPLIES FY17	12.20
11/18/16	43237	GRA30	GRAINGER	SHOP/MAINT SUPPLIES FY17	30.38
11/18/16	43237	GRA30	GRAINGER	SHOP/MAINT SUPPLIES FY17	26.36
11/18/16	43238	HOL31	HOLT DIST. & CLEAN AIR FILTER CO.	119	144.41
11/18/16	43239	ICM10	ICMA RETIREMENT TRUST-457	EE CONTRIBUTIONS	2,036.53
11/18/16	43240	IMA20	IMAGE X	PRINTING CSUMB'S MOVE MB BROCHURE	206.39
11/18/16	43240	IMA20	IMAGE X	PRINTING SAN JOSE EXPRESS BROCHURES	2,304.08
11/18/16	43240	IMA20	IMAGE X	PRINTING/RIDERS GUIDES	839.17
11/18/16	43241	IMP10	IMPERIAL SUPPLIES LLC	SHOP SUPPLIES FY17	161.33
11/18/16	43241	IMP10	IMPERIAL SUPPLIES LLC	SHOP SUPPLIES FY17	23.47
11/18/16	43241	IMP10	IMPERIAL SUPPLIES LLC	SHOP SUPPLIES FY17	38.06
11/18/16	43242	INT10	INTEGRITY PRINTING SERVICE	PRINTING FY17	456.23
11/18/16	43243	KON10	KONICA MINOLTA PREMIER FINANCE	COPIER LEASE FY17	741.94
11/18/16	43244	KON10	KONICA MINOLTA PREMIER FINANCE	TDA COPIER LEASE FY17	293.83
11/18/16	43245	LIF10	LIFT-U	1564	122.06
11/18/16	43246	MAR27	MARINA COAST WATER DIST	WATER SERVICE/MTX	437.66
11/18/16	43247	MON21	MBS BUSINESS SYSTEMS	COPIER MAINTENANCE	618.42
11/18/16	43247	MON21	MBS BUSINESS SYSTEMS	COPIER MAINTENANCE	89.26
11/18/16	43248	MCI2S	MCI SERVICE PARTS INC	1722	99.98
11/18/16	43248	MCI2S	MCI SERVICE PARTS INC	1702	70.91
11/18/16	43248	MCI2S	MCI SERVICE PARTS INC	1697	111.12
11/18/16	43248	MCI2S	MCI SERVICE PARTS INC	1668	51.21
11/18/16	43248	MCI2S	MCI SERVICE PARTS INC	1687	178.63
11/18/16	43249	MES10	MEDICAL EYE SERVICES, INC.	VISION INSURANCE	2,836.75
11/18/16	43250	MET01	METLIFE SMALL BUSINESS CENTER	DENTAL/LIFE KM05912873	23,463.83
11/18/16	43251	MON23	MONTEREY BAY URGENT CARE	PHYSICAL EXAMS FY17- CHAQUETTE, K	80.00
11/18/16	43251	MON23	MONTEREY BAY URGENT CARE	PHYSICAL EXAMS FY17- FIGUEROA, NOE	80.00
11/18/16	43251	MON23	MONTEREY BAY URGENT CARE	PHYSICAL EXAMS FY17- ANDRADA, LINDA	80.00
11/18/16	43252	MON38	MONTEREY COUNTY SHERIFF	GARNISH/2091	132.00
11/18/16	43253	NIC20	NICHOLSON PETROLEUM	EQUIP MAINT - OCT 2016	80.00
11/18/16	43253	NIC20	NICHOLSON PETROLEUM	EQUIP MAINT - OCT 2016	80.00
11/18/16	43254	NORCAL	NORCAL KENWORTH SERVICE	1519	-54.81
11/18/16	43254	NORCAL	NORCAL KENWORTH SERVICE	1575	-78.21
11/18/16	43254	NORCAL	NORCAL KENWORTH SERVICE	1046	95.50
11/18/16	43254	NORCAL	NORCAL KENWORTH SERVICE	1711	111.00
11/18/16	43254	NORCAL	NORCAL KENWORTH SERVICE	1593	-54.75
11/18/16	43255	OKL10	OKLAHOMA DEPT OF HUMAN SVCS	GARNISH/2132	165.36
11/18/16	43256	PAC45	PACIFIC ENGINEERING GROUP INC	ENGINEERING SERVICES	825.00
11/18/16	43257	PAC20	PACIFIC GAS AND ELECTRIC CO	UTILITIES	14,016.99
11/18/16	43258	PAC60	PACIFIC TRUCK PARTS INC	1686	19.94
11/18/16	43258	PAC60	PACIFIC TRUCK PARTS INC	1077	226.12
11/18/16	43258	PAC60	PACIFIC TRUCK PARTS INC	1092	86.41
11/18/16	43258	PAC60	PACIFIC TRUCK PARTS INC	1084	228.48
11/18/16	43258	PAC60	PACIFIC TRUCK PARTS INC	1084	32.92

Board Report

MONTEREY - SALINAS TRANSIT

January 15, 2017 6:53 PM

Page 13

ADAWSON

Check Date	Check No.	No.	Name	Description	Amount (\$)
11/18/16	43258	PAC60	PACIFIC TRUCK PARTS INC	1104	356.34
11/18/16	43259	PEN05	PBI	OFFICE FURNITURE	432.63
11/18/16	43259	PEN05	PBI	OFFICE FURNITURE	2,103.65
11/18/16	43259	PEN05	PBI	OFFICE FURNITURE	2,646.32
11/18/16	43260	PIN30	PINNACLE HEATHCARE HOLLISTER	PHYSICAL EXAMS- WEISSHAHN, LAWRENCE	55.00
11/18/16	43260	PIN30	PINNACLE HEATHCARE HOLLISTER	PHYSICAL EXAMS-HIGOY, RICHARD	55.00
11/18/16	43261	PRE30	PREMIUM AUTO PARTS INC.	VEHICLE MAINT PARTS/SHOP SUPPLIES FY1	11.95
11/18/16	43261	PRE30	PREMIUM AUTO PARTS INC.	VEHICLE MAINT PARTS/SHOP SUPPLIES FY1	23.90
11/18/16	43261	PRE30	PREMIUM AUTO PARTS INC.	VEHICLE MAINT PARTS/SHOP SUPPLIES FY1	5.33
11/18/16	43262	PRO60	PROBUILD COMPANY, LLC	LUMBER / BUILDING SUPPLIES FY17	187.58
11/18/16	43262	PRO60	PROBUILD COMPANY, LLC	LUMBER / BUILDING SUPPLIES FY17	405.89
11/18/16	43263	RBC10	RB COMMUNICATIONS	Server wiring	519.28
11/18/16	43264	RED20	RED WING SHOE STORE	SAFETY BOOTS FY17 - MADLER, JANET	175.00
11/18/16	43264	RED20	RED WING SHOE STORE	SAFETY BOOTS FY17 - NEWMAN, JOEL	143.10
11/18/16	43264	RED20	RED WING SHOE STORE	SAFETY BOOTS FY17 - PLEMMONS, JOE	162.32
11/18/16	43265	SAF1S	SAFETY-KLEEN CORP	SOLVENT CLEANER SERVICE FY17	150.19
11/18/16	43266	COA50	SC FUELS	DIESEL	13,472.06
11/18/16	43266	COA50	SC FUELS	DIESEL	14,433.33
11/18/16	43266	COA50	SC FUELS	DIESEL	14,249.50
11/18/16	43266	COA50	SC FUELS	DIESEL	13,434.81
11/18/16	43266	COA50	SC FUELS	DIESEL	13,655.30
11/18/16	43267	COA51	SC FUELS	FUEL-SHIP TO MV	6,983.46
11/18/16	43267	COA51	SC FUELS	FUEL-SHIP TO MV	7,461.59
11/18/16	43267	COA51	SC FUELS	FUEL-SHIP TO MV	6,703.04
11/18/16	43268	SCF10	SC FUELS	FUEL	1,312.98
11/18/16	43268	SCF10	SC FUELS	FUEL	519.78
11/18/16	43269	SIG10	SIGN WORKS	305	-195.37
11/18/16	43269	SIG10	SIGN WORKS	BUS ADS FOR COACH OPERATOR RECRUIT	2,221.38
11/18/16	43270	SNO80	SNOW WHITE CUSTODIAL SRV	JANITORIAL SERVICES OCTOBER 2016	19,890.00
11/18/16	43271	SNO80	SNOW WHITE CUSTODIAL SRV	JANITORIAL SERVICES OCTOBER 2016	4,800.00
11/18/16	43274	STA2S	STAPLES ADVANTAGE	OFFICE SUPPLIES FY 2017	56.98
11/18/16	43274	STA2S	STAPLES ADVANTAGE	OFFICE SUPPLIES FY 2017	12.26
11/18/16	43274	STA2S	STAPLES ADVANTAGE	OFFICE SUPPLIES FY 2017	13.13
11/18/16	43274	STA2S	STAPLES ADVANTAGE	OFFICE SUPPLIES FY 2017	49.34
11/18/16	43274	STA2S	STAPLES ADVANTAGE	OFFICE SUPPLIES FY 2017	58.90
11/18/16	43274	STA2S	STAPLES ADVANTAGE	OFFICE SUPPLIES FY 2017	14.33
11/18/16	43274	STA2S	STAPLES ADVANTAGE	OFFICE SUPPLIES FY 2017	21.71
11/18/16	43274	STA2S	STAPLES ADVANTAGE	OFFICE SUPPLIES FY 2017	6.83
11/18/16	43274	STA2S	STAPLES ADVANTAGE	OFFICE SUPPLIES FY 2017	27.74
11/18/16	43274	STA2S	STAPLES ADVANTAGE	OFFICE SUPPLIES FY 2017	69.38
11/18/16	43274	STA2S	STAPLES ADVANTAGE	OFFICE SUPPLIES FY 2017	76.80
11/18/16	43274	STA2S	STAPLES ADVANTAGE	OFFICE SUPPLIES FY 2017	79.13
11/18/16	43274	STA2S	STAPLES ADVANTAGE	OFFICE SUPPLIES FY 2017	117.99
11/18/16	43274	STA2S	STAPLES ADVANTAGE	OFFICE SUPPLIES FY 2017	497.30
11/18/16	43274	STA2S	STAPLES ADVANTAGE	OFFICE SUPPLIES FY 2017	319.85
11/18/16	43274	STA2S	STAPLES ADVANTAGE	OFFICE SUPPLIES FY 2017	42.35
11/18/16	43274	STA2S	STAPLES ADVANTAGE	OFFICE SUPPLIES FY 2017	103.96
11/18/16	43274	STA2S	STAPLES ADVANTAGE	OFFICE SUPPLIES FY 2017	254.01

Board Report

MONTEREY - SALINAS TRANSIT

January 15, 2017 6:53 PM

Page 14

ADAWSON

Check Date	Check No.	No.	Name	Description	Amount (\$)
11/18/16	43274	STA2S	STAPLES ADVANTAGE	OFFICE SUPPLIES FY 2017	128.07
11/18/16	43274	STA2S	STAPLES ADVANTAGE	OFFICE SUPPLIES FY 2017	5.20
11/18/16	43274	STA2S	STAPLES ADVANTAGE	OFFICE SUPPLIES	-21.71
11/18/16	43275	SUN10	SUNSTAR MEDIA	Monthly Services FY17	200.00
11/18/16	43276	SUP20	SUPPORT PAYMENT CLEARINGHOUSE	GARNISH/2324	283.02
11/18/16	43277	TEC20	TEC EQUIPMENT, INC.	1714	24.20
11/18/16	43277	TEC20	TEC EQUIPMENT, INC.	1638	113.08
11/18/16	43278	THE70	THERMO KING OF SALINAS IN	A/C Maintenance & Repair	288.33
11/18/16	43279	TIM20	TIMS GARDENING SERVICE	LANDSCAPING SERVICES FY17	535.00
11/18/16	43280	TIM20	TIMS GARDENING SERVICE	LANDSCAPING SERVICES FY17	425.00
11/18/16	43281	TIM20	TIMS GARDENING SERVICE	LANDSCAPING SERVICES FY17	452.00
11/18/16	43282	USB1S	U.S. BANK CORP PAYMENT SYSTEM	CAL-CARD/MISC PURCHASES	31,894.57
11/18/16	43283	UNI20	UNITED PARCEL SERVICE	FREIGHT	278.99
11/18/16	43284	VAL25	VALLEY FABRICATION, INC	FABRICATION/REPAIRS (4506)	1,527.40
11/18/16	43284	VAL25	VALLEY FABRICATION, INC	FABRICATION/REPAIRS	303.04
11/18/16	43285	VAL20	VALLEY PACIFIC PETROLEUM	LUBRICANTS FY17	395.06
11/18/16	43285	VAL20	VALLEY PACIFIC PETROLEUM	LUBRICANTS FY17	5,759.51
11/18/16	43288	VAL60	VALLEY POWER SYSTEMS INC	1650	119.66
11/18/16	43288	VAL60	VALLEY POWER SYSTEMS INC	1645	6.41
11/18/16	43288	VAL60	VALLEY POWER SYSTEMS INC	1645	59.71
11/18/16	43288	VAL60	VALLEY POWER SYSTEMS INC	1551	31.37
11/18/16	43288	VAL60	VALLEY POWER SYSTEMS INC	1090	140.06
11/18/16	43288	VAL60	VALLEY POWER SYSTEMS INC	1086	179.12
11/18/16	43288	VAL60	VALLEY POWER SYSTEMS INC	1057	93.43
11/18/16	43288	VAL60	VALLEY POWER SYSTEMS INC	1054	91.25
11/18/16	43288	VAL60	VALLEY POWER SYSTEMS INC	1024	106.28
11/18/16	43288	VAL60	VALLEY POWER SYSTEMS INC	995	49.60
11/18/16	43288	VAL60	VALLEY POWER SYSTEMS INC	1482	-8,146.88
11/18/16	43288	VAL60	VALLEY POWER SYSTEMS INC	1076	873.44
11/18/16	43288	VAL60	VALLEY POWER SYSTEMS INC	1731	140.98
11/18/16	43288	VAL60	VALLEY POWER SYSTEMS INC	1116	527.95
11/18/16	43288	VAL60	VALLEY POWER SYSTEMS INC	1109	108.43
11/18/16	43288	VAL60	VALLEY POWER SYSTEMS INC	1682 (POR-12232)	5,092.38
11/18/16	43288	VAL60	VALLEY POWER SYSTEMS INC	1018	-267.49
11/18/16	43288	VAL60	VALLEY POWER SYSTEMS INC	1752	92.11
11/18/16	43288	VAL60	VALLEY POWER SYSTEMS INC	1034	44.10
11/18/16	43288	VAL60	VALLEY POWER SYSTEMS INC	1747 (POR-12251)	139.88
11/18/16	43288	VAL60	VALLEY POWER SYSTEMS INC	1747 (POR-12251)	3,568.70
11/18/16	43289	WAS20	WASHINGTON STATE SUPPORT	GARNISH/2070	113.07
					540,804.57
11/22/16	43290	DEC10	DECALS BY DESIGN INC.	Expires 2018 RTA Taxi Stickers Qty 150	489.04
11/22/16	43291	EVE05	EVERBRIDGE	Emeg Management Communication Service	7,696.00
11/22/16	43292	LAN10	LANGUAGE LINE SERVICES	OVER THE PHONE INTERPRETATION FY17	110.50
11/22/16	43293	PAC20	PACIFIC GAS AND ELECTRIC CO	UTILITIES	25.77
11/22/16	43294	STR05	STRONG'S MOBILE HOME SERVICES	COST TO MOVE ANNEX FROM TDA	4,790.00
11/22/16	43295	VER40	VERIZON WIRELESS	WIRELESS SERVICE	248.47

Board Report

MONTEREY - SALINAS TRANSIT

January 15, 2017 6:53 PM

Page 15

ADAWSON

Check Date	Check No.	No.	Name	Description	Amount (\$)
					13,359.78
11/28/16	43296	ALL01	ALLIANCE ON AGING, INC.	247 MAIN ST, ROOM 106	565.00
11/28/16	43297	CHA10	CHAN ASSOCIATES LLC	3MC RENT	4,000.00
11/28/16	43298	LEH10	Lehman James Pinckney, Jr., Trustee	19 UPPER RAGS#100-LT NOTE	6,640.82
11/28/16	43299	MAR45	MARY H. NINO REVOCABLE TRUST	RENT- 201 PEARL ST, MONTEREY	3,300.00
11/28/16	43300	PIT30	PITNEY BOWES	POSTAGE ACCT 11226164	500.00
11/28/16	43301	MPPM1	PROFESSIONAL OFFICE CONDO	ASSOC DUES-19 UPPER RAGSDALE	6,724.00
11/28/16	43302	SAF10	SAF KEEP STORAGE-DEL REY OAKS	STORAGE RENT-#267053 UNIT 1003	448.00
					22,177.82
11/30/16	43303	FAO10	FAO-USAED, SACRAMENTO	94-2222398 FOR JOE LLOYD WAY	10,000.00
					10,000.00
Grand Total					1,301,359.05

Blank Page

Board Report

MONTEREY - SALINAS TRANSIT

January 26, 2017 12:25 PM

Page 1

AWILLIAMS

Vendor Ledger Entry: Posting Date: 12/01/16..12/31/16

Check Date	Check No.	No.	Name	Description	Amount (\$)
12/02/16	43304	ADC40	ADCLUB	ADVERTISING/ RECRUITMENT	252.00
12/02/16	43305	AFLAC	AFLAC	SUPPLEMENTAL INS	6,039.56
12/02/16	43306	AME01	AMERI PRIDE SERVICES, INC.	UNIFORM LAUNDRY SERVICES FY17	33.65
12/02/16	43306	AME01	AMERI PRIDE SERVICES, INC.	UNIFORM SERVICES FY17	564.30
12/02/16	43306	AME01	AMERI PRIDE SERVICES, INC.	UNIFORM LAUNDRY SERVICES FY17	220.42
12/02/16	43306	AME01	AMERI PRIDE SERVICES, INC.	UNIFORM LAUNDRY SERVICES FY17	33.65
12/02/16	43306	AME01	AMERI PRIDE SERVICES, INC.	UNIFORM SERVICES FY17	767.53
12/02/16	43306	AME01	AMERI PRIDE SERVICES, INC.	UNIFORM SERVICES FY17	492.51
12/02/16	43306	AME01	AMERI PRIDE SERVICES, INC.	UNIFORM SERVICES FY17	531.64
12/02/16	43306	AME01	AMERI PRIDE SERVICES, INC.	UNIFORM SERVICES FY17	433.00
12/02/16	43307	THO20	ANTOINETTE THOMPSON	GARNISH/1729	386.77
12/02/16	43308	APE10	ASAP SIGNS & PRINTING	STAMP FOR CONSTRUCTION PASSES	124.40
12/02/16	43309	ATT16	AT&T CALNET	PHONE SERVICE	6,136.68
12/02/16	43309	ATT16	AT&T CALNET	PHONE SERVICE	171.94
12/02/16	43309	ATT16	AT&T CALNET	PHONE SERVICE	-1,242.00
12/02/16	43309	ATT16	AT&T CALNET	PHONE SERVICE	164.83
12/02/16	43310	ATT15	AT&T MOBILITY	Cradlepoint WiFi Routers	2,563.53
12/02/16	43310	ATT15	AT&T MOBILITY	MIS SUPPORT	1,878.19
12/02/16	43311	BAT20	BATTERY SYSTEMS INC	1685	465.97
12/02/16	43311	BAT20	BATTERY SYSTEMS INC	1162	1,164.93
12/02/16	43312	BILFAN	BILL FANNIN FENCING & GATES	GATE & FENCE REPAIR FY17	140.00
12/02/16	43313	NOV10	BILL'S WINDSHIELD REPAIR	WINDSHIELD REPAIRS bus 4502	49.00
12/02/16	43313	NOV10	BILL'S WINDSHIELD REPAIR	WINDSHIELD REPAIRS bus 1807	49.00
12/02/16	43314	BRI15	BRINK'S, INC.	ARMORED CAR SERVICE	44.76
12/02/16	43314	BRI15	BRINK'S, INC.	ARMORED CAR SERVICE	3,574.92
12/02/16	43315	CSC10	C S C OF SALINAS	SHOP SUPPLIES/VEHICLE PARTS FY17	45.54
12/02/16	43316	CAL20	CAL-AM WATER CO	WATER SERVICE	920.02
12/02/16	43316	CAL20	CAL-AM WATER CO	WATER SERVICE	99.30
12/02/16	43316	CAL20	CAL-AM WATER CO	WATER SERVICE	114.24
12/02/16	43317	PUB11	CALIFORNIA PUBLIC EMPLOYEES	HEALTH INS. ID #7468015141	321,895.77
12/02/16	43318	CAL86	CALIFORNIA TRANSIT ASSN	MEMBERSHIP 1/1/17-1/1/18	14,028.00
12/02/16	43319	CAL92	CALIFORNIA WATER SERV CO	WATER SERVICE	282.25
12/02/16	43320	CAP10	CAPITOL CLUTCH AND BRAKE	832	-185.53
12/02/16	43320	CAP10	CAPITOL CLUTCH AND BRAKE	1128	371.15
12/02/16	43320	CAP10	CAPITOL CLUTCH AND BRAKE	1175	116.88
12/02/16	43321	CAR2W	CARLON'S FIRE EXTINGUISHER	FIRST AID/FIRE EXT-FY17 STC	137.77
12/02/16	43321	CAR2W	CARLON'S FIRE EXTINGUISHER	FIRST AID/FIRE EXT-FY17	83.00
12/02/16	43322	CAR25	CARMEL CHAMBER OF COMMERCE	2017 MEMBERSHIP FEES	425.00
12/02/16	43323	CAS50	CASNER EXTERMINATING, INC	PEST CONTROL FY17	125.00
12/02/16	43323	CAS50	CASNER EXTERMINATING, INC	PEST CONTROL FY17	125.00
12/02/16	43324	CLAVAL	CLAUDIA VALENCIA	2 Nights, 12/6-12/8 LasVegas-RTC Training	128.00
12/02/16	43327	COM10	COMMERCIAL TRUCK CO.	1736	78.11
12/02/16	43327	COM10	COMMERCIAL TRUCK CO.	1754	139.59
12/02/16	43327	COM10	COMMERCIAL TRUCK CO.	1763	144.38
12/02/16	43327	COM10	COMMERCIAL TRUCK CO.	1769	18.46
12/02/16	43327	COM10	COMMERCIAL TRUCK CO.	1772	153.80
12/02/16	43327	COM10	COMMERCIAL TRUCK CO.	1151	94.66

Board Report

MONTEREY - SALINAS TRANSIT

January 26, 2017 12:29 PM

Page 2

AWILLIAMS

Check Date	Check No.	No.	Name	Description	Amount (\$)
12/02/16	43327	COM10	COMMERCIAL TRUCK CO.	1144	928.01
12/02/16	43327	COM10	COMMERCIAL TRUCK CO.	VEHICLE MAINT PARTS	21.81
12/02/16	43327	COM10	COMMERCIAL TRUCK CO.	1136	13.19
12/02/16	43327	COM10	COMMERCIAL TRUCK CO.	1131	149.70
12/02/16	43327	COM10	COMMERCIAL TRUCK CO.	1704	45.41
12/02/16	43327	COM10	COMMERCIAL TRUCK CO.	1720	68.41
12/02/16	43327	COM10	COMMERCIAL TRUCK CO.	1662	396.45
12/02/16	43327	COM10	COMMERCIAL TRUCK CO.	1607	213.16
12/02/16	43327	COM10	COMMERCIAL TRUCK CO.	1704	675.62
12/02/16	43327	COM10	COMMERCIAL TRUCK CO.	1174	173.10
12/02/16	43327	COM10	COMMERCIAL TRUCK CO.	1763	44.56
12/02/16	43327	COM10	COMMERCIAL TRUCK CO.	1165	126.01
12/02/16	43327	COM10	COMMERCIAL TRUCK CO.	VEHICLE MAINT PARTS	49.82
12/02/16	43327	COM10	COMMERCIAL TRUCK CO.	1792	274.21
12/02/16	43327	COM10	COMMERCIAL TRUCK CO.	1144	-928.01
12/02/16	43328	WIL30	D D WILLIAMS EQUIPMENT CO	1123	250.00
12/02/16	43328	WIL30	D D WILLIAMS EQUIPMENT CO	1761	250.00
12/02/16	43328	WIL30	D D WILLIAMS EQUIPMENT CO	1760	250.00
12/02/16	43328	WIL30	D D WILLIAMS EQUIPMENT CO	1122	250.00
12/02/16	43328	WIL30	D D WILLIAMS EQUIPMENT CO	1762	250.00
12/02/16	43328	WIL30	D D WILLIAMS EQUIPMENT CO	1759	250.00
12/02/16	43328	WIL30	D D WILLIAMS EQUIPMENT CO	1171	43.49
12/02/16	43328	WIL30	D D WILLIAMS EQUIPMENT CO	1830	250.00
12/02/16	43329	DDD10	D3 SIGNS & PLASTICS	1845	46.93
12/02/16	43330	DEL1M	DE LAY AND LAREDO	LEGAL SERVICES OCT 1 - 31, 2016	24,778.15
12/02/16	43331	DEA10	DEANE INDUSTRIAL MACHINING, IN	1706	890.63
12/02/16	43332	DEV10	DEVIN-DURHAM-BURK	GARNISH/1925	92.31
12/02/16	43332	DEV10	DEVIN-DURHAM-BURK	GARNISH/2176	69.23
12/02/16	43333	DIE10	DIESEL MARINE ELECTRIC, INC.	1117	172.64
12/02/16	43333	DIE10	DIESEL MARINE ELECTRIC, INC.	1132	229.42
12/02/16	43333	DIE10	DIESEL MARINE ELECTRIC, INC.	1793	108.63
12/02/16	43334	ELM10	ELMERS AUTO PARTS	PARTS/SHOP SUPPLIES	24.47
12/02/16	43335	ERIHEA	ERIN HEATLEY	2 Nights, 12/6-12/8 LasVegas, RTC Training	128.00
12/02/16	43337	FAS20	FASTENAL COMPANY	MAINT SUPPLIES/VEH MAINT PARTS FY17	123.56
12/02/16	43337	FAS20	FASTENAL COMPANY	MAINT SUPPLIES/VEH MAINT PARTS FY17	74.22
12/02/16	43337	FAS20	FASTENAL COMPANY	MAINT SUPPLIES/VEH MAINT PARTS FY17	301.98
12/02/16	43337	FAS20	FASTENAL COMPANY	MAINT SUPPLIES/VEH MAINT PARTS FY17	47.50
12/02/16	43337	FAS20	FASTENAL COMPANY	MAINT SUPPLIES/VEH MAINT PARTS FY17	33.38
12/02/16	43337	FAS20	FASTENAL COMPANY	MAINT SUPPLIES/VEH MAINT PARTS FY17	68.18
12/02/16	43337	FAS20	FASTENAL COMPANY	MAINT SUPPLIES/VEH MAINT PARTS FY17	261.33
12/02/16	43337	FAS20	FASTENAL COMPANY	MAINT SUPPLIES/VEH MAINT PARTS FY17	55.90
12/02/16	43337	FAS20	FASTENAL COMPANY	MAINT SUPPLIES/VEH MAINT PARTS FY17	12.23
12/02/16	43337	FAS20	FASTENAL COMPANY	MAINT SUPPLIES/VEH MAINT PARTS FY17	20.19
12/02/16	43337	FAS20	FASTENAL COMPANY	MAINT SUPPLIES/VEH MAINT PARTS FY17	228.74
12/02/16	43337	FAS20	FASTENAL COMPANY	MAINT SUPPLIES/VEH MAINT PARTS FY17	169.98
12/02/16	43337	FAS20	FASTENAL COMPANY	MAINT SUPPLIES/VEH MAINT PARTS FY17	260.67
12/02/16	43338	FED1S	FEDERAL EXPRESS CORP	EXPRESS MAIL	159.90
12/02/16	43339	FIR10	FIRST ALARM SECURITY & PATROL, INC.	SECURITY SERVICES	4,066.40

Board Report

MONTEREY - SALINAS TRANSIT

January 26, 2017 12:29 PM

Page 3

AWILLIAMS

Check Date	Check No.	No.	Name	Description	Amount (\$)
12/02/16	43340	GOO1S	GOODYEAR TIRE - RUBBER CO	TIRE LEASE & SERVICE CONTRACT FY17	14.00
12/02/16	43340	GOO1S	GOODYEAR TIRE - RUBBER CO	TIRE LEASE & SERVICE CONTRACT FY17	34.44
12/02/16	43340	GOO1S	GOODYEAR TIRE - RUBBER CO	TIRE LEASE & SERVICE CONTRACT FY17	5,922.00
12/02/16	43340	GOO1S	GOODYEAR TIRE - RUBBER CO	TIRE LEASE & SERVICE CONTRACT FY17	15,153.22
12/02/16	43342	GRA30	GRAINGER	SHOP/MAINT SUPPLIES FY17	9.40
12/02/16	43342	GRA30	GRAINGER	SHOP/MAINT SUPPLIES FY17	119.58
12/02/16	43342	GRA30	GRAINGER	SHOP/MAINT SUPPLIES FY17	34.02
12/02/16	43342	GRA30	GRAINGER	SHOP/MAINT SUPPLIES FY17	6.45
12/02/16	43342	GRA30	GRAINGER	SHOP/MAINT SUPPLIES FY17	617.76
12/02/16	43342	GRA30	GRAINGER	SHOP/MAINT SUPPLIES FY17	226.91
12/02/16	43342	GRA30	GRAINGER	SHOP/MAINT SUPPLIES FY17	137.41
12/02/16	43342	GRA30	GRAINGER	SHOP/MAINT SUPPLIES FY17	36.73
12/02/16	43342	GRA30	GRAINGER	SHOP/MAINT SUPPLIES FY17	18.06
12/02/16	43342	GRA30	GRAINGER	SHOP/MAINT SUPPLIES FY17	38.85
12/02/16	43342	GRA30	GRAINGER	SHOP/MAINT SUPPLIES FY17	622.40
12/02/16	43343	GRE50	GREEN VALLEY INDUSTRIAL SUPPLY INC		15.94
12/02/16	43344	HOL31	HOLT DIST. & CLEAN AIR FILTER CO.	1789	225.33
12/02/16	43345	ICM10	ICMA RETIREMENT TRUST-457	EE CONTRIBUTIONS	2,036.53
12/02/16	43346	IMP10	IMPERIAL SUPPLIES LLC	SHOP SUPPLIES FY17	119.04
12/02/16	43346	IMP10	IMPERIAL SUPPLIES LLC	SHOP SUPPLIES FY17	449.15
12/02/16	43346	IMP10	IMPERIAL SUPPLIES LLC	SHOP SUPPLIES FY17	101.93
12/02/16	43347	INT80	INTERSTATE BATTERY SYSTEM	1751	238.87
12/02/16	43348	KEL20	KELLY-MOORE PAINT CO	PAINT SUPPLIES	25.47
12/02/16	43349	KON10	KONICA MINOLTA PREMIER FINANCE	COPIER LEASE FY17	32.70
12/02/16	43351	MCI2S	MCI SERVICE PARTS INC	1806	23.23
12/02/16	43351	MCI2S	MCI SERVICE PARTS INC	1627	15.91
12/02/16	43351	MCI2S	MCI SERVICE PARTS INC	1627	672.30
12/02/16	43351	MCI2S	MCI SERVICE PARTS INC	1744	451.23
12/02/16	43351	MCI2S	MCI SERVICE PARTS INC	1729	112.65
12/02/16	43351	MCI2S	MCI SERVICE PARTS INC	1699	11.78
12/02/16	43351	MCI2S	MCI SERVICE PARTS INC	1653	270.67
12/02/16	43351	MCI2S	MCI SERVICE PARTS INC	1806	28.79
12/02/16	43351	MCI2S	MCI SERVICE PARTS INC	1794	57.59
12/02/16	43351	MCI2S	MCI SERVICE PARTS INC	1729	12.71
12/02/16	43351	MCI2S	MCI SERVICE PARTS INC	1699	43.55
12/02/16	43351	MCI2S	MCI SERVICE PARTS INC	1843	71.00
12/02/16	43351	MCI2S	MCI SERVICE PARTS INC	1826	270.55
12/02/16	43351	MCI2S	MCI SERVICE PARTS INC	1818	66.90
12/02/16	43351	MCI2S	MCI SERVICE PARTS INC	1305	-226.57
12/02/16	43351	MCI2S	MCI SERVICE PARTS INC	1236	191.57
12/02/16	43351	MCI2S	MCI SERVICE PARTS INC	1217	43.45
12/02/16	43351	MCI2S	MCI SERVICE PARTS INC	1217	44.18
12/02/16	43352	COS20	MCMC LLC	WORKERS COMP SERVICES/COST CONTAIN	2,500.00
12/02/16	43353	MICLE1	MICHAEL LE BARRE	TRAVEL REIMBURSEMENT	226.60
12/02/16	43354	MON23	MONTEREY BAY URGENT CARE	PHYSICAL EXAMS FY17- MOORE, KIM	80.00
12/02/16	43354	MON23	MONTEREY BAY URGENT CARE	PHYSICAL EXAMS FY17-NISCHAL, NAVIN	80.00
12/02/16	43355	MON38	MONTEREY COUNTY SHERIFF	GARNISH/2091	132.00
12/02/16	43357	MON39	MONTEREY COUNTY TAX COLLECTOR	PROPERTY TAX 259-011-067 2016/17	534.82

Board Report

MONTEREY - SALINAS TRANSIT

January 26, 2017 12:29 PM

Page 4

AWILLIAMS

Check Date	Check No.	No.	Name	Description	Amount (\$)
12/02/16	43357	MON39	MONTEREY COUNTY TAX COLLECTOR	PROPERTY TAX 031-151-024 2016/17	28.12
12/02/16	43357	MON39	MONTEREY COUNTY TAX COLLECTOR	PROPERTY TAX 031-151-025 2016/17	467.78
12/02/16	43357	MON39	MONTEREY COUNTY TAX COLLECTOR	PROPERTY TAX 031-201-012 2016/17	11.02
12/02/16	43357	MON39	MONTEREY COUNTY TAX COLLECTOR	PROPERTY TAX 031-221-005 2016/17	21.56
12/02/16	43357	MON39	MONTEREY COUNTY TAX COLLECTOR	PROPERTY TAX 031-201-013 2016/17	21.56
12/02/16	43357	MON39	MONTEREY COUNTY TAX COLLECTOR	PROPERTY TAX 002-248-010 2016/17	1,482.08
12/02/16	43357	MON39	MONTEREY COUNTY TAX COLLECTOR	PROPERTY TAX 002-248-009 2016/17	2,715.50
12/02/16	43357	MON39	MONTEREY COUNTY TAX COLLECTOR	PROPERTY TAX 259-184-001 2016/17	117.20
12/02/16	43357	MON39	MONTEREY COUNTY TAX COLLECTOR	PROPERTY TAX 259-184-004 2016/17	41.82
12/02/16	43357	MON39	MONTEREY COUNTY TAX COLLECTOR	PROPERTY TAX 032-171-005 2016/17	473.12
12/02/16	43357	MON39	MONTEREY COUNTY TAX COLLECTOR	PROPERTY TAX 026-521-032 2016/17	11.82
12/02/16	43357	MON39	MONTEREY COUNTY TAX COLLECTOR	PROPERTY TAX 003-171-024 2016/17	488.74
12/02/16	43358	MVT11	MV TRANSPORTATION INC.	CONTRACT TRANSPORTATION	651,926.66
12/02/16	43358	MVT11	MV TRANSPORTATION INC.	FAREBOX COLLECTION-OCT	-21,183.19
12/02/16	43359	NIC20	NICHOLSON PETROLEUM	EQUIP MAINT -	365.09
12/02/16	43360	NORCAL	NORCAL KENWORTH SERVICE	1767	163.13
12/02/16	43360	NORCAL	NORCAL KENWORTH SERVICE	1767	404.45
12/02/16	43360	NORCAL	NORCAL KENWORTH SERVICE	1775	404.45
12/02/16	43360	NORCAL	NORCAL KENWORTH SERVICE	1775	548.10
12/02/16	43360	NORCAL	NORCAL KENWORTH SERVICE	1823	54.81
12/02/16	43360	NORCAL	NORCAL KENWORTH SERVICE	1155	109.84
12/02/16	43360	NORCAL	NORCAL KENWORTH SERVICE	1823	365.66
12/02/16	43360	NORCAL	NORCAL KENWORTH SERVICE	1783	87.80
12/02/16	43360	NORCAL	NORCAL KENWORTH SERVICE	1767	-163.13
12/02/16	43361	NVBEQU	NVB EQUIPMENT, INC	SHOP SUPPLIES	85.00
12/02/16	43361	NVBEQU	NVB EQUIPMENT, INC	SHOP SUPPLIES	85.00
12/02/16	43361	NVBEQU	NVB EQUIPMENT, INC	SHOP SUPPLIES	85.00
12/02/16	43361	NVBEQU	NVB EQUIPMENT, INC	SHOP SUPPLIES	85.00
12/02/16	43362	OKL10	OKLAHOMA DEPT OF HUMAN SVCS	GARNISH/2132	165.36
12/02/16	43363	PAC60	PACIFIC TRUCK PARTS INC	1108	216.31
12/02/16	43363	PAC60	PACIFIC TRUCK PARTS INC	1167	32.92
12/02/16	43363	PAC60	PACIFIC TRUCK PARTS INC	1113	15.27
12/02/16	43363	PAC60	PACIFIC TRUCK PARTS INC	1156	233.58
12/02/16	43363	PAC60	PACIFIC TRUCK PARTS INC	1137	233.58
12/02/16	43363	PAC60	PACIFIC TRUCK PARTS INC	1133	441.15
12/02/16	43363	PAC60	PACIFIC TRUCK PARTS INC	1149 (POR-12262)	2,905.04
12/02/16	43364	PEN40	PENINSULA MESSENGER LLC	RG DELIVERY - 9/3/16 SVC CHNG	642.00
12/02/16	43365	PIN30	PINNACLE HEATHCARE HOLLISTER	PHYSICAL EXAMS-KUBULAN	55.00
12/02/16	43365	PIN30	PINNACLE HEATHCARE HOLLISTER	PHYSICAL EXAMS-ZIOLKOWSKI	55.00
12/02/16	43365	PIN30	PINNACLE HEATHCARE HOLLISTER	PHYSICAL EXAMS- KUBULAN	20.00
12/02/16	43366	PIT10	PITNEY BOWES GLOBAL	POSTAGE MACHINE RENTAL	1,059.86
12/02/16	43367	PIT10	PITNEY BOWES GLOBAL	POSTAGE MACHINE RENTAL	128.75
12/02/16	43368	PRE40	PREFERRED ALLIANCE INC	DRUG & ALCOHOL TESTING OCTOBER	260.00
12/02/16	43369	PRE30	PREMIUM AUTO PARTS INC.	VEHICLE MAINT PARTS/SHOP SUPPLIES FY1	32.50
12/02/16	43369	PRE30	PREMIUM AUTO PARTS INC.	VEHICLE MAINT PARTS/SHOP SUPPLIES FY1	105.08
12/02/16	43369	PRE30	PREMIUM AUTO PARTS INC.	VEHICLE MAINT PARTS/SHOP SUPPLIES FY1	4.07
12/02/16	43369	PRE30	PREMIUM AUTO PARTS INC.	VEHICLE MAINT PARTS/SHOP SUPPLIES FY1	11.95
12/02/16	43369	PRE30	PREMIUM AUTO PARTS INC.	VEHICLE MAINT PARTS/SHOP SUPPLIES FY1	12.22

Board Report

MONTEREY - SALINAS TRANSIT

January 26, 2017 12:29 PM

Page 5

AWILLIAMS

Check Date	Check No.	No.	Name	Description	Amount (\$)
12/02/16	43369	PRE30	PREMIUM AUTO PARTS INC.	VEHICLE MAINT PARTS/SHOP SUPPLIES FY1	5.33
12/02/16	43369	PRE30	PREMIUM AUTO PARTS INC.	VEHICLE MAINT PARTS/SHOP SUPPLIES FY1	10.67
12/02/16	43370	QUA10	QUALITY WATER ENTERPRISES	DRINKING WATER SERVICE	46.70
12/02/16	43371	SAF1S	SAFETY-KLEEN CORP	SOLVENT CLEANER SERVICE FY17	150.88
12/02/16	43372	SALTOY	SALINAS TOYOTA SCION HYUNDAI	SUPPORT VEHICLE REPAIR FY17	103.46
12/02/16	43372	SALTOY	SALINAS TOYOTA SCION HYUNDAI	SUPPORT VEHICLE REPAIR FY17	86.11
12/02/16	43373	SAL50	SALINAS VALLEY FORD SLS	SUPPORT VEHICLE PARTS/REPAIRS	42.73
12/02/16	43373	SAL50	SALINAS VALLEY FORD SLS	SUPPORT VEHICLE PARTS/REPAIRS	357.17
12/02/16	43373	SAL50	SALINAS VALLEY FORD SLS	SUPPORT VEHICLE PARTS/REPAIRS	199.63
12/02/16	43374	PRO70	SALINAS VALLEY PRO SQUAD	TINGLEY, STEVE	435.95
12/02/16	43374	PRO70	SALINAS VALLEY PRO SQUAD	SORIA, MICHAEL	442.50
12/02/16	43375	SAL91	SALINAS YELLOW CAB CO, LLC	SEPT 2016	24,500.00
12/02/16	43376	COA50	SC FUELS	DIESEL	13,814.45
12/02/16	43376	COA50	SC FUELS	DIESEL	13,700.19
12/02/16	43376	COA50	SC FUELS	DIESEL	14,473.79
12/02/16	43377	COA51	SC FUELS	FUEL-SHIP TO MV	7,339.30
12/02/16	43377	COA51	SC FUELS	FUEL-SHIP TO MV	6,151.46
12/02/16	43377	COA51	SC FUELS	FUEL-SHIP TO MV	6,073.30
12/02/16	43378	SCF10	SC FUELS	FUEL	1,159.97
12/02/16	43378	SCF10	SC FUELS	FUEL	1,358.98
12/02/16	43378	SCF10	SC FUELS	FUEL	1.89
12/02/16	43378	SCF10	SC FUELS	FUEL	522.17
12/02/16	43379	SER20	SERRA YELLOW CAB	OCT 2016	140.00
12/02/16	43380	SIG10	SIGN WORKS	SIGNAGE FY17	180.32
12/02/16	43380	SIG10	SIGN WORKS	SIGNAGE	195.37
12/02/16	43381	SPE10	SPECTRUM AUTO	Body repair #1709	1,049.00
12/02/16	43381	SPE10	SPECTRUM AUTO	Body repair #2002	357.43
12/02/16	43382	SPO1S	SPORTWORKS NORTHWEST INC	1112	42.80
12/02/16	43383	STU10	STURDY OIL COMPANY	DIESEL FUEL CLEANING	461.48
12/02/16	43384	SUP20	SUPPORT PAYMENT CLEARINGHOUSE	GARNISH/2324	260.01
12/02/16	43385	TAR10	TARGET PEST CONTROL, INC.	PEST CONTROL	35.00
12/02/16	43386	TEC20	TEC EQUIPMENT, INC.	1724	1,947.17
12/02/16	43387	TIM20	TIMS GARDENING SERVICE	LANDSCAPING SERVICES FY17	1,500.00
12/02/16	43388	TIM20	TIMS GARDENING SERVICE	LANDSCAPING SERVICES FY17	180.00
12/02/16	43389	TRA1S	TRANSAMERICA LIFE INSURANCE CO	SUPPLEMENTAL LIFE INS.	93.98
12/02/16	43390	TRA80	Trapeze Software Group	Maintenance GTFS RT	7,000.00
12/02/16	43391	VAL25	VALLEY FABRICATION, INC	FABRICATION/REPAIRS	46.87
12/02/16	43391	VAL25	VALLEY FABRICATION, INC	FABRICATION/REPAIRS	438.88
12/02/16	43392	VAL20	VALLEY PACIFIC PETROLEUM	LUBRICANTS FY17	3,511.73
12/02/16	43392	VAL20	VALLEY PACIFIC PETROLEUM	LUBRICANTS FY17	591.23
12/02/16	43394	VAL60	VALLEY POWER SYSTEMS INC	1125	82.49
12/02/16	43394	VAL60	VALLEY POWER SYSTEMS INC	1141	38.67
12/02/16	43394	VAL60	VALLEY POWER SYSTEMS INC	1846	132.59
12/02/16	43394	VAL60	VALLEY POWER SYSTEMS INC	1841	41.46
12/02/16	43394	VAL60	VALLEY POWER SYSTEMS INC	1836	102.93
12/02/16	43394	VAL60	VALLEY POWER SYSTEMS INC	1816	75.43
12/02/16	43394	VAL60	VALLEY POWER SYSTEMS INC	1802	1,480.10
12/02/16	43394	VAL60	VALLEY POWER SYSTEMS INC	1791	117.68

Board Report

MONTEREY - SALINAS TRANSIT

January 26, 2017 12:29 PM

Page 6

AWILLIAMS

Check Date	Check No.	No.	Name	Description	Amount (\$)
12/02/16	43394	VAL60	VALLEY POWER SYSTEMS INC	1773	25.26
12/02/16	43394	VAL60	VALLEY POWER SYSTEMS INC	1773	8.42
12/02/16	43394	VAL60	VALLEY POWER SYSTEMS INC	1800 (POR-12270)	3,763.44
12/02/16	43394	VAL60	VALLEY POWER SYSTEMS INC	1682	-44.36
12/02/16	43394	VAL60	VALLEY POWER SYSTEMS INC	116	-145.29
12/02/16	43395	VAL70	VALLEY SAW & GARDEN SUPPLY	LANDSCAPING EQUIPT & SUPPIES	99.77
12/02/16	43396	VER40	VERIZON WIRELESS	WIRELESS SERVICE	53.79
12/02/16	43397	VIC10	VICTORY TOYOTA/ LEXUS MONTEREY P	SUPPORT VEHICLE MAINTENANCE FY17	101.44
12/02/16	43397	VIC10	VICTORY TOYOTA/ LEXUS MONTEREY P	SUPPORT VEHICLE MAINTENANCE/repairs	94.78
12/02/16	43398	WAS20	WASHINGTON STATE SUPPORT	GARNISH/2070	113.07
					<hr/>
					1,193,885.38
12/05/16	43399	PAC24	PG&E CFM/PPC DEPARTMENT	TDA -ELECTRICAL DIST & SERVICE EXT	5,716.98
					<hr/>
					5,716.98
12/09/16	43409	VER40	VERIZON WIRELESS	WIRELESS SERVICE	159.03
12/09/16	43409	VER40	VERIZON WIRELESS	WIRELESS SERVICE	1,162.97
					<hr/>
					1,322.00
12/09/16	43418	GIL10	GILLIG LLC	1135	55.38
12/09/16	43418	GIL10	GILLIG LLC	1135	46.15
12/09/16	43418	GIL10	GILLIG LLC	1139	107.39
12/09/16	43418	GIL10	GILLIG LLC	1140	1,028.24
12/09/16	43418	GIL10	GILLIG LLC	1148	688.31
12/09/16	43418	GIL10	GILLIG LLC	1150	1,026.23
12/09/16	43418	GIL10	GILLIG LLC	1154	106.30
12/09/16	43418	GIL10	GILLIG LLC	1158	161.60
12/09/16	43418	GIL10	GILLIG LLC	1158	0.81
12/09/16	43418	GIL10	GILLIG LLC	1159	564.74
12/09/16	43418	GIL10	GILLIG LLC	1161	98.92
12/09/16	43418	GIL10	GILLIG LLC	1164	304.67
12/09/16	43418	GIL10	GILLIG LLC	1166	827.17
12/09/16	43418	GIL10	GILLIG LLC	1337	362.96
12/09/16	43418	GIL10	GILLIG LLC	1688	156.80
12/09/16	43418	GIL10	GILLIG LLC	1701	158.46
12/09/16	43418	GIL10	GILLIG LLC	1708	61.41
12/09/16	43418	GIL10	GILLIG LLC	1656	54.31
12/09/16	43418	GIL10	GILLIG LLC	1659	102.65
12/09/16	43418	GIL10	GILLIG LLC	1715	0.80
12/09/16	43418	GIL10	GILLIG LLC	1723	151.31
12/09/16	43418	GIL10	GILLIG LLC	1733	434.03
12/09/16	43418	GIL10	GILLIG LLC	1737	286.38
12/09/16	43418	GIL10	GILLIG LLC	1739	12.95
12/09/16	43418	GIL10	GILLIG LLC	1742	357.13
12/09/16	43418	GIL10	GILLIG LLC	1745	28.24

Board Report

MONTEREY - SALINAS TRANSIT

January 26, 2017 12:29 PM

Page 7

AWILLIAMS

Check Date	Check No.	No.	Name	Description	Amount (\$)
12/09/16	43418	GIL10	GILLIG LLC	1749	2,429.32
12/09/16	43418	GIL10	GILLIG LLC	1750	427.33
12/09/16	43418	GIL10	GILLIG LLC	1755	199.54
12/09/16	43418	GIL10	GILLIG LLC	1755	81.25
12/09/16	43418	GIL10	GILLIG LLC	1756	76.15
12/09/16	43418	GIL10	GILLIG LLC	1764	110.06
12/09/16	43418	GIL10	GILLIG LLC	1770	101.99
12/09/16	43418	GIL10	GILLIG LLC	1774	318.61
12/09/16	43418	GIL10	GILLIG LLC	1779	184.30
12/09/16	43418	GIL10	GILLIG LLC	1787	458.06
12/09/16	43418	GIL10	GILLIG LLC	1790	186.42
12/09/16	43418	GIL10	GILLIG LLC	1796	668.72
12/09/16	43418	GIL10	GILLIG LLC	1801	679.18
12/09/16	43418	GIL10	GILLIG LLC	1804	272.18
12/09/16	43418	GIL10	GILLIG LLC	1810	1,510.20
12/09/16	43418	GIL10	GILLIG LLC	1814	107.00
12/09/16	43418	GIL10	GILLIG LLC	1820	133.20
12/09/16	43418	GIL10	GILLIG LLC	1614	55.57
12/09/16	43418	GIL10	GILLIG LLC	963	115.39
12/09/16	43418	GIL10	GILLIG LLC	1093	5.02
12/09/16	43418	GIL10	GILLIG LLC	1100	424.31
12/09/16	43418	GIL10	GILLIG LLC	1648	20.28
12/09/16	43418	GIL10	GILLIG LLC	984	96.63
12/09/16	43418	GIL10	GILLIG LLC	1028	909.37
12/09/16	43418	GIL10	GILLIG LLC	1079	302.30
12/09/16	43418	GIL10	GILLIG LLC	1085	15.24
12/09/16	43418	GIL10	GILLIG LLC	1091	89.34
12/09/16	43418	GIL10	GILLIG LLC	1093	106.62
12/09/16	43418	GIL10	GILLIG LLC	1099	43.93
12/09/16	43418	GIL10	GILLIG LLC	1102	1.66
12/09/16	43418	GIL10	GILLIG LLC	1107	63.60
12/09/16	43418	GIL10	GILLIG LLC	1114	106.00
12/09/16	43418	GIL10	GILLIG LLC	1115	78.66
12/09/16	43418	GIL10	GILLIG LLC	1119	668.65
12/09/16	43418	GIL10	GILLIG LLC	1124	118.51
12/09/16	43418	GIL10	GILLIG LLC	1126	198.71
12/09/16	43418	GIL10	GILLIG LLC	1129	49.48
12/09/16	43418	GIL10	GILLIG LLC	1130	593.51
12/09/16	43418	GIL10	GILLIG LLC	1134	572.74
12/09/16	43418	GIL10	GILLIG LLC	1072	1,717.03
12/09/16	43418	GIL10	GILLIG LLC	1093	121.36
12/09/16	43418	GIL10	GILLIG LLC	1093	4.37
12/09/16	43418	GIL10	GILLIG LLC	1817	257.14
12/09/16	43418	GIL10	GILLIG LLC	1493	511.45
12/09/16	43418	GIL10	GILLIG LLC	1221	1,123.50
12/09/16	43418	GIL10	GILLIG LLC	1060	52.90
12/09/16	43418	GIL10	GILLIG LLC	1060	3,396.34
12/09/16	43418	GIL10	GILLIG LLC	969	48.00

Board Report

MONTEREY - SALINAS TRANSIT

January 26, 2017 12:29 PM

Page 8

AWILLIAMS

Check Date	Check No.	No.	Name	Description	Amount (\$)
12/09/16	43418	GIL10	GILLIG LLC	963	28.15
12/09/16	43418	GIL10	GILLIG LLC	1728	55.73
12/09/16	43418	GIL10	GILLIG LLC	1506	964.30
12/09/16	43418	GIL10	GILLIG LLC	1506	125.30
12/09/16	43418	GIL10	GILLIG LLC	1396	478.96
12/09/16	43418	GIL10	GILLIG LLC	1688	423.31
12/09/16	43418	GIL10	GILLIG LLC	1506	-125.30
12/09/16	43418	GIL10	GILLIG LLC	1264	-195.68
12/09/16	43418	GIL10	GILLIG LLC	874	-415.77
12/09/16	43418	GIL10	GILLIG LLC	216	-111.66
					<hr/>
					28,221.80
12/12/16	43419	INT10	INTEGRITY PRINTING SERVICE	PRINTING FY17	1,385.19
12/12/16	43419	INT10	INTEGRITY PRINTING SERVICE	PRINTING FY17	330.22
12/12/16	43419	INT10	INTEGRITY PRINTING SERVICE	PRINTING FY17	208.56
12/12/16	43419	INT10	INTEGRITY PRINTING SERVICE	PRINTING FY17	2,673.26
12/12/16	43419	INT10	INTEGRITY PRINTING SERVICE	PRINTING FY17	63.00
12/12/16	43419	INT10	INTEGRITY PRINTING SERVICE	PRINTING FY17	223.77
12/12/16	43421	STA2S	STAPLES ADVANTAGE	OFFICE SUPPLIES FY 2017	59.52
12/12/16	43421	STA2S	STAPLES ADVANTAGE	OFFICE SUPPLIES FY 2017	161.70
12/12/16	43421	STA2S	STAPLES ADVANTAGE	OFFICE SUPPLIES FY 2017	80.77
12/12/16	43421	STA2S	STAPLES ADVANTAGE	OFFICE SUPPLIES FY 2017	67.08
12/12/16	43421	STA2S	STAPLES ADVANTAGE	OFFICE SUPPLIES FY 2017	166.86
12/12/16	43421	STA2S	STAPLES ADVANTAGE	OFFICE SUPPLIES FY 2017	61.19
12/12/16	43421	STA2S	STAPLES ADVANTAGE	OFFICE SUPPLIES FY 2017	216.82
12/12/16	43421	STA2S	STAPLES ADVANTAGE	OFFICE SUPPLIES FY 2017	349.76
12/12/16	43421	STA2S	STAPLES ADVANTAGE	OFFICE SUPPLIES FY 2017	56.13
12/12/16	43421	STA2S	STAPLES ADVANTAGE	OFFICE SUPPLIES FY 2017	354.98
12/12/16	43421	STA2S	STAPLES ADVANTAGE	OFFICE SUPPLIES	-27.58
12/12/16	43421	STA2S	STAPLES ADVANTAGE	OFFICE SUPPLIES	-50.99
					<hr/>
					6,380.24
12/13/16	43422	CARHA1	CAROLYN D. HARDY	MILEAGE REIMBURSEMENT	9.83
12/13/16	43423	CARHAR	CAROLYN D. HARDY	DIRECTOR FEE FY17	100.00
12/13/16	43424	DAVPE1	DAVID K PENDERGRASS	TRAVEL REIMBURSEMENT	4.86
12/13/16	43425	DAVPEN	DAVID K PENDERGRASS	DIRECTORS FEES FY 17	100.00
12/13/16	43426	DAVPA1	DAVID PACHECO	TRAVEL REIMBURSEMENT	4.00
12/13/16	43427	DAVPAC	DAVID PACHECO	DIRECTOR FEES FY 17	100.00
12/13/16	43428	DOW10	ELIZABETH J DOWNEY	DIRECTORS FEES FY 17	100.00
12/13/16	43429	DOW11	ELIZABETH J DOWNEY	BOARD TRAVEL	6.26
12/13/16	43430	ARM10	FERNANDO ARMENTA	DIRECTOR FEES FY 17	100.00
12/13/16	43431	ARM11	FERNANDO ARMENTA	BOARD TRAVEL	14.58
12/13/16	43432	FRAOC1	FRANCIS O CONNELL	TRAVEL REIMBURSEMENT	10.58
12/13/16	43433	FRAOCO	FRANCIS O CONNELL	DIRECTORS FEES FY 17	100.00
12/13/16	43434	KENCUN	KENNETH E. CUNEO	MILEAGE	8.75
12/13/16	43434	KENCUN	KENNETH E. CUNEO	DIRECTOR FEES	100.00

Board Report

MONTEREY - SALINAS TRANSIT

January 26, 2017 12:29 PM

Page 9

AWILLIAMS

Check Date	Check No.	No.	Name	Description	Amount (\$)
12/13/16	43435	LEAS1	LEAH C. SANTIBANEZ	TRAVEL REIMBURSEMENT	48.38
12/13/16	43436	LEASAN	LEAH C. SANTIBANEZ	DIRECTOR FEES FY 17	100.00
12/13/16	43437	MICLE1	MICHAEL LE BARRE	TRAVEL REIMBURSEMENT	63.07
12/13/16	43438	MICLEB	MICHAEL Le BARRE	DIRECTOR FEES FY 17	100.00
12/13/16	43439	PATLIN	PAT LINTELL	MILEAGE	2.48
12/13/16	43439	PATLIN	PAT LINTELL	DIRECTOR FEES	100.00
12/13/16	43440	ROBBO1	ROBERT BONINCONTRI	TRAVEL REIMBURSEMENT	28.19
12/13/16	43441	ROBBON	ROBERT BONINCONTRI	DIRECTOR FEES FY 2017 (Dec - June).	100.00
12/13/16	43442	BAR50	TONY BARRERA	DIRECTORS FEES FY 17	100.00
12/13/16	43443	BAR51	TONY BARRERA	TRAVEL REIMBURSEMENT	14.47
					<hr/>
					1,415.45
12/13/16	43444	CRA05	DENNIS CRABTREE	WINDOW PAINTING	150.00
					<hr/>
					150.00
12/16/16	43445	A&BFIR	A & B FIRE PROTECTION	SAFETY SUPPLIES FY17	74.37
12/16/16	43446	ACC40	ACCURATE BACKGROUND, INC	Background Checks Nov. 1-30, 2016	147.40
12/16/16	43447	ACSSUP	ACS SUPPORT	GARNISH/1897	398.08
12/16/16	43447	ACSSUP	ACS SUPPORT	GARNISH/1897	398.08
12/16/16	43448	ADV50	ADVANTAGE AUTO REPAIR	SMOG INSPECTION	58.00
12/16/16	43449	AIRLUB	AIR & LUBE SYSTEMS, INC	SHOP EQUIPMENT	587.43
12/16/16	43450	DRI10	ALLIANT INSURANCE SERVICES, INC.	INSURANCE	4,459.62
12/16/16	43451	AMA10	AMALGAMATED TRANSIT UNION	UNION DUES	14,191.81
12/16/16	43453	AME01	AMERI PRIDE SERVICES, INC.	UNIFORM LAUNDRY SERVICES FY17	78.53
12/16/16	43453	AME01	AMERI PRIDE SERVICES, INC.	UNIFORM LAUNDRY SERVICES FY17	238.42
12/16/16	43453	AME01	AMERI PRIDE SERVICES, INC.	UNIFORM SERVICES FY17	575.64
12/16/16	43453	AME01	AMERI PRIDE SERVICES, INC.	UNIFORM SERVICES FY17	459.00
12/16/16	43453	AME01	AMERI PRIDE SERVICES, INC.	UNIFORM LAUNDRY SERVICES FY17	33.65
12/16/16	43453	AME01	AMERI PRIDE SERVICES, INC.	UNIFORM SERVICES FY17	173.18
12/16/16	43453	AME01	AMERI PRIDE SERVICES, INC.	UNIFORM SERVICES FY17	567.89
12/16/16	43453	AME01	AMERI PRIDE SERVICES, INC.	UNIFORM SERVICES FY17	492.53
12/16/16	43453	AME01	AMERI PRIDE SERVICES, INC.	UNIFORM SERVICES FY17	523.39
12/16/16	43453	AME01	AMERI PRIDE SERVICES, INC.	UNIFORM LAUNDRY SERVICES FY17	33.65
12/16/16	43453	AME01	AMERI PRIDE SERVICES, INC.	UNIFORM LAUNDRY SERVICES FY17	221.52
12/16/16	43453	AME01	AMERI PRIDE SERVICES, INC.	UNIFORM LAUNDRY SERVICES FY17	220.42
12/16/16	43453	AME01	AMERI PRIDE SERVICES, INC.	UNIFORM LAUNDRY SERVICES FY17	33.65
12/16/16	43454	AME50	AMERICAN SUPPLY COMPANY	SUPPLIES FY17	78.03
12/16/16	43454	AME50	AMERICAN SUPPLY COMPANY	SUPPLIES FY17	82.28
12/16/16	43454	AME50	AMERICAN SUPPLY COMPANY	SUPPLIES FOR UTILITY	742.13
12/16/16	43455	AND2M	ANDERSEN'S LOCK AND SAFE	LOCK REPAIRS/MAINT FY17	261.74
12/16/16	43455	AND2M	ANDERSEN'S LOCK AND SAFE	LOCK REPAIRS/MAINT FY17	174.49
12/16/16	43456	THO20	ANTOINETTE THOMPSON	GARNISH/1729	386.77
12/16/16	43457	APE10	ASAP SIGNS & PRINTING	no parking stencil	141.86
12/16/16	43458	MEN2S	ASSETWORKS, INC.	MOBILE DIGITAL TERMINALS	1,695.12
12/16/16	43458	MEN2S	ASSETWORKS, INC.	MOBILE DIGITAL TERMINALS	305.83
12/16/16	43459	ATT10	AT&T	TELEPHONE SERVICE	155.89

Board Report

MONTEREY - SALINAS TRANSIT

January 26, 2017 12:29 PM

Page 10

AWILLIAMS

Check Date	Check No.	No.	Name	Description	Amount (\$)
12/16/16	43459	ATT10	AT&T	TELEPHONE SERVICE	2,266.93
12/16/16	43460	ATT16	AT&T CALNET	PHONE SERVICE	1,831.18
12/16/16	43460	ATT16	AT&T CALNET	PHONE SERVICE	4,647.17
12/16/16	43461	BAT20	BATTERY SYSTEMS INC	1803	1,397.92
12/16/16	43461	BAT20	BATTERY SYSTEMS INC	BUS BATTERIES	1,630.90
12/16/16	43462	BRE50	BRENTS ELECTRICAL	TDA ELECTRICAL REWIRE FOR TEMP	27,492.56
12/16/16	43463	CSC10	C S C OF SALINAS	SHOP SUPPLIES/VEHICLE PARTS FY17	180.61
12/16/16	43463	CSC10	C S C OF SALINAS	SHOP SUPPLIES/VEHICLE PARTS FY17	498.16
12/16/16	43463	CSC10	C S C OF SALINAS	SHOP SUPPLIES/VEHICLE PARTS FY17	189.88
12/16/16	43463	CSC10	C S C OF SALINAS	SHOP SUPPLIES/VEHICLE PARTS FY17	248.58
12/16/16	43463	CSC10	C S C OF SALINAS	SHOP SUPPLIES/VEHICLE PARTS FY17	192.50
12/16/16	43463	CSC10	C S C OF SALINAS	SHOP SUPPLIES/VEHICLE PARTS FY17	99.73
12/16/16	43463	CSC10	C S C OF SALINAS	SHOP SUPPLIES/VEHICLE PARTS FY17	33.26
12/16/16	43463	CSC10	C S C OF SALINAS	SHOP SUPPLIES/VEHICLE PARTS	-192.50
12/16/16	43464	CAL82	CALIFORNIA TRANSPORT LLC	TOWING FY17 veh 497	312.50
12/16/16	43464	CAL82	CALIFORNIA TRANSPORT LLC	TOWING FY17 unit 1806	562.50
12/16/16	43464	CAL82	CALIFORNIA TRANSPORT LLC	TOWING FY17 unit 1714	375.00
12/16/16	43464	CAL82	CALIFORNIA TRANSPORT LLC	TOWING FY17 unit 2017	312.50
12/16/16	43464	CAL82	CALIFORNIA TRANSPORT LLC	TOWING FY17 unit 1717	437.50
12/16/16	43464	CAL82	CALIFORNIA TRANSPORT LLC	TOWING FY17 unit 1724	406.25
12/16/16	43465	CAL92	CALIFORNIA WATER SERV CO	WATER SERVICE	27.79
12/16/16	43466	CAP10	CAPITOL CLUTCH AND BRAKE	1222	418.11
12/16/16	43467	CAR2W	CARLON'S FIRE EXTINGUISHER	FIRST AID/FIRE EXT-FY17	395.83
12/16/16	43467	CAR2W	CARLON'S FIRE EXTINGUISHER	FIRST AID/FIRE EXT-FY17	80.00
12/16/16	43467	CAR2W	CARLON'S FIRE EXTINGUISHER	FIRST AID/FIRE EXT-FY17	68.43
12/16/16	43467	CAR2W	CARLON'S FIRE EXTINGUISHER	FIRST AID/FIRE EXT-FY17	143.72
12/16/16	43467	CAR2W	CARLON'S FIRE EXTINGUISHER	FIRST AID/FIRE EXT-FY17	42.64
12/16/16	43467	CAR2W	CARLON'S FIRE EXTINGUISHER	FIRST AID/FIRE EXT-FY17	136.41
12/16/16	43468	CAS50	CASNER EXTERMINATING, INC	PEST CONTROL FY17	250.00
12/16/16	43468	CAS50	CASNER EXTERMINATING, INC	PEST CONTROL FY17	125.00
12/16/16	43469	CEN25	CENTRAL COAST CAB	OCT 2016	1,988.00
12/16/16	43470	CHI20	CHIDLAW MARKETING	ADVERTISING SERVICES- NOV	2,389.00
12/16/16	43471	SAL28	CITY OF SALINAS	PERMIT FEES	268.45
12/16/16	43474	COM10	COMMERCIAL TRUCK CO.	1763	73.71
12/16/16	43474	COM10	COMMERCIAL TRUCK CO.	1679	17.74
12/16/16	43474	COM10	COMMERCIAL TRUCK CO.	1848	115.28
12/16/16	43474	COM10	COMMERCIAL TRUCK CO.	1180	220.72
12/16/16	43474	COM10	COMMERCIAL TRUCK CO.	1902	1,234.91
12/16/16	43474	COM10	COMMERCIAL TRUCK CO.	1897	138.08
12/16/16	43474	COM10	COMMERCIAL TRUCK CO.	1882	29.08
12/16/16	43474	COM10	COMMERCIAL TRUCK CO.	1882	175.50
12/16/16	43474	COM10	COMMERCIAL TRUCK CO.	1870	157.89
12/16/16	43474	COM10	COMMERCIAL TRUCK CO.	1232	33.15
12/16/16	43474	COM10	COMMERCIAL TRUCK CO.	1228	60.14
12/16/16	43474	COM10	COMMERCIAL TRUCK CO.	1226	384.18
12/16/16	43474	COM10	COMMERCIAL TRUCK CO.	1187	212.03
12/16/16	43474	COM10	COMMERCIAL TRUCK CO.	1187	6.69
12/16/16	43474	COM10	COMMERCIAL TRUCK CO.	1904	106.69

Board Report

MONTEREY - SALINAS TRANSIT

January 26, 2017 12:29 PM

Page 11

AWILLIAMS

Check Date	Check No.	No.	Name	Description	Amount (\$)
12/16/16	43474	COM10	COMMERCIAL TRUCK CO.	1890	44.77
12/16/16	43474	COM10	COMMERCIAL TRUCK CO.	1928	259.73
12/16/16	43474	COM10	COMMERCIAL TRUCK CO.	1936	360.22
12/16/16	43474	COM10	COMMERCIAL TRUCK CO.	1943	29.66
12/16/16	43474	COM10	COMMERCIAL TRUCK CO.	1959	44.77
12/16/16	43474	COM10	COMMERCIAL TRUCK CO.	1949	96.75
12/16/16	43475	CON50	CONSOLIDATED ELECTRICAL	BLDG MAINT SUPPLIES FY17	178.63
12/16/16	43475	CON50	CONSOLIDATED ELECTRICAL	BLDG MAINT SUPPLIES FY17	89.62
12/16/16	43476	CYP05	CYPRESS COAST FORD-L/M	SUPPORT VEHICLE PARTS	1,069.71
12/16/16	43476	CYP05	CYPRESS COAST FORD-L/M	SUPPORT VEHICLE PARTS	1,542.65
12/16/16	43477	WIL30	D D WILLIAMS EQUIPMENT CO	VEHICLE MAINT	250.00
12/16/16	43477	WIL30	D D WILLIAMS EQUIPMENT CO	1234	151.91
12/16/16	43477	WIL30	D D WILLIAMS EQUIPMENT CO	1216	250.00
12/16/16	43478	DDD10	D3 SIGNS & PLASTICS	1903	541.26
12/16/16	43479	SMI10	DEANNA SMITH	REIMBURSEMENT OAKLAND 12/1 NTI	664.54
12/16/16	43480	DEV10	DEVIN-DURHAM-BURK	GARNISH/1925	92.31
12/16/16	43480	DEV10	DEVIN-DURHAM-BURK	GARNISH/2176	69.23
12/16/16	43481	DIE10	DIESEL MARINE ELECTRIC, INC.	1840	120.67
12/16/16	43481	DIE10	DIESEL MARINE ELECTRIC, INC.	1237	127.27
12/16/16	43481	DIE10	DIESEL MARINE ELECTRIC, INC.	1919	1,406.69
12/16/16	43481	DIE10	DIESEL MARINE ELECTRIC, INC.	1212	174.98
12/16/16	43481	DIE10	DIESEL MARINE ELECTRIC, INC.	1860	413.54
12/16/16	43482	DIG3S	DIGI-KEY CORPORATION 290506	FAREBOX MAINT PARTS	81.07
12/16/16	43482	DIG3S	DIGI-KEY CORPORATION 290506	FAREBOX MAINT PARTS	216.65
12/16/16	43482	DIG3S	DIGI-KEY CORPORATION 290506	FAREBOX MAINT PARTS	349.73
12/16/16	43483	EBJ1S	EB JACOBS LLC	RECRUITMENT SERVICES	230.00
12/16/16	43484	EDW10	EDWARDS TRUCK CENTER	1944	10.90
12/16/16	43485	ELM10	ELMERS AUTO PARTS	PARTS/SHOP SUPPLIES	24.00
12/16/16	43486	ENV10	ENVIRONMENTAL LOGISTICS, INC.	HAZARDOUS WASTE DISPOSAL	2,456.45
12/16/16	43486	ENV10	ENVIRONMENTAL LOGISTICS, INC.	HAZARDOUS WASTE DISPOSAL	3,390.00
12/16/16	43486	ENV10	ENVIRONMENTAL LOGISTICS, INC.	HAZARDOUS WASTE DISPOSAL	1,336.50
12/16/16	43488	FAS20	FASTENAL COMPANY	MAINT SUPPLIES/VEH MAINT PARTS FY17	5.41
12/16/16	43488	FAS20	FASTENAL COMPANY	MAINT SUPPLIES/VEH MAINT PARTS FY17	3.79
12/16/16	43488	FAS20	FASTENAL COMPANY	MAINT SUPPLIES/VEH MAINT PARTS FY17	24.34
12/16/16	43488	FAS20	FASTENAL COMPANY	MAINT SUPPLIES/VEH MAINT PARTS FY17	6.26
12/16/16	43488	FAS20	FASTENAL COMPANY	MAINT SUPPLIES/VEH MAINT PARTS FY17	92.87
12/16/16	43488	FAS20	FASTENAL COMPANY	MAINT SUPPLIES/VEH MAINT PARTS FY17	18.22
12/16/16	43488	FAS20	FASTENAL COMPANY	MAINT SUPPLIES/VEH MAINT PARTS FY17	67.87
12/16/16	43488	FAS20	FASTENAL COMPANY	MAINT SUPPLIES/VEH MAINT PARTS FY17	53.28
12/16/16	43488	FAS20	FASTENAL COMPANY	MAINT SUPPLIES/VEH MAINT PARTS FY17	47.50
12/16/16	43488	FAS20	FASTENAL COMPANY	MAINT SUPPLIES/VEH MAINT PARTS FY17	169.98
12/16/16	43488	FAS20	FASTENAL COMPANY	MAINT SUPPLIES/VEH MAINT PARTS FY17	47.50
12/16/16	43488	FAS20	FASTENAL COMPANY	MAINT SUPPLIES/VEH MAINT PARTS FY17	13.40
12/16/16	43488	FAS20	FASTENAL COMPANY	MAINT SUPPLIES/VEH MAINT PARTS FY17	54.51
12/16/16	43488	FAS20	FASTENAL COMPANY	MAINT SUPPLIES/VEH MAINT PARTS FY17	324.76
12/16/16	43488	FAS20	FASTENAL COMPANY	MAINT SUPPLIES/VEH MAINT PARTS FY17	42.55
12/16/16	43488	FAS20	FASTENAL COMPANY	MAINT SUPPLIES/VEH MAINT PARTS FY17	54.76
12/16/16	43489	FIR20	FIRST ALARM	Access Control System	478.57

Board Report

MONTEREY - SALINAS TRANSIT

January 26, 2017 12:29 PM

Page 12

AWILLIAMS

Check Date	Check No.	No.	Name	Description	Amount (\$)
12/16/16	43489	FIR20	FIRST ALARM	Access Control System	10,065.00
12/16/16	43490	FRA70	FRANCHISE TAX BOARD	GARNISH/2378	100.00
12/16/16	43491	GFI10	GFI GENFARE	FAREBOX PARTS FY17	280.58
12/16/16	43491	GFI10	GFI GENFARE	FAREBOX PARTS FY17	496.95
12/16/16	43491	GFI10	GFI GENFARE	FAREBOX PARTS FY17	496.95
12/16/16	43496	GIL10	GILLIG LLC	1160	592.91
12/16/16	43496	GIL10	GILLIG LLC	1172	77.11
12/16/16	43496	GIL10	GILLIG LLC	1173	30.95
12/16/16	43496	GIL10	GILLIG LLC	1176	149.22
12/16/16	43496	GIL10	GILLIG LLC	1179	460.76
12/16/16	43496	GIL10	GILLIG LLC	1182	160.84
12/16/16	43496	GIL10	GILLIG LLC	1182	1.96
12/16/16	43496	GIL10	GILLIG LLC	1183	668.65
12/16/16	43496	GIL10	GILLIG LLC	1183	55.83
12/16/16	43496	GIL10	GILLIG LLC	1186	258.99
12/16/16	43496	GIL10	GILLIG LLC	1189	521.58
12/16/16	43496	GIL10	GILLIG LLC	1190	60.25
12/16/16	43496	GIL10	GILLIG LLC	1192	238.99
12/16/16	43496	GIL10	GILLIG LLC	1197	192.75
12/16/16	43496	GIL10	GILLIG LLC	1199	55.10
12/16/16	43496	GIL10	GILLIG LLC	1202	652.76
12/16/16	43496	GIL10	GILLIG LLC	1737	29.75
12/16/16	43496	GIL10	GILLIG LLC	1755	94.67
12/16/16	43496	GIL10	GILLIG LLC	1815	46.90
12/16/16	43496	GIL10	GILLIG LLC	1831	194.61
12/16/16	43496	GIL10	GILLIG LLC	1831	7.06
12/16/16	43496	GIL10	GILLIG LLC	1835	145.82
12/16/16	43496	GIL10	GILLIG LLC	1835	11.86
12/16/16	43496	GIL10	GILLIG LLC	1842	185.81
12/16/16	43496	GIL10	GILLIG LLC	1847	316.83
12/16/16	43496	GIL10	GILLIG LLC	1847	25.20
12/16/16	43496	GIL10	GILLIG LLC	1850	433.25
12/16/16	43496	GIL10	GILLIG LLC	1852	45.08
12/16/16	43496	GIL10	GILLIG LLC	1854	437.27
12/16/16	43496	GIL10	GILLIG LLC	1857	900.78
12/16/16	43496	GIL10	GILLIG LLC	1862	32.11
12/16/16	43496	GIL10	GILLIG LLC	1863	248.49
12/16/16	43496	GIL10	GILLIG LLC	1864	652.50
12/16/16	43496	GIL10	GILLIG LLC	1866	469.69
12/16/16	43496	GIL10	GILLIG LLC	1868	127.60
12/16/16	43496	GIL10	GILLIG LLC	1871	275.17
12/16/16	43496	GIL10	GILLIG LLC	1873	97.76
12/16/16	43496	GIL10	GILLIG LLC	1876	386.49
12/16/16	43496	GIL10	GILLIG LLC	1878	199.94
12/16/16	43496	GIL10	GILLIG LLC	1880	46.14
12/16/16	43496	GIL10	GILLIG LLC	1126	13.10
12/16/16	43496	GIL10	GILLIG LLC	1224 (POR-12295)	6,743.99
12/16/16	43497	GIR2S	GIRO INC	SCHEDULING SOFTWARE UPGRADE	112,306.80

Board Report

MONTEREY - SALINAS TRANSIT

January 26, 2017 12:30 PM

Page 13

AWILLIAMS

Check Date	Check No.	No.	Name	Description	Amount (\$)
12/16/16	43499	GRA30	GRAINGER	SHOP/MAINT SUPPLIES FY17	16.55
12/16/16	43499	GRA30	GRAINGER	SHOP/MAINT SUPPLIES FY17	33.99
12/16/16	43499	GRA30	GRAINGER	SHOP/MAINT SUPPLIES FY17	330.52
12/16/16	43499	GRA30	GRAINGER	SHOP/MAINT SUPPLIES FY17	11.54
12/16/16	43499	GRA30	GRAINGER	SHOP/MAINT SUPPLIES FY17	11.67
12/16/16	43499	GRA30	GRAINGER	SHOP/MAINT SUPPLIES FY17	16.36
12/16/16	43499	GRA30	GRAINGER	SHOP/MAINT SUPPLIES FY17	16.51
12/16/16	43499	GRA30	GRAINGER	SHOP/MAINT SUPPLIES FY17	12.65
12/16/16	43499	GRA30	GRAINGER	SHOP/MAINT SUPPLIES FY17	120.74
12/16/16	43499	GRA30	GRAINGER	SHOP/MAINT SUPPLIES FY17	56.75
12/16/16	43499	GRA30	GRAINGER	SHOP/MAINT SUPPLIES FY17	13.87
12/16/16	43499	GRA30	GRAINGER	SHOP/MAINT SUPPLIES FY17	112.97
12/16/16	43500	GRE50	GREEN VALLEY INDUSTRIAL SUPPLY INC	FY17	78.77
12/16/16	43501	GRE60	GREENWASTE RECOVERY, INC.	MTX WASTE DISPOSAL	257.34
12/16/16	43502	HOL31	HOLT DIST. & CLEAN AIR FILTER CO.	1867	171.04
12/16/16	43503	HOU20	HOUSING - COMMUNITY DEV	POR-12322 renewal fees	55.00
12/16/16	43504	ICM10	ICMA RETIREMENT TRUST-457	EE CONTRIBUTIONS	2,061.53
12/16/16	43505	IMP10	IMPERIAL SUPPLIES LLC	SHOP SUPPLIES FY17	21.31
12/16/16	43505	IMP10	IMPERIAL SUPPLIES LLC	SHOP SUPPLIES FY17	91.78
12/16/16	43505	IMP10	IMPERIAL SUPPLIES LLC	SHOP SUPPLIES FY17	114.05
12/16/16	43505	IMP10	IMPERIAL SUPPLIES LLC	SHOP SUPPLIES FY17	288.63
12/16/16	43505	IMP10	IMPERIAL SUPPLIES LLC	SHOP SUPPLIES FY17	77.68
12/16/16	43505	IMP10	IMPERIAL SUPPLIES LLC	SHOP SUPPLIES FY17	159.62
12/16/16	43506	INT10	INTEGRITY PRINTING SERVICE	PRINTING FY17	1,433.85
12/16/16	43507	INT80	INTERSTATE BATTERY SYSTEM	wrong part	469.04
12/16/16	43507	INT80	INTERSTATE BATTERY SYSTEM	credit inv # 120076507	-469.04
12/16/16	43507	INT80	INTERSTATE BATTERY SYSTEM	Battery for Lift	994.79
12/16/16	43508	JOH20	JOHNSON ASSOCIATES	VEHICLE/TRAILER MAINT PARTS	428.32
12/16/16	43509	LCOM	L-COM, INC	POR-12291	334.25
12/16/16	43510	MAT60	MATTHEWS SWEEPING SERV	GROUPS MAINT - NOV 2016	170.00
12/16/16	43511	MON21	MBS BUSINESS SYSTEMS	COPIER MAINTENANCE	243.12
12/16/16	43512	MCI2S	MCI SERVICE PARTS INC	1887	187.68
12/16/16	43512	MCI2S	MCI SERVICE PARTS INC	1918	342.24
12/16/16	43512	MCI2S	MCI SERVICE PARTS INC	1884	233.25
12/16/16	43513	MES10	MEDICAL EYE SERVICES, INC.	VISION INSURANCE	2,749.13
12/16/16	43514	MIG10	MIGHTY TREE MOVERS, INC.	POR-12244	3,000.00
12/16/16	43515	MON11	MONTEREY CITY DISPOSAL	WASTE DISPOSAL SERVICES/TDA	772.63
12/16/16	43516	MON40	MONTEREY COUNTY INFORMATION	RADIO REPAIRS	1,778.60
12/16/16	43517	MON38	MONTEREY COUNTY SHERIFF	GARNISH/2091	132.00
12/16/16	43517	MON38	MONTEREY COUNTY SHERIFF	GARNISH/2096	329.40
12/16/16	43518	MON50	MONTEREY REGIONAL WASTE	WASTE DISPOSAL	103.00
12/16/16	43519	MON51	MONTEREY REGIONAL WATER	SEWER SERVICE	929.10
12/16/16	43519	MON51	MONTEREY REGIONAL WATER	SEWER SERVICE	21.50
12/16/16	43520	MON53	MONTEREY SIGNS INC.	Decal replacement	619.80
12/16/16	43521	NAP10	NAPA AUTO PARTS OF SALINAS	VEHICLE MAINT SUPPLIES	-10.00
12/16/16	43521	NAP10	NAPA AUTO PARTS OF SALINAS	VEHICLE MAINT SUPPLIES	9.71
12/16/16	43521	NAP10	NAPA AUTO PARTS OF SALINAS	VEHICLE MAINT SUPPLIES	4.86
12/16/16	43522	NIC20	NICHOLSON PETROLEUM	EQUIP MAINT - NOV 2016	80.00

Board Report

MONTEREY - SALINAS TRANSIT

January 26, 2017 12:30 PM

Page 14

AWILLIAMS

Check Date	Check No.	No.	Name	Description	Amount (\$)
12/16/16	43522	NIC20	NICHOLSON PETROLEUM	EQUIP MAINT - NOV 2016	80.00
12/16/16	43523	NORCAL	NORCAL KENWORTH SERVICE	1807	4,826.93
12/16/16	43523	NORCAL	NORCAL KENWORTH SERVICE	8	227.08
12/16/16	43523	NORCAL	NORCAL KENWORTH SERVICE	1941	3.92
12/16/16	43523	NORCAL	NORCAL KENWORTH SERVICE	1941	352.57
12/16/16	43523	NORCAL	NORCAL KENWORTH SERVICE	1807	6,519.46
12/16/16	43523	NORCAL	NORCAL KENWORTH SERVICE	1807	-6,519.46
12/16/16	43523	NORCAL	NORCAL KENWORTH SERVICE	1775	-548.10
12/16/16	43523	NORCAL	NORCAL KENWORTH SERVICE	1823	-54.81
12/16/16	43524	OKL10	OKLAHOMA DEPT OF HUMAN SVCS	GARNISH/2132	165.36
12/16/16	43525	OVER10	OVERHEAD DOOR CO. OF SALINAS	ROLL UP DOOR SERVICE & REPAIR	471.99
12/16/16	43525	OVER10	OVERHEAD DOOR CO. OF SALINAS	ROLL UP DOOR SERVICE & REPAIR	471.82
12/16/16	43526	PAC45	PACIFIC ENGINEERING GROUP INC	ENGINEERING SERVICES	1,157.50
12/16/16	43527	PAC20	PACIFIC GAS AND ELECTRIC CO	UTILITIES	247.03
12/16/16	43527	PAC20	PACIFIC GAS AND ELECTRIC CO	UTILITIES	13,437.29
12/16/16	43528	PAC25	PACIFIC GROVE CHAMBER OF	PACIFIC GROVE GOOD OLD DAYS BOOTH EN	275.00
12/16/16	43530	PAC60	PACIFIC TRUCK PARTS INC	1780	6.33
12/16/16	43530	PAC60	PACIFIC TRUCK PARTS INC	1178	465.31
12/16/16	43530	PAC60	PACIFIC TRUCK PARTS INC	1905	148.59
12/16/16	43530	PAC60	PACIFIC TRUCK PARTS INC	1929	94.34
12/16/16	43530	PAC60	PACIFIC TRUCK PARTS INC	1950	62.89
12/16/16	43530	PAC60	PACIFIC TRUCK PARTS INC	1881	165.59
12/16/16	43530	PAC60	PACIFIC TRUCK PARTS INC	1207	280.09
12/16/16	43530	PAC60	PACIFIC TRUCK PARTS INC	1905	445.76
12/16/16	43530	PAC60	PACIFIC TRUCK PARTS INC	1235	170.26
12/16/16	43530	PAC60	PACIFIC TRUCK PARTS INC	1229	612.36
12/16/16	43530	PAC60	PACIFIC TRUCK PARTS INC	1741	94.34
12/16/16	43530	PAC60	PACIFIC TRUCK PARTS INC	1896	128.60
12/16/16	43530	PAC60	PACIFIC TRUCK PARTS INC	1741	94.34
12/16/16	43531	PAC80	PACIFIC WEST WATER	WATER DISPENSER RENTAL	246.85
12/16/16	43532	PRE30	PREMIUM AUTO PARTS INC.	VEHICLE MAINT PARTS/SHOP SUPPLIES FY1	37.96
12/16/16	43532	PRE30	PREMIUM AUTO PARTS INC.	VEHICLE MAINT PARTS/SHOP SUPPLIES FY1	23.19
12/16/16	43532	PRE30	PREMIUM AUTO PARTS INC.	VEHICLE MAINT PARTS/SHOP SUPPLIES FY1	81.86
12/16/16	43532	PRE30	PREMIUM AUTO PARTS INC.	VEHICLE MAINT PARTS/SHOP SUPPLIES FY1	20.56
12/16/16	43532	PRE30	PREMIUM AUTO PARTS INC.	VEHICLE MAINT PARTS/SHOP SUPPLIES FY1	52.47
12/16/16	43533	PUB20	PUBLIC SECTOR PERSONNEL	Compensation Study	7,000.00
12/16/16	43534	RBC10	RB COMMUNICATIONS	POR-12301	260.00
12/16/16	43535	RED20	RED WING SHOE STORE	SAFETY BOOTS FY17 - DIAZ, JAIME	174.38
12/16/16	43536	BRO60	REPUBLIC SERVICES	WASTE DISPOSAL SERVICES	789.85
12/16/16	43536	BRO60	REPUBLIC SERVICES	WASTE DISPOSAL SERVICES	122.24
12/16/16	43536	BRO60	REPUBLIC SERVICES	WASTE DISPOSAL SERVICES	411.88
12/16/16	43537	SAF20	SAFETEQUIP	SAFETY & PROTECTIVE SUPPLIES	668.35
12/16/16	43538	SAL50	SALINAS VALLEY FORD SLS	SUPPORT VEHICLE PARTS/REPAIRS FY17	143.88
12/16/16	43539	COA50	SC FUELS	DIESEL	14,552.03
12/16/16	43539	COA50	SC FUELS	DIESEL	14,653.73
12/16/16	43539	COA50	SC FUELS	DIESEL	14,388.37
12/16/16	43539	COA50	SC FUELS	DIESEL	14,832.92
12/16/16	43540	COA51	SC FUELS	FUEL-SHIP TO MV	4,389.32

Board Report

MONTEREY - SALINAS TRANSIT

January 26, 2017 12:30 PM

Page 15

AWILLIAMS

Check Date	Check No.	No.	Name	Description	Amount (\$)
12/16/16	43540	COA51	SC FUELS	FUEL-SHIP TO MV	6,059.43
12/16/16	43540	COA51	SC FUELS	FUEL-SHIP TO MV	6,377.25
12/16/16	43540	COA51	SC FUELS	FUEL-SHIP TO MV	7,007.82
12/16/16	43540	COA51	SC FUELS	FUEL-SHIP TO MV	7,859.10
12/16/16	43540	COA51	SC FUELS	FUEL-SHIP TO MV	6,831.94
12/16/16	43541	SCF10	SC FUELS	FUEL	1,067.38
12/16/16	43541	SCF10	SC FUELS	FUEL	474.97
12/16/16	43541	SCF10	SC FUELS	FUEL	1,279.42
12/16/16	43542	SIG10	SIGN WORKS	MST-BRANDED SIGNAGE FOR LAB LOBBIES	7,868.21
12/16/16	43542	SIG10	SIGN WORKS	SIGNAGE decals	254.68
12/16/16	43543	SIL15	Silicon Valley Shelving & Equip Co, Inc.	POR-12238	2,616.63
12/16/16	43544	SNO80	SNOW WHITE CUSTODIAL SRV	JANITORIAL SERVICES NOVEMBER 2016	19,890.00
12/16/16	43545	SPO1S	SPORTWORKS NORTHWEST INC	1118	73.85
12/16/16	43546	SPR20	SPRINGBOARD	SIGNAGE DESIGN FOR ADMIN BUILDING	3,000.00
12/16/16	43546	SPR20	SPRINGBOARD	REDESIGN OF LAB LOBBY SIGN DIRECTING	3,000.00
12/16/16	43546	SPR20	SPRINGBOARD	DESIGN OF REQUIRED ADA SIGNAGE FOR A	750.00
12/16/16	43547	SPR10	SPRINT	CELL PHONE SERVICE	456.30
12/16/16	43548	STA90	STATE WATER RESOURCES	JLW 4512 STORM WATER FEES	1,676.00
12/16/16	43549	SUN10	SUNSTAR MEDIA	Monthly Services FY17	425.00
12/16/16	43550	SUP20	SUPPORT PAYMENT CLEARINGHOUSE	GARNISH/2324	260.01
12/16/16	43551	TAM10	TAM COMMUNICATIONS, INC	FILMING & POST-PRODUCTION OF REAL TIM	10,668.75
12/16/16	43552	TEC20	TEC EQUIPMENT, INC.	1898	27.70
12/16/16	43552	TEC20	TEC EQUIPMENT, INC.	1886	389.78
12/16/16	43552	TEC20	TEC EQUIPMENT, INC.	1942	74.11
12/16/16	43553	TES10	TESSCO, INC.	POR-12292	466.38
12/16/16	43554	THE70	THERMO KING OF SALINAS IN	A/C Maintenance & Repair	168.82
12/16/16	43554	THE70	THERMO KING OF SALINAS IN	A/C Maintenance & Repair	1,152.60
12/16/16	43554	THE70	THERMO KING OF SALINAS IN	A/C Maintenance & Repair	62.79
12/16/16	43555	WAL2S	THOMAS WALTERS AND ASSOC INC	WASH DC CONSULTANT	5,050.00
12/16/16	43556	TIF3S	TIFCO INDUSTRIES	1089	180.80
12/16/16	43557	TIM20	TIMS GARDENING SERVICE	LANDSCAPING SERVICES FY17	425.00
12/16/16	43558	TRA10	TRANSIT PRO	Recruiting Services	1,248.36
12/16/16	43559	TRA5S	TRAPEZE SOFTWARE GROUP	TRACKING UNIT AIRTIME	285.95
12/16/16	43560	TRA80	Trapeze Software Group	S. County Radio Expansion	59,666.67
12/16/16	43560	TRA80	Trapeze Software Group	Real-Time signs	108,656.72
12/16/16	43561	UNI20	UNITED PARCEL SERVICE	FREIGHT	476.34
12/16/16	43562	VAL25	VALLEY FABRICATION, INC	FABRICATION/REPAIRS	96.09
12/16/16	43563	VAL20	VALLEY PACIFIC PETROLEUM	LUBRICANTS FY17	8,646.65
12/16/16	43563	VAL20	VALLEY PACIFIC PETROLEUM	LUBRICANTS FY17	2,471.02
12/16/16	43563	VAL20	VALLEY PACIFIC PETROLEUM	LUBRICANTS FY17	1,425.50
12/16/16	43564	VAL60	VALLEY POWER SYSTEMS INC	1208 (POR-12287)	2,440.50
12/16/16	43565	VAV50	VAVRINEK, TRINE, DAY AND CO	AUDITING SERVICES through July 2016	5,000.00
12/16/16	43566	VIC10	VICTORY TOYOTA/ LEXUS MONTEREY P	1913	101.44
12/16/16	43566	VIC10	VICTORY TOYOTA/ LEXUS MONTEREY P	SUPPORT VEHICLE MAINTENANCE/repairs	530.64
12/16/16	43566	VIC10	VICTORY TOYOTA/ LEXUS MONTEREY P	SUPPORT VEHICLE MAINTENANCE/repairs	662.27
12/16/16	43567	WAS20	WASHINGTON STATE SUPPORT	GARNISH/2070	113.07
12/16/16	43568	WHI10	WHITSON ENGINEERS	CIVIL ENGINEERING FY17	304.50
12/16/16	43569	SAL90	WINSUPPLY	SHOP SUPPLIES	1.98

Board Report

MONTEREY - SALINAS TRANSIT

January 26, 2017 12:30 PM

Page 16

AWILLIAMS

Check Date	Check No.	No.	Name	Description	Amount (\$)
12/16/16	43570	WOR55	WORK WORLD AMERICA INC	SAFETY BOOTS FY17- COSTALES, HONESTO	174.58
					641,832.60
12/19/16	43571	ALL01	ALLIANCE ON AGING, INC.	247 MAIN ST, ROOM 106	565.00
12/19/16	43572	CHA10	CHAN ASSOCIATES LLC	3MC RENT	4,000.00
12/19/16	43573	LEH10	Lehman James Pinckney, Jr., Trustee	19 UPPER RAGS#100-LT NOTE	6,640.82
12/19/16	43574	MAR45	MARY H. NINO REVOCABLE TRUST	RENT- 201 PEARL ST, MONTEREY	3,300.00
12/19/16	43575	PIT30	PITNEY BOWES	POSTAGE ACCT 11226164	500.00
12/19/16	43576	MPPM1	PROFESSIONAL OFFICE CONDO	ASSOC DUES-19 UPPER RAGSDALE	6,724.00
12/19/16	43577	SAF10	SAF KEEP STORAGE-DEL REY OAKS	STORAGE RENT-#267053 UNIT 1003	448.00
					22,177.82
12/21/16	43581	DIS20	DISCOVERY	PRESIDIO OF MONTEREY CHARTER	400.00
12/21/16	43581	DIS20	DISCOVERY	PRESIDIO OF MONTEREY CHARTER	400.00
12/21/16	43581	DIS20	DISCOVERY	PRESIDIO OF MONTEREY CHARTER	400.00
12/21/16	43581	DIS20	DISCOVERY	PRESIDIO OF MONTEREY CHARTER	400.00
12/21/16	43581	DIS20	DISCOVERY	PRESIDIO OF MONTEREY CHARTER	2,700.00
12/21/16	43581	DIS20	DISCOVERY	PRESIDIO OF MONTEREY CHARTER	900.00
12/21/16	43581	DIS20	DISCOVERY	PRESIDIO OF MONTEREY CHARTER	780.00
12/21/16	43581	DIS20	DISCOVERY	PRESIDIO OF MONTEREY CHARTER	900.00
12/21/16	43581	DIS20	DISCOVERY	PRESIDIO OF MONTEREY CHARTER	2,150.00
12/21/16	43581	DIS20	DISCOVERY	PRESIDIO OF MONTEREY CHARTER	1,250.00
12/21/16	43581	DIS20	DISCOVERY	PRESIDIO OF MONTEREY CHARTER	1,075.00
12/21/16	43581	DIS20	DISCOVERY	PRESIDIO OF MONTEREY CHARTER	1,250.00
12/21/16	43581	DIS20	DISCOVERY	PRESIDIO OF MONTEREY CHARTER	1,250.00
12/21/16	43581	DIS20	DISCOVERY	PRESIDIO OF MONTEREY CHARTER	500.00
12/21/16	43581	DIS20	DISCOVERY	PRESIDIO OF MONTEREY CHARTER	500.00
12/21/16	43581	DIS20	DISCOVERY	PRESIDIO OF MONTEREY CHARTER	500.00
12/21/16	43581	DIS20	DISCOVERY	PRESIDIO OF MONTEREY CHARTER	500.00
12/21/16	43581	DIS20	DISCOVERY	PRESIDIO OF MONTEREY CHARTER	500.00
12/21/16	43581	DIS20	DISCOVERY	PRESIDIO OF MONTEREY CHARTER	500.00
12/21/16	43581	DIS20	DISCOVERY	PRESIDIO OF MONTEREY CHARTER	780.00
12/21/16	43581	DIS20	DISCOVERY	PRESIDIO OF MONTEREY CHARTER	780.00
12/21/16	43581	DIS20	DISCOVERY	PRESIDIO OF MONTEREY CHARTER	780.00
12/21/16	43581	DIS20	DISCOVERY	PRESIDIO OF MONTEREY CHARTER	900.00
12/21/16	43581	DIS20	DISCOVERY	PRESIDIO OF MONTEREY CHARTER	780.00
12/21/16	43581	DIS20	DISCOVERY	PRESIDIO OF MONTEREY CHARTER	2,500.00
12/21/16	43581	DIS20	DISCOVERY	PRESIDIO OF MONTEREY CHARTER	2,500.00
12/21/16	43581	DIS20	DISCOVERY	PRESIDIO OF MONTEREY CHARTER	1,075.00
12/21/16	43581	DIS20	DISCOVERY	PRESIDIO OF MONTEREY CHARTER	1,075.00
12/21/16	43581	DIS20	DISCOVERY	PRESIDIO OF MONTEREY CHARTER	1,250.00
12/21/16	43581	DIS20	DISCOVERY	PRESIDIO OF MONTEREY CHARTER	780.00
12/21/16	43581	DIS20	DISCOVERY	PRESIDIO OF MONTEREY CHARTER	400.00
12/21/16	43581	DIS20	DISCOVERY	PRESIDIO OF MONTEREY CHARTER	400.00
12/21/16	43581	DIS20	DISCOVERY	PRESIDIO OF MONTEREY CHARTER	400.00
12/21/16	43581	DIS20	DISCOVERY	PRESIDIO OF MONTEREY CHARTER	400.00
12/21/16	43581	DIS20	DISCOVERY	PRESIDIO OF MONTEREY CHARTER	500.00

Board Report

MONTEREY - SALINAS TRANSIT

January 26, 2017 12:30 PM

Page 17

AWILLIAMS

Check Date	Check No.	No.	Name	Description	Amount (\$)
12/21/16	43581	DIS20	DISCOVERY	PRESIDIO OF MONTEREY CHARTER	1,075.00
12/21/16	43581	DIS20	DISCOVERY	PRESIDIO OF MONTEREY CHARTER	2,150.00
12/21/16	43581	DIS20	DISCOVERY	PRESIDIO OF MONTEREY CHARTER	2,150.00
12/21/16	43581	DIS20	DISCOVERY	PRESIDIO OF MONTEREY CHARTER	2,150.00
12/21/16	43582	FAO10	FAO-USAED, SACRAMENTO	Rent 4499,4512 Joe Lloyd Wy, Fort Ord	8,305.00
					<hr/>
					47,485.00
12/27/16	43583	FAM10	FAMILY AND MORALE	BLDG #4512 SITE PREP	11,119.66
					<hr/>
					11,119.66
12/27/16	43584	THO20	ANTOINETTE THOMPSON	GARNISH/1729	386.77
12/27/16	43585	DEV10	DEVIN-DURHAM-BURK	GARNISH/1925	92.31
12/27/16	43585	DEV10	DEVIN-DURHAM-BURK	GARNISH/2176	69.23
12/27/16	43586	FRA70	FRANCHISE TAX BOARD	GARNISH/2371	69.23
12/27/16	43587	MON38	MONTEREY COUNTY SHERIFF	GARNISH/2091	132.00
12/27/16	43587	MON38	MONTEREY COUNTY SHERIFF	GARNISH/2096	75.00
12/27/16	43588	OKL10	OKLAHOMA DEPT OF HUMAN SVCS	GARNISH/2132	165.36
12/27/16	43589	SUP20	SUPPORT PAYMENT CLEARINGHOUSE	GARNISH/2324	260.01
12/27/16	43590	WAS20	WASHINGTON STATE SUPPORT	GARNISH/2070	113.07
12/27/16	43591	BRI15	BRINK'S, INC.	ARMORED CAR SERVICE	3,673.88
12/27/16	43591	BRI15	BRINK'S, INC.	ARMORED CAR SERVICE	613.92
12/27/16	43591	BRI15	BRINK'S, INC.	ARMORED CAR SERVICE	247.42
12/27/16	43592	CAL92	CALIFORNIA WATER SERV CO	WATER SERVICE	270.19
12/27/16	43592	CAL92	CALIFORNIA WATER SERV CO	WATER SERVICE	104.90
12/27/16	43593	FED1S	FEDERAL EXPRESS CORP	EXPRESS MAIL	37.18
12/27/16	43594	GOO1S	GOODYEAR TIRE - RUBBER CO	TIRE LEASE & SERVICE CONTRACT	503.53
12/27/16	43594	GOO1S	GOODYEAR TIRE - RUBBER CO	TIRE LEASE & SERVICE CONTRACT	80.50
12/27/16	43595	ICM10	ICMA RETIREMENT TRUST-457	EE CONTRIBUTIONS	1,911.53
12/27/16	43596	KON10	KONICA MINOLTA PREMIER FINANCE	COPIER LEASE FY17	80.06
12/27/16	43597	MAR27	MARINA COAST WATER DIST	WATER SERVICE/MTX	400.49
12/27/16	43598	PAC20	PACIFIC GAS AND ELECTRIC CO	UTILITIES	22.69
12/27/16	43599	VER40	VERIZON WIRELESS	WIRELESS SERVICE	230.38
					<hr/>
					9,539.65
12/27/16	43600	VEH20	VEHICLE REGISTRATION COLLECT	GARNISH/1934	365.00
12/27/16	43601	ACSSUP	ACS SUPPORT	GARNISH/1897	398.08
					<hr/>
					763.08
12/28/16	43602	DEP10	DEPARTMENT OF INDUSTRIAL RELATION	OSIP Fee 2016/2017	22,626.56
					<hr/>
					22,626.56
12/30/16	43603	USB1S	U.S. BANK CORP PAYMENT SYSTEM	CAL-CARD/MISC PURCHASES	20,486.79

Board Report

MONTEREY - SALINAS TRANSIT

January 26, 2017 12:30 PM

Page 18

AWILLIAMS

Check Date	Check No.	No.	Name	Description	Amount (\$)
					20,486.79
12/30/16	43604	MVT11	MV TRANSPORTATION INC.	CONTRACT TRANSPORTATION-NOV	613,621.29
12/30/16	43604	MVT11	MV TRANSPORTATION INC.	FAREBOX COLLECTION-NOV	-20,682.54
12/30/16	43604	MVT11	MV TRANSPORTATION INC.	LIQUIDATED DAMAGES-NOV 2016	-517.84
12/30/16	43604	MVT11	MV TRANSPORTATION INC.	CREDIT-SOUTH COUNTY WIRELESS	-136.39
12/30/16	43604	MVT11	MV TRANSPORTATION INC.	CREDIT-SOUTH COUNTY WIRELESS	-136.07
					592,148.45
Grand Total					2,605,271.46

FY 2017 Project Action Plan

1. Complete move-in and dedication of 19 Upper Ragsdale Administration facility. Jul 2016
Status: Completed on July 9th 2016
2. Complete negotiations of ATU and MSTEAs labor agreements. Jun 2017
Status: Ongoing. ATU negotiations have been ongoing with completion anticipated by Spring 2017 to be followed directly by negotiations with MSTEAs.
3. Begin construction of Monterey Bay Operations and Maintenance Facility. Jan 2017
Status: Pre construction activities began December 2016 with full Notice To Proceed issued to contractor January 2017.
4. Develop strategy for replacement/expansion of Salinas maintenance facility Jun 2017
Status: Ongoing with staff working realtor to identify suitable alternatives .
5. Conduct Board Strategic Planning Workshop. Jan 2017
Status: Board Workshop conducted on January 9, 2017 with final strategic plan scheduled for adoption at meeting March 6, 2017
6. Secure grants to fund south county maintenance facility project including environmental documentation, design, permitting, property acquisition, and construction. Jun 2017
Status: MST received a federal grant to fund \$4.3M related to a south county maintenance facility and is actively working with US Department of Agriculture on an low interest financing package through rural community facilities program to complete the project.
7. Implement staff structure reorganization to support long term strategy. Feb 2017
Status: Staff continues to recruit for key operations and fleet maintenance management positions to be in place before April 2017.
8. Implement new projects from Measure Q transportation improvement plan as funding allows. Jun 2017
Status: Per the board adopted Measure Q implementation plan key staff have been hired, intelligent voice recording system is being tested, free veterans pass programs and a paratransit emergency system has been ordered.
9. Implement upgrade of Hastus software, and implement intelligent voice recording system. Mar 2017
Status: MST Fixed route intelligent voice recording system scheduled to be deployed Spring 2017. Upgrade of Hastus scheduling/dispatch software is ongoing.
10. Commence Feasibility Study of Bus Operations on State Route 1 Shoulders and Monterey Branch Line in coordination with Santa Cruz Metro. Mar 2017
Status: Bus on Shoulder feasibility study is under way.

FY 2017 Ongoing and Recurring Action Items

1. Conduct transit activities within board adopted operational and financial performance standards. **Status: Operational activities remain at or above standard in virtually all areas. Staff is developing plans to address recent increase in the frequency of preventable accidents.**
2. Develop and implement service levels, facilities, policies, and procedures appropriate to funding availability and community requirements. **Status: Due to inability to attract sufficient numbers of applicants some planned service expansion has been delayed.**
3. Actively participate in state and national trade association to support issues of local concern. **Status: MST staff continues to actively participate in all state and national trade associations.**
4. Continue employee training and development opportunities through partnerships with local colleges, universities, and vendors. **Status: MST recently received a federal grant that supports training activities in local colleges and was successful in engaging Hartnell College to continue its participation in a regional transit training consortium.**
5. Provide administrative support in service to Monterey County RTA. **Status: Ongoing. Staff continues to support the RTA and has held board meetings and a strategic planning session during the year to date.**
6. Ensure compliance with federal, state and local regulations and conduct regular review of policies and practices. **Status: Ongoing. This past month staff received the close-out of its federal triennial review.**
7. Maintain adequate staffing and organizational structure for MST and RTA. **Status: Staff is attempting to fill coach operator positions and Operations and Maintenance manager positions.**
8. Adopt and execute federal and state legislative programs. **Status: Ongoing. Both state and federal legislative programs have been adopted and staff is working with our state and national trade associations to implement and lobbyists to implement.**
9. Procure replacement buses and shelters as funding allows. **Status: Ongoing. Year to date staff has received 9 mini buses and has another on order to support services for veterans, seniors and disabled customers. Twenty-five heavy duty diesel and two zero emission electric buses have been placed on order.**
10. Implement marketing and community outreach programs to promote MST services and educate the communities we serve regarding the benefits of public transportation. **Status: Ongoing . A south county outreach and promotion campaign is currently underway. Staff is planning separate ad campaigns to**

launch the new MST RealTime system and an update of the MST JAZZ Bus Rapid Transit Service in Spring 2017.

Blank Page

Thomas Walters & Associates, Inc.
25 Massachusetts Avenue, N.W., Suite 570
Washington, D.C. 20001
(202) 737-7523

**MONTEREY-SALINAS TRANSIT
Washington, D.C. Itinerary**

Carl Sedoryk, General Manager/CEO
Hunter Harvath, Deputy CEO

November 30 –December 2, 2016

WEDNESDAY, NOVEMBER 30, 2016

- 9:30 a.m.** **Organizational Meeting -Thomas Walters & Associates**
25 Massachusetts Avenue, N.W., Suite 570
(202) 737-7523
- 10:30 a.m.** **Jamie Matese, Legislative Director to Rep. Peter King (R-NY)**
339 Cannon House Office Building
Contact: 202-225-7896
Subject: transit commuter fringe benefit
- 11:00 a.m.** **Andrew Banducci, Workforce Policy Counsel to Chairman John Kline (R-MN)**
John Martin, Majority Staff; Geoffrey MacLeay, Professional Staff Member
House Committee on Education and the Workforce
200 C St SW, Washington, DC 20024 (call when you get there)
Contact: John Martin – 202-226-9412
Subject: 13c Transportation Labor Issue
- 1:30 p.m.** **Congressman Sam Farr and Debbie Merrill, Legislative Director**
1126 Longworth House Office Building
Subject: Fort Ord Army Lease
- 2:30 p.m.** **Molly Lowe, Professional Staff to Congressman Calvert (R-CA)**
2205 Rayburn House Office Building
Contact: Molly Lowe – 225-1986
Subject: 13c Transportation Labor Issue
- 3:30 p.m.** **John Sandell, Associate Tax Counsel to Chairman Brady (R-TX)**
House Ways and Means Committee
1136 Longworth House Office Building
Contact: 202-225-5522
Subject: Wireless Power Transfer project/electric vehicle tax credit

THURSDAY, DECEMBER 1, 2016

9:00am - noon **National Center For Mobility Management Peer Exchange**
1300 I (Eye) Street NW, 11th Floor

2:00 p.m. **Jack Overstreet, Legislative Correspondent to Sen. Isakson (R-GA)**
131 Russell Senate Office Building,
Contact: 202-224-3643
Subject: Wireless Power Transfer project/electric vehicle tax credit

FRIDAY, DECEMBER 2, 2016

10:00am - 3:00pm **APTA Board of Directors Meeting**
1300 I (Eye) Street NW, 11th Floor

12:45 p.m. **Lunch meeting with Debbie Merrill, Legislative Director to Congressman**
Acqua Al 2
7th Street Southeast, Washington DC, 20003
Contact: (202) 525-4375212