

To: Board of Directors
From: C. Sedoryk, General Manager/CEO
Subject: Monthly Report – December, 2013

Attached are a summary of monthly performance statistics for the Transportation, Maintenance, and Administration departments for December 2014 (Attachments 1 – 4).

On December 5–6, I travelled to Washington, DC to attend a meeting of the American Public Transit Association (APTA) Legislative committee to finalize the adoption of the APTA Authorization Committee recommendations. While in Washington staff took the opportunity to conduct visits to congressional and administration staff regarding military transit benefits, federal regulations, and new capital projects. A meeting itinerary is attached.

Attachment #1 – Dashboard Performance Statistics

Attachment #2 – Operations Department Report - December 2013

Attachment #3 – Facilities & Maintenance Department Report - December 2013

Attachment #4 – Administration Department Report - December 2013

Attachment #5 – FY 2014 Quarterly Action Plan Update

Attachment #6 – Itinerary of meeting December 5-6, 2013, Washington, DC.

Attachment#7 – Disbursement Journal December 2013

A complete detail of Monthly Performance Statistics can be viewed within the GM Report at <http://www.mst.org/about-mst/board-of-directors/board-meetings/>

PREPARED BY: 

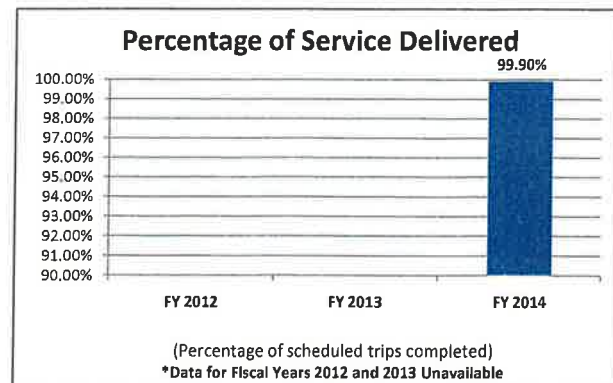
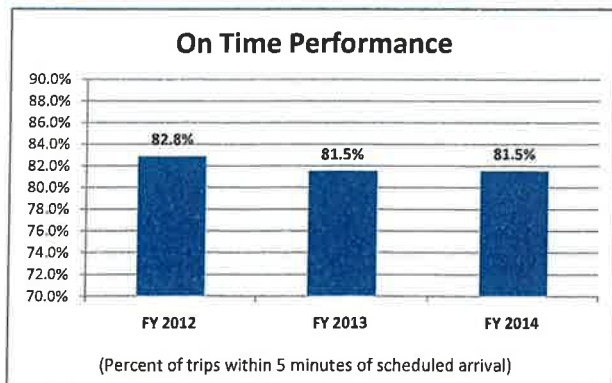
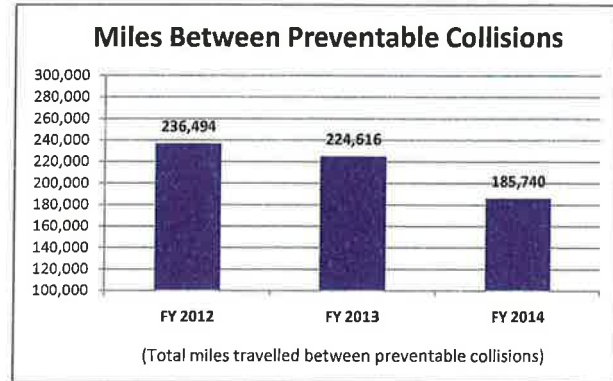
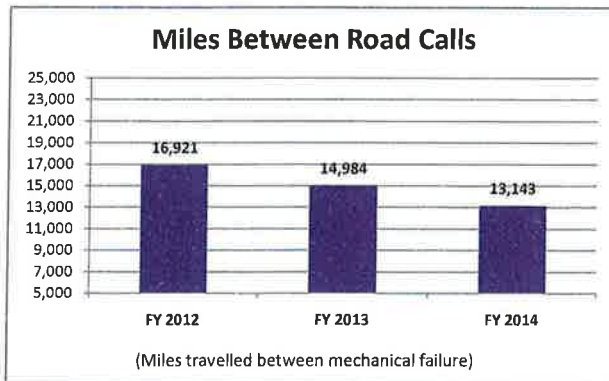
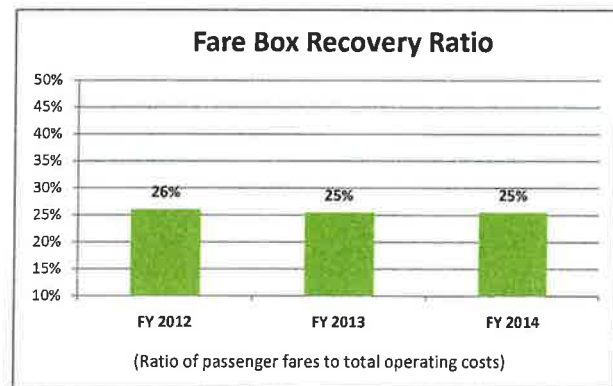
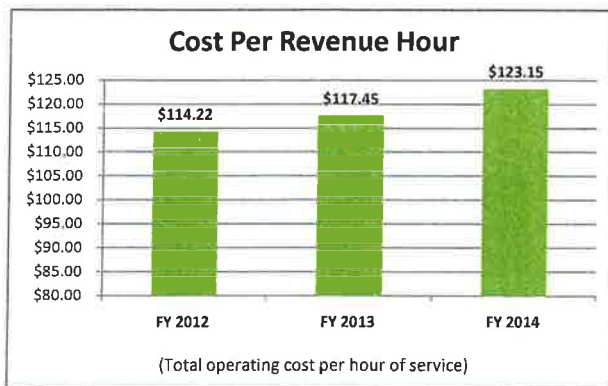
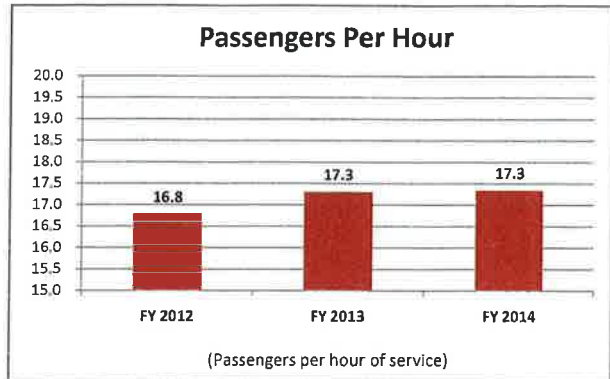
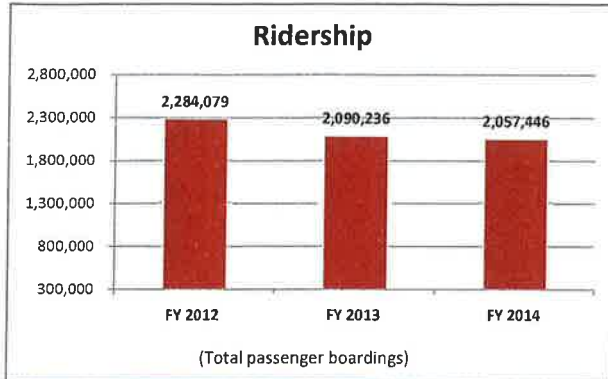
Blank Page

MST Fixed Route

YTD Dashboard Performance Comparative Statistics

July through December

Fiscal Years 2012-2014

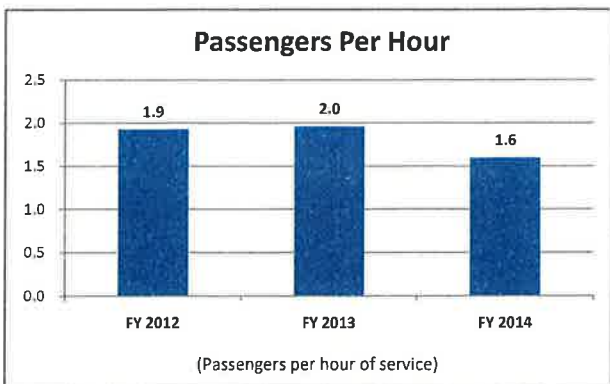
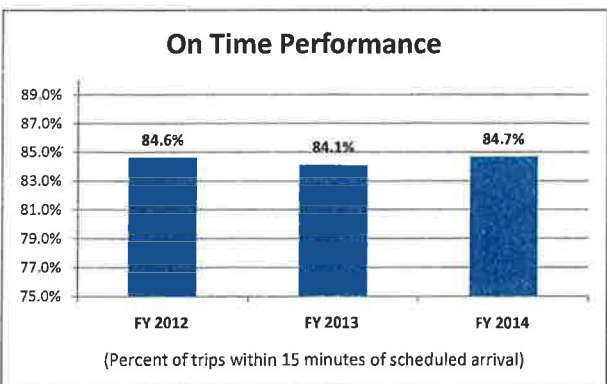
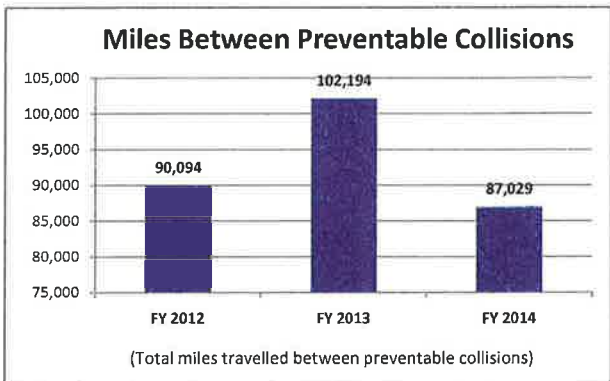
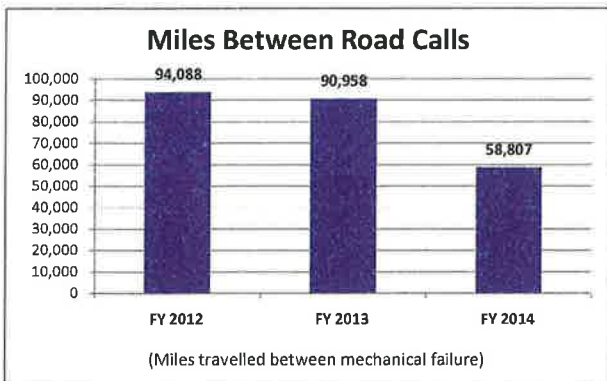
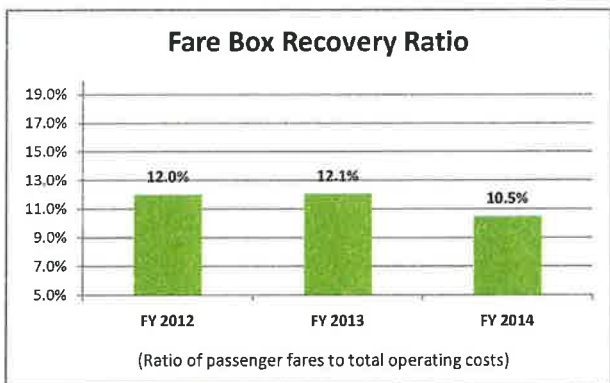
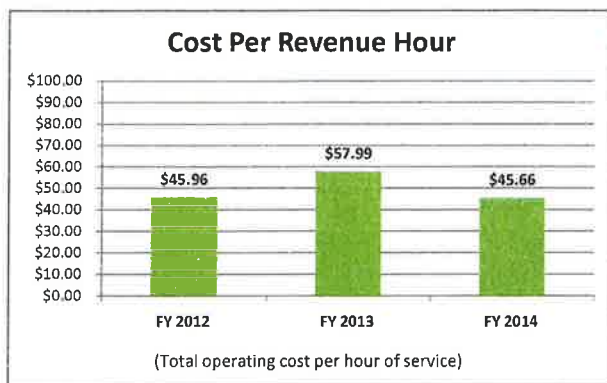
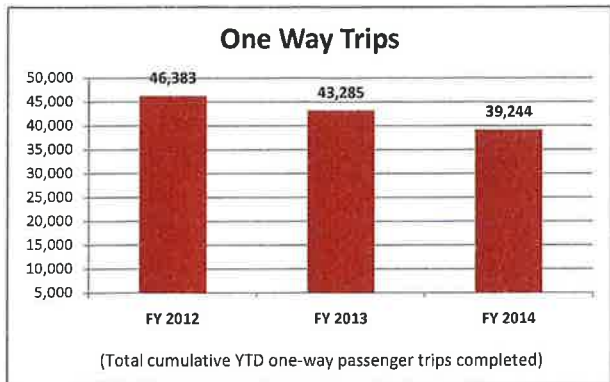
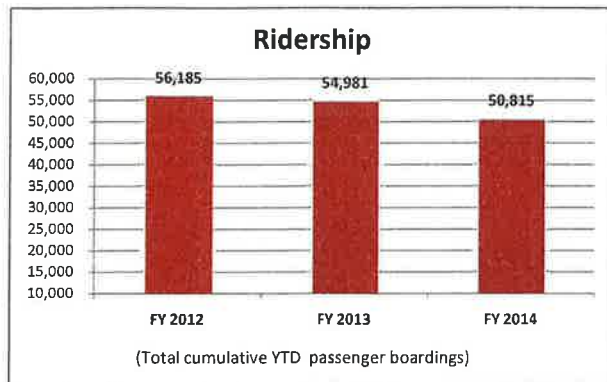


MST RIDES

YTD Dashboard Performance Comparative Statistics

July through December

Fiscal Years 2012-2014



ATTACHMENT 2

February 19, 2014

To: Mike Hernandez, Assistant General Manager / C.O.O.
From: Robert Weber, Director of Transportation Services
Cc: MST Board of Directors
Subject: **Transportation Department Monthly Report – December 2013**

FIXED ROUTE BUS OPERATIONS:

System Wide Service: (Fixed Route & On Call Services):

Preliminary boarding statistics indicate that ridership increased by 0.53% in December 2013, (267,239), as compared to December 2012, (265,824). Fiscal year-to date, this represents a 1.60% decrease in passenger boardings from last fiscal year.

Productivity increased slightly from 14.1 passengers per hour (December 2012), to 14.2 PPH in December of this year.

Supplemental / Special Services:

Dec 1: MST provided supplemental service on the Line 43 for the annual Holiday Parade of Lights. The service transported 127 passengers, decreasing from 181 during last year's event.

Dec 7: MST provided special service transporting 47 passengers from Soledad & Salinas to the Monterey Bay Aquarium for its "Free to Learn" project.

Dec 31: MST provided supplemental services transporting 676 passengers for the annual First Night Monterey event, increasing from 510 during last year's event.

System Wide Statistics:

- Ridership: 267,239
- Vehicle Revenue Hours: 18, 842
- Vehicle Revenue Miles: 307,536
- System Productivity: 14.2 Passengers Per Vehicle Revenue Hour
- One-Way Trips Deployed: 26,435

Time Point Adherence: Of 103,105 total time-point crossings sampled for the month of December, the TransitMaster™ system recorded 22,909 delayed arrivals to MST's published time-points system-wide. This denotes that **83.86%** of all scheduled arrivals at published time-points were on time. (See *MST Fixed-Route Bus ~ On Time Compliance Chart FY 2014.*)

Service arriving later than **5** minutes beyond the published time point is considered late. The on-time compliance chart, (attached), reflects system wide "on-time performance" as a percentage to the total number of reported time-point crossings.

Trips With 10 or More Standees: There were twenty three (23) reported trips with 10 or more standees for the month of December. (See *Operations Summary report for further information*)

Cancelled Trips: As listed below, there were a total of ten (10) cancelled trips for the month of December for both directly operated and contracted services.

Total One - Way Trips Deployed December: 26,435			
Reason	MST	MV Transportation	% Of All Missed
Accident	1	0	10%
Mechanical	1	0	10%
Traffic	3	0	30%
Staffing Shortage	5	0	50%
Totals	14	0	100.00%

Documented Occurrences: MST Coach Operators are required to complete an occurrence report for any unusual incident that occurs during their work day. The information provided within these reports is used to identify trends, which often drive changes in policy or standard operating procedures. The following is a comparative summary of reported incidents for the month(s) of December 2012 and 2013:

Occurrence Type	December-12	December-13
Collision: MST Involved	6	9
Medical Emergency	1	0
Object Hits Coach	3	1
Passenger Conflict	8	3
Passenger Fall	2	2
Passenger Injury	3	2
Employee Injury	0	0
Other	7	3
Near Miss	0	0
Unreported Damage	1	1
Fuel / fluid Spill	0	0
Total Occurrences	31	21

CONTRACTED SERVICES:

MST RIDES ADA / ST Paratransit Program:

Preliminary boarding statistics for the MST RIDES program reflect that for the month of December there were 8,232 passenger boardings. This denotes a 5.82% increase in passenger boardings from December of 2012, (7,819). For Fiscal year 2014, this represents a 7.59% decrease in passenger boardings from the previous fiscal year.

- For the month of December, 82.80 % of all scheduled trips for the MST RIDES Program arrived on time, decreasing from 83.82 % in December of 2012. (See *MST RIDES ~~ On Time Compliance Chart FY 2014.*)

- Productivity for December of this year was at 1.87 passengers per hour, increasing slightly from 1.80 in December of 2012.

COMMUNICATIONS CENTER:

In December, the Communications Center summoned public safety agencies on *nine* (9) separate occasions to MST's transit vehicles and facilities:

Agency Type	Incident Type	Number Of Responses
Police	Passenger Incident / Other	7
Emergency Medical Services	Medical Emergency	2

Robert Weber

ATTACHMENTS:

MST Fixed-Route Bus ~~ On Time Compliance FY 2014

MST Fixed-Route Bus ~~ Boarding Statistics FY 2014

MST RIDES ~~ On Time Compliance FY 2014

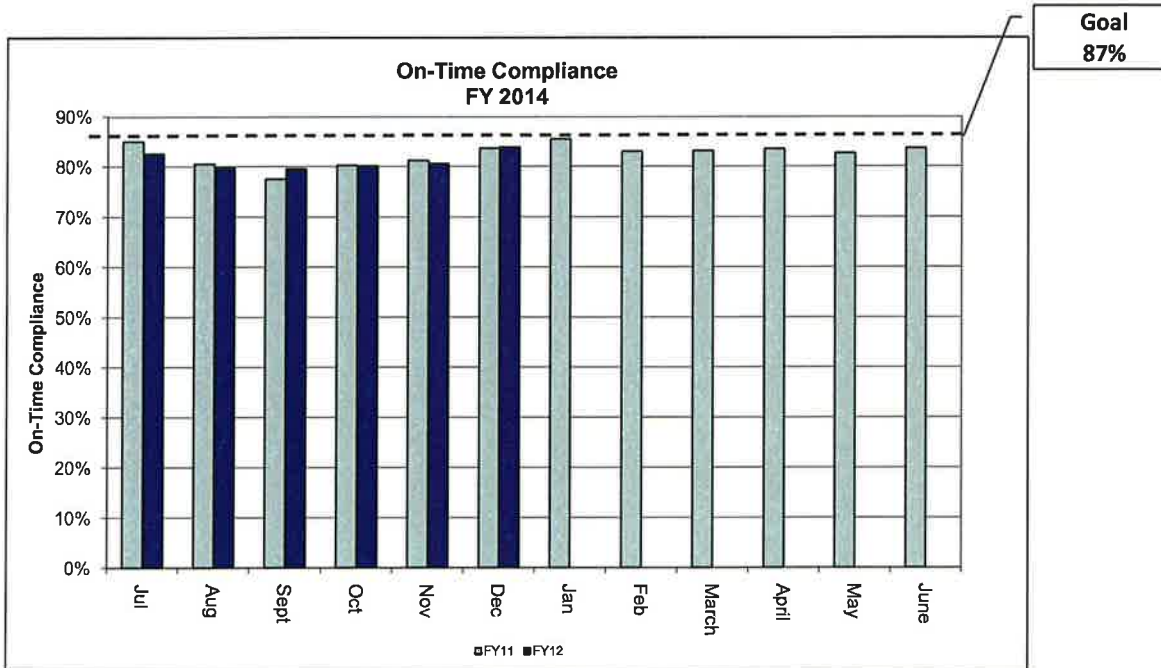
MST RIDES ~~ Boarding Statistics FY 2014

Operations Summary ~~ December 2014

Mobility Programs Update ~~ December 2014

**MST FIXED ROUTE
ON-TIME COMPLIANCE FY 2014**

MONTH	FY 13 ON-TIME PERFORMANCE	FY14 TIME POINT COUNT	FY14 DELAYED ARRIVALS 5 + MINUTES	FY14 ON-TIME PERFORMANCE
Jul	85.01%	99,613	17,330	82.60%
Aug	80.57%	98,945	20,008	79.78%
Sept	77.57%	105,768	21,567	79.61%
Oct	80.34%	115,406	22,909	80.15%
Nov	81.28%	101,117	19,571	80.65%
Dec	83.67%	103,005	16,624	83.86%
Jan	85.55%			
Feb	83.05%			
March	83.14%			
April	83.55%			
May	82.71%			
June	83.66%			
Total	N/A	623,854	118,009	N/A
YTD Average	81.41%	103,976	19,668	81.11%



MST FIXED ROUTE BOARDINGS

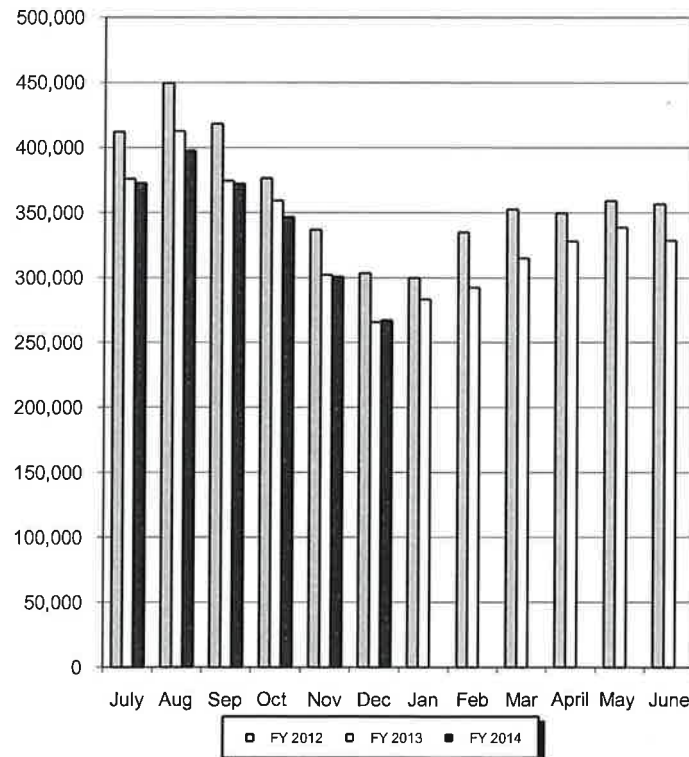
FY 2014 Monthly Boardings

MONTH	FY 2012	FY 2013	FY 2014	% CHANGE
July	412,265	376,143	372,745	-0.90%
Aug	449,737	412,721	397,530	-3.68%
Sep	418,519	374,624	372,354	-0.61%
Oct	376,475	359,319	346,704	-3.51%
Nov	336,982	302,289	300,874	-0.47%
Dec	303,533	265,824	267,239	0.53%
Jan	300,008	283,229		
Feb	335,131	292,479		
Mar	352,760	314,887		
April	349,659	328,094		
May	359,081	338,675		
June	356,688	328,629		
TOTAL	4,350,838	3,976,913	2,057,446	
YTD Avg.	382,919	348,487	342,908	-1.60%
YTD Comparison	2,297,511	2,090,920	2,057,446	-1.60%

*** Preliminary**

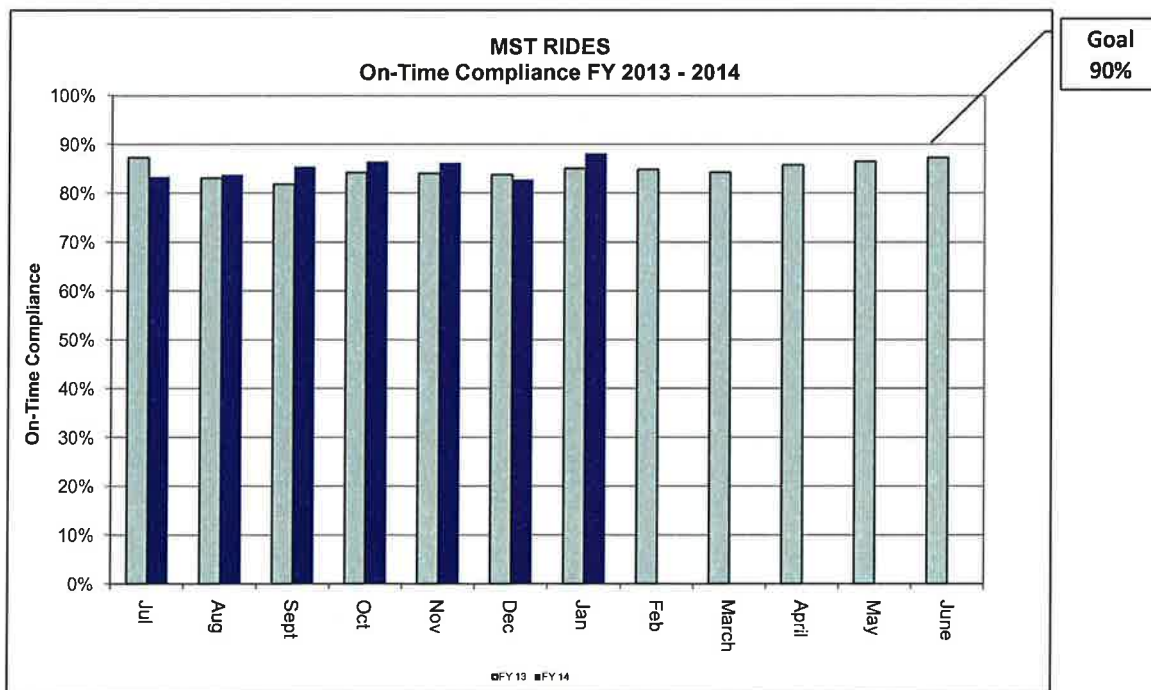
Boardings are inclusive of all On Call, Trolley, & Fixed Route Services

MONTHLY RIDERSHIP



MST RIDES
ON TIME COMPLIANCE FY 2013 - 2014

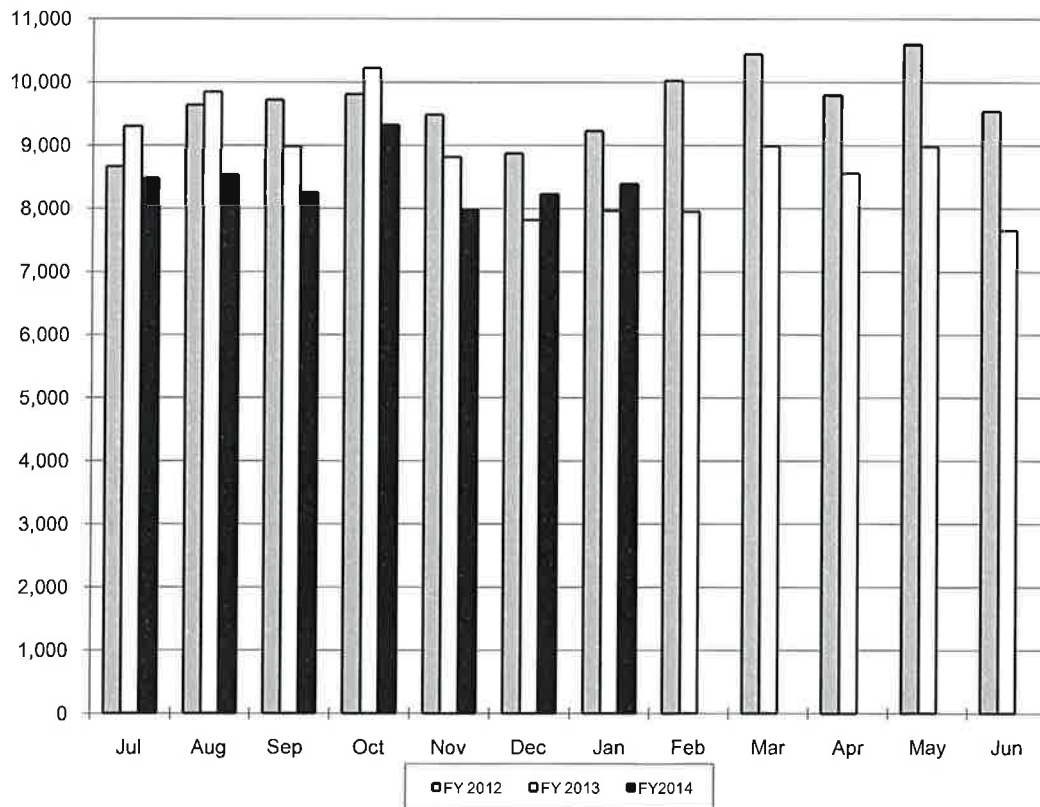
MONTH	FY 13	FY 14
Jul	87.30%	83.36%
Aug	83.13%	83.76%
Sept	81.93%	85.47%
Oct	84.24%	86.47%
Nov	84.11%	86.27%
Dec	83.82%	82.80%
Jan	85.10%	88.17%
Feb	84.88%	
March	84.29%	
April	85.76%	
May	86.54%	
June	87.32%	
YTD Average	84.23%	85.19%



MST RIDES Program Monthly Boardings

MONTH	FY 2012	FY 2013	FY2014	% CHANGE
Jul	8,665	9,302	8,479	-8.85%
Aug	9,638	9,848	8,536	-13.32%
Sep	9,718	8,982	8,256	-8.08%
Oct	9,807	10,220	9,328	-8.73%
Nov	9,485	8,817	7,984	-9.45%
Dec	8,874	7,819	8,232	5.28%
Jan	9,225	7,968	8,390	5.30%
Feb	10,022	7,952		
Mar	10,440	8,986		
Apr	9,788	8,555		
May	10,592	8,977		
Jun	9,534	7,654		
Total Ridership	115,788	105,080	59,205	
YTD Average	9,345	8,994	8,458	-5.96%
YTD Comparison	65,412	62,956	59,205	-5.96%

MST RIDES MONTHLY RIDERSHIP



Operations Summary Report

Fixed Route Services

December 2013

Fixed Route Operations Summary Report

December 2013

Service Delivered		Service Quality	
Ridership	267,239	On-time Time Points	86,377
Passengers / Vehicle Revenue Hour	14.2	Delayed Time Points	16,614
Revenue Miles	307,536.5	On-time Passenger Boardings	226,793
One-way Trips Scheduled	26,435	Percent On-time Boardings	85%

Systemwide Service:

A comparison between December 2012 and December 2013 shows a 0.5% increase in ridership (from 265,824 last year to 267,239 this year) and a 0.4% increase in revenue hours operated (from 18,767 last year to 18,842 this year). Productivity, measured in passengers per hour (PPH), increased 0.1%, but essentially remained steady at 14.2 PPH in both years.

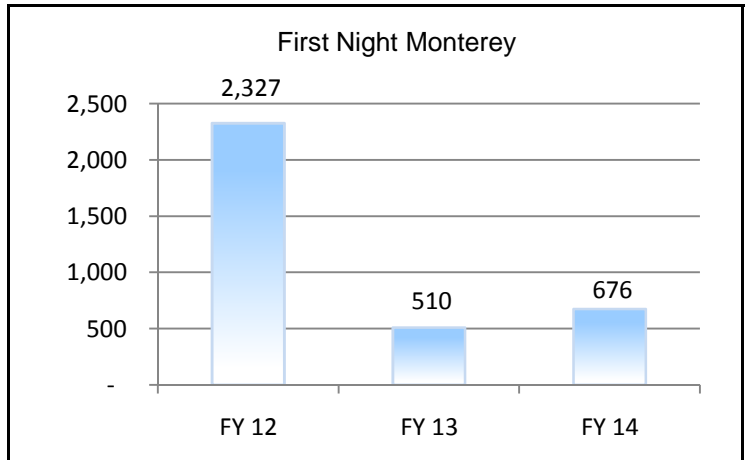
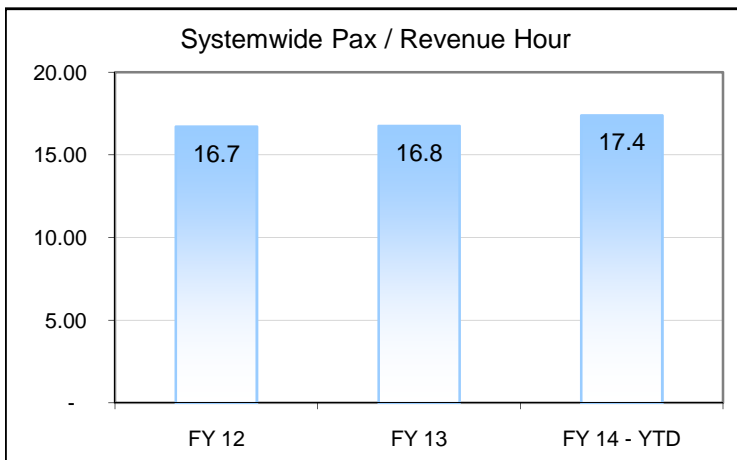
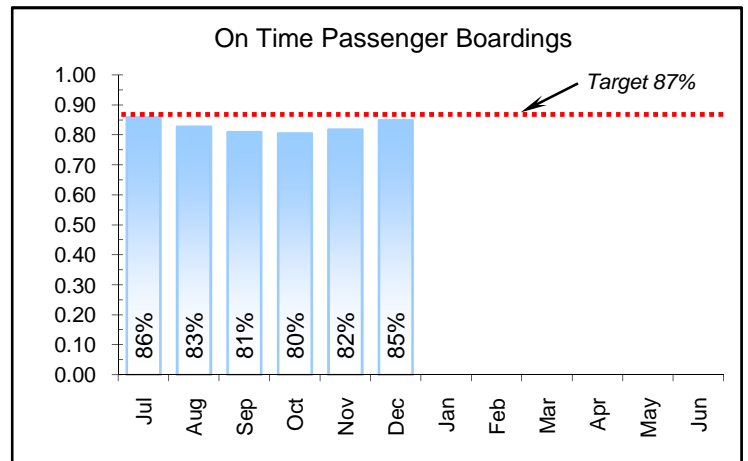
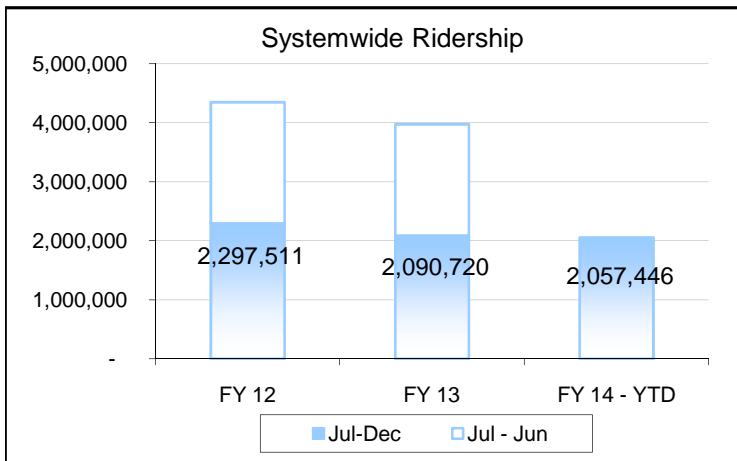
Comparisons of year-to-date data shows small declines in ridership (1.6% lower) and revenue hours (1.7% lower), resulting in a small increase in productivity (0.1%).

Seasonal Service:

Line 22-Big Sur, operating on its winter schedule (Saturdays & Sundays only) carried 148 passengers.

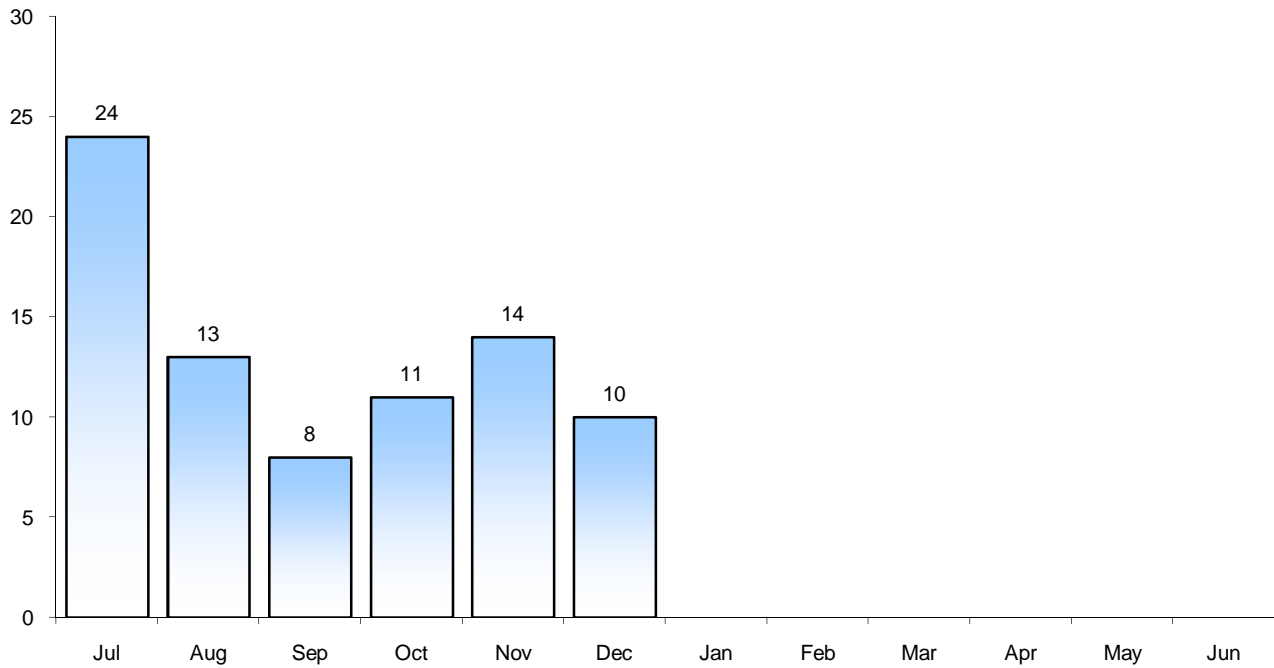
Supplemental Service:

Supplemental service operated on three occasions this month. On December 1st extra service was operated on line 43 for the Salinas Holiday Parade of Lights and carried 127 passengers. On December 7th extra service was operated in South County to transport passengers to and from the Aquarium, reporting 47 boardings. On December 31st extra service was operated on several routes for First Night Monterey, carrying 676 passengers.

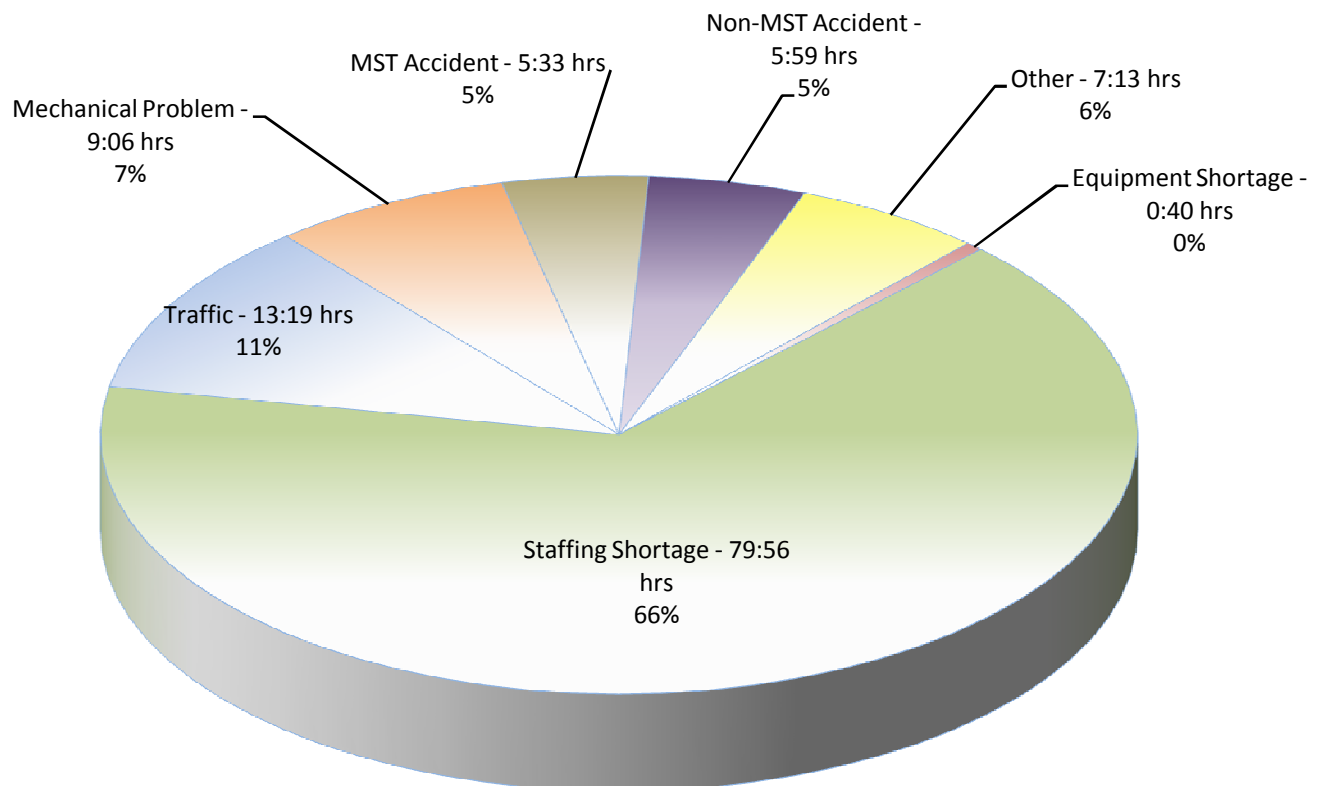


Fixed Route Operations Summary Report December 2013

Service Cancellations by Month

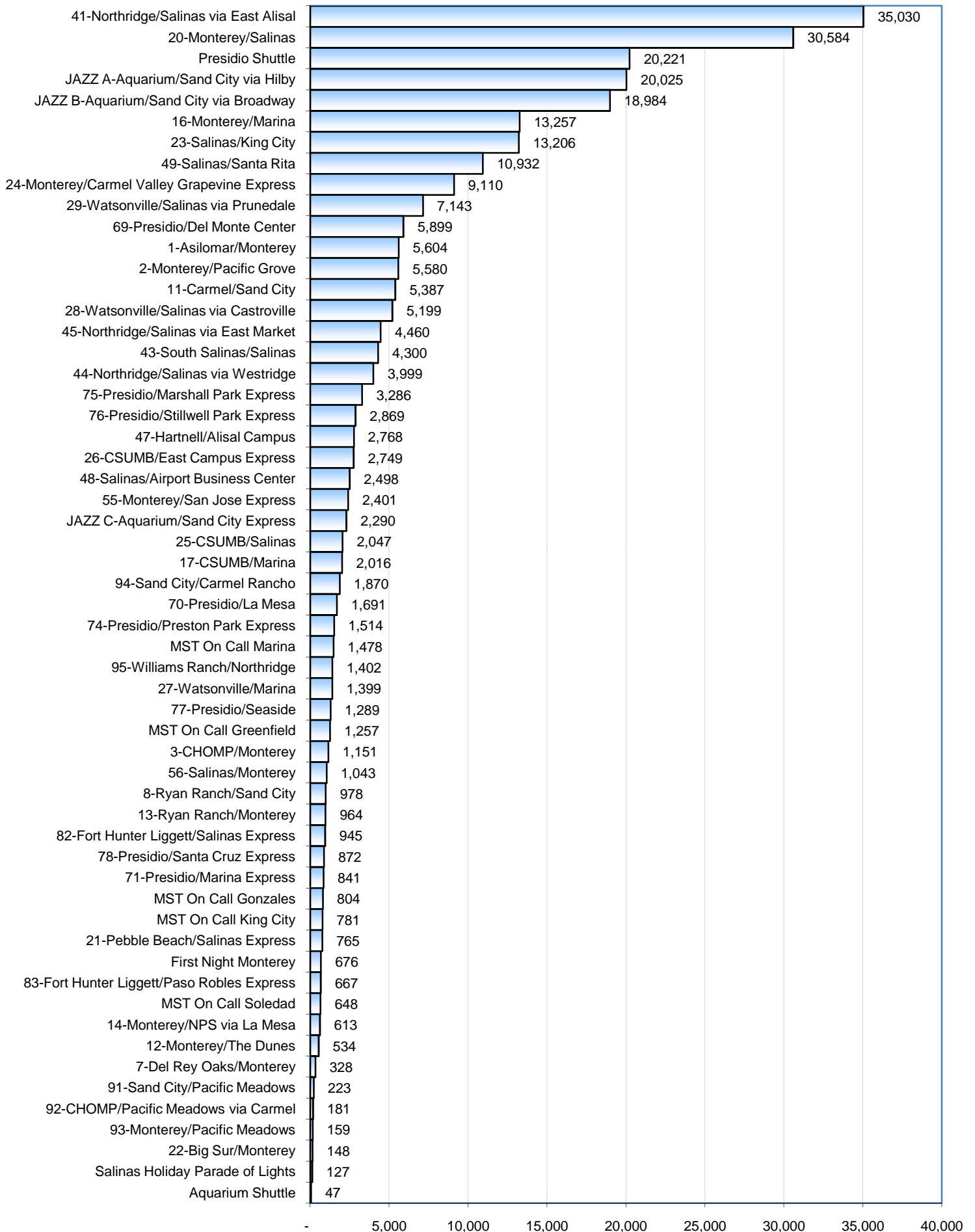


Cancelled Revenue Hours - Year to Date



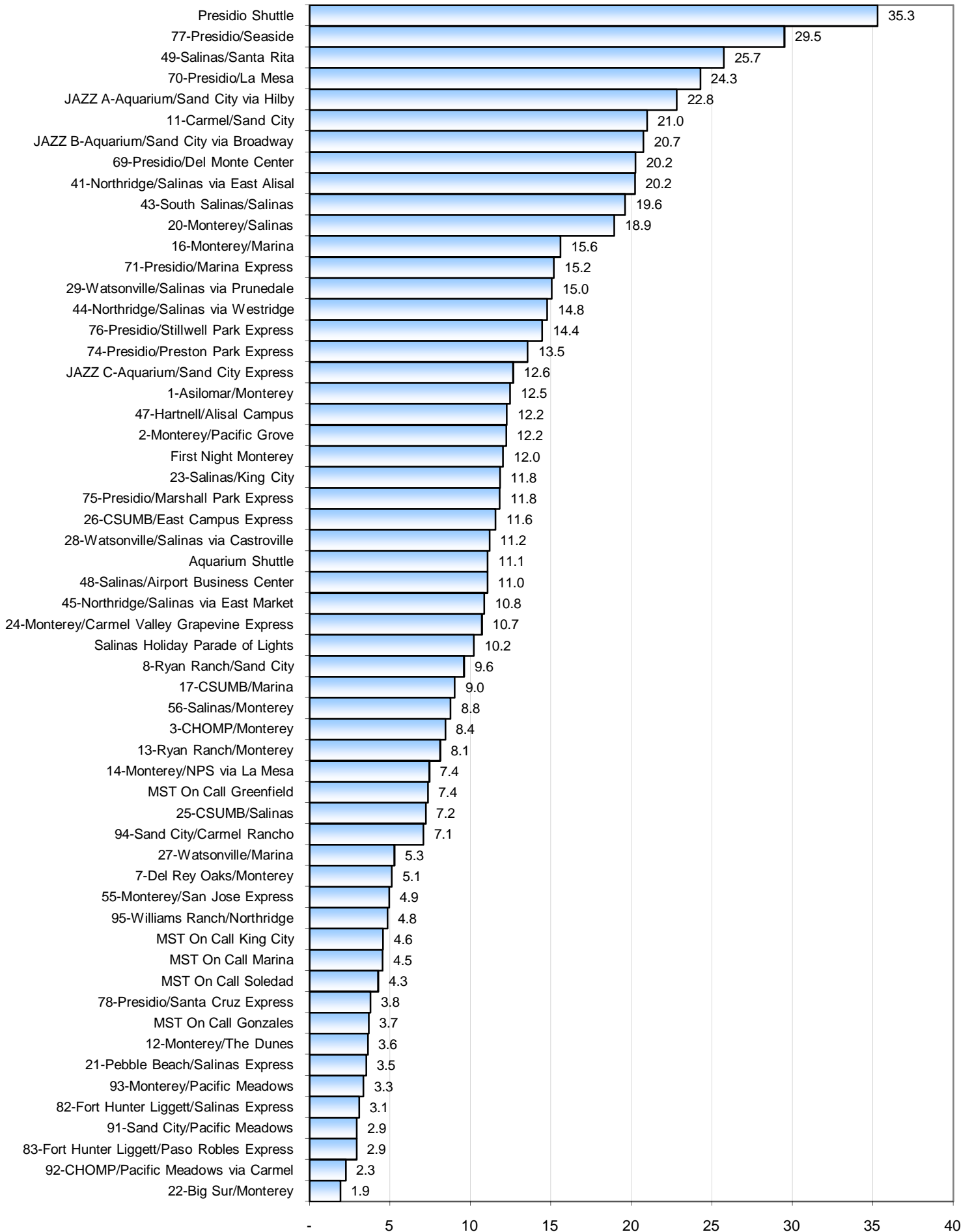
Ridership by Line - December 2013

Total Passengers



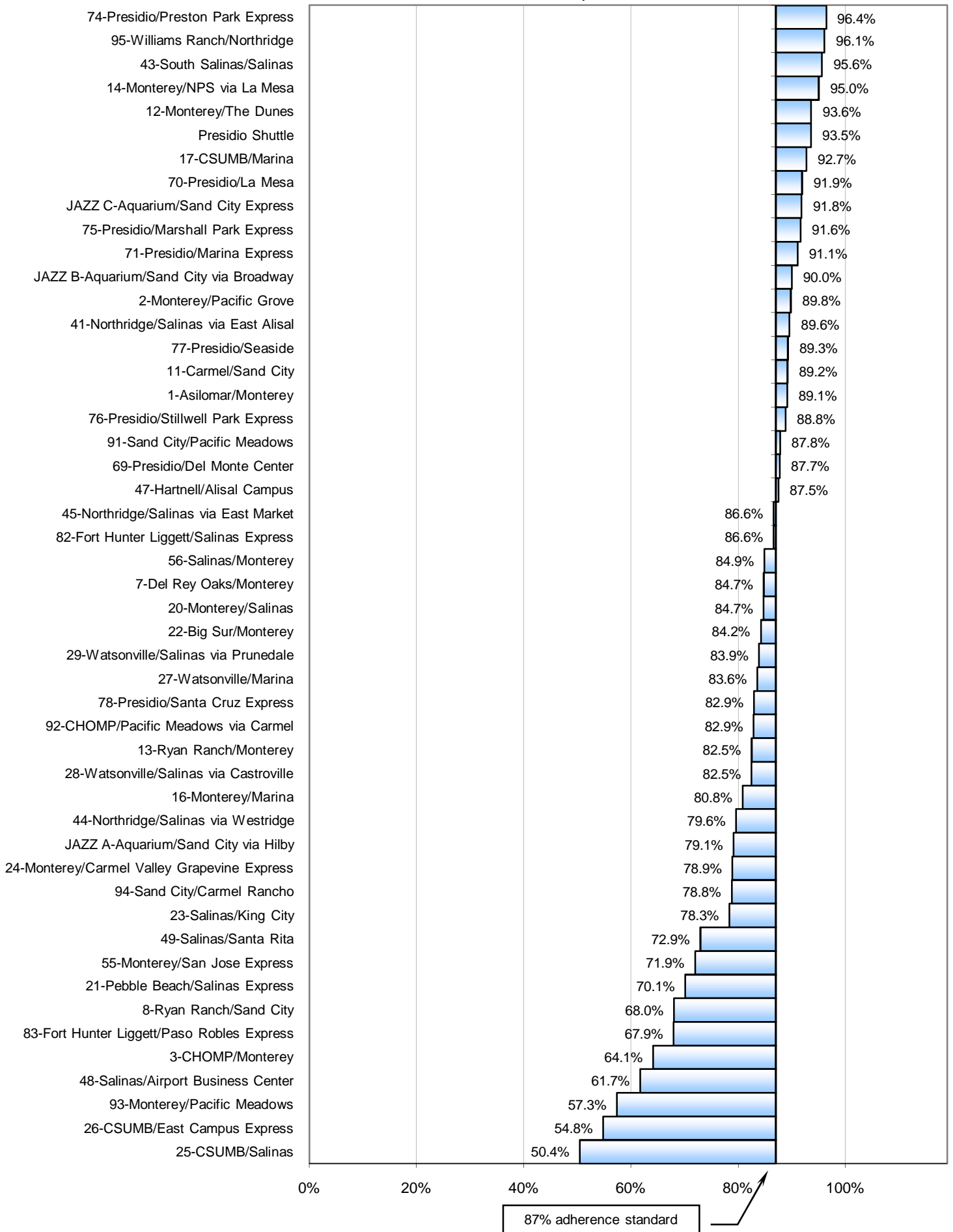
Productivity by Line - December 2013

Passengers Per Hour



Schedule Adherence by Line - December 2013

Percent On-time Timepoints



December 2013

Systemwide Ridership: 267,239

Systemwide Revenue Hours: 18842:05

Systemwide Revenue Miles: 307,536.5

Local - \$1.50 / \$.75

	Ridership	VRHrs	VRMi	Pax/Hr	% Riders	% Hrs
3-CHOMP/Monterey	1,151	136:20	1,610.0	8.44	0.4%	0.7%
7-Del Rey Oaks/Monterey	328	64:10	1,119.9	5.11	0.1%	0.3%
8-Ryan Ranch/Sand City	978	101:56	1,597.6	9.59	0.4%	0.5%
13-Ryan Ranch/Monterey	964	118:45	1,981.4	8.12	0.4%	0.6%
17-CSUMB/Marina	2,016	223:30	2,311.7	9.02	0.8%	1.2%
26-CSUMB/East Campus Express	2,749	238:00	3,866.5	11.55	1.0%	1.3%
47-Hartnell/Alisal Campus	2,768	226:06	1,842.7	12.24	1.0%	1.2%
48-Salinas/Airport Business Center	2,498	226:06	3,248.8	11.05	0.9%	1.2%
91-Sand City/Pacific Meadows	223	76:00	1,058.9	2.93	0.1%	0.4%
92-CHOMP/Pacific Meadows via Carmel	181	80:07	770.4	2.26	0.1%	0.4%
93-Monterey/Pacific Meadows	159	47:29	572.7	3.35	0.1%	0.3%
94-Sand City/Carmel Rancho	1,870	264:08	3,365.8	7.08	0.7%	1.4%
95-Williams Ranch/Northridge	1,402	289:52	3,059.4	4.84	0.5%	1.5%
MST On Call Marina	1,478	325:20	3,503.0	4.54	0.6%	1.7%
MST On Call Gonzales	804	218:30	1,128.0	3.68	0.3%	1.2%
MST On Call Greenfield	1,257	171:00	1,483.0	7.35	0.5%	0.9%
MST On Call King City	781	171:00	1,694.0	4.57	0.3%	0.9%
MST On Call Soledad	648	152:00	1,579.0	4.26	0.2%	0.8%
Total	22,255	3130:19	35,792.7	7.1	8.3%	16.6%

Primary - \$2.50 / \$1.25

	Ridership	VRHrs	VRMi	Pax/Hr	% Riders	% Hrs
1-Asilomar/Monterey	5,604	449:43	4,849.3	12.46	2.1%	2.4%
2-Monterey/Pacific Grove	5,580	456:53	4,657.0	12.21	2.1%	2.4%
11-Carmel/Sand City	5,387	257:00	3,655.7	20.96	2.0%	1.4%
16-Monterey/Marina	13,257	850:07	15,913.8	15.59	5.0%	4.5%
24-Monterey/Carmel Valley Grapevine Express	9,110	851:00	15,966.0	10.71	3.4%	4.5%
25-CSUMB/Salinas	2,047	283:40	6,661.4	7.22	0.8%	1.5%
27-Watsonville/Marina	1,399	265:22	7,092.2	5.27	0.5%	1.4%
41-Northridge/Salinas via East Alisal	35,030	1733:27	18,308.8	20.21	13.1%	9.2%
43-South Salinas/Salinas	4,300	219:27	2,278.4	19.59	1.6%	1.2%
44-Northridge/Salinas via Westridge	3,999	271:00	3,194.7	14.76	1.5%	1.4%
45-Northridge/Salinas via East Market	4,460	411:11	4,923.3	10.85	1.7%	2.2%
49-Salinas/Santa Rita	10,932	424:51	3,693.5	25.73	4.1%	2.3%
JAZZ A-Aquarium/Sand City via Hilby	20,025	878:15	9,822.5	22.80	7.5%	4.7%
JAZZ B-Aquarium/Sand City via Broadway	18,984	915:33	10,075.9	20.74	7.1%	4.9%
JAZZ C-Aquarium/Sand City Express	2,290	181:04	2,103.3	12.65	0.9%	1.0%
Total	142,404	8448:33	113,195.8	16.9	53.3%	44.8%

Regional - \$3.50 / \$1.75

	Ridership	VRHrs	VRMi	Pax/Hr	% Riders	% Hrs
20-Monterey/Salinas	30,584	1616:32	31,397.8	18.92	11.4%	8.6%
21-Pebble Beach/Salinas Express	765	217:00	4,995.6	3.53	0.3%	1.2%
22-Big Sur/Monterey	148	77:11	1,683.7	1.92	0.1%	0.4%
23-Salinas/King City	13,206	1116:58	34,308.2	11.82	4.9%	5.9%
28-Watsonville/Salinas via Castroville	5,199	465:14	12,056.9	11.18	1.9%	2.5%
29-Watsonville/Salinas via Prunedale	7,143	474:47	8,721.4	15.04	2.7%	2.5%
56-Salinas/Monterey	1,043	119:04	2,337.7	8.76	0.4%	0.6%
Total	58,088	4086:46	95,501.3	14.2	21.7%	21.7%

Commuter - \$12 / \$6

	Ridership	VRHrs	VRMi	Pax/Hr	% Riders	% Hrs
55-Monterey/San Jose Express	2,401	486:15	14,117.4	4.94	0.9%	2.6%
Total	2,401	486:15	14,117.4	4.9	0.9%	2.6%

Military

	Ridership	VRHrs	VRMi	Pax/Hr	% Riders	% Hrs
12-Monterey/The Dunes	534	147:34	2,526.2	3.62	0.2%	0.8%
14-Monterey/NPS via La Mesa	613	82:20	819.3	7.45	0.2%	0.4%
69-Presidio/Del Monte Center	5,899	291:25	2,622.7	20.24	2.2%	1.5%
70-Presidio/La Mesa	1,691	69:40	802.1	24.27	0.6%	0.4%
71-Presidio/Marina Express	841	55:25	920.1	15.18	0.3%	0.3%
74-Presidio/Preston Park Express	1,514	111:47	2,011.1	13.54	0.6%	0.6%
75-Presidio/Marshall Park Express	3,286	278:21	4,011.0	11.81	1.2%	1.5%
76-Presidio/Stillwell Park Express	2,869	198:33	2,589.8	14.45	1.1%	1.1%
77-Presidio/Seaside	1,289	43:42	601.7	29.50	0.5%	0.2%
78-Presidio/Santa Cruz Express	872	230:45	5,817.2	3.78	0.3%	1.2%
82-Fort Hunter Liggett/Salinas Express	945	306:11	12,203.9	3.09	0.4%	1.6%
83-Fort Hunter Liggett/Paso Robles Express	667	228:22	7,995.2	2.92	0.2%	1.2%
Presidio Shuttle	20,221	573:10	5,181.0	35.28	7.6%	3.0%
Total	41,241	109	48,101	15.8	15.4%	13.9%

Supplemental

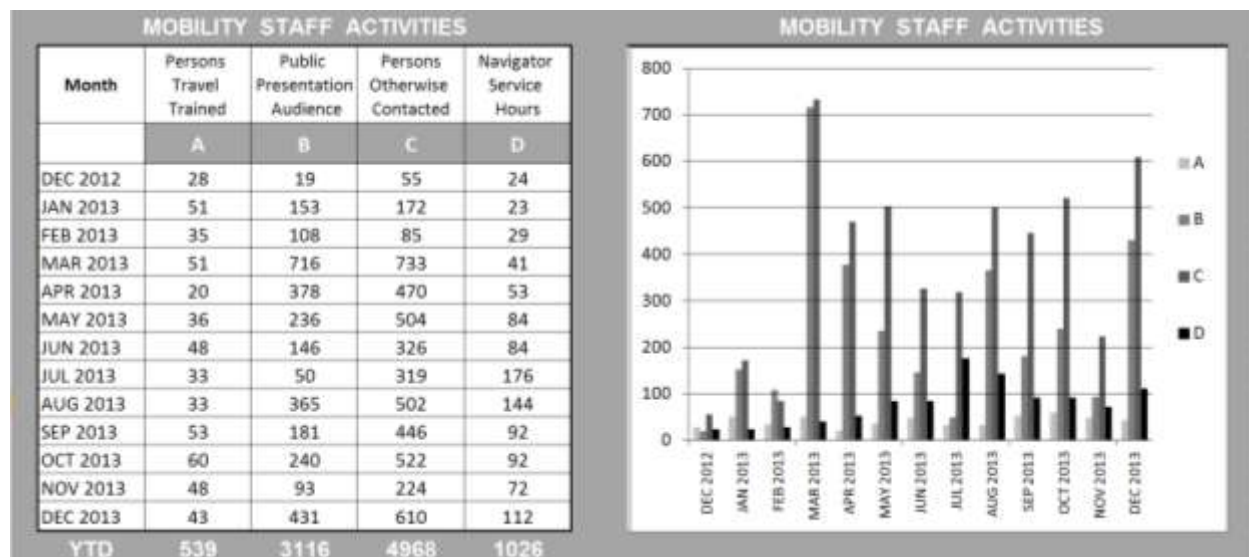
	Ridership	VRHrs	VRMi	Pax/Hr	% Riders	% Hrs
Salinas Holiday Parade of Lights	127	12:27	92.5	10.20	0.0%	0.1%
Aquarium Shuttle	47	4:15	129.2	11.06	0.0%	0.0%
First Night Monterey	676	56:15	606.2	12.02	0.3%	0.3%
Total	850	72:57	827.9	11.7	0.3%	0.4%

Mobility Programs Update – December 2013

The CTSA Manager participated in the inaugural meeting of the Monterey County Chapter of the Aging In Place Council (NAIPC) as a member of the local Steering Committee. The NAIPC addresses a broad range of issues, including transportation, which impact an elderly resident's ability to age in their own home or in a residence of their choosing. The CTSA Manager also participated in the Monterey County Regional Taxi Authority Technical Advisory Committee meeting addressing the quality of taxi services in the county. Lastly, he participated in the Rural and Intercity Bus Conference Planning Committee in preparation of their conference in October co-hosted by MST.

Mobility staff attended a sign language workshop, participated in eight special aquarium trips providing travel training orientation to 359 South County residents. Staff also attended two host center sites, Sally Griffin and Monterey Senior Center, which include 61 seniors, to answer questions and promote MST services, made a presentation to seniors at the Prunedale/Marina Senior center, where 39 seniors attend. Mobility staff also took seniors from the Salinas Firehouse and Sally Griffin Center to the Northridge Mall and to the Gilroy outlets.

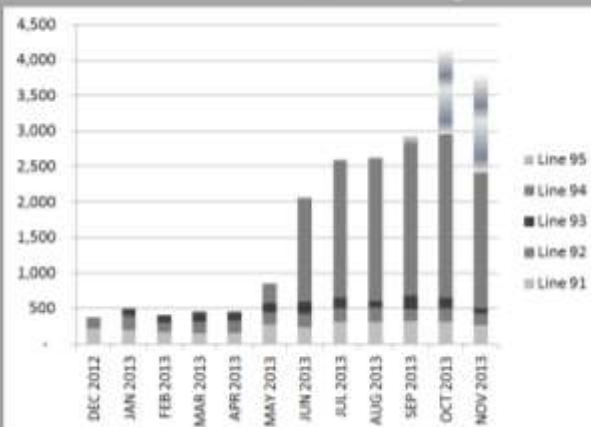
MST volunteer Navigators continued lending their time & efforts to complete necessary office tasks as well as assist with special events and regular MST information distribution throughout the County. Both CSUMB Interns continued progressing on their mobility-related capstone projects.



2012-13 Senior Shuttles Boardings

Month	Line 91	Line 92	Line 93	Line 94	Line 95	Total of All Senior Shuttles
DEC 2012	218	129	21	-	-	368
JAN 2013	199	201	99	-	-	499
FEB 2013	168	132	108	-	-	408
MAR 2013	153	159	138	-	-	450
APR 2013	163	171	121	-	-	455
MAY 2013	271	174	128	279	-	852
JUN 2013	237	192	165	1,466	-	2,060
JUL 2013	310	196	150	1,939	-	2,595
AUG 2013	314	202	93	2,016	-	2,625
SEP 2013	319	175	185	2,154	91	2,924
OCT 2013	314	194	141	2,304	1,212	4,165
NOV 2013	260	161	81	1,912	1,384	3,798
DEC 2013	Data Unavailable					
TOTALS	2,666	1,925	1,349	10,158	1,303	17,401

2012-13 Senior Shuttles Boardings



2012-2013 RIDES STATISTICS

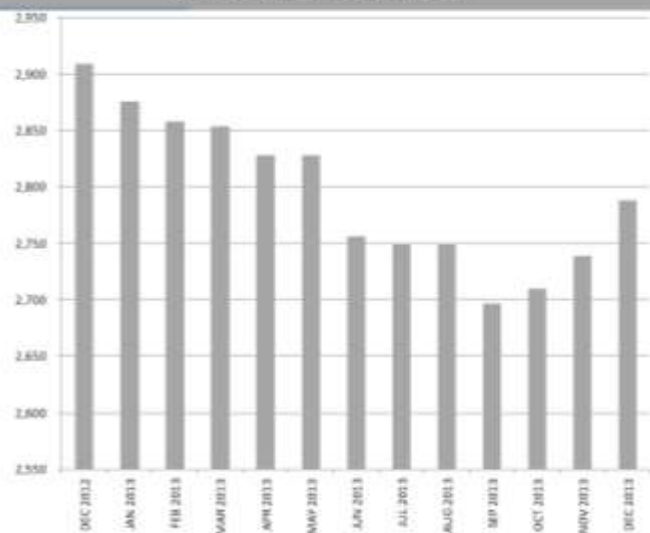
MONTHS	APPROVED	NEW APPLICANTS	REIDENTIFICATION APPLICATIONS	INELIGIBLE	INCOMPLETE	INACTIVATED	ACTIVE CLIENTS
DEC 2012	42	37	5	0	13	54	2,900
JAN 2013	48	34	14	0	15	67	2,876
FEB 2013	48	32	16	0	8	50	2,858
MAR 2013	60	52	14	0	3	56	2,854
APR 2013	48	41	7	2	7	67	2,828
MAY 2013	48	41	7	2	7	67	2,828
JUN 2013	81	66	12	2	18	56	2,756
JUL 2013	71	53	18	1	9	59	2,750
AUG 2013	62	42	20	0	13	64	2,750
SEP 2013	60	39	21	0	14	70	2,697
OCT 2013	72	56	16	1	11	43	2,710
NOV 2013	46	39	7	0	6	10	2,739
DEC 2013	52	40	12	0	13	9	2,788

AVERAGES: 57 44 13 1 13 52 2,832

ELIGIBILITY TYPES

CONDITIONAL	1	3.0%
INELIGIBLE	0	0.0%
TEMPORARY	2	1.7%
TRIP-BY-TRIP	0	0.0%
UNCONDITIONAL	51	94.0%

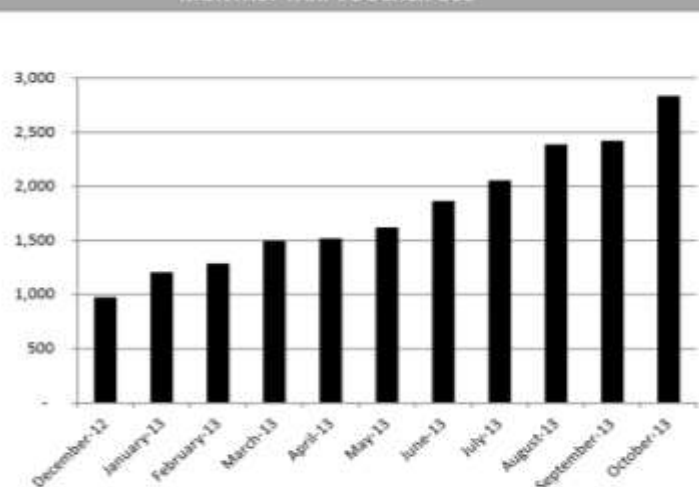
ACTIVE RIDES CUSTOMERS



MONTHLY TAXI VOUCHER USE

MONTH	TOTAL
December-12	978
January-13	1,208
February-13	1,289
March-13	1,495
April-13	1,521
May-13	1,623
June-13	1,866
July-13	2,054
August-13	2,385
September-13	2,423
October-13	2,838
November-13	2,752
December-13	2,771

MONTHLY TAXI VOUCHER USE



ATTACHMENT 3

February 13, 2014

To: Carl G. Sedoryk, General Manager/CEO

From: Michael Hernandez, Assistant General Manager/COO

Subject: Monthly Maintenance Report for December 2013

This monthly report summarizes information about fuel prices and the activities of the Maintenance and Facilities Departments during the past month.

Fuel Prices:

FY14 Budget: Diesel: \$3.60 Gas: \$3.90	December Fuel Average	Fuel Average: FY2014
Diesel:	\$3.39	\$3.43
Gasoline:	\$3.24	\$3.42

Fleet Status:

Operating Cost Per Mile:		Road Call Rate Goal: 7,000 Miles	Miles Between Road Calls:
December 2013:	\$1.29	December 2013:	11,873
FY2014 - Year To Date:	\$1.23	FY2014 - Year to Date:	13,143
FY2013:	\$1.17	FY2013 YTD Comparison:	15,503

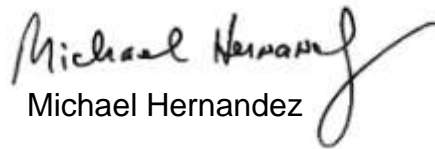
Department Activities/Comments:

There were 24 road calls in December, of which 20 were categorized as “major mechanical” and 4 were related to minor mechanical and/or non-mechanical issues. The highest single road call category was for electrical (4) issues.

The fleet operating cost in December increased slightly to \$1.29 per mile due to the replacement of several major components including turbochargers, an air compressor, brake relining work as well as emission system maintenance. Expenses (purchases) jumped considerably in December due to the purchase of more than

\$20,000 in emission system components and six turbochargers (\$15,000), as well as other parts.

Facility repairs at TDA included bus yard restriping, repair of the hoist in bay 2 and installation of a plug-in location for charging electric/battery powered vehicles. There was a minor water leak at the Bus Stop Shop during the month. At the Marina Transit Exchange the painting project and monument sign rehabilitation was completed.


Michael Hernandez

December 2013
MST Operated Fixed Route Bus Fleet - Summary Information

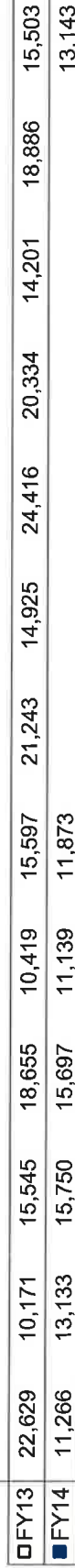
Fleet Series	Manufacturer Model/Year	Quantity	Engine	Fuel Type	MPG	Average Life To Date Miles
1101 - 1121	Gillig Phantom 2000	15	Cummins ISM 280 HP	ULSD Diesel	4.2	425,320
1122 - 1129	Gillig Phantom 2003	8	Detroit DC Series 50 ERG	ULSD Diesel	4.0	421,174
1701 - 1712	Gillig Low-floor 2002	12	Cummins ISM 280 HP	ULSD Diesel	4.5	459,456
1713 - 1724	Gillig Low-floor 2003	12	Detroit DC Series 50 ERG	ULSD Diesel	4.2	383,643
1725 - 1729	Gillig Low-floor 2007	5	Cummins ISM 280 HP	ULSD Diesel	2.9	210,772
1801 - 1804	Gillig Suburban 2002	4	Cummins ISM 280 HP	ULSD Diesel	4.8	708,139
1805 -1808	Gillig Suburban 2003	4	Detroit DC Series 50 ERG	ULSD Diesel	4.4	630,429
2001 - 2010	Gillig Low-floor 2007	10	Cummins ISM 280 HP	ULSD Diesel	4.4	258,896
2101	Gillig Low-Floor Commuter 2013	1	Cummins ISL 280	ULSD Diesel	5.6	13,942
4501 - 4504	MCI D4500 2009, 2010, 2012	4	Cummins ISM 480 HP	ULSD Diesel	3.8	252,466
Total Active Revenue Vehicles:		75				
Contingency Fleet Effective: 9/28/13	Model Year 2000, Gillig Phantom: 1112, 1114, 1119	3	Cummins ISM 480 HP	ULSD Diesel	N/A	622,553

Historical Fleet:	"Bus 80" 1948 Fageol, Twin Coach (Gasoline)
-------------------	--

	Revenue Fleet	Non-Revenue Fleet
Miles:	237,458	29,587
Gallons:	56,370	686
Average Miles Per Gallon:	4.2	43.1

Inventory Value	
Fuel, Coolant & Lubricants:	\$123,839
Parts & Supplies:	\$169,554
Total Value:	\$293,394

Year to Date Comparison

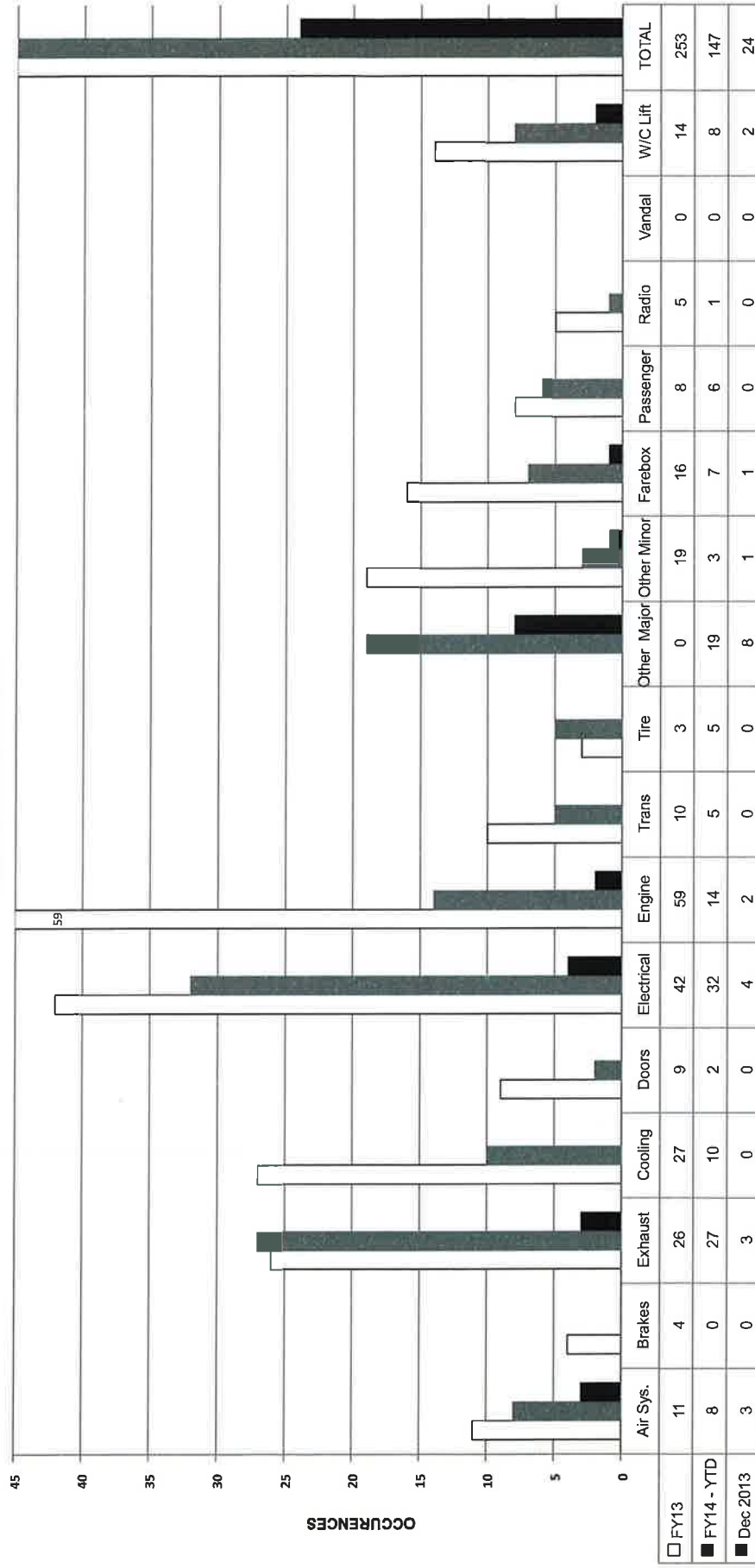


□ FY13	22,629	10,171	15,545	18,655	10,419	15,597	21,243	14,925	24,416	20,334	14,201	18,886	15,503
■ FY14	11,266	13,133	15,750	15,697	11,139	11,873							13,143

ALL ROAD CALLS - BY CATEGORY

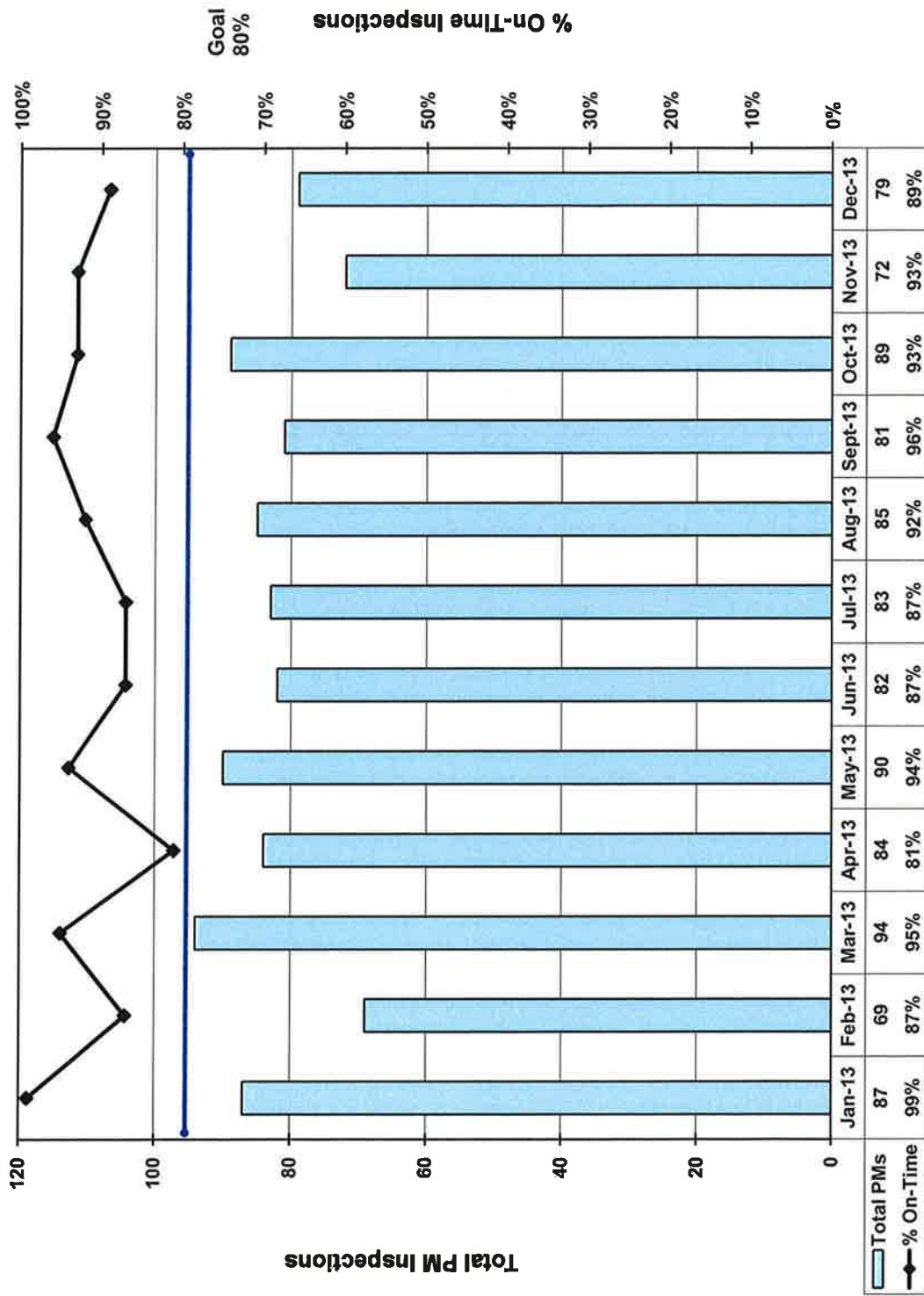
FY 2013 & 2014

CUMULATIVE YEAR-TO-DATE



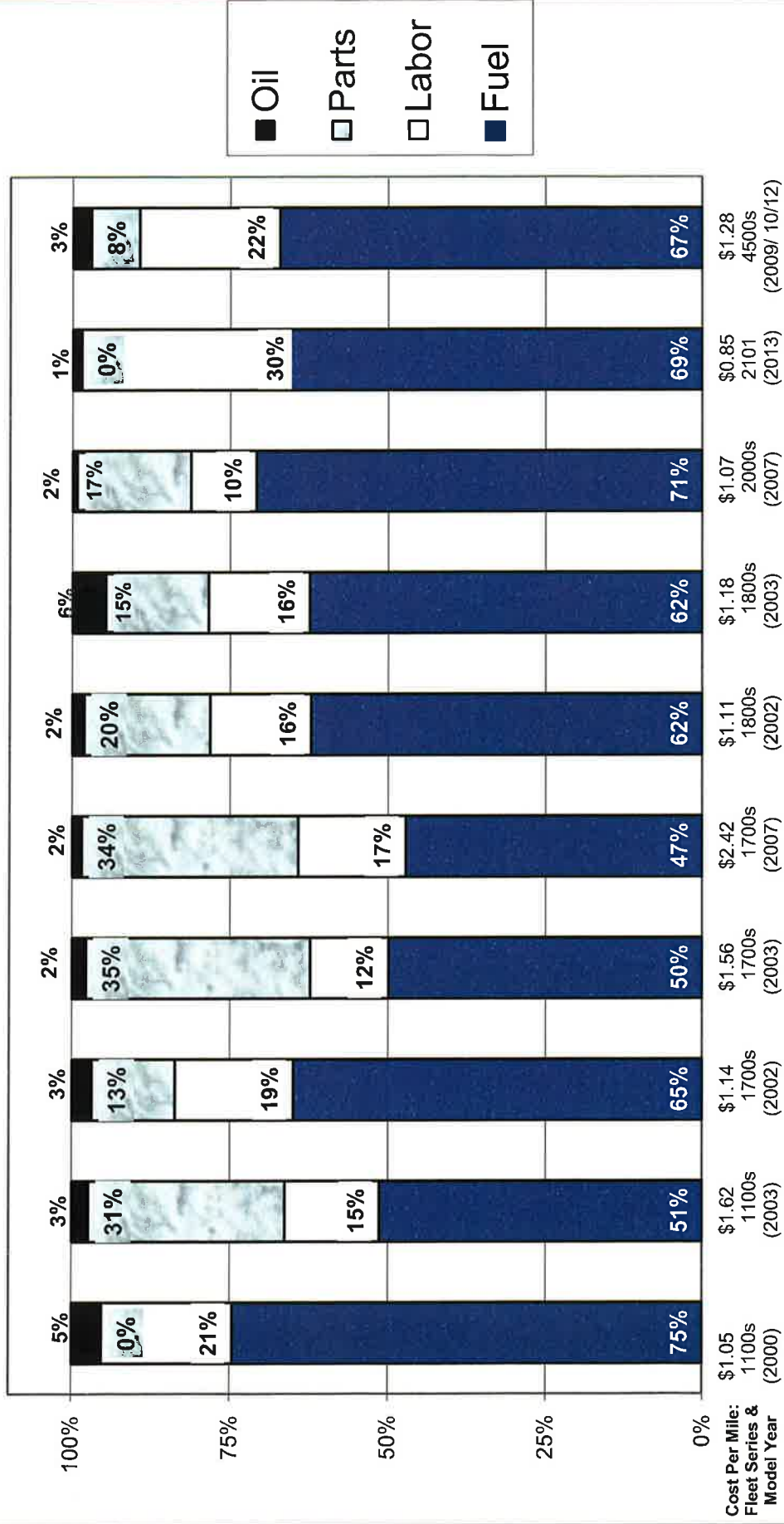
* "Other Major" and "Other Minor" categories includes major or minor mechanical failures not listed on this chart

PREVENTIVE MAINTENANCE INSPECTIONS PAST TWELVE MONTHS

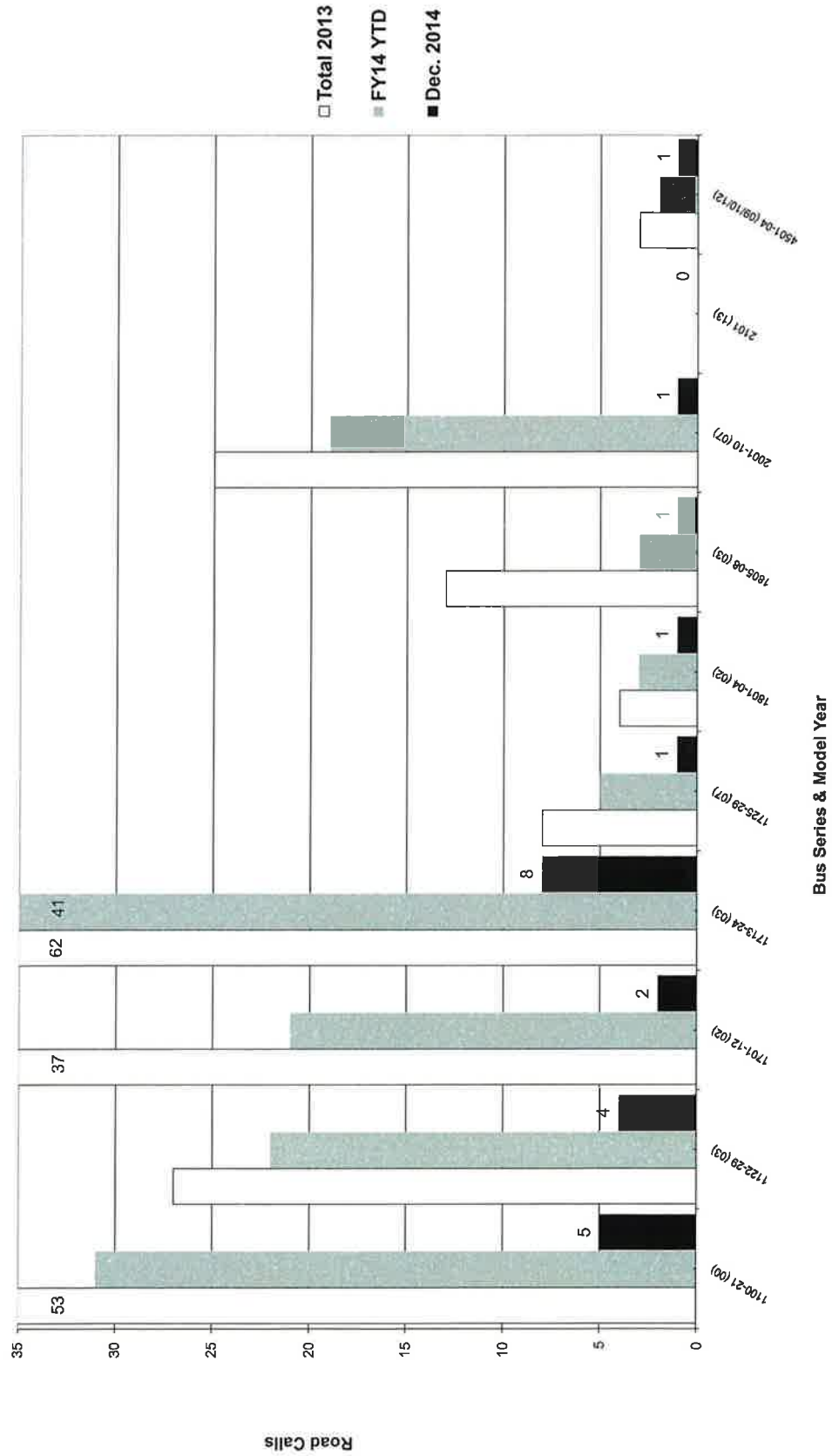


Revenue Fleet: Operating Cost Per Mile

December 2013



DECEMBER 2013: ALL ROAD CALLS BY BUS SERIES
Major Mechanical: 20; Other Minor/Mechanical :4
Total Miles: 237,458

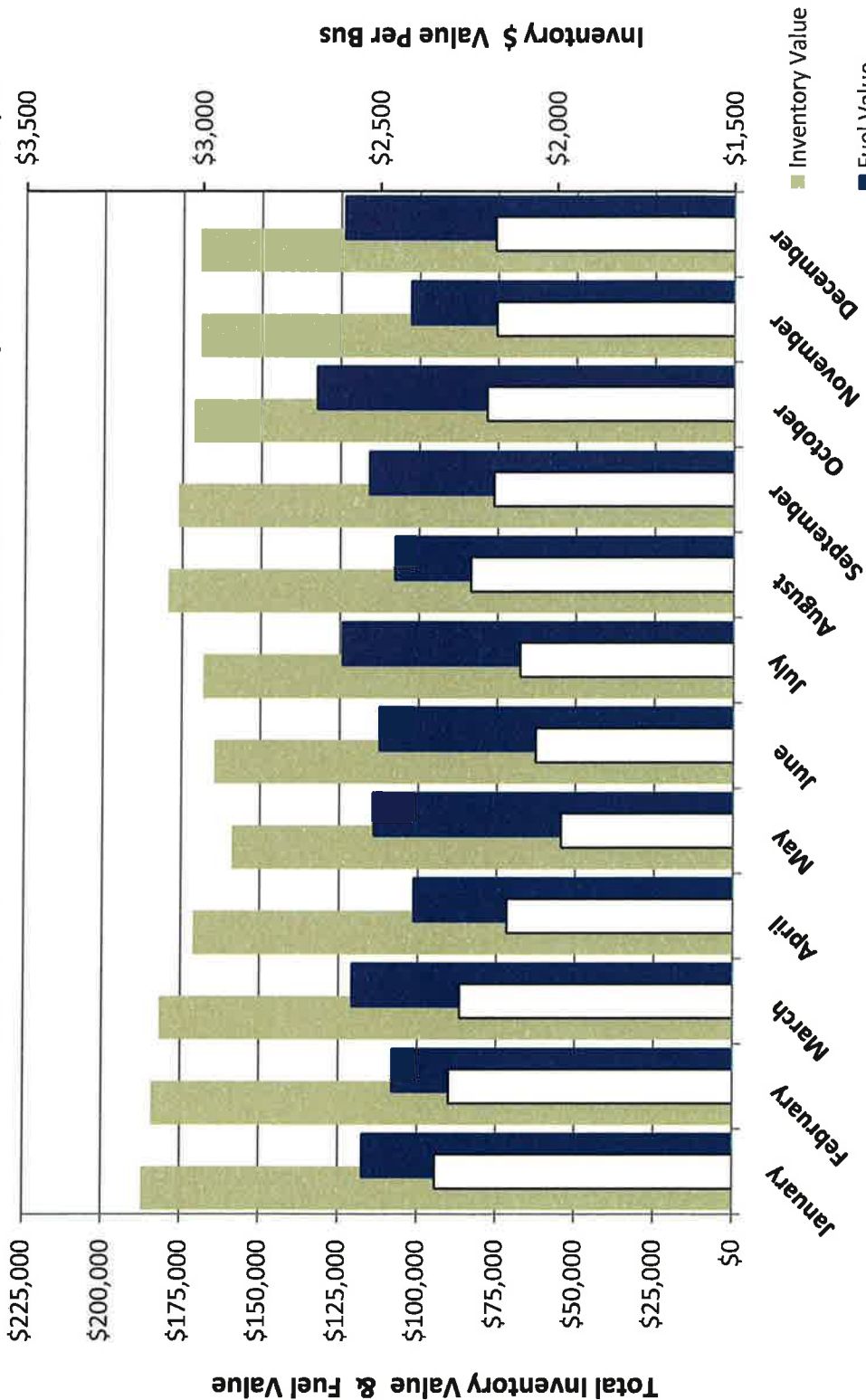


12 Month Rolling Parts Inventory, Fuel & Fluids Value:

December 2013

Total Parts Inventory: \$169,554; Fuel /Fluid Inventory: \$123,839; Inventory Value Per Bus: \$2,174

\$3,500

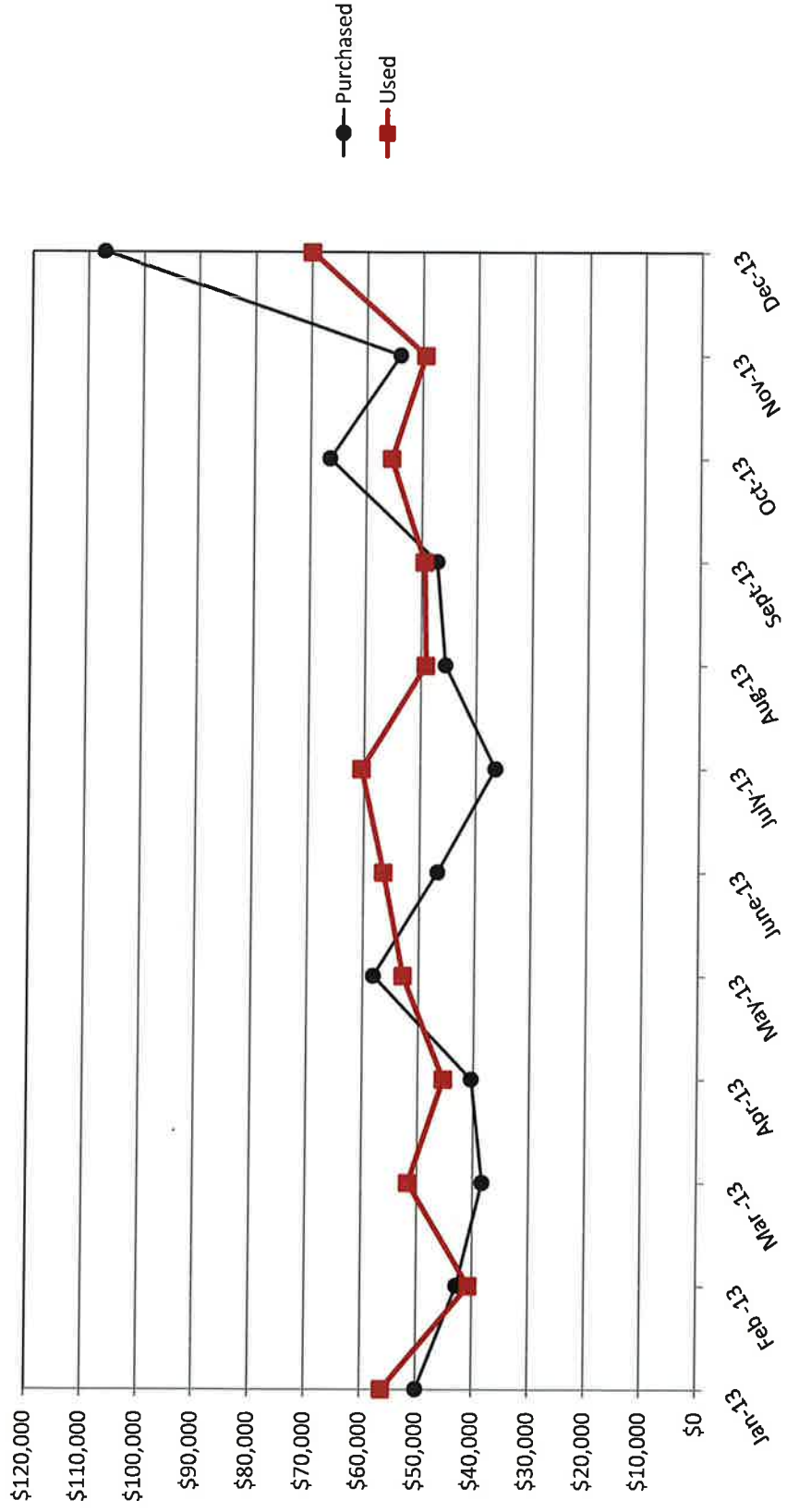


Inventory Value


Fuel Value

Inventory Value Per Bus

Fleet Maintenance Inventory Purchases & Parts Usage Past 12 Months



12 Month Rolling Fuel Cost



52 Week Average:
 Diesel: \$3.42
 Gasoline: \$3.53

FY2014 Fuel Budget
 Diesel: \$3.60 Gallon
 Gasoline: \$3.90 Gallon

Blank Page

ATTACHMENT 4

Date: March 3, 2014

To: C. Sedoryk, General Manager/CEO

From: Hunter Harvath, Assistant General Manager – Finance & Administration; Mark Eccles, Director of Information Technology; Kelly Halcon, Director of Human Resources/Risk Management; Zoe Shoats, Marketing Manager; Sonia Bannister, Customer Service Supervisor.

Subject: **Administration Department** Monthly Report – December 2013

The following significant events occurred in Administration work groups for the month of December 2013:

Human Resources

A total employment level for December 2013 is summarized as follows:

Positions	Budget FY14	Actual	Difference
Coach Operators / Trainees	128	125	-3
C/O on Long Term Leave *	3	0	-3
Coach Operators Limited Duty	2	0	-2
Operations Staff	26	24	-2
Maintenance & Facilities	43	40	-3
Administration (Interns 2 PT)	26	24	-2
Total	228	213	-15

*Total budget numbers do not include the C/O on Long Term Leave as those numbers are already reflected in the Coach Operators/Trainees number.

<i>December Worker's Compensation Costs</i>	
<i>Indemnity (paid to employees)</i>	\$30,872.58
<i>Other (includes Legal)</i>	\$13,063.49
<i>Medical includes Case Mgmt, UR, Rx & PT</i>	\$9,284.79
<i>TPA Administration Fee</i>	\$5,000.00
<i>Excess Insurance</i>	\$7,341.08
<i>Total Expenses</i>	<i>\$65,561.94</i>
<i>Reserves</i>	<i>\$1,109,954.00</i>
<i>Excess Reserved</i>	<i>(\$192,116.78)</i>
<i># Ending Open Claims</i>	43

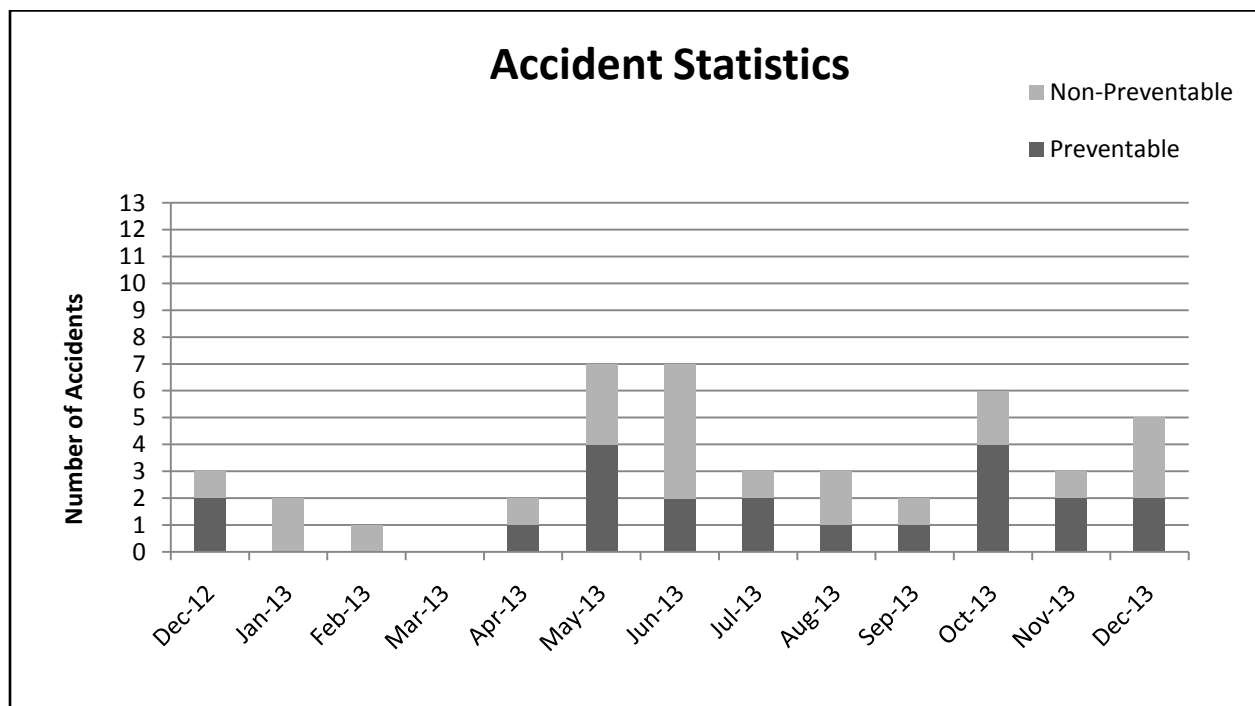
Training

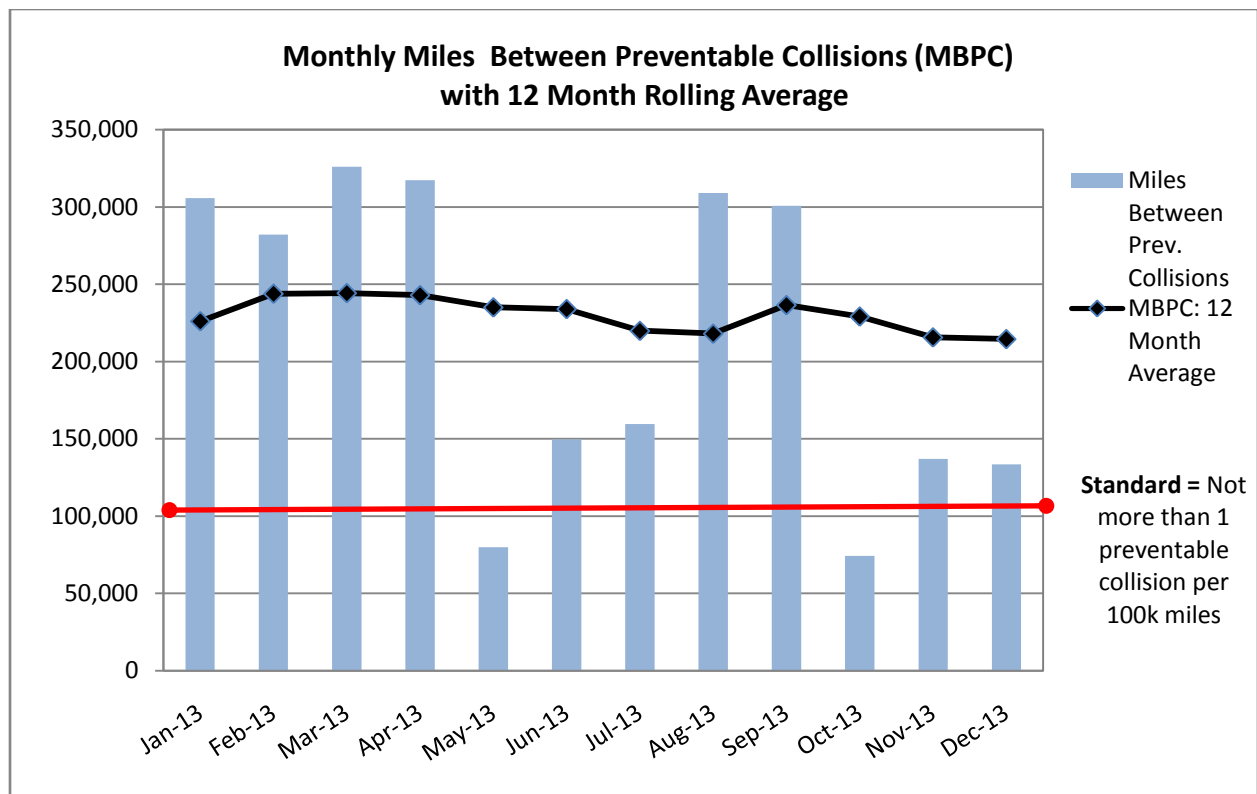
Description	Attendees
Annual VTT Training	15
Line Instructor Training	0

Risk Management Update

Description	December 2013 Preventable		December 2012 Preventable	
	Yes	No	Yes	No
Vehicle hits Bus	0	3	2	0
Bus hits stationary object	2	0	0	1
TOTAL	2	3	2	1

During the month of December 2013, there were 2 preventable collisions. Both collisions were with a fixed object.





There were \$1,546.72 claim recoveries during this period and no claims paid.

Customer Service Update

Service Report Type	Dec '13	%	Valid	Dec '12	%
Employee Compliment	3	8.3%		1	4.4%
Service Compliment	0	0.0%		0	0.0%
Off Route	1	2.8%		0	0.0%
Improper Driving	8	22.2%	2	1	4.4%
Employee Other	1	2.8%		1	4.4%
Late Arrival	4	11.1%		1	4.4%
Passed By	3	8.3%	2	0	0.0%
No Show	5	13.9%	1	1	4.4%
Request To Add Service	0	0.0%		2	8.7%
Early Departure	1	2.8%		0	0.0%
Bus Stop Amenities	0	0.0%		0	0.0%
Passenger Injury	1	2.8%	1	1	4.4%
Routing	0	0.0%		1	4.4%
ADA Compliance	0	0.0%		0	0.0%

Fare / Transfer Dispute	0	0.0%		1	4.4%
Agency Policy	0	0.0%		1	4.4%
Service Other	6	16.7%	3	9	39.1%
Vehicle Maintenance	0	0.0%		1	4.4%
Passenger Conduct	0	0.0%		1	4.4%
Unsafe Conditions	1	2.8%		0	0.0%
Service Schedule	0	0.0%		1	4.4%
Late Departure	2	5.6%		0	0.0%
	36	100.0%		23	100.0%

Finance Update

General Accounting/Accounts Payable

During the month of December, staff continued to work on deadlines relating to financial reporting. Accounts Payable continues their duties in meeting their deadlines. Staff continues to work on financial statements on a regular basis.

Payroll

Routine changes and adjustments to payroll records were maintained along with filing of all federal, state, and retirement reports and payments on a timely basis. Payroll continued to provide hours and earnings reports upon request to MST departments.

Grants

The FTA Triennial Review took place December 2nd and 3rd at MST's headquarters. Staff was a liaison between the FTA Reviewer and the other MST staff members interviewed during the site visit. Staff attended a grant workshop at the City of Salinas for the FY14 cycle of Community Development Block Grant (CDBG) awards. Staff also completed the agency's annual report for the National Transit Database and continued to assist the Monterey Jazz Festival staff in developing grant applications for updating displays at the Jazz bus shelters.

Purchasing

For the month of December, purchasing staff was negotiating contracts, publishing and issuing bids and request for quotes, including those for two new safety hoists and lubricants/oils. In addition, staff maintained inventory levels to ensure a continuous supply of parts. Inventory parts used on buses for the month of December were at a fiscal-year high, due to large components failures on several 1100-series Gillig buses.

IT Update

Staff monitored the Trapeze Group TransitMaster system software and hardware. Staff received hardware needed for the upgrade of the Automatic Vehicle Location (AVL) system. Staff continued to monitor and configure software and hardware for the Trapeze Enterprise Asset Management (EAM) Maintenance system. Staff continued to support and monitor the Serenic Navision Financial system. Staff continued to configure data for the GIRO DDAM Timekeeping system. Staff updated software on workstations. Staff monitored the functionality of the Customer Service database. Staff updated the MST web page and made the appropriate changes as required.

Staff liaised with the County of Monterey Information Technology Radio department regarding the radio configuration of the hardware sited at its Mount Toro antenna site. Staff liaised with the MST Facilities department in completing the configuration of the new computer server room and the installation of the hardware for the upgraded virtual system.

Staff worked with Maintenance Department staff installing AVL equipment into new vehicles.

Staff continued to support MST staff as needed, proactively ensuring MST staff was supported fully with their IT needs.

Marketing and Sales Update

Published news stories include: "Local governments ring up sizable lobbying tabs in DC" (The Californian, 12/3/13); "Good year for tourism industry" (Monterey County Herald, 12/6/13); "A Sand City couple harnesses the power of local underground music" (Monterey County Weekly, 12/5/13); "Free admission at the Monterey Bay Aquarium" (Monterey County Weekly, 12/13/13); "MST job fair open houses" (Monterey County Business Council's Friday Facts, 12/13/13); Untitled story on JAZZ BRT (KION, 12/13/13); "Meeting on Salinas bridge project Thursday" (Monterey County Herald, 12/15/13).

Press releases sent include: "MST job fair open houses" (12/11/13); "MST to provide limited bus service for the holidays" (12/20/13); "Free MST bus service to First Night Monterey" (12/20/13).

Marketing activities: Finalized annual report content and layout; planned implementation and created template for MST newsletter "Onboard" for distribution to MST board of directors and staff; created car card for 2014 board meeting dates; placed ads in Monterey County Herald, The Californian, and Monterey County Weekly for 2013 employee of the year and employees of the month; changed hours of operation at Marina Transit Exchange; served on Monterey County Convention and Visitor's Bureau's Marketing Committee; managed MST website content, Facebook page and Twitter account; coordinated delivery of printed promotional materials.

Planning

During the month of December, staff continued working with consultant Nelson-Nygaard on a project to design a system-wide route and schedule scenario in the event a significant portion of federal funding is blocked, reduced, or removed on a long-term basis. Staff continued working with the city of Monterey and our consultant team on a second phase of the agency's Bus Rapid Transit program along the Del Monte/Highway 1 corridor and traveled to Washington, DC, to meet with the FTA representative in charge of the funding program for BRT to solicit feedback and input on a potential grant application for this project. Staff continued to study potential improvements for the routing and scheduling of the Line 24 Carmel Valley Grapevine Express in the downtown Monterey area to better facilitate on-time performance and transfers to other connecting routes. Staff met with CSUMB representatives to discuss ways to improve services and on-time performance on Line 26, which has been experiencing difficulties due to, in part, ongoing campus construction and detours. Staff met with a representative of Creekbridge Homes to discuss potential bus stop locations in Salinas' northeastern annexation area.

Staff continued working with MST's military partners at the Presidio of Monterey, Naval Postgraduate School and Fort Hunter Liggett on improving transportation services to these facilities. Work focused on Naval Postgraduate School and Fort Hunter Liggett as the next sites for implementation of the automated ticket machines required to accommodate the Department of Defense's new Visa debit card-based federal transit benefit program. With military revenues substantially down due to the new VISA card system, staff also continued to work with military partners to increase program participation and revenues and to improve transit services for their employees. In addition, with the expanded federal transit benefit set to be reduced by nearly 50% on December 31, 2013, staff continued working with representatives of the Presidio of Monterey to discuss contingency plans for substantial reductions in service if Congress does not act in time to extend the transit benefit.

At the beginning of the month, staff participated in the FTA Triennial Review, which was conducted on-site at MST December 2nd and 3rd. Shortly thereafter, staff traveled to Washington, DC, to participate in meetings with Congressional and Administration representatives as well as in APTA's Small Operators and Legislative committees. In addition, staff participated in meetings with various local agencies, including the city of Salinas' downtown vibrancy group, the CSUMB Colloquium on the future of Fort Ord, Transportation Agency for Monterey County, Association of Monterey Bay Area Governments, Monterey County Hospitality Association, and the Monterey Symphony.

ATTACHMENT 5

FY 2014 Action Plan Update (12/31/2013)

1. Develop and implement service levels appropriate to funding availability. Ongoing
Status: Recent service reductions implemented September 2013 has resulted in a reduction in 4.5% (6 FTE) coach operators required to provide MST Services lowering operating costs by \$360,000.
2. Improve monthly Board reporting of operating activities and trends. Sep 2013
Status: New Performance Dashboard implemented, and detailed performance statistics are now available online greatly reducing the size of monthly board reports.
3. Adopt new Board Committee structures to better support board governance. Dec 2013.
Status: Staff has attended some educational sessions regarding improving board support and performance and will share results with board chair.
4. Identify new location for monthly Board meetings. Sep 2013
Status: Complete.
5. Complete procurement for pre approved Legal Services Jul 2013
Status: Complete.
6. Review alternative sites and identify a long term strategy for financing and construction of expanded transit operations and maintenance facilities. Dec 2013
Status: Ongoing. Your board has authorized staff to design expanded operations and maintenance facilities to replace the current Monterey facility. The board will receive an update at your March 3, 2014 meeting.
7. Review service change and related public information process and implement improvements. Mar 2013
Status: Staff is researching methods to increase public participation in MST service change hearings.
8. Implement Spanish language marketing / outreach program. Dec 2013
Status: Ongoing. Spanish version “Cry” and “Scream” TV ads have been scheduled to air. Community outreach including MST sponsorship of Hispanic community events has occurred.

9. Perform research and outreach to develop of preferred local dedicated transit funding source. Dec 2013

Status: Ongoing. First round of sales tax polling has been completed in Dec 2013. Your Board has directed staff to continue outreach and polling for a potential sales tax measure for the November 2014 ballot.

10. Procure upgrade of telecommunications and intelligent transportation systems. Jun 2014.

Status: Ongoing. Board has awarded \$2.2M to upgrade ITS technologies and related purchase orders and contracts are being executed by staff. Equipment has been delivered and installation is occurring.

11. Complete federal triennial compliance review. Sep 2013

Status: Completed in December 2013 and your Board received results at January 2014 meeting.

12. Provide administrative support in service to Monterey County RTA. Ongoing

Status: Ongoing support is being provided to MCRTA by MST staff.

13. Develop adequate staffing and organizational structure for MST and RTA.

Status: With the temporary resolution of issues between Department of Labor and State of California, MST has begun filling required positions. 10 new driver positions, two mechanics, and one Accounting/Budget Manager position have been filled.

14. Implement email and document retention policy. Dec 2013

Status: Ongoing, however due to recent staffing shortages implementation will likely be delayed until no later than March 2013.

15. Complete high/medium priority facility repair projects as funding allows.

Status: Information Technology server room construction completed, repairs to vehicle hoists, and TDA bus yard restriping, new shelters installed in King City, and miscellaneous repairs.

16. Adopt and execute federal and state legislative programs.

Status: MST sponsored state bills AB 730 (Alejo) MST Bonds, and AB 940 (Stone) Bus on Shoulder were signed by the Governor. Your Board has supported legislative language proposed by Santa Cruz METRO to provide MST and METRO staff and contractors the ability to enforce adopted ordinances. MST continues to actively lobby Congress on priority issues including continuation of the federal transit benefit to support military partnership routes.

17. Procure replacement buses as funding allows.

Status: Staff has accepted delivery of 11 minibuses for MST RIDES and 5 minibuses for MST fixed route service. MST has entered into a contract with Gillig Corporation for 15 new full sized buses pending award of \$5.0M federal State of Good repair grant, and is participating in a joint procurement for 2 commuter coaches for long distance commuter services.

18. Establish independent mobility management organization and adopt governance structure. Dec 2013

Status: Delayed/Discontinued. MST staff has developed draft articles of incorporation for new non-profit. After further research staff no longer recommends this action item to be continued.

19. Participate in local and regional planning activities to develop improved transit corridors and transfer locations including Hwy 1, Fort Ord, Salinas Amtrak station, and proposed downtown Monterey transit center.

Status: MST continues to participate in regional planning efforts in all of these areas. The proposed Monterey Transit Center is currently on hold. Staff is actively working with TAMC on researching Hwy 1 corridor improvements including potential bus rapid transit solutions. Construction of Salinas Amtrak station is scheduled to begin in March 2014.

20. Complete procurement of workers compensation third party administrator services. Dec 2013

Status: Completed in October 2014 Board agenda.

21. Actively participate in state and national trade associations to resolve issues related to Department of Labor dispute, MAP-21 implementation, California bus axle weights, and next federal transportation authorization funding bill.

Status: Ongoing with multiple MST staff members participating on various committees of the American Public Transit Association, Community Transportation Association of America, California Transit Association, and California Association For Coordinated Transportation.

Blank Page

ATTACHMENT 6

Thomas Walters & Associates, Inc.
25 Massachusetts Avenue, N.W., Suite 570
Washington, D.C. 20001
(202) 737-7523

MONTEREY-SALINAS TRANSIT Washington, D.C. Itinerary

Carl Sedoryk, General Manager/CEO
Hunter Harvath, Assistant General Manager

December 5-6, 2013

THURSDAY, DECEMBER 5, 2013

12:00pm - 1:00pm Small Operations Lunch (Hyatt Regency)

1:00 p.m. - 4:00 p.m. APTA Legislative Committee Meeting
Hyatt Regency - Regency Ballroom C&D
Staff Contact: Brian Tynan, btynan@apta.com

2:30 p.m. Andrew Brady, Professional Staff
House Transportation and Infrastructure Subcommittee on
Highways and Transit
B-376 Rayburn House Office Building
Contact: Andrew Brady – 225-6715

Subject: Federal Transit Labor Requirements (13-C Issue)

3:30 p.m. Anna Taylor, Professional Staff to Senator Charles Schumer (D-NY)
SH-322 Hart Senate Office Building
Contact: Anna Taylor – 224-6542

Subject:

5:30 - 7:30 p.m. Legislative Holiday Hill Reception
Rayburn Foyer, Rayburn House Office Building
Staff Contact: Brian Tynan, btynan@apta.com

7:30 – 9:00pm APTA Authorization Committee Dinner

FRIDAY, DECEMBER 6, 2013

8:30 a.m. **Ben Owen, Office of Planning and Environment
Federal Transit Administration**
East Building, 1200 New Jersey Avenue, S.E., 4th Floor
Washington, D.C. 20590
Contact: Ben Owen – 366-5602

Subject: Small Starts Program

10:00 a.m. - 1:00 p.m. **APTA Board of Directors**
APTA Offices
1666 K Street, NW, Suite 1100
Washington, DC Staff
Contact: Petra Mollet, pmollet@apta.com; Jim LaRusch,
jlarsch@apta.com

10:30 a.m. **Edward J. Moscatelli, Chief, Transportation Branch**
OACSIM, DAIM-ISL
Pentagon, 5C129A1 (enter thru 5C140)
Office: 703-695-6942

Subject: Military Transit Partnerships

12:00 Noon **Luncheon Meeting with Debbie Merrill, Legislative Director to
Congressman Sam Farr (D-CA)**
ACQUA AL2 Restaurant
212 7th Street, S.E. 202-525-4375

Board Report

MONTEREY - SALINAS TRANSIT

February 6, 2014 3:12 PM

Page 1

ADAWSON

Vendor Ledger Entry: Posting Date: 12/01/13..12/31/13

Check Date	Check No.	No.	Name	Description	Amount (\$)
12/02/13	33599	SAL28	CITY OF SALINAS	PERMIT FEES	47.25
12/02/13	33599	SAL28	CITY OF SALINAS	PERMIT FEES	185.69
12/02/13	33599	SAL28	CITY OF SALINAS	PERMIT FEES	247.50
12/02/13	33599	SAL28	CITY OF SALINAS	PERMIT FEES	247.50
					<hr/>
					727.94
12/05/13	33600	SAL45	SALINAS VALLEY MEMORIAL	CPR/AED-C.ARM BURSTER, MERILLANA, CHU	180.00
					<hr/>
					180.00
12/06/13	33601	ABB10	ABBOTT STREET RADIATOR	1089	1,613.80
12/06/13	33601	ABB10	ABBOTT STREET RADIATOR	1142	655.60
12/06/13	33602	AFLAC	AFLAC	SUPPLEMENTAL INS	4,715.18
12/06/13	33603	AIR25	AIRCAM PHOTOGRAPHY	AERIAL PHOTOS OF FREMONT & AGUAJIO JA	450.00
12/06/13	33604	AME01	AMERI PRIDE UNIFORM SERVICES	UNIFORM LAUNDRY SERVICES	462.07
12/06/13	33604	AME01	AMERI PRIDE UNIFORM SERVICES	UNIFORM LAUNDRY SERVICES	283.94
12/06/13	33604	AME01	AMERI PRIDE UNIFORM SERVICES	UNIFORM LAUNDRY SERVICES	110.82
12/06/13	33604	AME01	AMERI PRIDE UNIFORM SERVICES	UNIFORM LAUNDRY SERVICES	424.59
12/06/13	33604	AME01	AMERI PRIDE UNIFORM SERVICES	UNIFORM LAUNDRY SERVICES	27.71
12/06/13	33604	AME01	AMERI PRIDE UNIFORM SERVICES	UNIFORM LAUNDRY SERVICES	608.20
12/06/13	33604	AME01	AMERI PRIDE UNIFORM SERVICES	UNIFORM LAUNDRY SERVICES	27.71
12/06/13	33604	AME01	AMERI PRIDE UNIFORM SERVICES	UNIFORM LAUNDRY SERVICES	606.99
12/06/13	33605	AME02	AMERICAN LOCK & KEY	LOCK SERVICES/KEYS	13.62
12/06/13	33606	AME50	AMERICAN SUPPLY CO	SUPPLIES	787.92
12/06/13	33606	AME50	AMERICAN SUPPLY CO	SUPPLIES	338.30
12/06/13	33606	AME50	AMERICAN SUPPLY CO	SUPPLIES	77.35
12/06/13	33607	ATT15	AT&T MOBILITY	MIS SUPPORT	1,314.32
12/06/13	33608	ATT16	AT&T CALNET 2	PHONE SERVICE	8.75
12/06/13	33608	ATT16	AT&T CALNET 2	PHONE SERVICE	4,654.59
12/06/13	33609	AVA1S	AVAYA INC	TELEPHONE SERVICE	722.33
12/06/13	33610	BAT20	BATTERY SYSTEMS INC	BUS BATTERIES	597.70
12/06/13	33611	CAL92	CALIFORNIA WATER SERV CO	WATER SERVICE	396.94
12/06/13	33612	CAN40	CANON BUSINESS SOLUTIONS	PER COPY CHARGE FOR COPIER	237.96
12/06/13	33612	CAN40	CANON BUSINESS SOLUTIONS	PER COPY CHARGE FOR COPIER	662.33
12/06/13	33612	CAN40	CANON BUSINESS SOLUTIONS	PER COPY CHARGE FOR COPIER	237.96
12/06/13	33612	CAN40	CANON BUSINESS SOLUTIONS	PER COPY CHARGE FOR COPIER	415.67
12/06/13	33613	CAP10	CAPITOL CLUTCH AND BRAKE	898	155.82
12/06/13	33614	CAR2W	CARLON'S FIRE EXTINGUISHER	FIRST AID SUPPLIES/FIRE EXTINGUISHERS	75.52
12/06/13	33614	CAR2W	CARLON'S FIRE EXTINGUISHER	FIRST AID SUPPLIES/FIRE EXTINGUISHERS	113.25
12/06/13	33614	CAR2W	CARLON'S FIRE EXTINGUISHER	FIRST AID SUPPLIES/FIRE EXTINGUISHERS	66.31
12/06/13	33614	CAR2W	CARLON'S FIRE EXTINGUISHER	FIRST AID SUPPLIES/FIRE EXTINGUISHERS	134.92
12/06/13	33615	CAR40	CARMEL MARINA CORPORATION	MTX WASTE DISPOSAL	188.26
12/06/13	33616	CAS50	CASNER EXTERMINATING INC	PEST CONTROL	125.00
12/06/13	33616	CAS50	CASNER EXTERMINATING INC	PEST CONTROL	125.00
12/06/13	33617	CHI20	CHIDLAW MARKETING	ADVERTISING	4,837.00
12/06/13	33618	CLE20	CLEAR BLU ENVIRONMENTAL	STEAM CLEANER PARTS/REPAIR&SUPPLIES	777.60

Board Report

MONTEREY - SALINAS TRANSIT

February 6, 2014 3:14 PM

Page 2

ADAWSON

Check Date	Check No.	No.	Name	Description	Amount (\$)
12/06/13	33618	CLE20	CLEAR BLU ENVIRONMENTAL	STEAM CLEANER PARTS/REPAIR&SUPPLIES	93.86
12/06/13	33618	CLE20	CLEAR BLU ENVIRONMENTAL	STEAM CLEANER PARTS/REPAIR&SUPPLIES	1,092.76
12/06/13	33619	COA50	COAST OIL COMPANY LLC	FUEL	25,038.18
12/06/13	33619	COA50	COAST OIL COMPANY LLC	FUEL	25,236.06
12/06/13	33619	COA50	COAST OIL COMPANY LLC	FUEL	1,955.30
12/06/13	33619	COA50	COAST OIL COMPANY LLC	FUEL	25,226.13
12/06/13	33619	COA50	COAST OIL COMPANY LLC	FUEL	25,170.94
12/06/13	33620	COA51	COAST OIL COMPANY, LLC	FUEL	2,051.18
12/06/13	33620	COA51	COAST OIL COMPANY, LLC	FUEL	11,418.06
12/06/13	33620	COA51	COAST OIL COMPANY, LLC	FUEL	8,333.60
12/06/13	33620	COA51	COAST OIL COMPANY, LLC	FUEL	5,342.95
12/06/13	33620	COA51	COAST OIL COMPANY, LLC	FUEL	12,196.83
12/06/13	33620	COA51	COAST OIL COMPANY, LLC	FUEL	8,875.97
12/06/13	33622	COM10	COMMERCIAL TRUCK	369	104.40
12/06/13	33622	COM10	COMMERCIAL TRUCK	1100	342.67
12/06/13	33622	COM10	COMMERCIAL TRUCK	1104	273.70
12/06/13	33622	COM10	COMMERCIAL TRUCK	376	47.15
12/06/13	33622	COM10	COMMERCIAL TRUCK	373	36.70
12/06/13	33622	COM10	COMMERCIAL TRUCK	1107	2,368.34
12/06/13	33622	COM10	COMMERCIAL TRUCK	1130	234.77
12/06/13	33622	COM10	COMMERCIAL TRUCK	1122	6.77
12/06/13	33622	COM10	COMMERCIAL TRUCK	1159 s/b 1041	18.06
12/06/13	33622	COM10	COMMERCIAL TRUCK	1144	1,179.88
12/06/13	33622	COM10	COMMERCIAL TRUCK	383	243.50
12/06/13	33622	COM10	COMMERCIAL TRUCK	1163	195.54
12/06/13	33622	COM10	COMMERCIAL TRUCK	1150	117.38
12/06/13	33622	COM10	COMMERCIAL TRUCK	1158	303.25
12/06/13	33622	COM10	COMMERCIAL TRUCK	1052	-387.00
12/06/13	33622	COM10	COMMERCIAL TRUCK	1052	-387.00
12/06/13	33622	COM10	COMMERCIAL TRUCK	1218	-387.00
12/06/13	33622	COM10	COMMERCIAL TRUCK	1107	-483.75
12/06/13	33623	CRA10	CRAZY DRAINS INC	HYDRO JET CLEANING	571.00
12/06/13	33624	CSC10	C S C OF SALINAS	SHOP SUPPLIES	6.43
12/06/13	33625	CUM10	CUMMINS PACIFIC	1081	153.74
12/06/13	33625	CUM10	CUMMINS PACIFIC	1081	219.99
12/06/13	33625	CUM10	CUMMINS PACIFIC	1112	148.01
12/06/13	33625	CUM10	CUMMINS PACIFIC	1045	175.93
12/06/13	33625	CUM10	CUMMINS PACIFIC	984	11.72
12/06/13	33626	CUR10	BILL CHANGER SERVICE INC	CHANGE MACHINE/SUPPLIES	475.75
12/06/13	33627	DEV10	DEVIN-DURHAM-BURK	GARNISH/1897	246.00
12/06/13	33627	DEV10	DEVIN-DURHAM-BURK	GARNISH/1925	92.31
12/06/13	33627	DEV10	DEVIN-DURHAM-BURK	GARNISH/2176	69.23
12/06/13	33627	DEV10	DEVIN-DURHAM-BURK	GARNISH/2132	46.15
12/06/13	33628	DIE10	DIESEL MARINE ELECTRIC	1038	1,193.25
12/06/13	33628	DIE10	DIESEL MARINE ELECTRIC	1149	17.74
12/06/13	33628	DIE10	DIESEL MARINE ELECTRIC	1132	1,080.38
12/06/13	33628	DIE10	DIESEL MARINE ELECTRIC	1131	1,687.75
12/06/13	33628	DIE10	DIESEL MARINE ELECTRIC	1141	843.88

Board Report

MONTEREY - SALINAS TRANSIT

February 6, 2014 3:14 PM

Page 3

ADAWSON

Check Date	Check No.	No.	Name	Description	Amount (\$)
12/06/13	33628	DIE10	DIESEL MARINE ELECTRIC	1129	352.34
12/06/13	33629	EDW10	EDWARDS TRUCK CENTER	372	82.34
12/06/13	33630	ELEDIS	ELECTRICAL DISTRIBUTORS CO	ELEC SUPPLIES	6.44
12/06/13	33631	FED30	FEDEX OFFICE	MST RIDES HANDBOOKS	563.46
12/06/13	33632	FER30	FERRIS HOIST AND REPAIR INC	EQUIPMENT REPAIRS/MAINT	2,465.85
12/06/13	33633	FIR10	FIRST ALARM SECURITY	SECURITY GUARD SERVICES FY2014	8,395.80
12/06/13	33634	FRA70	FRANCHISE TAX BOARD	GARNISH/1828	98.15
12/06/13	33635	GFI10	GFI GENFARE, AN SPX DIVISION	:MB119 keyes for MV fareboxes	126.57
12/06/13	33640	GIL10	GILLIG LLC	352	42.66
12/06/13	33640	GIL10	GILLIG LLC	371	675.27
12/06/13	33640	GIL10	GILLIG LLC	374	37.76
12/06/13	33640	GIL10	GILLIG LLC	908	71.76
12/06/13	33640	GIL10	GILLIG LLC	971	47.84
12/06/13	33640	GIL10	GILLIG LLC	988	94.43
12/06/13	33640	GIL10	GILLIG LLC	988	143.51
12/06/13	33640	GIL10	GILLIG LLC	1051	69.68
12/06/13	33640	GIL10	GILLIG LLC	1063	228.06
12/06/13	33640	GIL10	GILLIG LLC	1066	316.40
12/06/13	33640	GIL10	GILLIG LLC	1066	25.22
12/06/13	33640	GIL10	GILLIG LLC	1068	430.00
12/06/13	33640	GIL10	GILLIG LLC	1069	502.53
12/06/13	33640	GIL10	GILLIG LLC	1071	165.78
12/06/13	33640	GIL10	GILLIG LLC	1079	525.03
12/06/13	33640	GIL10	GILLIG LLC	1079	6.97
12/06/13	33640	GIL10	GILLIG LLC	1083	617.59
12/06/13	33640	GIL10	GILLIG LLC	1083	2.69
12/06/13	33640	GIL10	GILLIG LLC	1083	1.25
12/06/13	33640	GIL10	GILLIG LLC	1088	1,330.02
12/06/13	33640	GIL10	GILLIG LLC	1093	198.11
12/06/13	33640	GIL10	GILLIG LLC	1094	317.04
12/06/13	33640	GIL10	GILLIG LLC	1095	667.95
12/06/13	33640	GIL10	GILLIG LLC	1105	316.95
12/06/13	33640	GIL10	GILLIG LLC	1106	430.00
12/06/13	33640	GIL10	GILLIG LLC	1108	195.62
12/06/13	33640	GIL10	GILLIG LLC	1110	0.32
12/06/13	33640	GIL10	GILLIG LLC	1110	204.85
12/06/13	33640	GIL10	GILLIG LLC	1115	430.00
12/06/13	33640	GIL10	GILLIG LLC	1119	121.17
12/06/13	33640	GIL10	GILLIG LLC	756	455.72
12/06/13	33640	GIL10	GILLIG LLC	796	397.11
12/06/13	33640	GIL10	GILLIG LLC	890	333.81
12/06/13	33640	GIL10	GILLIG LLC	943	44.70
12/06/13	33640	GIL10	GILLIG LLC	995	63.23
12/06/13	33640	GIL10	GILLIG LLC	995	22.92
12/06/13	33640	GIL10	GILLIG LLC	424	0.82
12/06/13	33640	GIL10	GILLIG LLC	261	73.84
12/06/13	33640	GIL10	GILLIG LLC	908	60.39
12/06/13	33640	GIL10	GILLIG LLC	974	206.44

Board Report

MONTEREY - SALINAS TRANSIT

February 6, 2014 3:14 PM

Page 4

ADAWSON

Check Date	Check No.	No.	Name	Description	Amount (\$)
12/06/13	33640	GIL10	GILLIG LLC	992	25.56
12/06/13	33640	GIL10	GILLIG LLC	832	5.32
12/06/13	33640	GIL10	GILLIG LLC	854	152.87
12/06/13	33640	GIL10	GILLIG LLC	1096	161.72
12/06/13	33640	GIL10	GILLIG LLC	1043	235.44
12/06/13	33640	GIL10	GILLIG LLC	945	-98.76
12/06/13	33640	GIL10	GILLIG LLC	726	-378.88
12/06/13	33640	GIL10	GILLIG LLC	727	-381.63
12/06/13	33640	GIL10	GILLIG LLC	1032	33.83
12/06/13	33640	GIL10	GILLIG LLC	1103	70.95
12/06/13	33641	GRA30	GRAINGER	SHOP/MAINT SUPPLIES	127.18
12/06/13	33641	GRA30	GRAINGER	SHOP/MAINT SUPPLIES	292.63
12/06/13	33641	GRA30	GRAINGER	SHOP/MAINT SUPPLIES	97.54
12/06/13	33641	GRA30	GRAINGER	SHOP/MAINT SUPPLIES	93.55
12/06/13	33641	GRA30	GRAINGER	SHOP/MAINT SUPPLIES	70.00
12/06/13	33642	GRA50	GRAYBAR	COMPUTER SUPPLIES	490.57
12/06/13	33643	GRE50	GREEN VALLEY IND SUPPLY	BUILDING & EQUIP MAINT	101.83
12/06/13	33644	GUARD	GUARDIAN	DENTAL/LIFE GROUP ID 00473604	19,332.49
12/06/13	33645	HAR75	BRIAN HUNTER HARVATH	REIM TRAVEL-SAN DIEGO	330.28
12/06/13	33645	HAR75	BRIAN HUNTER HARVATH	TRAVEL REIM-CTA CONF	649.35
12/06/13	33646	HAW15	HAWKINS TRAFFIC SAFETY	SAFETY SIGNS/MATERIALS	511.08
12/06/13	33647	HOL31	HOLT DIST. & CLEAN AIR FILTER CO.	1116	520.52
12/06/13	33647	HOL31	HOLT DIST. & CLEAN AIR FILTER CO.	1101	392.47
12/06/13	33647	HOL31	HOLT DIST. & CLEAN AIR FILTER CO.	1154	263.64
12/06/13	33648	ICM10	ICMA RETIREMENT TRUST-457	EE CONTRIBUTIONS	1,891.53
12/06/13	33649	IMP10	IMPERIAL SUPPLIES LLC	BOLTS, NUTS & ELECTRICAL FASTNERS	29.87
12/06/13	33649	IMP10	IMPERIAL SUPPLIES LLC	SHOP SUPPLIES	439.27
12/06/13	33649	IMP10	IMPERIAL SUPPLIES LLC	SHOP SUPPLIES	27.33
12/06/13	33650	INT10	INTEGRITY PRINTING	LABELS/FORMS/BUS CARDS	564.20
12/06/13	33651	JET1S	JET REPORTS	Annual Enhancement 11/8/13 - 11/8/14	845.60
12/06/13	33652	LAR10	LARGE'S METAL FABRICATION, INC		29.34
12/06/13	33652	LAR10	LARGE'S METAL FABRICATION, INC	AVL/MDT MOUNTING HARDWARE	2,086.00
12/06/13	33653	LIN15	LINWOOD CAPITAL, LLC	FUEL PURCHASING PROGRAM	1,500.00
12/06/13	33654	MAJIC	MAJIC CONSULTING GROUP	2013 ONBOARD PASSENGER SURVEY	8,237.35
12/06/13	33655	MAN10	MANLEY SOLUTIONS	LS300 Wireless unit	598.45
12/06/13	33656	MAX1S	TRAPEZE	COMPUTER SUPPORT	8,500.00
12/06/13	33657	MCI2S	MCI SERVICE PARTS INC	1161	596.92
12/06/13	33657	MCI2S	MCI SERVICE PARTS INC	1171	115.93
12/06/13	33657	MCI2S	MCI SERVICE PARTS INC	1155	77.00
12/06/13	33658	MOH1S	MOHAWK MFG AND SUPPLY	1190	298.21
12/06/13	33658	MOH1S	MOHAWK MFG AND SUPPLY	1169	242.33
12/06/13	33659	MON23	MONTEREY BAY URGENT CARE	PHYSICAL EXAMS - ANDRADA, L.	58.00
12/06/13	33659	MON23	MONTEREY BAY URGENT CARE	PHYSICAL EXAMS - RAMIREZ, S.	58.00
12/06/13	33659	MON23	MONTEREY BAY URGENT CARE	PHYSICAL EXAMS - OMALLEY, S.	50.00
12/06/13	33659	MON23	MONTEREY BAY URGENT CARE	PHYSICAL EXAMS - LITTLE CROW, J	50.00
12/06/13	33660	MON24	MONTEREY BAY NETWORKS		495.00
12/06/13	33661	MON51	MONTEREY REGIONAL WATER	SEWER SERVICE	19.50
12/06/13	33661	MON51	MONTEREY REGIONAL WATER	SEWER SERVICE	1,042.03

Board Report

MONTEREY - SALINAS TRANSIT

February 6, 2014 3:14 PM

Page 5

ADAWSON

Check Date	Check No.	No.	Name	Description	Amount (\$)
12/06/13	33662	MON75	MONTEREY COUNTY HOSP ASSN	HOSPITALITY LUNCHEON	30.00
12/06/13	33663	NEV40	NEVADA STATE TREASURER	GARNISH/2233	2.00
12/06/13	33664	NOV10	NOVUS WINDSHIELD REPAIR	WINDSHIELD REPAIRS #1805	49.00
12/06/13	33664	NOV10	NOVUS WINDSHIELD REPAIR	WINDSHIELD REPAIRS BUS 4501	49.00
12/06/13	33665	OKL10	OKLAHOMA DEPT OF HUMAN SVCS	GARNISH/2132	165.36
12/06/13	33666	PAC20	PACIFIC GAS AND ELECTRIC CO	UTILITIES	87.18
12/06/13	33666	PAC20	PACIFIC GAS AND ELECTRIC CO	UTILITIES	21.77
12/06/13	33667	PAC60	PACIFIC TRUCK PARTS INC	1091	245.67
12/06/13	33667	PAC60	PACIFIC TRUCK PARTS INC	1117	702.64
12/06/13	33667	PAC60	PACIFIC TRUCK PARTS INC	VEHICLE MAINT PARTS	76.33
12/06/13	33667	PAC60	PACIFIC TRUCK PARTS INC	379	16.13
12/06/13	33667	PAC60	PACIFIC TRUCK PARTS INC	1139	300.00
12/06/13	33667	PAC60	PACIFIC TRUCK PARTS INC	POR-9769	161.91
12/06/13	33667	PAC60	PACIFIC TRUCK PARTS INC	VEHICLE MAINT PARTS	51.92
12/06/13	33667	PAC60	PACIFIC TRUCK PARTS INC	#1091	29.82
12/06/13	33668	PIT20	PITNEY BOWES	SUPPLIES / METER RENTAL	132.71
12/06/13	33669	PRE30	PREMIUM AUTO PARTS	VEHICLE MAINT PARTS/SHOP SUPPLIES	52.34
12/06/13	33669	PRE30	PREMIUM AUTO PARTS	VEHICLE MAINT PARTS/SHOP SUPPLIES	26.17
12/06/13	33670	PRE40	PREFERRED ALLIANCE INC	DRUG & ALCOHOL TESTING	330.00
12/06/13	33671	PUB11	CALIFORNIA PUBLIC EMPLOYEES	HEALTH INS. ID #7468015141	215,440.23
12/06/13	33672	QUA10	QUALITY WATER ENTERPRISES	DRINKING WATER SERVICE	30.42
12/06/13	33673	RED20	RED WING SHOE STORE	SAFETY BOOTS - RUELAS, A	133.11
12/06/13	33674	SAF20	SAFETEQUIP	SAFETY & PROTECTIVE SUPPLIES	237.58
12/06/13	33675	SANLUI	SAN LUIS OBISPO REGIONAL	LINE 83 SERVICE -- OCT	7,992.53
12/06/13	33676	SCADU	SCADU	GARNISH/2233	180.00
12/06/13	33677	SNO80	SNOW WHITE CUSTODIAL SRV	JANITORIAL SERVICES-SEP	11,900.00
12/06/13	33678	SPE10	SPECTRUM AUTO	MARKER LIGHT	51.08
12/06/13	33678	SPE10	SPECTRUM AUTO	PO 3633 bus 1717	1,726.20
12/06/13	33679	SPR10	SPRINT	CELL PHONE SERVICE	463.50
12/06/13	33680	STA1S	STAPLES CREDIT PLAN	OFFICE SUPPLIES	251.27
12/06/13	33681	STA2S	STAPLES BUSINES ADVANTAGE	OFFICE SUPPLIES	81.43
12/06/13	33681	STA2S	STAPLES BUSINES ADVANTAGE	OFFICE SUPPLIES	45.35
12/06/13	33681	STA2S	STAPLES BUSINES ADVANTAGE	OFFICE SUPPLIES	113.74
12/06/13	33681	STA2S	STAPLES BUSINES ADVANTAGE	OFFICE SUPPLIES	96.20
12/06/13	33681	STA2S	STAPLES BUSINES ADVANTAGE	OFFICE SUPPLIES	112.93
12/06/13	33681	STA2S	STAPLES BUSINES ADVANTAGE	OFFICE SUPPLIES	129.68
12/06/13	33681	STA2S	STAPLES BUSINES ADVANTAGE	OFFICE SUPPLIES	24.24
12/06/13	33681	STA2S	STAPLES BUSINES ADVANTAGE	OFFICE SUPPLIES	282.53
12/06/13	33682	THO20	ANTOINETTE THOMPSON	GARNISH/1729	386.77
12/06/13	33683	TIAGRE	TIANNA GREENE	REPLACE CART WHEEL	27.00
12/06/13	33684	TIM20	TIMS GARDENING SERVICE	LANDSCAPING SERVICES	2,525.00
12/06/13	33685	TIM20	TIMS GARDENING SERVICE	LANDSCAPING SERVICES	455.00
12/06/13	33686	TRA1S	TRANSAMERICA LIFE INSURANCE CO	SUPPLEMENTAL LIFE INS.	138.74
12/06/13	33687	TRA5S	TRAPEZE SOFTWARE GROUP	ME10 Tracking SW & Airtime	190.00
12/06/13	33687	TRA5S	TRAPEZE SOFTWARE GROUP	ME10 Tracking SW & Airtime	190.00
12/06/13	33687	TRA5S	TRAPEZE SOFTWARE GROUP	ME10 Tracking SW & Airtime	190.00
12/06/13	33688	TRA80	Trapeze Software Group		1,799.81
12/06/13	33689	UNI40	UNITED STATES TREASURY	GARNISH/1877	100.00

Board Report

MONTEREY - SALINAS TRANSIT

February 6, 2014 3:14 PM

Page 6

ADAWSON

Check Date	Check No.	No.	Name	Description	Amount (\$)
12/06/13	33690	UNI45	UNITED STATES TREASURY	GARNISH/2165	92.31
12/06/13	33691	VAL20	VALLEY PACIFIC PETROLEUM SVCS	LUBRICANTS	1,156.00
12/06/13	33691	VAL20	VALLEY PACIFIC PETROLEUM SVCS	LUBRICANTS	895.71
12/06/13	33692	VER40	VERIZON WIRELESS	WIRELESS SERVICE	217.30
12/06/13	33692	VER40	VERIZON WIRELESS	WIRELESS SERVICE	778.76
12/06/13	33693	WAL2S	THOMAS WALTERS AND ASSOC INC	WASH DC CONSULTANT	5,015.61
12/06/13	33694	WAS20	WASHINGTON STATE SUPPORT	GARNISH/2070	226.16
12/06/13	33695	WHI10	WHITSON ENGINEERS	PROFESSIONAL SERVICES-TDA RENOVATE	2,797.00
12/06/13	33695	WHI10	WHITSON ENGINEERS	PROFESSIONAL SERVICES-TDA RENOVATE	4,410.50
12/06/13	33696	WIL40	WILLIAMSON BODY AND PAINT	BUS PAINTING 5505-5511	3,191.75
12/06/13	33697	WOR1W	WORKWELL MEDICAL GRP INC	PHYSICAL EXAMS CAMPOS & TORRECILLAS	145.00
12/06/13	33698	WOR55	WORK WORLD AMERICA INC	SAFETY BOOTS -AGGUIRE, M	150.00
					<hr/>
					529,767.66
12/06/13	33699	VAL60	VALLEY POWER SYSTEMS INC	TURBO #1806	4,435.22
					<hr/>
					4,435.22
12/10/13	33700	ALL10	ALLIED WIRE & CABLE	Beldon 8719 Cable	375.73
					<hr/>
					375.73
12/11/13	33701	ALVEDW	ALVIN EDWARDS	DIRECTORS FEES	100.00
12/11/13	33702	ARM10	FERNANDO ARMENTA	DIRECTOR FEES	100.00
12/11/13	33703	BAR50	TONY BARRERA	DIRECTORS FEES	100.00
12/11/13	33704	BEAVIC	VICTORIA BEACH	DIRECTORS FEES	100.00
12/11/13	33705	CLA10	KRISTIN CLARK	DIRECTORS FEES	100.00
12/11/13	33706	COH10	ALAN COHEN	DIRECTOR FEES	100.00
12/11/13	33707	DAVPEN	DAVID K PENDERGRASS	DIRECTORS FEES	100.00
12/11/13	33708	DOW10	ELIZABETH J DOWNEY	DIRECTORS FEES	100.00
12/11/13	33709	FRAOCO	FRANK O'CONNELL	DIRECTORS FEES	100.00
12/11/13	33710	MARORO	MARIA OROZCO	DIRECTORS FEES	100.00
12/11/13	33711	PATSTE	PATRICIA D STEPHENS	DIRECTORS FEES	100.00
12/11/13	33712	TERHUG	TERRY HUGHES	DIRECTORS FEES	100.00
					<hr/>
					1,200.00
12/20/13	33713	ACS10	A & C SIGNS	Decals for 5505-5511 and Installation	3,360.00
12/20/13	33714	AIRLUB	AIR & LUBE SYSTEMS, INC	SHOP EQUIPMENT SERVICE	1,392.69
12/20/13	33714	AIRLUB	AIR & LUBE SYSTEMS, INC	SHOP EQUIPMENT SERVICE	1,594.55
12/20/13	33715	ALL01	ALLIANCE ON AGING, INC.	247 MAIN ST, ROOM 106	565.00
12/20/13	33716	ALL10	ALLIED WIRE & CABLE		84.43
12/20/13	33717	AMA10	AMALGAMATED TRANSIT UNION	UNION DUES	10,459.85
12/20/13	33719	AME01	AMERI PRIDE UNIFORM SERVICES	UNIFORM LAUNDRY SERVICES	632.42
12/20/13	33719	AME01	AMERI PRIDE UNIFORM SERVICES	UNIFORM LAUNDRY SERVICES	96.93
12/20/13	33719	AME01	AMERI PRIDE UNIFORM SERVICES	UNIFORM LAUNDRY SERVICES	288.98
12/20/13	33719	AME01	AMERI PRIDE UNIFORM SERVICES	UNIFORM LAUNDRY SERVICES	290.48

Board Report

MONTEREY - SALINAS TRANSIT

February 6, 2014 3:14 PM

Page 7

ADAWSON

Check Date	Check No.	No.	Name	Description	Amount (\$)
12/20/13	33719	AME01	AMERI PRIDE UNIFORM SERVICES	UNIFORM LAUNDRY SERVICES	443.10
12/20/13	33719	AME01	AMERI PRIDE UNIFORM SERVICES	UNIFORM LAUNDRY SERVICES	76.78
12/20/13	33719	AME01	AMERI PRIDE UNIFORM SERVICES	UNIFORM LAUNDRY SERVICES	96.93
12/20/13	33719	AME01	AMERI PRIDE UNIFORM SERVICES	UNIFORM LAUNDRY SERVICES	27.71
12/20/13	33719	AME01	AMERI PRIDE UNIFORM SERVICES	UNIFORM LAUNDRY SERVICES	283.94
12/20/13	33719	AME01	AMERI PRIDE UNIFORM SERVICES	UNIFORM LAUNDRY SERVICES	395.65
12/20/13	33719	AME01	AMERI PRIDE UNIFORM SERVICES	UNIFORM LAUNDRY SERVICES	105.58
12/20/13	33719	AME01	AMERI PRIDE UNIFORM SERVICES	UNIFORM LAUNDRY SERVICES	201.80
12/20/13	33719	AME01	AMERI PRIDE UNIFORM SERVICES	UNIFORM LAUNDRY SERVICES	768.63
12/20/13	33720	AME02	AMERICAN LOCK & KEY	LOCK SERVICES/KEYS	5.32
12/20/13	33721	AME40	AMERICAN PLUMBING	PLUMBING SERVICES	159.27
12/20/13	33721	AME40	AMERICAN PLUMBING	PLUMBING SERVICES	3,425.01
12/20/13	33721	AME40	AMERICAN PLUMBING	PLUMBING SERVICES	859.82
12/20/13	33722	AND2M	ANDERSEN'S LOCK AND SAFE	LOCK REPAIRS/MAINT	110.89
12/20/13	33723	ANN10	ANNUVIA	AUTOMATIC EXTERNAL DEFIBULATORS	1,675.92
12/20/13	33724	ATT10	AT&T	TELEPHONE SERVICE	460.39
12/20/13	33724	ATT10	AT&T	TELEPHONE SERVICE	81.29
12/20/13	33725	ATT12	AT & T LONG DISTANCE	LONG DISTANCE SERVICE	3,950.31
12/20/13	33726	BAT20	BATTERY SYSTEMS INC	BUS BATTERIES	896.55
12/20/13	33726	BAT20	BATTERY SYSTEMS INC	385	896.55
12/20/13	33727	BRE50	BRENTS ELECTRICAL SERV	SHOP ELECTRICAL	1,254.80
12/20/13	33728	BRI20	RENEE BRINCKS	FREELANCE WRITER FOR 2013 ANNUAL REP	1,524.00
12/20/13	33729	BRO60	REPUBLIC SERVICES	WASTE DISPOSAL SERVICES	99.36
12/20/13	33729	BRO60	REPUBLIC SERVICES	WASTE DISPOSAL SERVICES	375.36
12/20/13	33729	BRO60	REPUBLIC SERVICES	WASTE DISPOSAL SERVICES	716.42
12/20/13	33730	CAL82	CALIFORNIA TRANSPORT LLC	TOWING SERVICES #1101 & #1113	500.00
12/20/13	33730	CAL82	CALIFORNIA TRANSPORT LLC	TOWING SERVICES #1101 & #1113	187.50
12/20/13	33731	CAL84	CALIF TRANSIT INS POOL	LIABILITY INS DEDUCTIBLE FOR 11/13	5,312.04
12/20/13	33732	CAL86	CALIFORNIA TRANSIT ASSN	DUES 01/01/14-01/01/15	12,145.00
12/20/13	33733	CAL92	CALIFORNIA WATER SERV CO	WATER SERVICE	28.84
12/20/13	33733	CAL92	CALIFORNIA WATER SERV CO	WATER SERVICE	100.20
12/20/13	33734	CAR2W	CARLON'S FIRE EXTINGUISHER	FIRST AID SUPPLIES/FIRE EXTINGUISHERS	93.00
12/20/13	33736	CAS50	CASNER EXTERMINATING INC	PEST CONTROL	125.00
12/20/13	33736	CAS50	CASNER EXTERMINATING INC	PEST CONTROL	125.00
12/20/13	33736	CAS50	CASNER EXTERMINATING INC	PEST CONTROL	125.00
12/20/13	33736	CAS50	CASNER EXTERMINATING INC	PEST CONTROL ON BUSES	375.00
12/20/13	33736	CAS50	CASNER EXTERMINATING INC	PEST CONTROL ON BUSES	225.00
12/20/13	33736	CAS50	CASNER EXTERMINATING INC	PEST CONTROL ON BUSES	450.00
12/20/13	33736	CAS50	CASNER EXTERMINATING INC	PEST CONTROL ON BUSES	450.00
12/20/13	33736	CAS50	CASNER EXTERMINATING INC	PEST CONTROL ON BUSES	425.00
12/20/13	33736	CAS50	CASNER EXTERMINATING INC	PEST CONTROL ON BUSES	425.00
12/20/13	33736	CAS50	CASNER EXTERMINATING INC	PEST CONTROL ON BUSES	665.00
12/20/13	33736	CAS50	CASNER EXTERMINATING INC	PEST CONTROL ON BUSES	255.00
12/20/13	33736	CAS50	CASNER EXTERMINATING INC	PEST CONTROL ON BUSES	500.00
12/20/13	33736	CAS50	CASNER EXTERMINATING INC	PEST CONTROL ON BUSES	425.00
12/20/13	33736	CAS50	CASNER EXTERMINATING INC	PEST CONTROL ON BUSES	425.00
12/20/13	33737	CEN25	CENTRAL COAST CAB	SERVICES	2,683.00

Board Report

MONTEREY - SALINAS TRANSIT

February 6, 2014 3:14 PM

Page 8

ADAWSON

Check Date	Check No.	No.	Name	Description	Amount (\$)
12/20/13	33738	CHA10	CHAN ASSOCIATES LLC	3MC RENT	3,785.00
12/20/13	33739	CHI20	CHIDLAW MARKETING	ADVERTISING	3,069.00
12/20/13	33739	CHI20	CHIDLAW MARKETING	ADVERTISING-BRT	800.00
12/20/13	33740	CIT21	CITY OF GREENFIELD	CITY OF GREENFIELD	200.00
12/20/13	33741	CLE20	CLEAR BLU ENVIRONMENTAL	STEAM CLEANER PARTS/REPAIR&SUPPLIES	792.03
12/20/13	33742	COA50	COAST OIL COMPANY LLC	FUEL	1,808.88
12/20/13	33742	COA50	COAST OIL COMPANY LLC	FUEL	25,242.93
12/20/13	33742	COA50	COAST OIL COMPANY LLC	FUEL	24,646.49
12/20/13	33742	COA50	COAST OIL COMPANY LLC	FUEL	24,771.02
12/20/13	33743	COA51	COAST OIL COMPANY, LLC	FUEL	1,252.30
12/20/13	33743	COA51	COAST OIL COMPANY, LLC	FUEL	8,451.39
12/20/13	33743	COA51	COAST OIL COMPANY, LLC	FUEL	10,361.46
12/20/13	33743	COA51	COAST OIL COMPANY, LLC	FUEL	12,006.02
12/20/13	33743	COA51	COAST OIL COMPANY, LLC	FUEL	7,741.19
12/20/13	33744	COL7S	COLORADO BANKERS LIFE	SUPPLEMENTAL LIFE	184.08
12/20/13	33747	COM10	COMMERCIAL TRUCK	1166	36.70
12/20/13	33747	COM10	COMMERCIAL TRUCK	1166	162.08
12/20/13	33747	COM10	COMMERCIAL TRUCK	1183	473.33
12/20/13	33747	COM10	COMMERCIAL TRUCK	1118	42.22
12/20/13	33747	COM10	COMMERCIAL TRUCK	1031	3.28
12/20/13	33747	COM10	COMMERCIAL TRUCK	1205	192.76
12/20/13	33747	COM10	COMMERCIAL TRUCK	1204	193.51
12/20/13	33747	COM10	COMMERCIAL TRUCK	1194	110.26
12/20/13	33747	COM10	COMMERCIAL TRUCK	1177	152.90
12/20/13	33747	COM10	COMMERCIAL TRUCK	1173	184.08
12/20/13	33747	COM10	COMMERCIAL TRUCK	1166	56.82
12/20/13	33747	COM10	COMMERCIAL TRUCK	405	103.24
12/20/13	33747	COM10	COMMERCIAL TRUCK	400	83.91
12/20/13	33747	COM10	COMMERCIAL TRUCK	399	1,270.67
12/20/13	33747	COM10	COMMERCIAL TRUCK	1077	54.55
12/20/13	33747	COM10	COMMERCIAL TRUCK	1179	198.82
12/20/13	33747	COM10	COMMERCIAL TRUCK	1211	-77.40
12/20/13	33747	COM10	COMMERCIAL TRUCK	1256	-47.41
12/20/13	33747	COM10	COMMERCIAL TRUCK	1242	-193.50
12/20/13	33747	COM10	COMMERCIAL TRUCK	1231	-129.00
12/20/13	33747	COM10	COMMERCIAL TRUCK	1222	-483.75
12/20/13	33748	CON50	CONSOLIDATED ELECTRICAL	BLDG MAINT SUPPLIES	27.35
12/20/13	33748	CON50	CONSOLIDATED ELECTRICAL	BLDG MAINT SUPPLIES	63.96
12/20/13	33748	CON50	CONSOLIDATED ELECTRICAL	BLDG MAINT SUPPLIES	159.60
12/20/13	33749	COS20	MCMC LLC	WORKERS COMP SERVICES/COST CONTAIN	2,500.00
12/20/13	33750	CRE50	CREATIVE PIPES, INC	BRT JAZZ-TRASH RECEPTACLE	1,494.25
12/20/13	33751	CSC10	C S C OF SALINAS	SUPPLIES/MAINT	41.88
12/20/13	33751	CSC10	C S C OF SALINAS	SUPPLIES/MAINT	87.71
12/20/13	33751	CSC10	C S C OF SALINAS	SUPPLIES/MAINT	77.88
12/20/13	33751	CSC10	C S C OF SALINAS	SUPPLIES/MAINT	274.55
12/20/13	33752	CUIYAO	CUILUAN YAO	PASSENGER FARE REFUND	20.00
12/20/13	33753	CUM10	CUMMINS PACIFIC	1081	426.22
12/20/13	33754	DEL1M	DE LAY AND LAREDO	LEGAL SERVICES	16,579.80

Board Report

MONTEREY - SALINAS TRANSIT

February 6, 2014 3:14 PM

Page 9

ADAWSON

Check Date	Check No.	No.	Name	Description	Amount (\$)
12/20/13	33755	DEL50	DELL MARKETING L P	Computer supplies	1,169.78
12/20/13	33756	DEP10	DEPARTMENT OF INDUSTRIAL RELATION	Workers Compensation Assessment	2,049.13
12/20/13	33757	DEV10	DEVIN-DURHAM-BURK	GARNISH/1897	246.00
12/20/13	33757	DEV10	DEVIN-DURHAM-BURK	GARNISH/1925	92.31
12/20/13	33757	DEV10	DEVIN-DURHAM-BURK	GARNISH/2176	69.23
12/20/13	33757	DEV10	DEVIN-DURHAM-BURK	GARNISH/2132	46.15
12/20/13	33758	DIG3S	DIGI-KEY CORPORATION 290506	FAREBOX MAINT PARTS	171.11
12/20/13	33759	DONCAN	DONA CANALES	PASSENGER FARE REFUND	95.00
12/20/13	33760	EAS41	EASY STREET BILLIARDS	RESTROOM-MONTEREY	250.00
12/20/13	33761	EDW10	EDWARDS TRUCK CENTER	396	243.89
12/20/13	33762	ELM10	ELMERS AUTO PARTS	PARTS/SHOP SUPPLIES	98.26
12/20/13	33762	ELM10	ELMERS AUTO PARTS	PARTS/SHOP SUPPLIES	2.26
12/20/13	33762	ELM10	ELMERS AUTO PARTS	PARTS/SHOP SUPPLIES	51.82
12/20/13	33763	ESO10	e SOFTWARE PROFESSIONALS	ACCOUNTING SOFTWARE SUPPORT	87.50
12/20/13	33764	EVE10	EVERGREEN OIL INC	HAZARDOUS WASTE DISP/ANTIFREEZE	1,240.00
12/20/13	33764	EVE10	EVERGREEN OIL INC	HAZARDOUS WASTE DISP/ANTIFREEZE	579.84
12/20/13	33765	FIR10	FIRST ALARM SECURITY	SECURITY GUARD SERVICES FY2014	2,230.80
12/20/13	33765	FIR10	FIRST ALARM SECURITY	SECURITY SERVICES for 10/31 MTX	2,230.80
12/20/13	33766	FIR20	FIRST ALARM	Monitor Alarm for TDA/MTX 1/1/14 to 3/31/14	111.00
12/20/13	33766	FIR20	FIRST ALARM	Monitor Alarm for TDA/MTX 1/1/14 to 3/31/14	368.16
12/20/13	33767	FRA70	FRANCHISE TAX BOARD	GARNISH/2171	338.10
12/20/13	33773	GIL10	GILLIG LLC	345	54.78
12/20/13	33773	GIL10	GILLIG LLC	352	246.19
12/20/13	33773	GIL10	GILLIG LLC	384	128.15
12/20/13	33773	GIL10	GILLIG LLC	384	802.48
12/20/13	33773	GIL10	GILLIG LLC	388	86.75
12/20/13	33773	GIL10	GILLIG LLC	389	73.87
12/20/13	33773	GIL10	GILLIG LLC	390	38.99
12/20/13	33773	GIL10	GILLIG LLC	398	149.42
12/20/13	33773	GIL10	GILLIG LLC	402	10.91
12/20/13	33773	GIL10	GILLIG LLC	1005	9.41
12/20/13	33773	GIL10	GILLIG LLC	1049	236.36
12/20/13	33773	GIL10	GILLIG LLC	1063	64.97
12/20/13	33773	GIL10	GILLIG LLC	1079	8.80
12/20/13	33773	GIL10	GILLIG LLC	1079	74.97
12/20/13	33773	GIL10	GILLIG LLC	1093	45.84
12/20/13	33773	GIL10	GILLIG LLC	1004	43.28
12/20/13	33773	GIL10	GILLIG LLC	1079	11.65
12/20/13	33773	GIL10	GILLIG LLC	1080	380.77
12/20/13	33773	GIL10	GILLIG LLC	1093	4.26
12/20/13	33773	GIL10	GILLIG LLC	1093	5.31
12/20/13	33773	GIL10	GILLIG LLC	1103	694.41
12/20/13	33773	GIL10	GILLIG LLC	1103	70.95
12/20/13	33773	GIL10	GILLIG LLC	1106	69.68
12/20/13	33773	GIL10	GILLIG LLC	1106	430.00
12/20/13	33773	GIL10	GILLIG LLC	1110	3.23
12/20/13	33773	GIL10	GILLIG LLC	1110	84.07
12/20/13	33773	GIL10	GILLIG LLC	1125	86.56

Board Report

MONTEREY - SALINAS TRANSIT

February 6, 2014 3:14 PM

Page 10

ADAWSON

Check Date	Check No.	No.	Name	Description	Amount (\$)
12/20/13	33773	GIL10	GILLIG LLC	1125	263.51
12/20/13	33773	GIL10	GILLIG LLC	1135	687.12
12/20/13	33773	GIL10	GILLIG LLC	1140	183.31
12/20/13	33773	GIL10	GILLIG LLC	1140	73.53
12/20/13	33773	GIL10	GILLIG LLC	1140	533.05
12/20/13	33773	GIL10	GILLIG LLC	1151	509.49
12/20/13	33773	GIL10	GILLIG LLC	1151	118.21
12/20/13	33773	GIL10	GILLIG LLC	1152	178.99
12/20/13	33773	GIL10	GILLIG LLC	1156	182.97
12/20/13	33773	GIL10	GILLIG LLC	1159	131.23
12/20/13	33773	GIL10	GILLIG LLC	1162	643.28
12/20/13	33773	GIL10	GILLIG LLC	1168	692.81
12/20/13	33773	GIL10	GILLIG LLC	1168	67.78
12/20/13	33773	GIL10	GILLIG LLC	1172	220.33
12/20/13	33773	GIL10	GILLIG LLC	1178	368.21
12/20/13	33773	GIL10	GILLIG LLC	1182	215.89
12/20/13	33773	GIL10	GILLIG LLC	1184	976.66
12/20/13	33773	GIL10	GILLIG LLC	1184	166.67
12/20/13	33773	GIL10	GILLIG LLC	1195	199.21
12/20/13	33773	GIL10	GILLIG LLC	1199	113.14
12/20/13	33773	GIL10	GILLIG LLC	1200	427.50
12/20/13	33773	GIL10	GILLIG LLC	1201	714.88
12/20/13	33773	GIL10	GILLIG LLC	1203	305.47
12/20/13	33773	GIL10	GILLIG LLC	1214	474.17
12/20/13	33773	GIL10	GILLIG LLC	POR-8698	1,202.84
12/20/13	33773	GIL10	GILLIG LLC	POR-8698	760.18
12/20/13	33773	GIL10	GILLIG LLC	VEHICLE MAINT PARTS	35.64
12/20/13	33773	GIL10	GILLIG LLC	1103	-70.95
12/20/13	33773	GIL10	GILLIG LLC	1175	179.51
12/20/13	33773	GIL10	GILLIG LLC	1083	6.21
12/20/13	33774	GOO1S	GOODYEAR TIRE - RUBBER CO	TIRE LEASE & SERVICE CONTRACT	126.00
12/20/13	33774	GOO1S	GOODYEAR TIRE - RUBBER CO	TIRE LEASE & SERVICE CONTRACT	738.37
12/20/13	33774	GOO1S	GOODYEAR TIRE - RUBBER CO	TIRE LEASE & SERVICE CONTRACT	5,265.00
12/20/13	33774	GOO1S	GOODYEAR TIRE - RUBBER CO	TIRE LEASE & SERVICE CONTRACT	10,518.25
12/20/13	33775	GRA30	GRAINGER	SHOP/MAINT SUPPLIES	6.29
12/20/13	33775	GRA30	GRAINGER	SHOP/MAINT SUPPLIES	37.83
12/20/13	33775	GRA30	GRAINGER	SHOP/MAINT SUPPLIES	80.44
12/20/13	33776	HAR75	BRIAN HUNTER HARVATH	TRAVEL	436.60
12/20/13	33777	HOL31	HOLT DIST. & CLEAN AIR FILTER CO.	1157	263.64
12/20/13	33777	HOL31	HOLT DIST. & CLEAN AIR FILTER CO.		263.64
12/20/13	33777	HOL31	HOLT DIST. & CLEAN AIR FILTER CO.	401	429.70
12/20/13	33777	HOL31	HOLT DIST. & CLEAN AIR FILTER CO.	362 should be 365	297.00
12/20/13	33778	ICM10	ICMA RETIREMENT TRUST-457	EE CONTRIBUTIONS	1,891.53
12/20/13	33779	IMP10	IMPERIAL SUPPLIES LLC	SHOP SUPPLIES	114.59
12/20/13	33779	IMP10	IMPERIAL SUPPLIES LLC	SHOP SUPPLIES	446.40
12/20/13	33779	IMP10	IMPERIAL SUPPLIES LLC	SHOP SUPPLIES	527.39
12/20/13	33780	INT10	INTEGRITY PRINTING	LABELS/FORMS/BUS CARDS	292.95
12/20/13	33780	INT10	INTEGRITY PRINTING	LABELS/FORMS/BUS CARDS	907.06

Board Report

MONTEREY - SALINAS TRANSIT

February 6, 2014 3:14 PM

Page 11

ADAWSON

Check Date	Check No.	No.	Name	Description	Amount (\$)
12/20/13	33781	JBA10	J. BALLARD & SON	BUS UPHOLSTERING	340.00
12/20/13	33782	JOA10	JOANNA'S BOOTS	SAFETY BOOTS DI PRETORO, M	150.00
12/20/13	33783	JOH20	JOHNSON ASSOCIATES	VEHICLE MAINT PARTS SHOP TRUCK	343.81
12/20/13	33783	JOH20	JOHNSON ASSOCIATES	VEHICLE MAINT PARTS	88.40
12/20/13	33784	KON10	KONICA MINOLTA PREMIER FINANCE	CJW COPIER	79.67
12/20/13	33785	LAN10	LANGUAGE LINE SERVICES	OVER THE PHONE INTERPRETATION	110.50
12/20/13	33786	MAT60	MATTHEWS SWEEPING SERV	GROUPS MAINTENANCE	115.00
12/20/13	33787	MCI2S	MCI SERVICE PARTS INC	1496 sales tax adjustment	-0.10
12/20/13	33787	MCI2S	MCI SERVICE PARTS INC	1496 sales tax adjustment	0.10
12/20/13	33787	MCI2S	MCI SERVICE PARTS INC	1180	402.89
12/20/13	33787	MCI2S	MCI SERVICE PARTS INC	1196	205.50
12/20/13	33787	MCI2S	MCI SERVICE PARTS INC	1237	268.22
12/20/13	33787	MCI2S	MCI SERVICE PARTS INC	105	9.33
12/20/13	33787	MCI2S	MCI SERVICE PARTS INC	1226	389.53
12/20/13	33787	MCI2S	MCI SERVICE PARTS INC	105	82.52
12/20/13	33787	MCI2S	MCI SERVICE PARTS INC	105	373.72
12/20/13	33787	MCI2S	MCI SERVICE PARTS INC	1255	548.04
12/20/13	33788	MOH1S	MOHAWK MFG AND SUPPLY	1111	12.85
12/20/13	33788	MOH1S	MOHAWK MFG AND SUPPLY	1169	38.54
12/20/13	33789	MON11	MONTEREY CITY DISPOSAL	WASTE DISPOSAL SERVICES/TDA	702.69
12/20/13	33790	MON40	MONTEREY COUNTY INFORMATION	RADIO REPAIRS	300.00
12/20/13	33790	MON40	MONTEREY COUNTY INFORMATION	RADIO REPAIRS	3,191.46
12/20/13	33791	MON50	MONTEREY REGIONAL WASTE	WASTE DISPOSAL	45.60
12/20/13	33792	MVT11	MV TRANSPORTATION INC.	BUS - 937 engine	6,439.68
12/20/13	33793	MYC10	MY CHEVROLET	SUPPORT VEHICLE MAINT 467 - 6K PM	137.87
12/20/13	33794	NELNYG	NELSON/NYGAARD	CONSULTING SERVICES	3,811.00
12/20/13	33795	NEV40	NEVADA STATE TREASURER	GARNISH/2233	2.00
12/20/13	33796	NIC20	NICHOLSON PETROLEUM	EQUIP MAINT	100.00
12/20/13	33796	NIC20	NICHOLSON PETROLEUM	EQUIP MAINT	100.00
12/20/13	33797	NVBEQU	NVB EQUIPMENT, INC	MCI FIRE SUPPRESION SVC	110.00
12/20/13	33797	NVBEQU	NVB EQUIPMENT, INC	MCI FIRE SUPPRESION SVC	110.00
12/20/13	33797	NVBEQU	NVB EQUIPMENT, INC	MCI FIRE SUPPRESION SVC	110.00
12/20/13	33798	OKL10	OKLAHOMA DEPT OF HUMAN SVCS	GARNISH/2132	165.36
12/20/13	33799	PAC05	PACIFIC CLAIMS MANAGEMENT	WORKER'S COMP ADMINISTRATOR	5,000.00
12/20/13	33800	PAC20	PACIFIC GAS AND ELECTRIC CO	UTILITIES	12,141.65
12/20/13	33801	PAC60	PACIFIC TRUCK PARTS INC	#1170	751.49
12/20/13	33801	PAC60	PACIFIC TRUCK PARTS INC	#1207	29.68
12/20/13	33801	PAC60	PACIFIC TRUCK PARTS INC	TUBING	21.61
12/20/13	33801	PAC60	PACIFIC TRUCK PARTS INC	366	31.59
12/20/13	33801	PAC60	PACIFIC TRUCK PARTS INC	1197	203.12
12/20/13	33801	PAC60	PACIFIC TRUCK PARTS INC	Calibration Torque wrench Proto S/N 6141	361.59
12/20/13	33802	PIT20	PITNEY BOWES	SUPPLIES / METER RENTAL	400.00
12/20/13	33803	PIT30	PITNEY BOWES	POSTAGE ACCT #11226164	1,000.00
12/20/13	33804	POT30	POTTERS ELECTRONICS	COMPUTER SUPPLIES	65.53
12/20/13	33804	POT30	POTTERS ELECTRONICS	COMPUTER SUPPLIES	141.91
12/20/13	33805	PRE30	PREMIUM AUTO PARTS	VEHICLE MAINT PARTS/SHOP SUPPLIES	92.49
12/20/13	33805	PRE30	PREMIUM AUTO PARTS	VEHICLE MAINT PARTS/SHOP SUPPLIES	89.43
12/20/13	33805	PRE30	PREMIUM AUTO PARTS	VEHICLE MAINT PARTS/SHOP SUPPLIES	70.31

Board Report

MONTEREY - SALINAS TRANSIT

February 6, 2014 3:14 PM

Page 12

ADAWSON

Check Date	Check No.	No.	Name	Description	Amount (\$)
12/20/13	33805	PRE30	PREMIUM AUTO PARTS	VEHICLE MAINT PARTS/SHOP SUPPLIES	68.67
12/20/13	33805	PRE30	PREMIUM AUTO PARTS	VEHICLE MAINT PARTS/SHOP SUPPLIES	5.25
12/20/13	33805	PRE30	PREMIUM AUTO PARTS	VEHICLE MAINT PARTS/SHOP SUPPLIES	167.76
12/20/13	33806	PRE40	PREFERRED ALLIANCE INC	DRUG & ALCOHOL TESTING	400.00
12/20/13	33807	QUA10	QUALITY WATER ENTERPRISES	DRINKING WATER SERVICE	8.46
12/20/13	33807	QUA10	QUALITY WATER ENTERPRISES	DRINKING WATER SERVICE	8.46
12/20/13	33808	RBC10	RB COMMUNICATIONS	RECORD AUTO ATTENDANT	70.00
12/20/13	33808	RBC10	RB COMMUNICATIONS		40.00
12/20/13	33809	RED20	RED WING SHOE STORE	SAFETY BOOTS - MANASALA, F	150.00
12/20/13	33809	RED20	RED WING SHOE STORE	SAFETY BOOTS - LOPEZ, J.	150.00
12/20/13	33809	RED20	RED WING SHOE STORE	SAFETY BOOTS - CASTILLO, F.	123.35
12/20/13	33810	SAF1S	SAFETY-KLEEN CORP	FY 2014 PARTS CLEANING	431.31
12/20/13	33810	SAF1S	SAFETY-KLEEN CORP	FY 2014 PARTS CLEANING	552.20
12/20/13	33810	SAF1S	SAFETY-KLEEN CORP	FY 2014 PARTS CLEANING	140.62
12/20/13	33811	SAL15	SAL'S SALINAS TAXI CO	Taxi Vouchers	2,380.00
12/20/13	33812	SAL28	CITY OF SALINAS	ENVIRONMENTAL INSPECTION	236.20
12/20/13	33813	SALTOY	SALINAS TOYOTA-HYUNDAI	SUPPORT VEHICLE REPAIR unit 456	80.16
12/20/13	33813	SALTOY	SALINAS TOYOTA-HYUNDAI	SUPPORT VEHICLE REPAIR	9.94
12/20/13	33814	SCADU	SCADU	GARNISH/2233	180.00
12/20/13	33815	SEN30	SENTRY ALARM SYSTEMS	ALARM SERVICE 1/1/14 to 3/31/14 CJW	187.17
12/20/13	33816	SIG10	SIGN WORKS	SIGNAGE RE-WORK MTX	6,492.50
12/20/13	33817	SMI10	DEANNA SMITH		19.02
12/20/13	33818	SPE10	SPECTRUM AUTO		634.90
12/20/13	33819	STA2S	STAPLES BUSINES ADVANTAGE	OFFICE SUPPLIES	39.76
12/20/13	33819	STA2S	STAPLES BUSINES ADVANTAGE	OFFICE SUPPLIES	24.24
12/20/13	33819	STA2S	STAPLES BUSINES ADVANTAGE	OFFICE SUPPLIES	24.24
12/20/13	33819	STA2S	STAPLES BUSINES ADVANTAGE	OFFICE SUPPLIES	24.24
12/20/13	33819	STA2S	STAPLES BUSINES ADVANTAGE	OFFICE SUPPLIES	24.24
12/20/13	33819	STA2S	STAPLES BUSINES ADVANTAGE	OFFICE SUPPLIES	173.78
12/20/13	33819	STA2S	STAPLES BUSINES ADVANTAGE	OFFICE SUPPLIES	286.75
12/20/13	33819	STA2S	STAPLES BUSINES ADVANTAGE	OFFICE SUPPLIES	79.87
12/20/13	33820	SUN10	SUNSTAR MEDIA	MST MOBILITY-ISP	200.00
12/20/13	33821	TAR10	TARGET PEST CONTROL	PEST CONTROL	35.00
12/20/13	33821	TAR10	TARGET PEST CONTROL	PEST CONTROL	40.00
12/20/13	33821	TAR10	TARGET PEST CONTROL	PEST CONTROL	45.00
12/20/13	33821	TAR10	TARGET PEST CONTROL	PEST CONTROL	45.00
12/20/13	33822	TES10	TESSCO, INC.		206.53
12/20/13	33822	TES10	TESSCO, INC.		11.71
12/20/13	33822	TES10	TESSCO, INC.		6.03
12/20/13	33823	THO20	ANTOINETTE THOMPSON	GARNISH/1729	386.77
12/20/13	33824	TWI1S	TWIN VISION NA INC		34.46
12/20/13	33824	TWI1S	TWIN VISION NA INC		173.14
12/20/13	33825	UNI20	UNITED PARCEL SERVICE	FREIGHT	457.54
12/20/13	33826	UNI40	UNITED STATES TREASURY	GARNISH/1877	100.00
12/20/13	33827	UNI45	UNITED STATES TREASURY	GARNISH/2165	92.31
12/20/13	33828	USB1S	U.S. BANK CORP PAYMENT SYSTEM	CAL-CARD/MISC PURCHASES	9,557.28
12/20/13	33829	VAL20	VALLEY PACIFIC PETROLEUM SVCS	LUBRICANTS	1,963.65
12/20/13	33829	VAL20	VALLEY PACIFIC PETROLEUM SVCS	LUBRICANTS	1,437.80

Board Report

MONTEREY - SALINAS TRANSIT

February 6, 2014 3:14 PM

Page 13

ADAWSON

Check Date	Check No.	No.	Name	Description	Amount (\$)
12/20/13	33829	VAL20	VALLEY PACIFIC PETROLEUM SVCS	LUBRICANTS	6,872.16
12/20/13	33829	VAL20	VALLEY PACIFIC PETROLEUM SVCS	LUBRICANTS	526.52
12/20/13	33830	VAL25	VALLEY FABRICATION, INC	FABRICATION/REPAIRS	20.00
12/20/13	33830	VAL25	VALLEY FABRICATION, INC	FABRICATION/REPAIRS	20.00
12/20/13	33836	VAL60	VALLEY POWER SYSTEMS INC	386	100.79
12/20/13	33836	VAL60	VALLEY POWER SYSTEMS INC	386	88.28
12/20/13	33836	VAL60	VALLEY POWER SYSTEMS INC	386	95.81
12/20/13	33836	VAL60	VALLEY POWER SYSTEMS INC	395	80.21
12/20/13	33836	VAL60	VALLEY POWER SYSTEMS INC	406	390.44
12/20/13	33836	VAL60	VALLEY POWER SYSTEMS INC	414	3,321.34
12/20/13	33836	VAL60	VALLEY POWER SYSTEMS INC	414	1,416.57
12/20/13	33836	VAL60	VALLEY POWER SYSTEMS INC	414	459.39
12/20/13	33836	VAL60	VALLEY POWER SYSTEMS INC	415	30.33
12/20/13	33836	VAL60	VALLEY POWER SYSTEMS INC	1127	231.26
12/20/13	33836	VAL60	VALLEY POWER SYSTEMS INC	1145	41.54
12/20/13	33836	VAL60	VALLEY POWER SYSTEMS INC	1145	2,061.91
12/20/13	33836	VAL60	VALLEY POWER SYSTEMS INC	1146	454.16
12/20/13	33836	VAL60	VALLEY POWER SYSTEMS INC	1146	45.41
12/20/13	33836	VAL60	VALLEY POWER SYSTEMS INC	1153	6.19
12/20/13	33836	VAL60	VALLEY POWER SYSTEMS INC	1165	280.79
12/20/13	33836	VAL60	VALLEY POWER SYSTEMS INC	1165	16.87
12/20/13	33836	VAL60	VALLEY POWER SYSTEMS INC	1176	58.76
12/20/13	33836	VAL60	VALLEY POWER SYSTEMS INC	1185	210.54
12/20/13	33836	VAL60	VALLEY POWER SYSTEMS INC	1185	19.34
12/20/13	33836	VAL60	VALLEY POWER SYSTEMS INC	1198	746.31
12/20/13	33836	VAL60	VALLEY POWER SYSTEMS INC	1198	1,112.39
12/20/13	33836	VAL60	VALLEY POWER SYSTEMS INC	1209	1,310.46
12/20/13	33836	VAL60	VALLEY POWER SYSTEMS INC	1212	94.60
12/20/13	33836	VAL60	VALLEY POWER SYSTEMS INC	1221	1,730.43
12/20/13	33836	VAL60	VALLEY POWER SYSTEMS INC	1221	64.18
12/20/13	33836	VAL60	VALLEY POWER SYSTEMS INC	1221	23.97
12/20/13	33836	VAL60	VALLEY POWER SYSTEMS INC	1230	480.57
12/20/13	33836	VAL60	VALLEY POWER SYSTEMS INC	1234	79.36
12/20/13	33836	VAL60	VALLEY POWER SYSTEMS INC	381	963.58
12/20/13	33836	VAL60	VALLEY POWER SYSTEMS INC	381	185.37
12/20/13	33836	VAL60	VALLEY POWER SYSTEMS INC	381	44.74
12/20/13	33836	VAL60	VALLEY POWER SYSTEMS INC	382	585.58
12/20/13	33836	VAL60	VALLEY POWER SYSTEMS INC	382	79.07
12/20/13	33836	VAL60	VALLEY POWER SYSTEMS INC	382	80.58
12/20/13	33836	VAL60	VALLEY POWER SYSTEMS INC	386	-22.37
12/20/13	33836	VAL60	VALLEY POWER SYSTEMS INC	1001	-134.38
12/20/13	33836	VAL60	VALLEY POWER SYSTEMS INC	1072	-134.38
12/20/13	33836	VAL60	VALLEY POWER SYSTEMS INC	1075	-671.88
12/20/13	33836	VAL60	VALLEY POWER SYSTEMS INC	1145	-716.22
12/20/13	33836	VAL60	VALLEY POWER SYSTEMS INC	1146	-143.78
12/20/13	33836	VAL60	VALLEY POWER SYSTEMS INC	337	-671.88
12/20/13	33836	VAL60	VALLEY POWER SYSTEMS INC	382	-143.78
12/20/13	33836	VAL60	VALLEY POWER SYSTEMS INC	1212	4,422.71

Board Report

MONTEREY - SALINAS TRANSIT

February 6, 2014 3:14 PM

Page 14

ADAWSON

Check Date	Check No.	No.	Name	Description	Amount (\$)
12/20/13	33836	VAL60	VALLEY POWER SYSTEMS INC	1244	83.75
12/20/13	33836	VAL60	VALLEY POWER SYSTEMS INC	1243	29.75
12/20/13	33836	VAL60	VALLEY POWER SYSTEMS INC	1243	42.31
12/20/13	33836	VAL60	VALLEY POWER SYSTEMS INC	417	2,231.49
12/20/13	33836	VAL60	VALLEY POWER SYSTEMS INC	415	65.63
12/20/13	33836	VAL60	VALLEY POWER SYSTEMS INC	VEHICLE MAINT PARTS	4,435.22
12/20/13	33836	VAL60	VALLEY POWER SYSTEMS INC	VEHICLE MAINT PARTS	-3,722.50
12/20/13	33836	VAL60	VALLEY POWER SYSTEMS INC	VEHICLE MAINT PARTS	-671.88
12/20/13	33837	VER40	VERIZON WIRELESS	WIRELESS SERVICE	159.03
12/20/13	33837	VER40	VERIZON WIRELESS	WIRELESS SERVICE	247.50
12/20/13	33838	VIC10	VICTORY TOYOTA	SUPPORT VEHICLE MAINTENANCE	75.08
12/20/13	33839	WAS20	WASHINGTON STATE SUPPORT	GARNISH/2070	226.16
12/20/13	33840	WHE10	NANCY WHELAN CONSULTING, LLC	CONSULTING	4,116.25
12/20/13	33841	WIN20	WINCAL TECHNOLOGY CORP	CAMERA SUPPLIES/REPAIRS	325.00
12/20/13	33842	WOR1W	WORKWELL MEDICAL GRP INC	PHYSICAL EXAMS FERNANDEZ & LOOYSEN	110.00
					363,526.59
12/20/13	33843	MON53	MONTEREY SIGNS INC.	Jazz decal - accident repair 1725	1,173.88
12/20/13	33844	SAL91	SALINAS YELLOW CAB CO, LLC	TAXI VOUCHERS	27,398.00
12/20/13	33845	SER20	SERRA YELLOW CAB	Cab Vouchers	829.00
12/20/13	33846	SNO80	SNOW WHITE CUSTODIAL SRV	JANITORIAL SERVICES-SEP	12,100.00
					41,500.88
12/20/13	33844	SAL91	SALINAS YELLOW CAB CO, LLC	Voiding check 33844.	-27,398.00
					-27,398.00
12/20/13	33847	SAL91	SALINAS YELLOW CAB CO, LLC		26,992.00
					26,992.00
Grand Total					941,308.02