

To: Board of Directors

From: C. Sedoryk, General Manager/CEO

Subject: Monthly Report – February 2015

Attached is a summary of monthly performance statistics for the Transportation, Maintenance, and Administration departments for February 2015 (Attachments 1-4).

On February 3-5 I travelled to Washington, D.C., to meet with key legislative staff members regarding the status of the transportation authorization bill, commuter benefits supporting military communities, and potential conflicts between the U.S. Department of Labor and State of California regarding pension benefits (attachment 5).

I travelled to Phoenix, A.Z., on February 6-10 to attend the American Public Transit Association Transit CEO's Seminar and the meeting of the Association's Executive Committee. Along with several hundred of my peer CEO's, I had productive discussions and learning opportunities on a wide variety of topics including labor relations, federal regulations, funding authorization and appropriations, and system safety and security. At the conference, I provided a presentation on the Monterey Measure Q sales tax measure.

Attachment #1 – Dashboard Performance Statistics

Attachment #2 – Operations Dept. Report – February 2015

Attachment #3 – Facilities & Maintenance Dept. Report – February 2015

Attachment #4 – Administration Dept. Report – February 2015

Attachment #5 – Washington, D.C. Itinerary

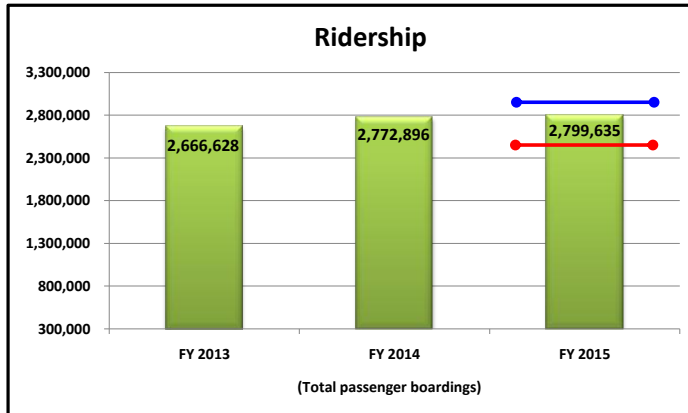
A complete detail of Monthly Performance Statistics can be viewed within the GM Report at <http://www.mst.org/about-mst/board-of-directors/board-meetings/>

PREPARED BY: 

Blank Page

MST Fixed Route YTD Dashboard Performance Comparative Statistics Months of July - February Fiscal Years 2013-2015

ATTACHMENT 1

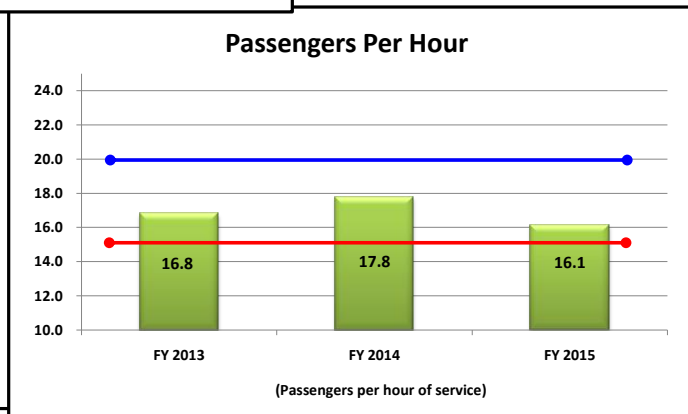


Goal = 2,828,354 passengers

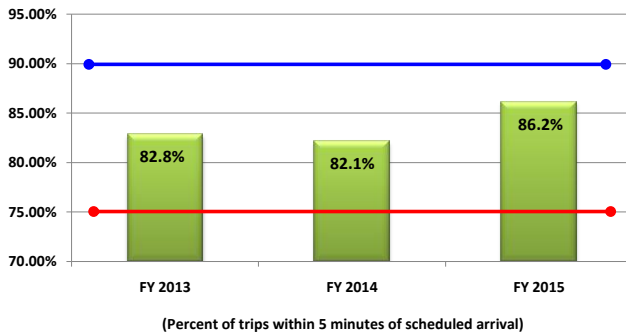
Minimum = 2,495,606 passengers

Goal = 20 passengers p/h

Minimum = 15 passengers p/h



On Time Performance

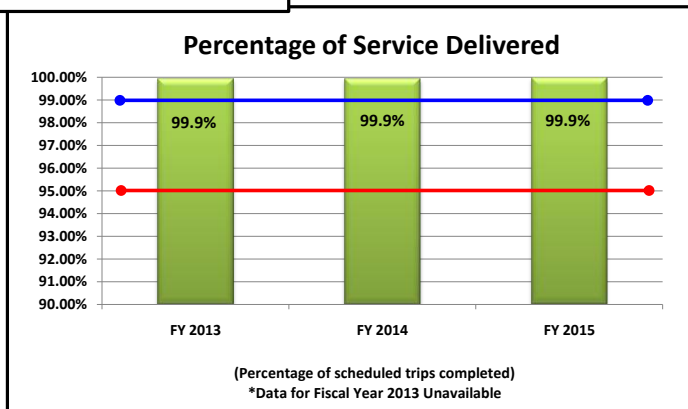


Goal = 90% on time

Minimum = 75% on time

Goal = 99% completed

Minimum = 95% completed

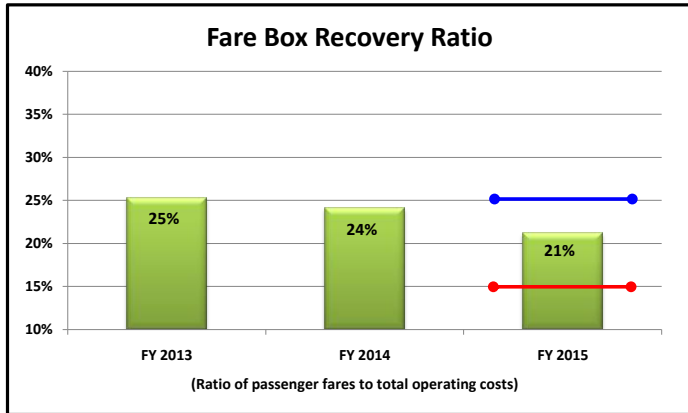


MST Fixed Route

YTD Dashboard Performance Comparative Statistics

Months of July - February

Fiscal Years 2013-2015

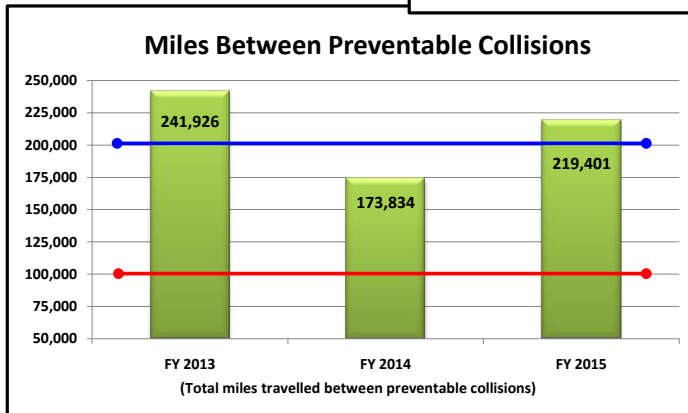
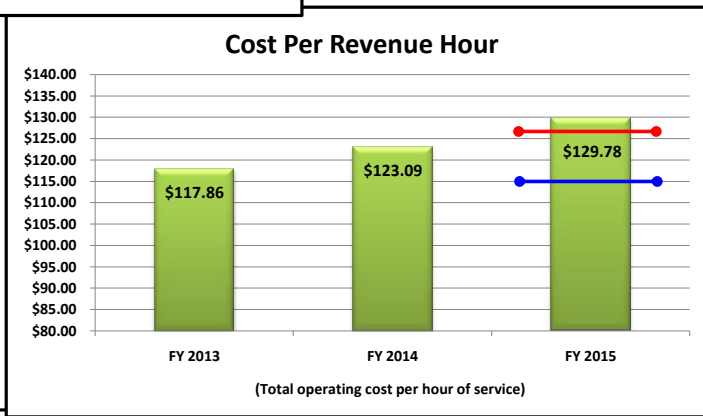


Goal = 25%

Minimum = 15%

Maximum = \$127.35 per RH

Goal = \$115.78 per RH

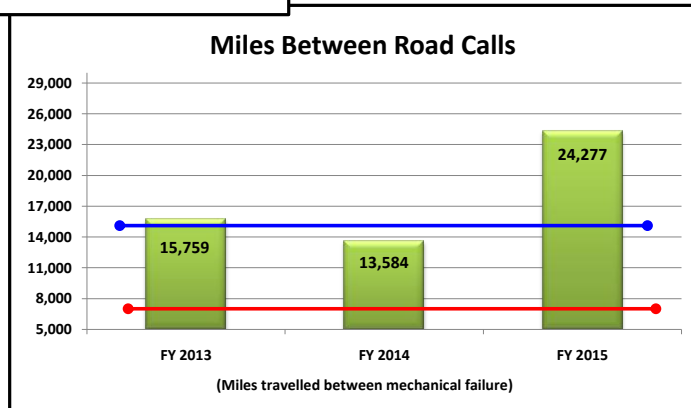


Goal = 200K Miles

Minimum = 100K Miles

Goal = 15K Miles

Minimum = 7K Miles

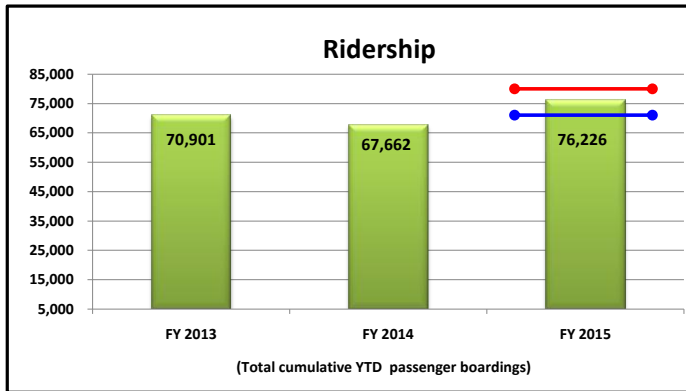


MST RIDES

YTD Dashboard Performance Comparative Statistics

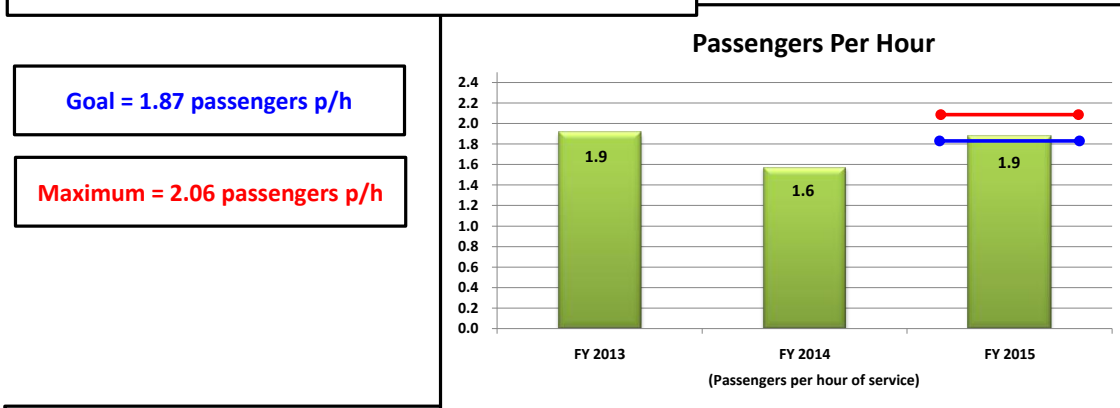
Months of July - February

Fiscal Years 2013-2015



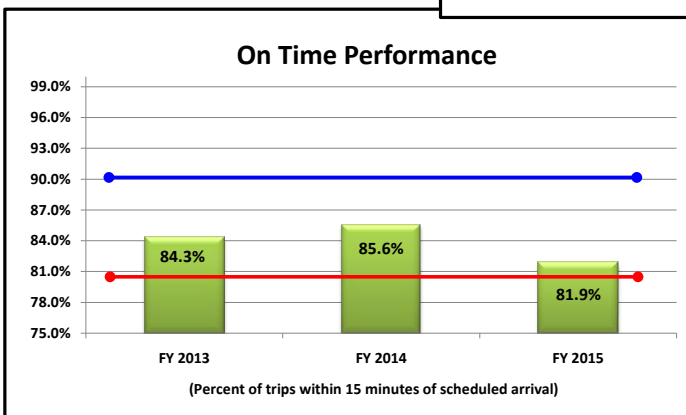
Goal = 72,390 passengers

Maximum = 79,629 passengers



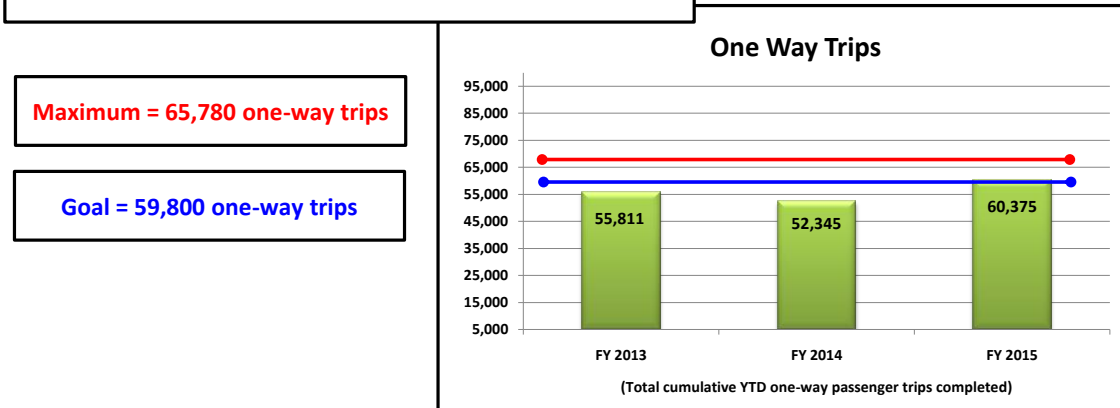
Goal = 1.87 passengers p/h

Maximum = 2.06 passengers p/h



Goal = 90% on time

Minimum = 80% on time



Maximum = 65,780 one-way trips

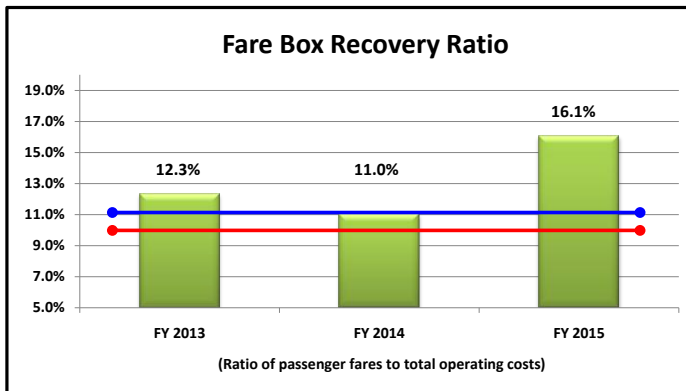
Goal = 59,800 one-way trips

MST RIDES

YTD Dashboard Performance Comparative Statistics

Months of July - February

Fiscal Years 2013-2015

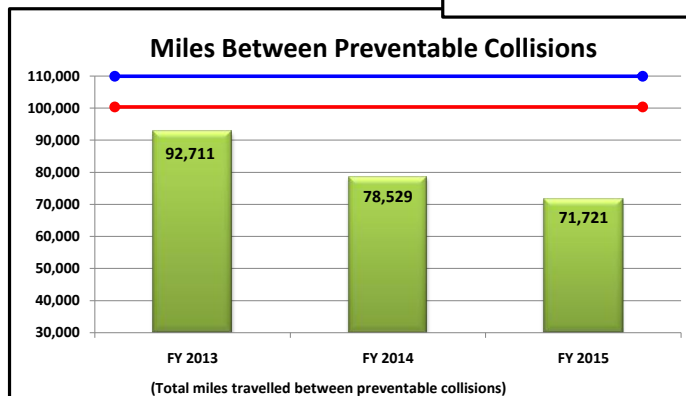
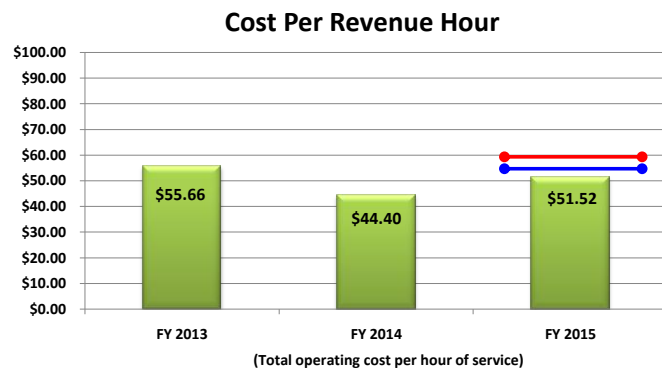


Goal = 11%

Minimum = 10%

Goal = \$54.24

Maximum = \$59.66

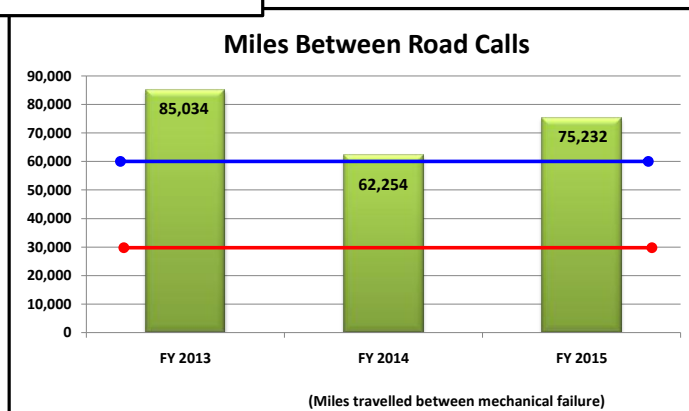


Goal = 110K Miles

Minimum = 100K Miles

Goal = 60,000 miles

Minimum = 30,000 miles

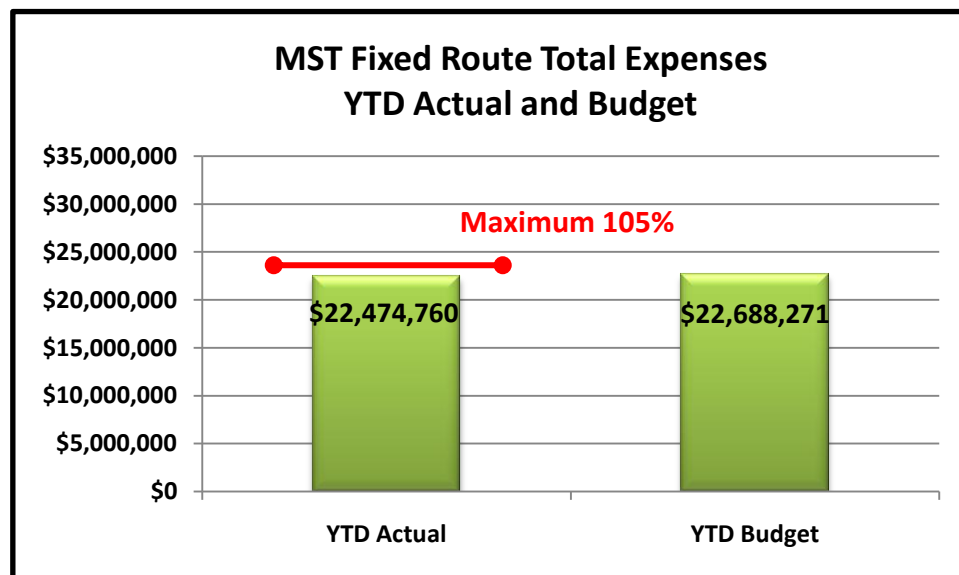
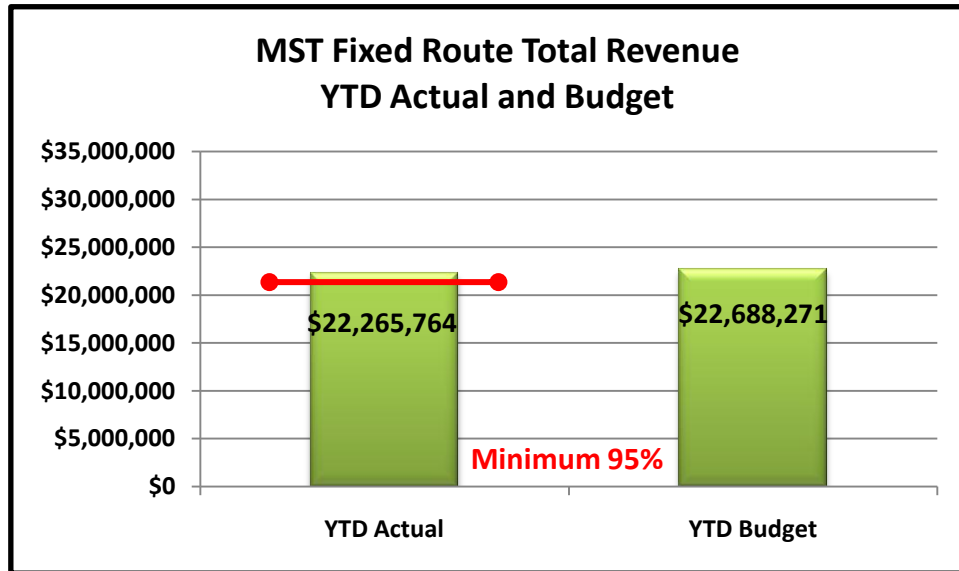


MST Fixed Route

Financial Performance Comparative Statistics

July through February

Fiscal Year 2015

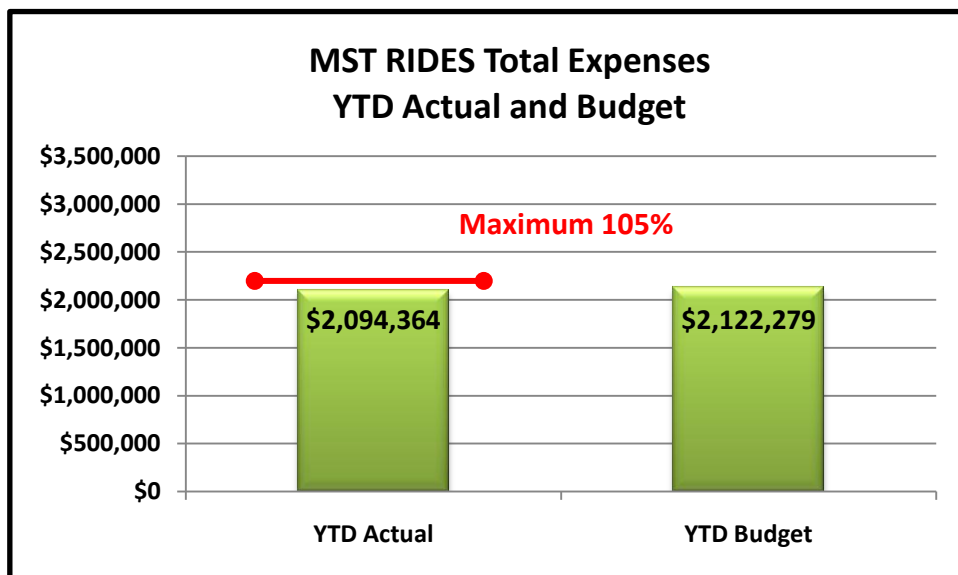
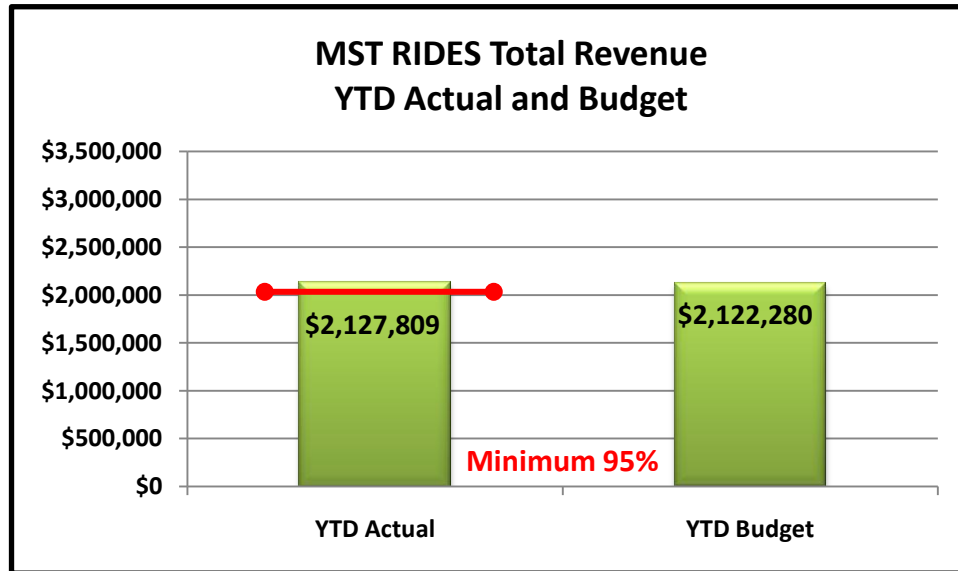


MST RIDES

Financial Performance Comparative Statistics

July through February

Fiscal Year 2015



ATTACHMENT 2

April 1, 2015

To: Mike Hernandez, Assistant General Manager / C.O.O.

From: Robert Weber, Director - Transportation Services

Cc: MST Board of Directors

Subject: **Transportation Department Monthly Report – February 2015**

FIXED ROUTE BUS OPERATIONS:

System Wide Service: (Fixed Route & On Call Services):

Preliminary boarding statistics indicate that ridership increased by 4.7% in February 2015, (322,284), as compared to February 2014, (307,897). Fiscal year to date, passenger boardings have increased by 0.96%.

Productivity remained decreased from 16.9 passengers per hour (February 2014) and 15.7 PPH in February of this year.

Supplemental / Special Services:

MST provided special service from King City, Soledad, and Greenfield to the Monterey Bay Aquarium for its "Free to Learn" program on; 02/07/15, 02/16/15, 02/21/15.& 02/22/15. The service transported 618 passengers.

02/20/15: MST provided special service from the Sally Griffin Senior Center Pacific Grove to Sherwood Hall transporting 36 passengers.

02/25/15: MST provided school tripper service from the Alvarez / Alisal High Schools to / from the Salinas Transit Center. 38 passengers were transported during this event.

System Wide Statistics:

- Ridership: 322,284
- Vehicle Revenue Hours: 20,467
- Vehicle Revenue Miles: 331,457
- System Productivity: 15.7 Passengers Per Vehicle Revenue Hour
- One-Way Trips Provided: 28,798

Time Point Adherence: Of 117,443 total time-point crossings sampled for the month of February, the TransitMaster™ system recorded 15,333 delayed arrivals to MST's published time-points system-wide. This denotes that **86.94%** of all scheduled arrivals at published time-points were on time. (See *MST Fixed-Route Bus ~ On Time Compliance Chart FY 2015.*)

Service arriving later than **5** minutes beyond the published time point is considered late. The on-time compliance chart, (attached), reflects system wide "on-time performance" as a percentage to the total number of reported time-point crossings.

Cancelled Trips: As listed below, there were a total of twenty one (21) cancelled trips for the month of February for both directly operated and contracted services:

Total Trips Provided: 28,798			
Category	MST	MV	%
Staffing Shortage	3	0	14.29%
Mechanical	6	6	57.14%
Traffic	3	0	14.29%
Other ¹	1	2	14.29%
Totals	13	8	100.00%

¹ Insufficient information provided – cause(s) still under review

Documented Occurrences: MST Coach Operators are required to complete an occurrence report for any unusual incident that occurs during their work day. The information provided within these reports is used to identify trends, which often drive changes in policy or standard operating procedures. The following is a comparative summary of reported incidents for the month(s) of February 2014 and 2015:

Occurrence Type	February-14	February-15
Collision: MST Involved	5	9
Employee Injury	1	0
Medical Emergency	1	3
Object Hits Coach	1	0
Passenger Conflict	3	8
Passenger Fall	6	5
Passenger Injury	1	1
Other	2	2
Near Miss	1	0
Fuel / fluid Spill	0	3
Unreported Damage	1	1
Total Occurrences	22	32

CONTRACTED SERVICES:

MST RIDES ADA / ST Paratransit Program:

Preliminary boarding statistics for the MST RIDES program reflect that for the month of February there were 8,774 passenger boardings. This denotes a 3.98% increase in passenger boardings from February of 2014, (8,438). Fiscal YTD boardings have increased by 12.64%.

- Productivity for February of this year was at 1.90 passengers per hour, which has increased from February of 2014, (1.70).
- For the month of February, 85.95 % of all scheduled trips for the MST RIDES Program arrived on time, decreasing from 88.17 % in February of 2014.

COMMUNICATIONS CENTER:

In February, MST's Communications Center summoned public safety agencies on *twenty two* (22) separate occasions to MST's transit vehicles and facilities:

Agency Type	Incident Type	Number Of Responses
Police	Passenger Incident / Other	14
EMS	Passenger Illness	7
Fire Department	Trash Can Fire	1

Robert Weber

ATTACHMENTS:

MST Fixed-Route Bus ~~ On Time Compliance FY 2015

MST Fixed-Route Bus ~~ Boarding Statistics FY 2015

MST RIDES ~~ On Time Compliance FY 2015

MST RIDES ~~ Boarding Statistics FY 2015

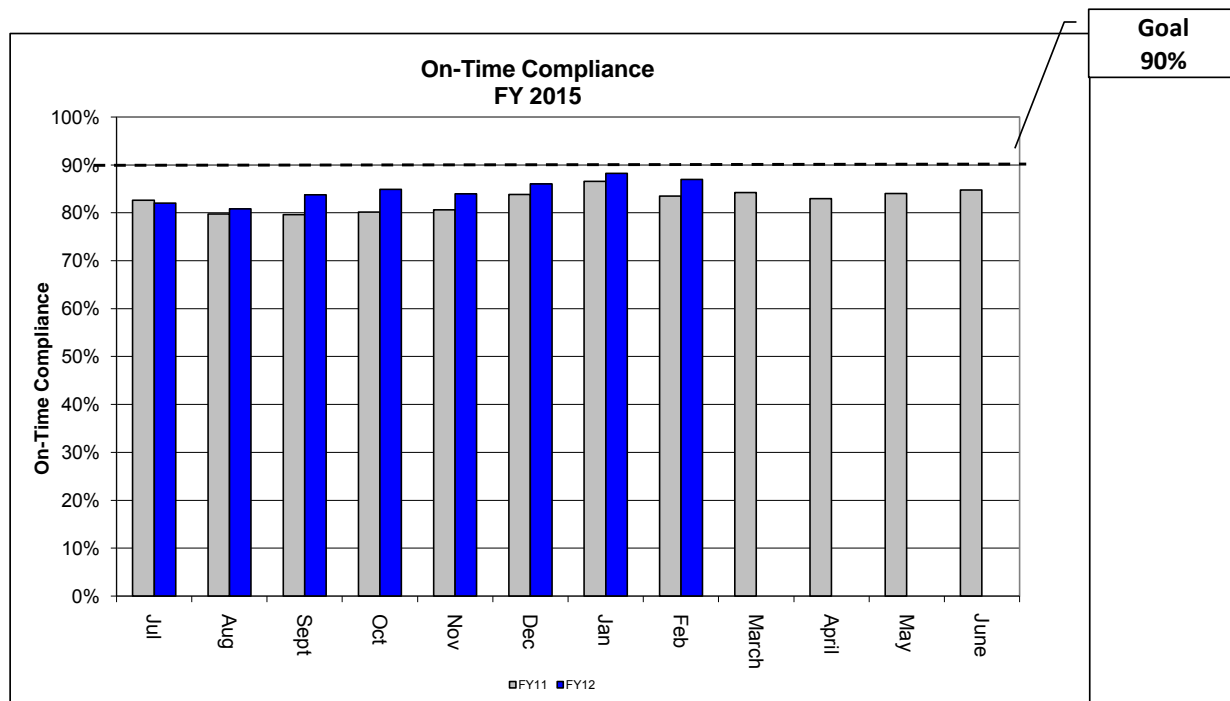
Operations Summary Report ~ February 2015

CTSA Report ~ February 2015

Blank Page

**MST FIXED ROUTE
ON-TIME COMPLIANCE FY 2015**

MONTH	FY 14 ON-TIME PERFORMANCE	FY15 TIME POINT COUNT	FY15 DELAYED ARRIVALS 5 + MINUTES	FY15 ON-TIME PERFORMANCE
Jul	82.60%	111,202	19,957	82.05%
Aug	79.78%	115,255	22,065	80.86%
Sept	79.61%	121,353	19,702	83.76%
Oct	80.15%	129,151	19,497	84.90%
Nov	80.65%	110,437	17,699	83.97%
Dec	83.86%	117,833	16,431	86.06%
Jan	86.60%	117,746	13,837	88.25%
Feb	83.48%	117,443	15,333	86.94%
March	84.26%			
April	82.99%			
May	84.05%			
June	84.80%			
Total	N/A	940,420	144,521	N/A
YTD Average	82.09%	117,553	18,065	84.60%



MST FIXED ROUTE BOARDINGS

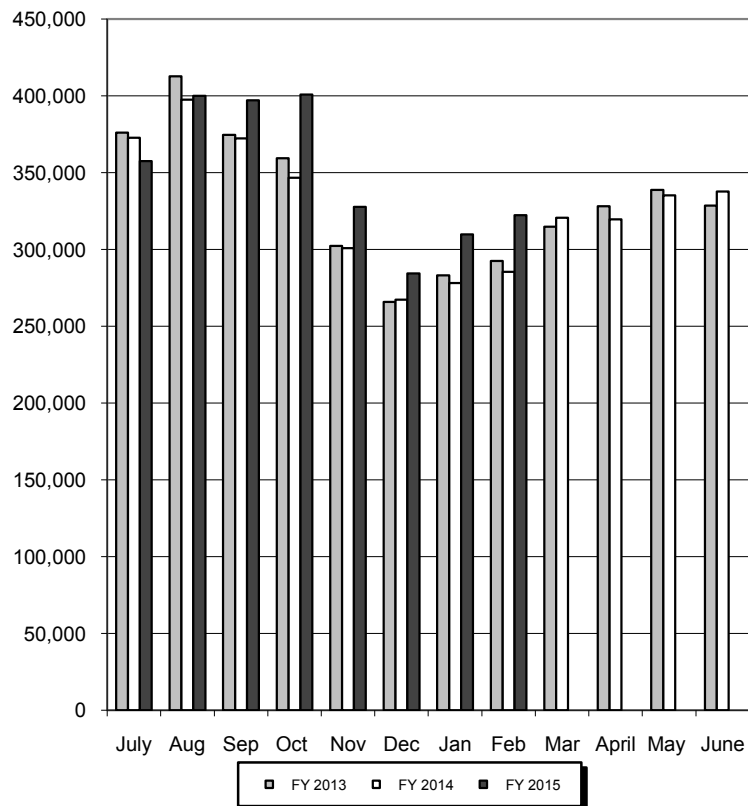
FY 2015 Monthly Boardings

MONTH	FY 2013	FY 2014	FY 2015	% CHANGE
July	376,143	372,745	357,544	-4.08%
Aug	412,721	397,530	399,960	0.61%
Sep	374,624	372,354	397,149	6.66%
Oct	359,319	346,704	400,812	15.61%
Nov	302,289	300,874	327,670	8.91%
Dec	265,824	267,239	284,403	6.42%
Jan	283,229	278,055	309,803	11.42%
Feb	292,479	285,348	322,284	12.94%
Mar	314,887	320,540		
April	328,094	319,539		
May	338,675	335,174		
June	328,629	337,676		
TOTAL	3,976,913	3,933,778	2,799,625	
YTD Avg.	333,329	327,606	349,953	6.82%
YTD Comparison	2,666,628	2,620,849	2,799,625	6.82%

*** Preliminary**

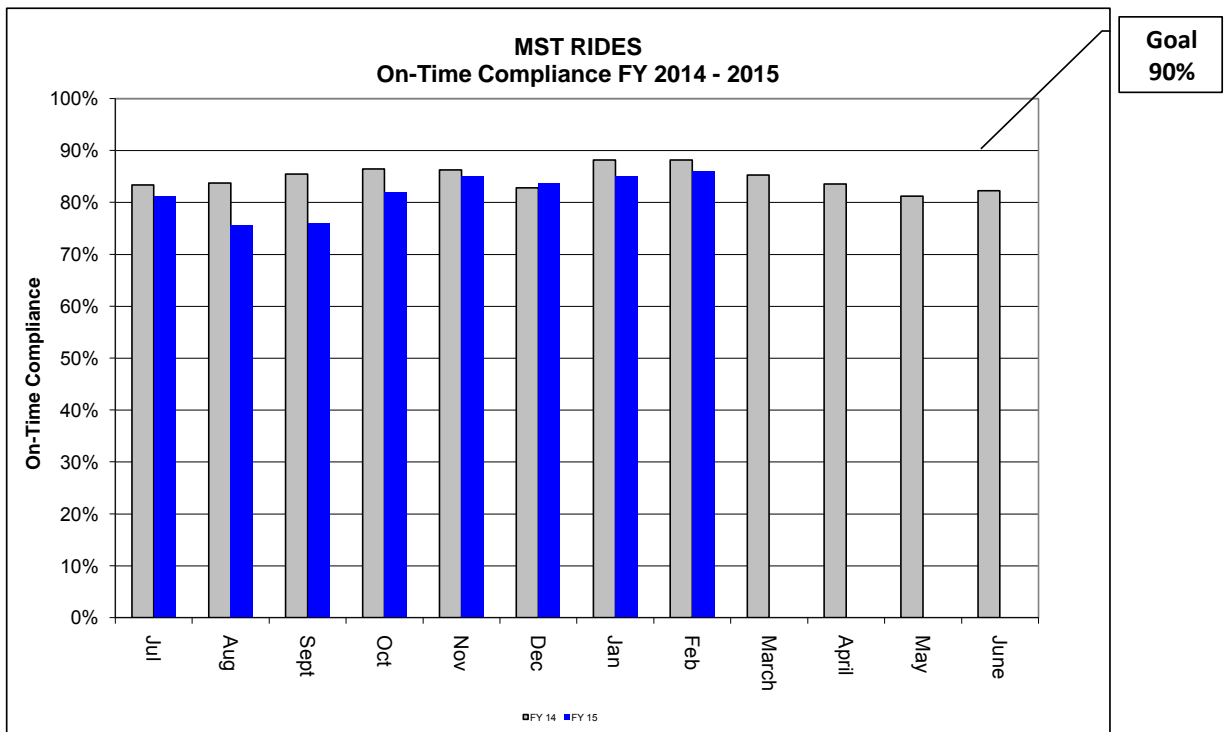
Boardings are inclusive of all On Call, Trolley, & Fixed Route Services

MONTHLY RIDERSHIP



MST RIDES
ON TIME COMPLIANCE FY 2014 - 2015

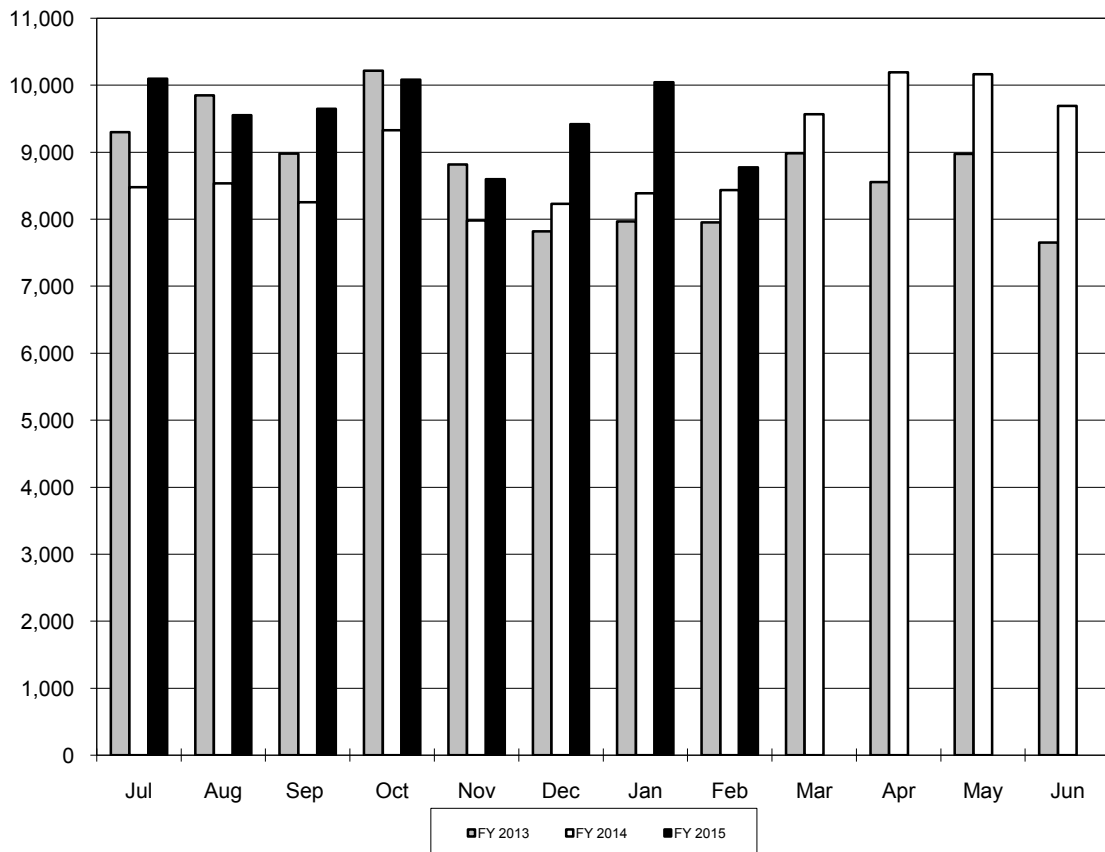
MONTH	FY 14	FY 15
Jul	83.36%	81.26%
Aug	83.76%	75.69%
Sept	85.47%	76.09%
Oct	86.47%	82.04%
Nov	86.27%	85.11%
Dec	82.80%	83.73%
Jan	88.17%	85.11%
Feb	88.17%	85.95%
March	85.30%	
April	83.54%	
May	81.22%	
June	82.25%	
YTD Average	85.56%	81.87%



MST RIDES Program Monthly Boardings

MONTH	FY 2013	FY 2014	FY 2015	% CHANGE
Jul	9,302	8,479	10,099	19.11%
Aug	9,848	8,536	9,552	11.90%
Sep	8,982	8,256	9,650	16.88%
Oct	10,220	9,328	10,086	8.13%
Nov	8,817	7,984	8,600	7.72%
Dec	7,819	8,232	9,421	14.44%
Jan	7,968	8,390	10,048	19.76%
Feb	7,952	8,438	8,774	3.98%
Mar	8,986	9,567		
Apr	8,555	10,193		
May	8,977	10,165		
Jun	7,654	9,691		
Total Ridership	105,080	107,259	76,230	
YTD Average	8,864	8,455	9,529	12.69%
YTD Comparison	70,908	67,643	76,230	12.69%

MST RIDES MONTHLY RIDERSHIP



Operations Summary Report

Fixed Route Services

February 2015

Fixed Route Operations Summary Report February 2015

Service Delivered		Service Quality	
Ridership	322,284	On-time Time Points	102,104
Passengers / Vehicle Revenue Hour	15.7	Delayed Time Points	15,331
Revenue Miles	331,457.6	On-time Passenger Boardings	284,449
One-way Trips Operated	28,798	Percent On-time Boardings	88%

Systemwide Service:

Compared to February 2014, boardings in February of this year increased 4.7% and revenue hours increased 12.7%. With revenue hours increasing at a faster pace than boardings, productivity, measured in Passengers Per Hour (PPH) decreased, falling 7.1% from 16.9 PPH last February to 15.7 PPH this month.

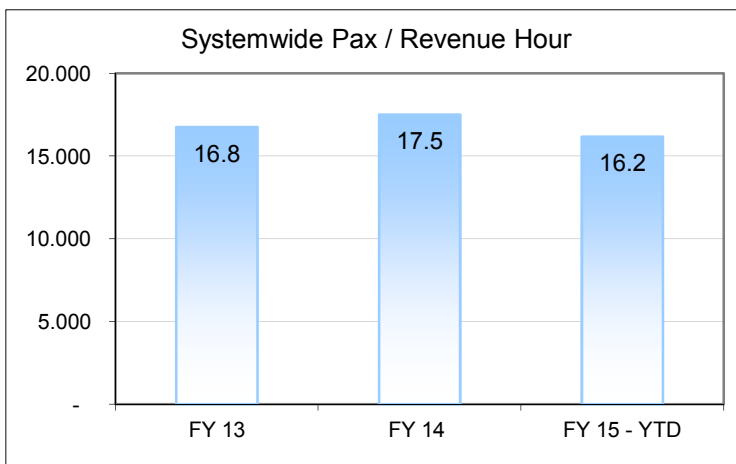
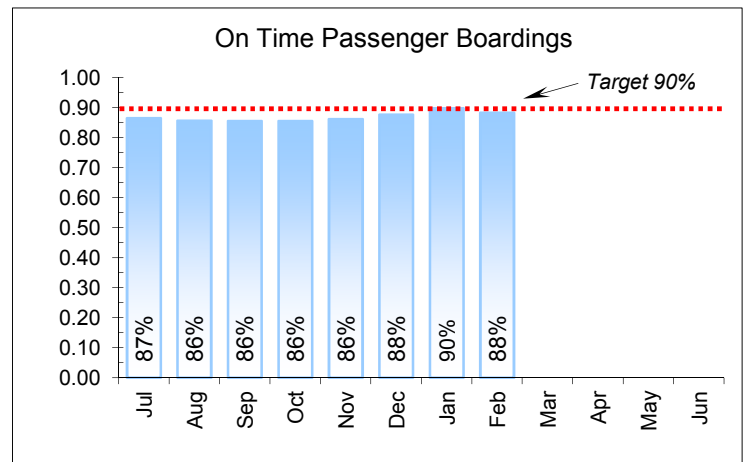
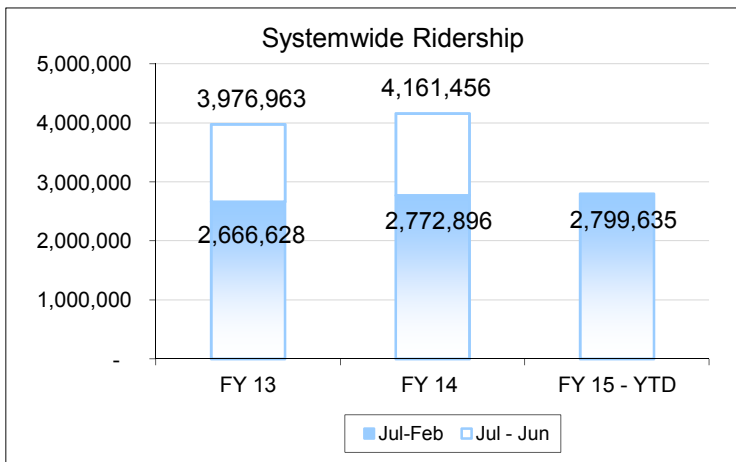
Fiscal year to date (July - February) comparisons between this fiscal year and last fiscal year show that boardings have increased by 1% and revenue hours have increased by 11.2%, resulting in a 9.2% decrease in productivity.

Seasonal Service:

Line 22 continued operating on it's Winter schedule (Sat/Sun service only), carrying 226 passengers.

Supplemental/Special Service:

Extra service was operated on six days this month, transporting 618 passengers to the Aquarium, 36 passengers to the Symphony and 38 passengers in conjunction with the "We Day" event in Salinas.

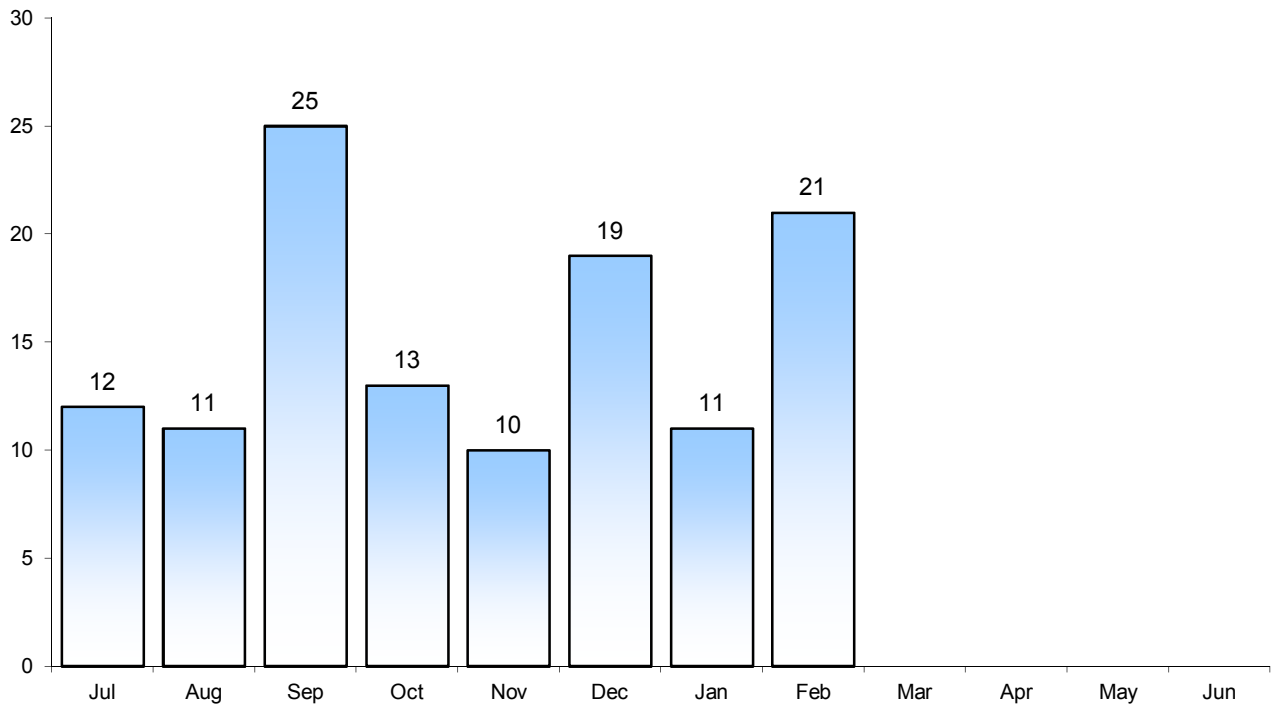


No special event service operated this month.

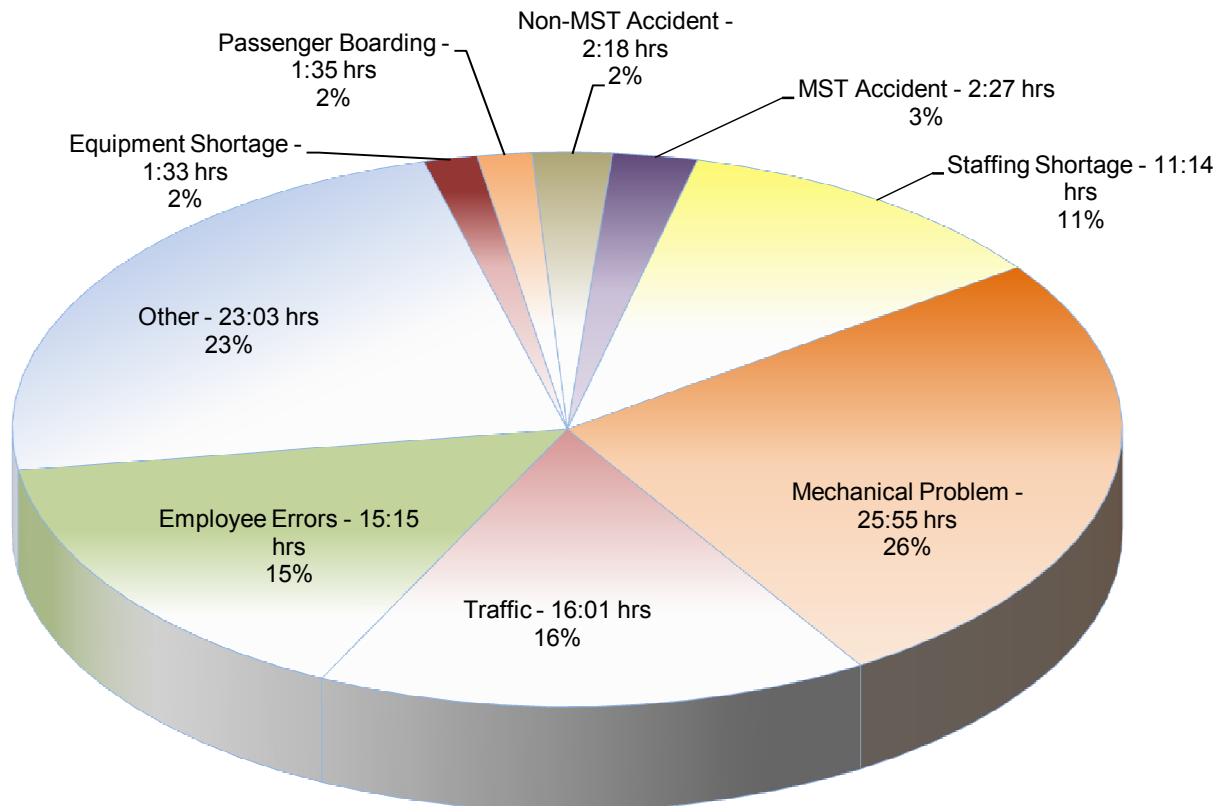
Fixed Route Operations Summary Report

February 2015

Service Cancellations by Month

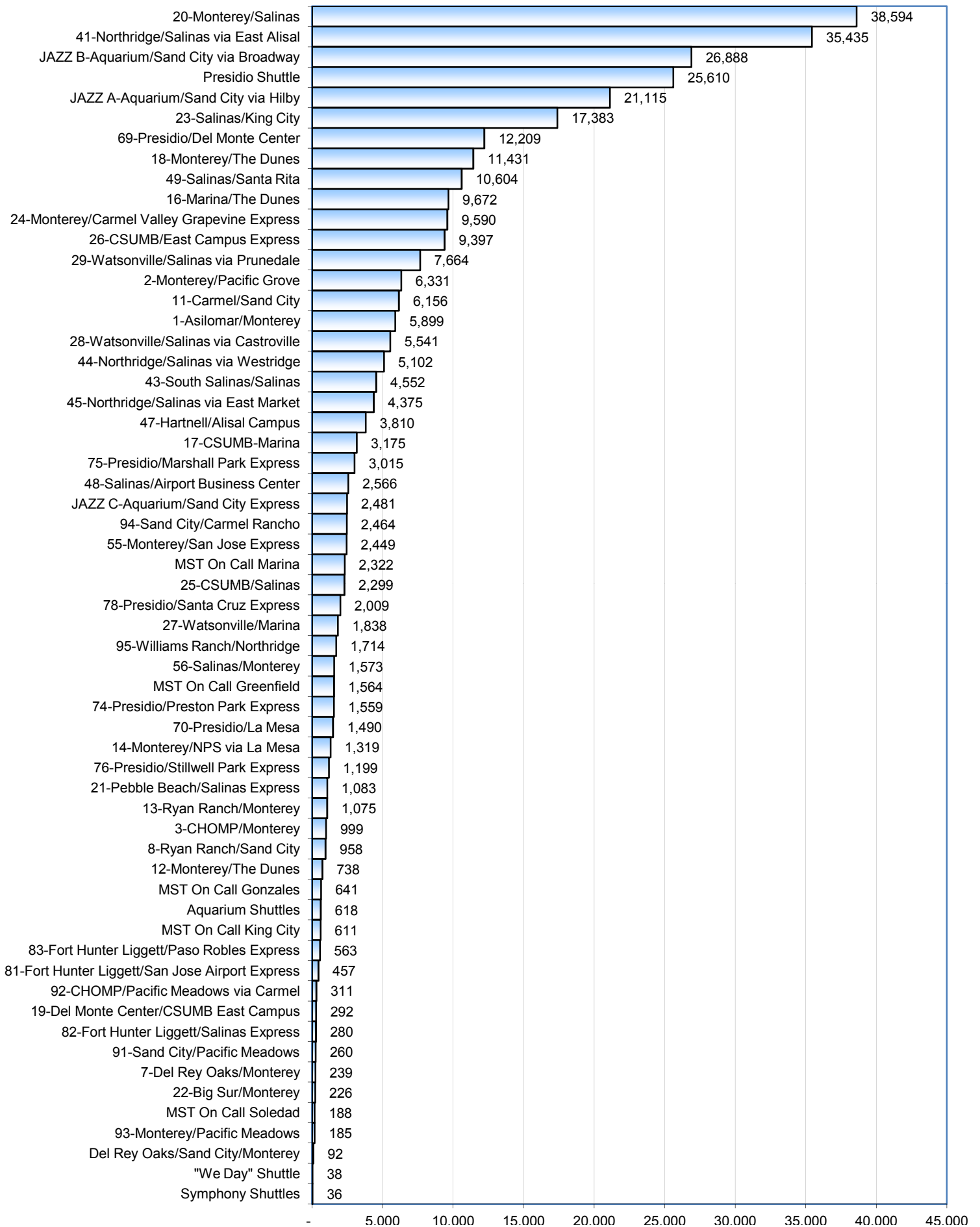


Cancelled Revenue Hours - Year to Date



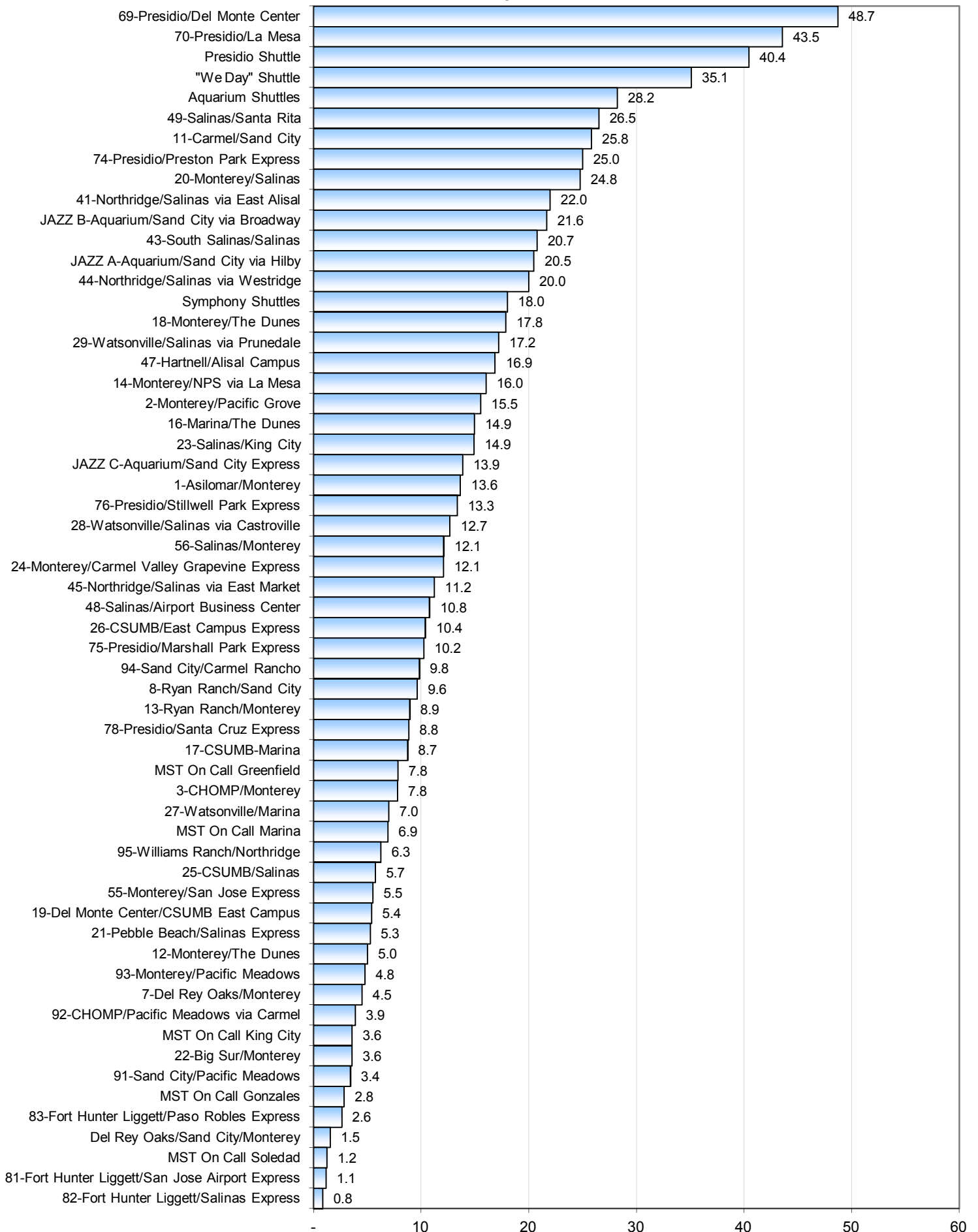
Ridership by Line - February 2015

Total Passengers



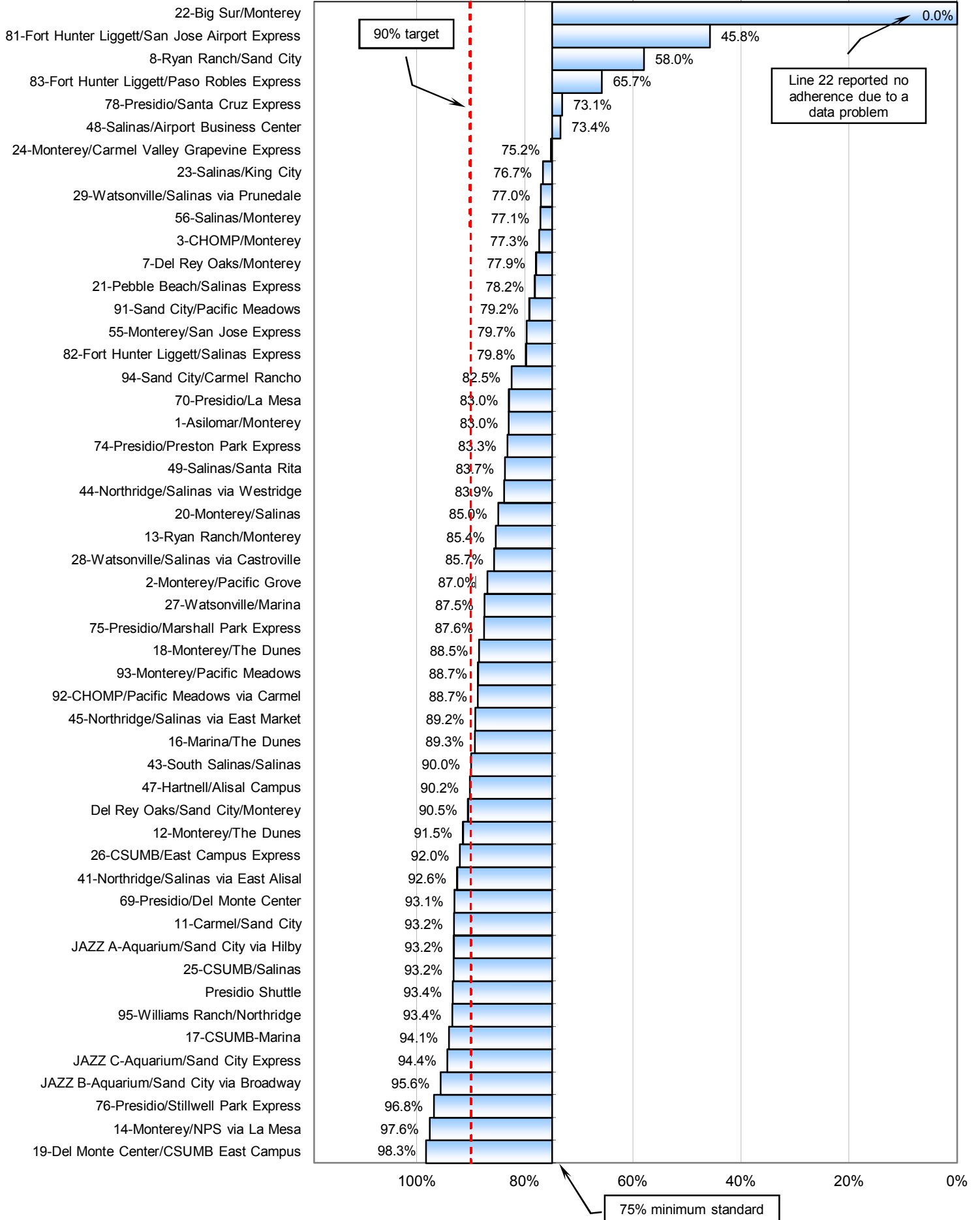
Productivity by Line - February 2015

Passengers Per Hour



Schedule Adherence by Line - February 2015

Percent On-time Timepoints



February 2015

Systemwide Ridership: 322,284
 Systemwide Revenue Hours: 20467:22
 Systemwide Revenue Miles: 331,457.6

Local - \$1.50 / \$.75

	Ridership	VRHrs	VRMi	Pax/Hr	% Riders	% Hrs
3-CHOMP/Monterey	999	128:02	1,557.2	7.80	0.3%	0.6%
7-Del Rey Oaks/Monterey	239	53:15	916.3	4.49	0.1%	0.3%
8-Ryan Ranch/Sand City	958	99:33	1,550.0	9.62	0.3%	0.5%
13-Ryan Ranch/Monterey	1,075	120:20	1,981.4	8.93	0.3%	0.6%
17-CSUMB-Marina	3,175	363:07	3,466.4	8.74	1.0%	1.8%
19-Del Monte Center/CSUMB East Campus	292	54:05	958.3	5.40	0.1%	0.3%
26-CSUMB/East Campus Express	9,397	906:00	9,195.4	10.37	2.9%	4.4%
47-Hartnell/Alisal Campus	3,810	226:06	1,842.7	16.85	1.2%	1.1%
48-Salinas/Airport Business Center	2,566	238:27	3,359.9	10.76	0.8%	1.2%
91-Sand City/Pacific Meadows	260	76:00	1,058.5	3.42	0.1%	0.4%
92-CHOMP/Pacific Meadows via Carmel	311	80:07	769.9	3.88	0.1%	0.4%
93-Monterey/Pacific Meadows	185	38:51	468.6	4.76	0.1%	0.2%
94-Sand City/Carmel Rancho	2,464	250:41	3,168.7	9.83	0.8%	1.2%
95-Williams Ranch/Northridge	1,714	274:12	2,866.1	6.25	0.5%	1.3%
MST On Call Marina	2,322	335:50	4,465.0	6.91	0.7%	1.6%
MST On Call Gonzales	641	228:00	1,712.0	2.81	0.2%	1.1%
MST On Call Greenfield	1,564	199:30	2,998.0	7.84	0.5%	1.0%
MST On Call King City	611	171:00	2,957.0	3.57	0.2%	0.8%
MST On Call Soledad	188	152:00	2,128.0	1.24	0.1%	0.7%
Total	32,771	3995:06	47,419.3	8.2	10.2%	19.5%

Primary - \$2.50 / \$1.25

	Ridership	VRHrs	VRMi	Pax/Hr	% Riders	% Hrs
1-Asilomar/Monterey	5,899	432:49	4,598.3	13.63	1.8%	2.1%
2-Monterey/Pacific Grove	6,331	408:24	4,249.6	15.50	2.0%	2.0%
11-Carmel/Sand City	6,156	238:28	3,406.2	25.81	1.9%	1.2%
16-Marina/The Dunes	9,672	647:10	9,920.5	14.95	3.0%	3.2%
18-Monterey/The Dunes	11,431	640:32	9,887.2	17.85	3.5%	3.1%
24-Monterey/Carmel Valley Grapevine Express	9,590	795:41	14,921.2	12.05	3.0%	3.9%
25-CSUMB/Salinas	2,299	401:13	8,549.2	5.73	0.7%	2.0%
27-Watsonville/Marina	1,838	263:28	7,092.6	6.98	0.6%	1.3%
41-Northridge/Salinas via East Alisal	35,435	1613:21	17,026.9	21.96	11.0%	7.9%
43-South Salinas/Salinas	4,552	219:27	2,239.3	20.74	1.4%	1.1%
44-Northridge/Salinas via Westridge	5,102	255:20	3,007.1	19.98	1.6%	1.2%
45-Northridge/Salinas via East Market	4,375	390:11	4,670.8	11.21	1.4%	1.9%
49-Salinas/Santa Rita	10,604	400:01	3,534.5	26.51	3.3%	2.0%
Del Rey Oaks/Sand City/Monterey	92	60:16	1,299.2	1.53	0.0%	0.3%
JAZZ A-Aquarium/Sand City via Hilby	21,115	1031:55	10,922.5	20.46	6.6%	5.0%
JAZZ B-Aquarium/Sand City via Broadway	26,888	1242:15	12,006.3	21.64	8.3%	6.1%
JAZZ C-Aquarium/Sand City Express	2,481	179:05	2,052.3	13.85	0.8%	0.9%
Total	163,860	9219:36	119,383.8	17.8	50.8%	45.0%

Regional - \$3.50 / \$1.75

	Ridership	VRHrs	VRMi	Pax/Hr	% Riders	% Hrs
20-Monterey/Salinas	38,594	1559:12	30,136.8	24.75	12.0%	7.6%
21-Pebble Beach/Salinas Express	1,083	206:16	4,648.4	5.25	0.3%	1.0%
22-Big Sur/Monterey	226	63:27	1,377.6	3.56	0.1%	0.3%
23-Salinas/King City	17,383	1167:45	35,841.5	14.89	5.4%	5.7%
28-Watsonville/Salinas via Castroville	5,541	437:41	11,452.3	12.66	1.7%	2.1%
29-Watsonville/Salinas via Prunedale	7,664	446:20	8,124.7	17.17	2.4%	2.2%
56-Salinas/Monterey	1,573	130:12	2,423.7	12.08	0.5%	0.6%
Total	72,064	4010:53	94,004.9	18.0	22.4%	19.6%

Commuter - \$12 / \$6

	Ridership	VRHrs	VRMi	Pax/Hr	% Riders	% Hrs
55-Monterey/San Jose Express	2,449	446:16	12,852.4	5.49	0.8%	2.2%
Total	2,449	446:16	12,852.4	5.5	0.8%	2.2%

Military

	Ridership	VRHrs	VRMi	Pax/Hr	% Riders	% Hrs
12-Monterey/The Dunes	738	147:34	2,547.1	5.00	0.2%	0.7%
14-Monterey/NPS via La Mesa	1,319	82:20	819.3	16.02	0.4%	0.4%
69-Presidio/Del Monte Center	12,209	250:39	2,241.3	48.71	3.8%	1.2%
70-Presidio/La Mesa	1,490	34:13	442.5	43.55	0.5%	0.2%
74-Presidio/Preston Park Express	1,559	62:23	1,174.4	24.99	0.5%	0.3%
75-Presidio/Marshall Park Express	3,015	294:49	4,008.6	10.23	0.9%	1.4%
76-Presidio/Stillwell Park Express	1,199	89:54	1,193.0	13.34	0.4%	0.4%
78-Presidio/Santa Cruz Express	2,009	227:08	5,428.6	8.85	0.6%	1.1%
81-Fort Hunter Liggett/San Jose Airport Express	457	400:45	12,293.1	1.14	0.1%	2.0%
82-Fort Hunter Liggett/Salinas Express	280	331:40	13,436.5	0.84	0.1%	1.6%
83-Fort Hunter Liggett/Paso Robles Express	563	215:38	7,608.6	2.61	0.2%	1.1%
Presidio Shuttle	25,610	633:28	5,771.1	40.43	7.9%	3.1%
Total	50,448	115	56,964	18.2	15.7%	13.5%

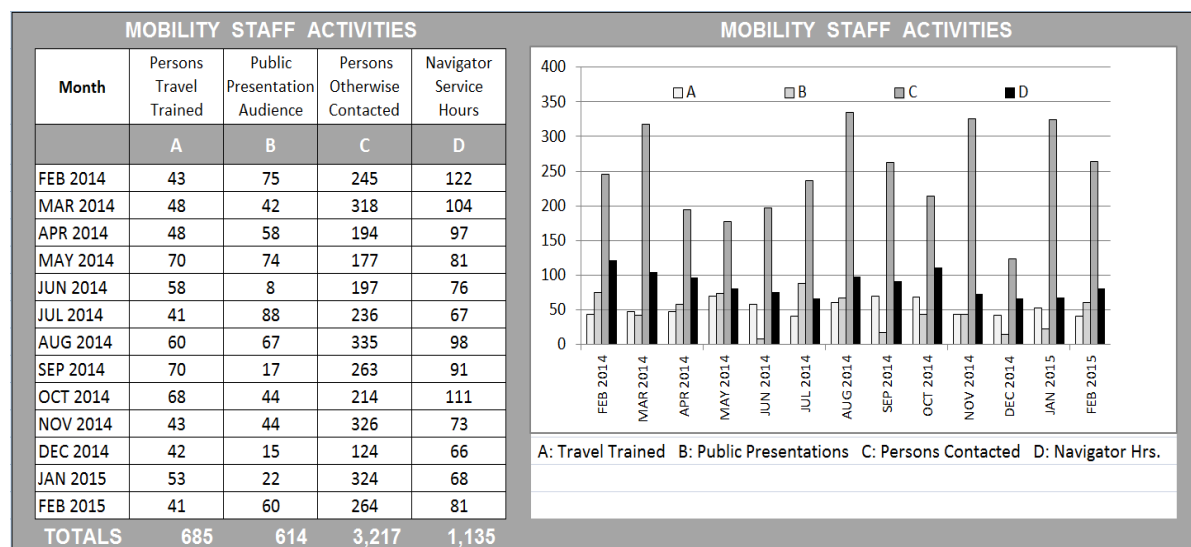
Supplemental

	Ridership	VRHrs	VRMi	Pax/Hr	% Riders	% Hrs
Aquarium Shuttles	618	21:55	773.1	28.20	0.2%	0.1%
Symphony Shuttles	36	2:00	45.4	18.00	0.0%	0.0%
"We Day" Shuttle	38	1:05	14.6	35.08	0.0%	0.0%
Total	692	25:00	833.1	27.7	0.2%	0.1%

Mobility Programs Update – February 2015

The CTSA Manager, along with the Director of Transportation, met with representatives of the Trapeze Group about expanding MST's current RIDES software capabilities to include debit accounts for customers. Also discussed was the Trapeze Rapid Response software for responding to local transportation needs during a natural disaster or other emergencies. In addition, a meeting was held with La Casa Adult Day Health Center staff, MV Transportation staff, and County Supervisor Simon Salinas, to continue efforts to improve RIDES service to La Casa while also ameliorating the stress on the RIDES service during peak hours. Finally, MST staff and the Mobility Advisory Committee met with TAMC staff to provide input for the TAMC Unmet Needs assessment.

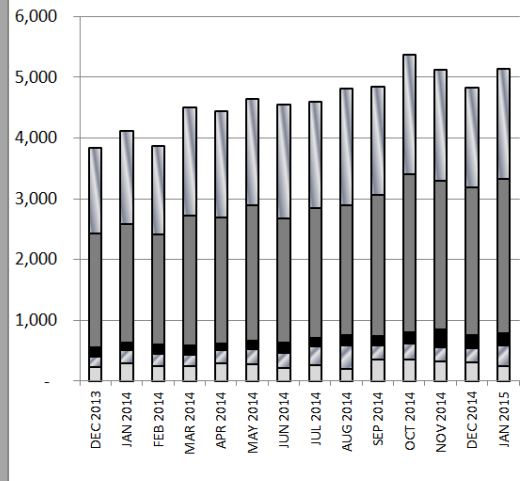
Mobility Specialists visited three senior sites; the Salinas Firehouse, the Soledad YMCA and the Seaside Senior Center, where they answered questions from approximately 60 seniors about senior-friendly MST services. Mobility Specialist also presented mobility information to VTT classes of coach operators and one new-hire class, where a total of 20 coach operators attended. In addition, they attended the CSUMB CHHS orientation to recruit spring semester 2015 interns as well as made presentations to military spouses & Hartnell College students about becoming a MST Navigator.



Senior Shuttles Boardings

Month	Line 91	Line 92	Line 93	Line 94	Line 95	All Senior Shuttles Trips
DEC 2013	223	181	159	1,870	1,402	3,835
JAN 2014	300	210	123	1,955	1,520	4,108
FEB 2014	242	212	153	1,799	1,455	3,861
MAR 2014	247	181	165	2,130	1,779	4,502
APR 2014	289	213	123	2,059	1,760	4,444
MAY 2014	278	239	154	2,216	1,762	4,649
JUN 2014	213	248	167	2,050	1,874	4,552
JUL 2014	262	303	149	2,127	1,761	4,602
AUG 2014	204	379	176	2,135	1,922	4,816
SEP 2014	351	237	158	2,310	1,783	4,839
OCT 2014	357	268	173	2,603	1,966	5,367
NOV 2014	316	238	290	2,446	1,835	5,125
DEC 2014	313	225	223	2,431	1,630	4,822
JAN 2015	246	339	209	2,532	1,818	5,144
TOTALS	3,841	3,473	2,422	30,663	24,267	64,666

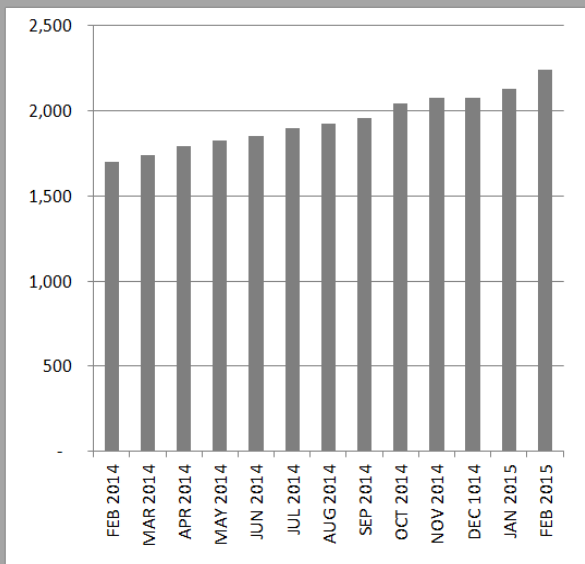
Senior Shuttles Boardings



RIDES CUSTOMERS

MONTHS	NEW APPLICATIONS	RECERTIFICATION APPLICATIONS	APPROVED	INCOMPLETE APPLICATIONS	INELIGIBLE	ACTIVE CUSTOMERS
FEB 2014	38	12	50	18	0	1,697
MAR 2014	54	9	63	15	0	1,738
APR 2014	37	9	46	10	0	1,791
MAY 2014	40	7	47	10	0	1,826
JUN 2014	61	9	70	16	0	1,849
JUL 2014	47	9	56	15	0	1,897
AUG 2014	40	13	53	6	0	1,926
SEP 2014	48	16	64	17	0	1,954
OCT 2014	33	16	49	7	0	2,043
NOV 2014	45	13	58	14	0	2,074
DEC 2014	31	20	51	11	0	2,074
JAN 2015	39	17	56	15	1	2,129
FEB 2015	31	15	46	3	2	2,243
TOTALS	499	152	709	398	3	

RIDES CUSTOMERS

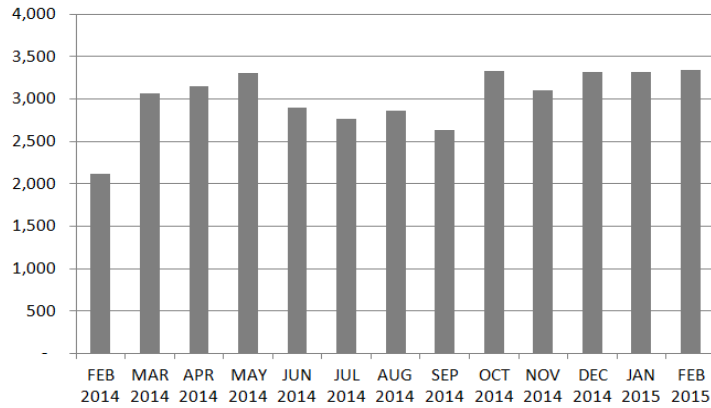


MONTHLY TAXI VOUCHER USE

MONTH	TOTAL
FEB 2014	2,120
MAR 2014	3,071
APR 2014	3,150
MAY 2014	3,307
JUN 2014	2,897
JUL 2014	2,763
AUG 2014	2,859
SEP 2014	2,632
OCT 2014	3,335
NOV 2014	3,105
DEC 2014	3,320
JAN 2015	3,320
FEB 2015	3,347

TOTALS 39,226

MONTHLY TAXI VOUCHER USE



Blank Page

ATTACHMENT 3

March 26, 2015

To: Carl G. Sedoryk, General Manager/CEO

From: Michael Hernandez, Assistant General Manager/COO

Subject: Monthly Maintenance/Facilities Report for February 2015

This monthly report summarizes the activities of the Maintenance and Facilities Departments as well as fuel prices during the past month.

FY15 Fuel Budget:	Average Fuel Price February 2015:	Average Fuel Price: FY2015
Diesel: \$3.60	\$2.33	\$2.73
Gasoline: \$3.90	\$1.95	\$2.79

Fleet Status:	Operating Cost Per Mile:	* Miles Between Major Mechanical Road Calls:
February 2015:	\$.91	11,674
FY2015 - YTD:	\$1.06	24,277
FY2014:	\$1.20	13,548 YTD Comparison

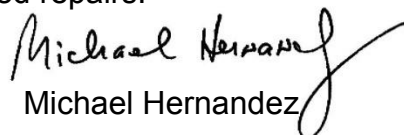
* **Minimum:** 7,000 Miles; **Goal:** 15,000 Miles

Department Activities/Comments:

There were 24 road calls during the month of February. Twenty-three road calls were categorized as "major mechanical" with one incident attributed to minor mechanical or non-mechanical issues. In February the highest major road call categories were due to exhaust issues (7) and coolant issues (4).

During January and February road calls increased significantly as compared to the previous five months (August – December). The majority of road calls during these two months were directly related to exhaust issues, followed by various coolant related issues. Road calls were also higher than usual due to several oil/hydraulic fluid leaks. Most emission filter issues impact MST's oldest fleet, which will continue to experience a higher rate of failure than the newer fleet due to their condition and age. As the older fleet is retired emission failures will decrease.

Major component expenses for the month included two turbo chargers; bike racks for the new MCI coaches and of rim replacements for various fleets. During the past month the fuel tank system at CJW required repairs.


Michael Hernandez

Blank Page

February 2015
MST Operated Fixed Route Bus Fleet - Summary Information

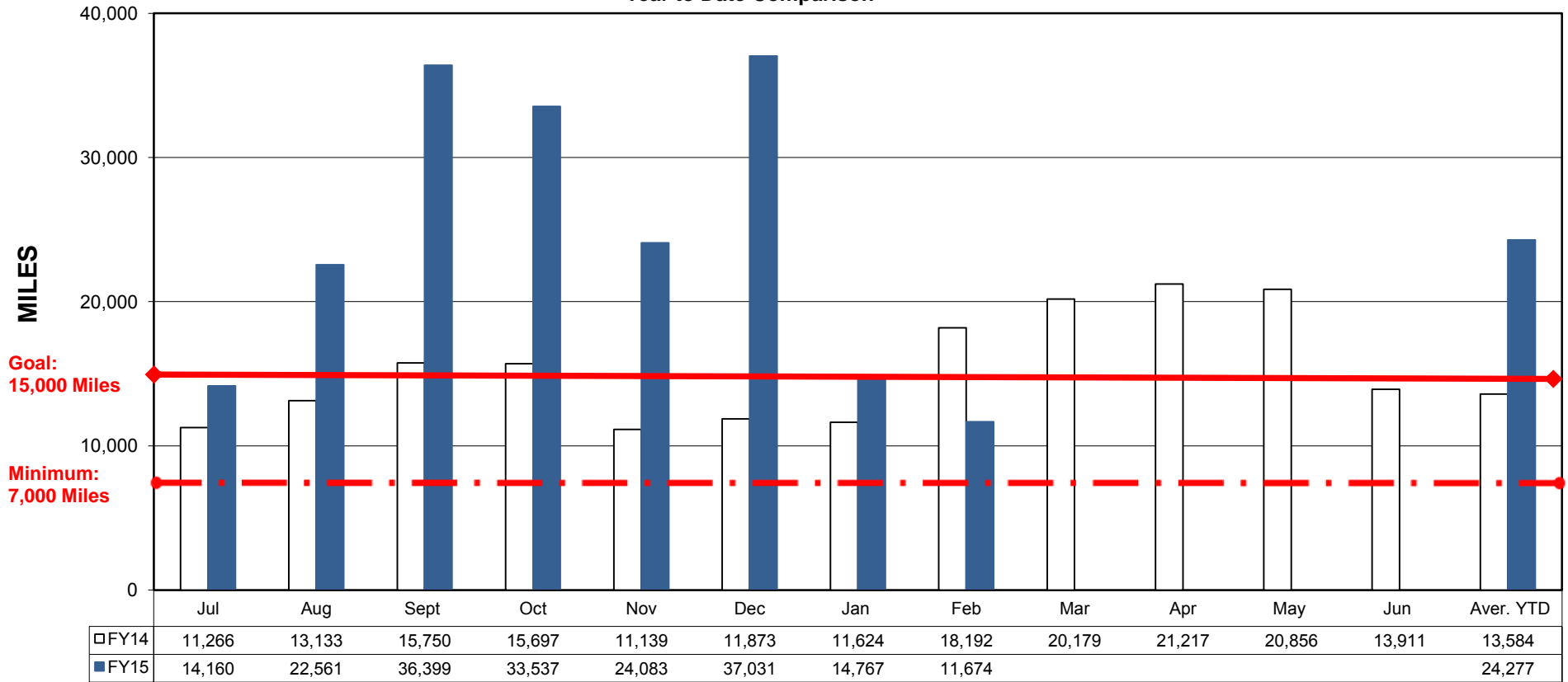
Fleet Series	Manufacturer Model/Year	Quantity In Revenue Service	Engine	Fuel Type	MPG	Average Life To Date Miles
1101 - 1121	Gillig Phantom 2000	16	Cummins ISM 280 HP	ULSD Diesel	4.4	632,068
1122 - 1129	Gillig Phantom 2003	8	Detroit DC Series 50 ERG	ULSD Diesel	4.0	460,779
1701 - 1712	Gillig Low-floor 2002	12	Cummins ISM 280 HP	ULSD Diesel	5.1	532,340
1713 - 1724	Gillig Low-floor 2003	12	Detroit DC Series 50 ERG	ULSD Diesel	4.4	433,886
1725 - 1729	Gillig Low-floor 2007	5	Cummins ISM 280 HP	ULSD Diesel	3.5	252,488
1801 - 1804	Gillig Suburban 2002	4	Cummins ISM 280 HP	ULSD Diesel	4.7	784,123
1805 -1808	Gillig Suburban 2003	4	Detroit DC Series 50 ERG	ULSD Diesel	4.4	692,152
2001 - 2010	Gillig Low-floor 2007	10	Cummins ISM 280 HP	ULSD Diesel	3.5	302,803
2101	Gillig Low-Floor Commuter 2013	1	Cummins ISL 280	ULSD Diesel	7.3	76,123
4501 - 4506	MCI D4500 2009, 2010, 2012	4	Cummins ISM 480 HP	ULSD Diesel	5.6	349,293
4505 - 4506	MCI D4500 2015	2	CUMMINS ISX 385 HP	ULSD Diesel	6.4	8,006
1901	2003 Optima Trolley	1	Electric Motor (ZEB)	Electric		Electrification Project Not Complete
Total Active Revenue Vehicles:		79			4.3	
Contingency Fleet Effective: 9/28/13	Model Year 2000, Gillig Phantom: 1112, 1119	2	Cummins ISM 480 HP	ULSD Diesel	N/A	625,714

Historical Fleet:	"Bus 80" 1948 Fageol, Twin Coach (Gasoline)
-------------------	---

	Revenue Fleet	Non-Revenue Fleet
Miles:	268,503	29,194
Gallons:	59,483	1,637
Average Miles Per Gallon:	4.5	17.8

Current Inventory Value: 3/2/15	
Fuel, Coolant & Lubricants:	\$95,380
Parts & Supplies:	\$197,232
Total Value:	\$292,612

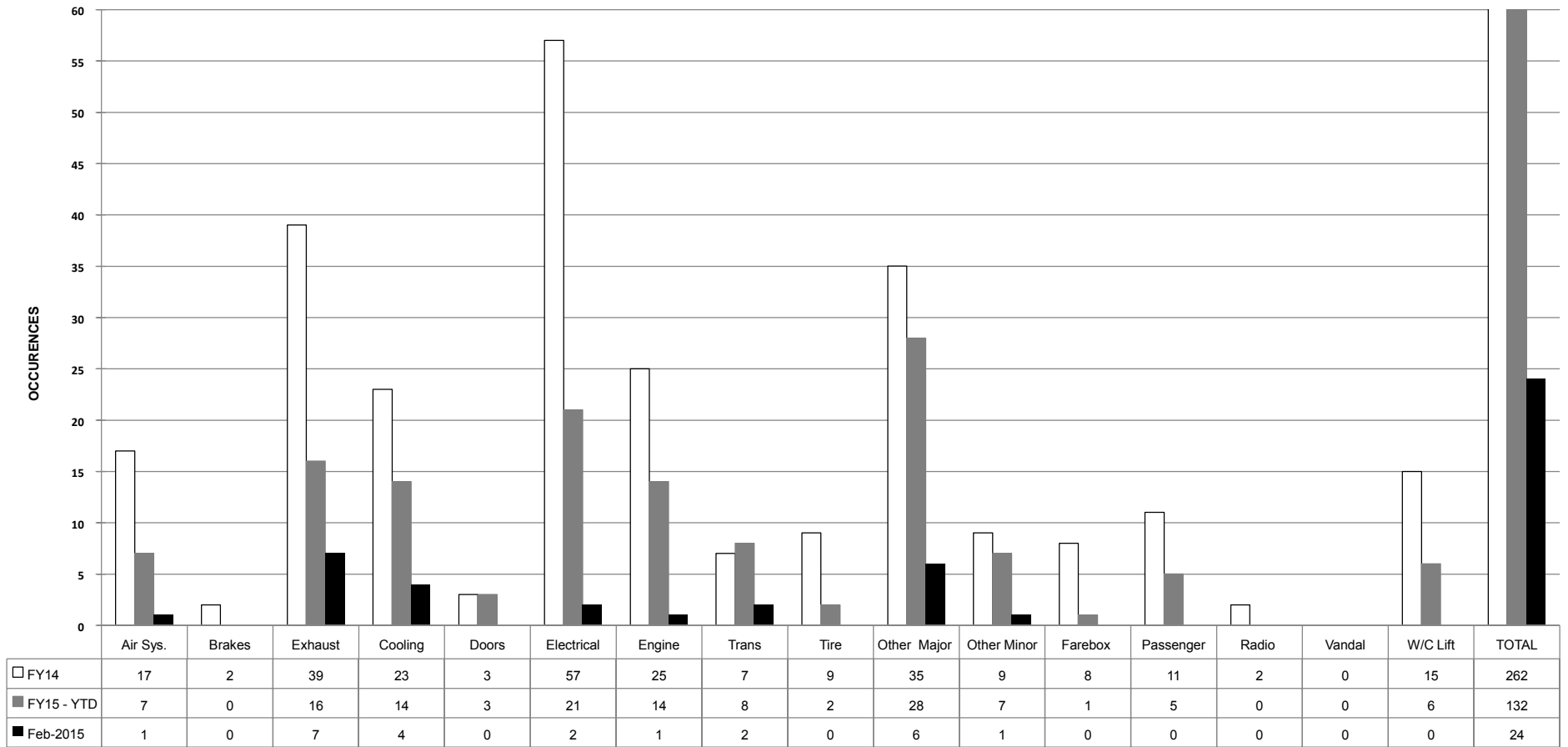
Miles Between Major Mechanical Roadcalls
FY14 vs. FY15 YTD
Year to Date Comparison



AII ROAD CALLS - BY CATEGORY

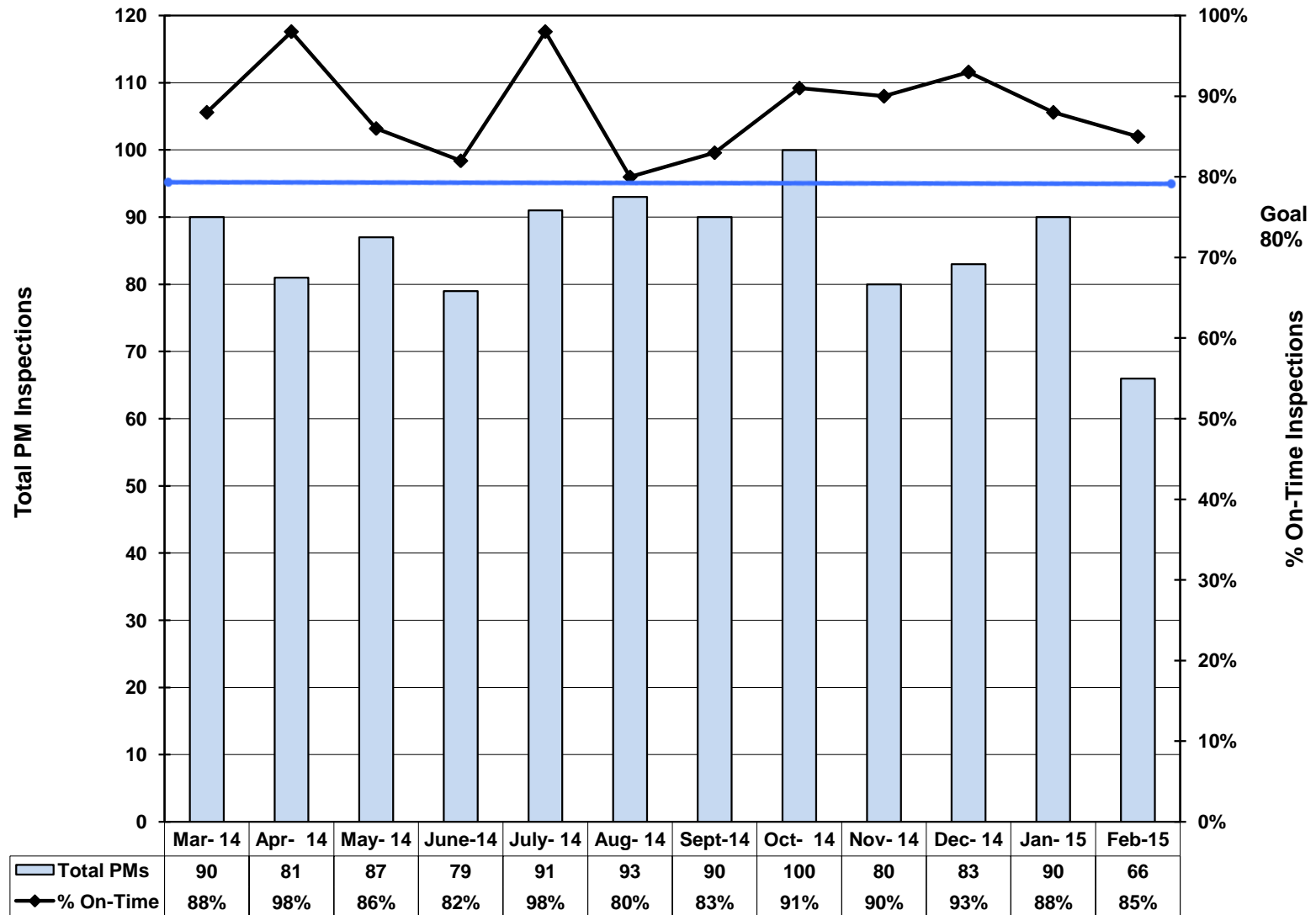
FY 2014 & 2015

CUMULATIVE YEAR-TO-DATE

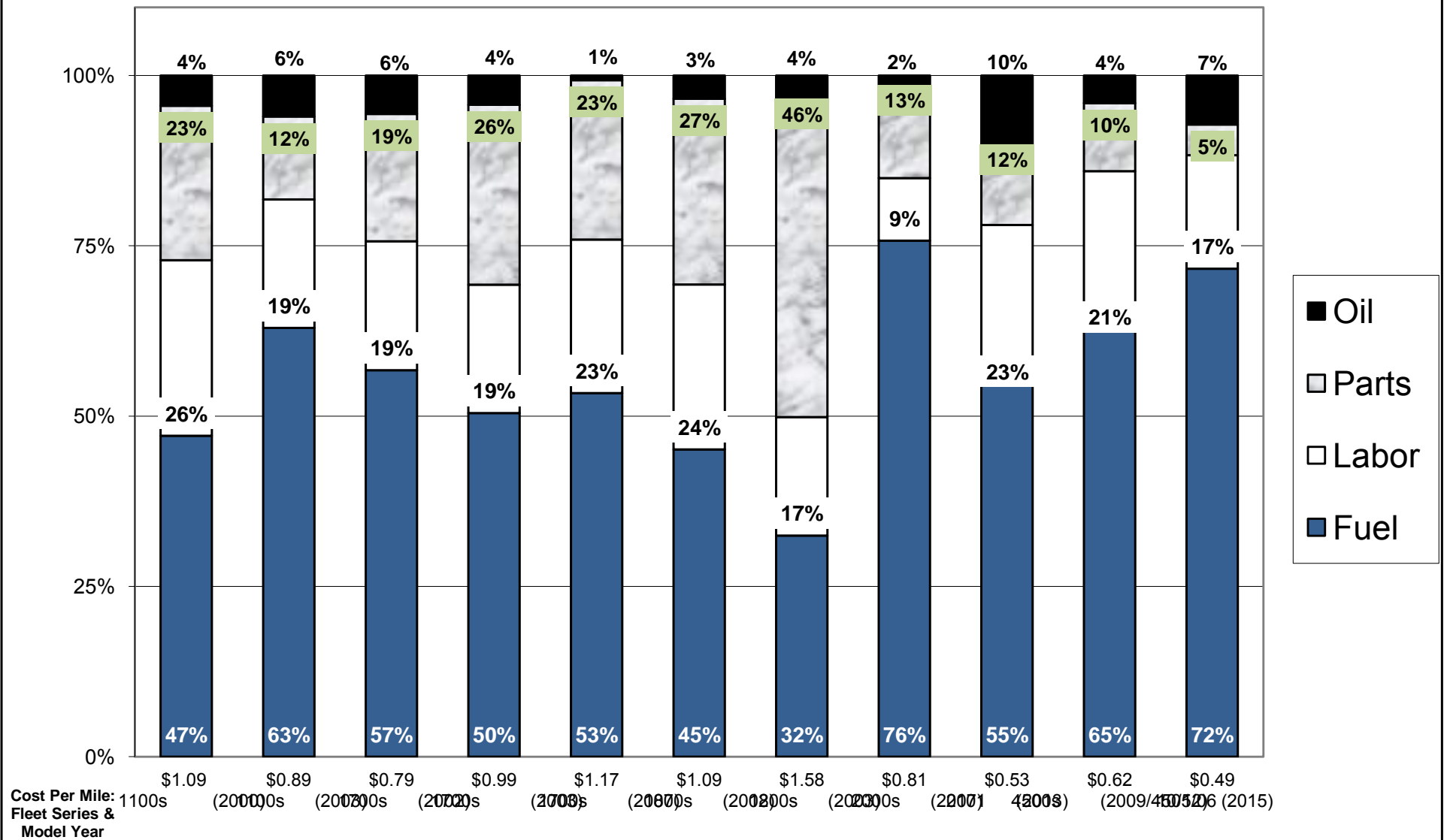


* "Other Major" and "Other Minor" categories includes major or minor mechanical failures not listed on this chart

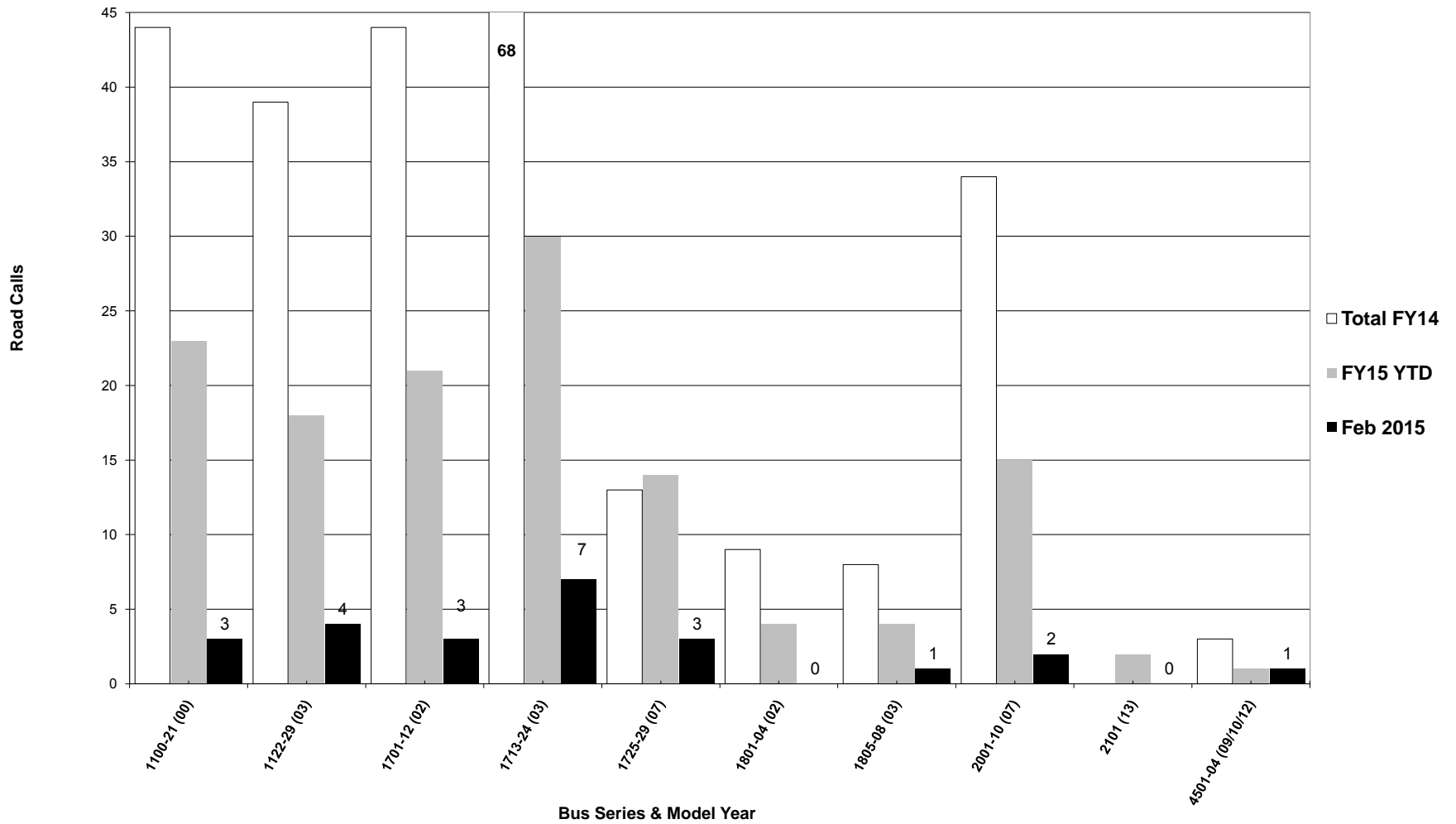
PREVENTIVE MAINTENANCE (PMs) INSPECTIONS PAST TWELVE MONTHS



Revenue Fleet: Operating Cost Per Mile February 2015

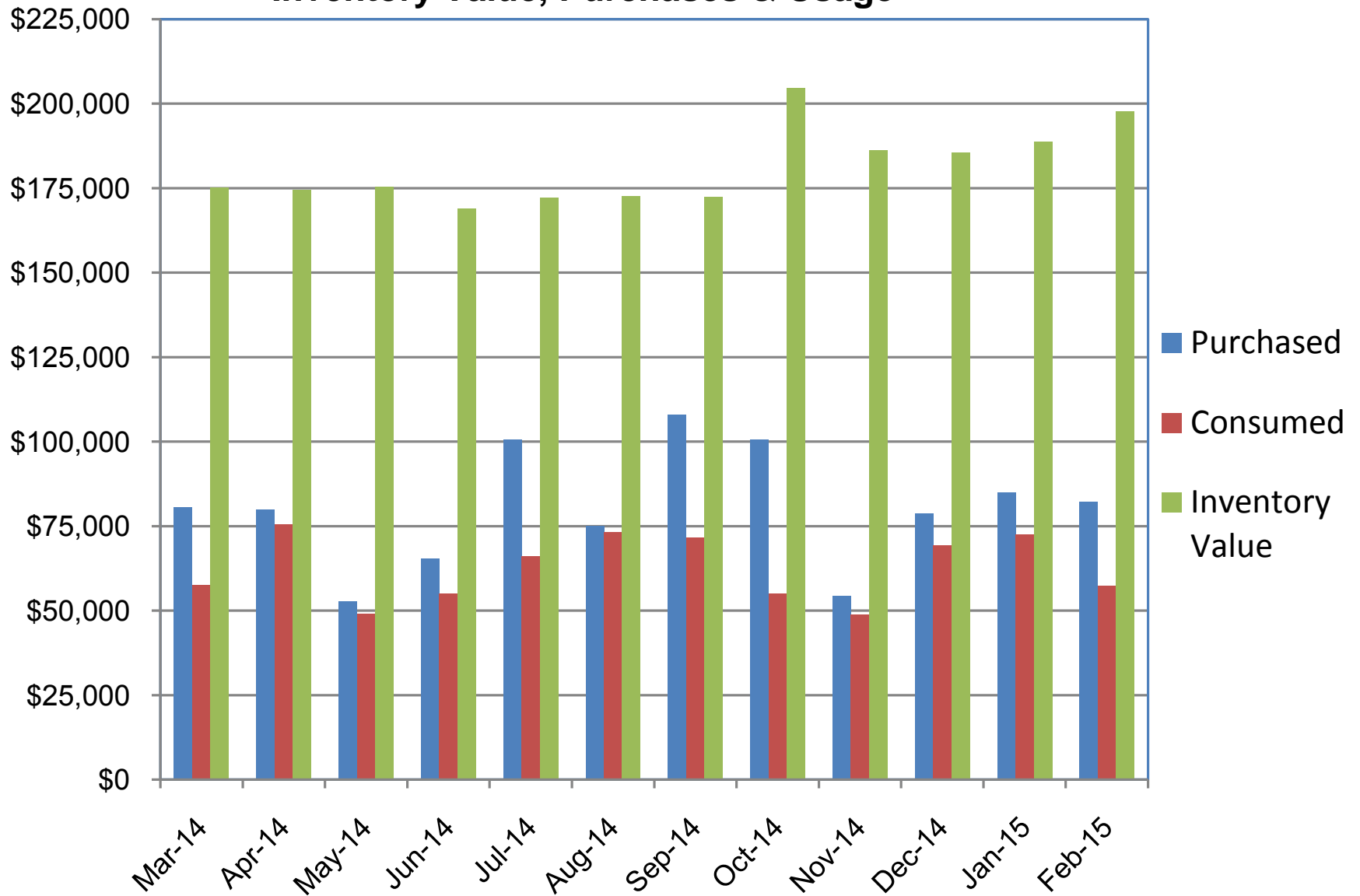


February 2015: ALL ROAD CALLS BY BUS SERIES
Major Mechanical: 23 Other/Minor Mechanical: 1
Total Miles: 268,503

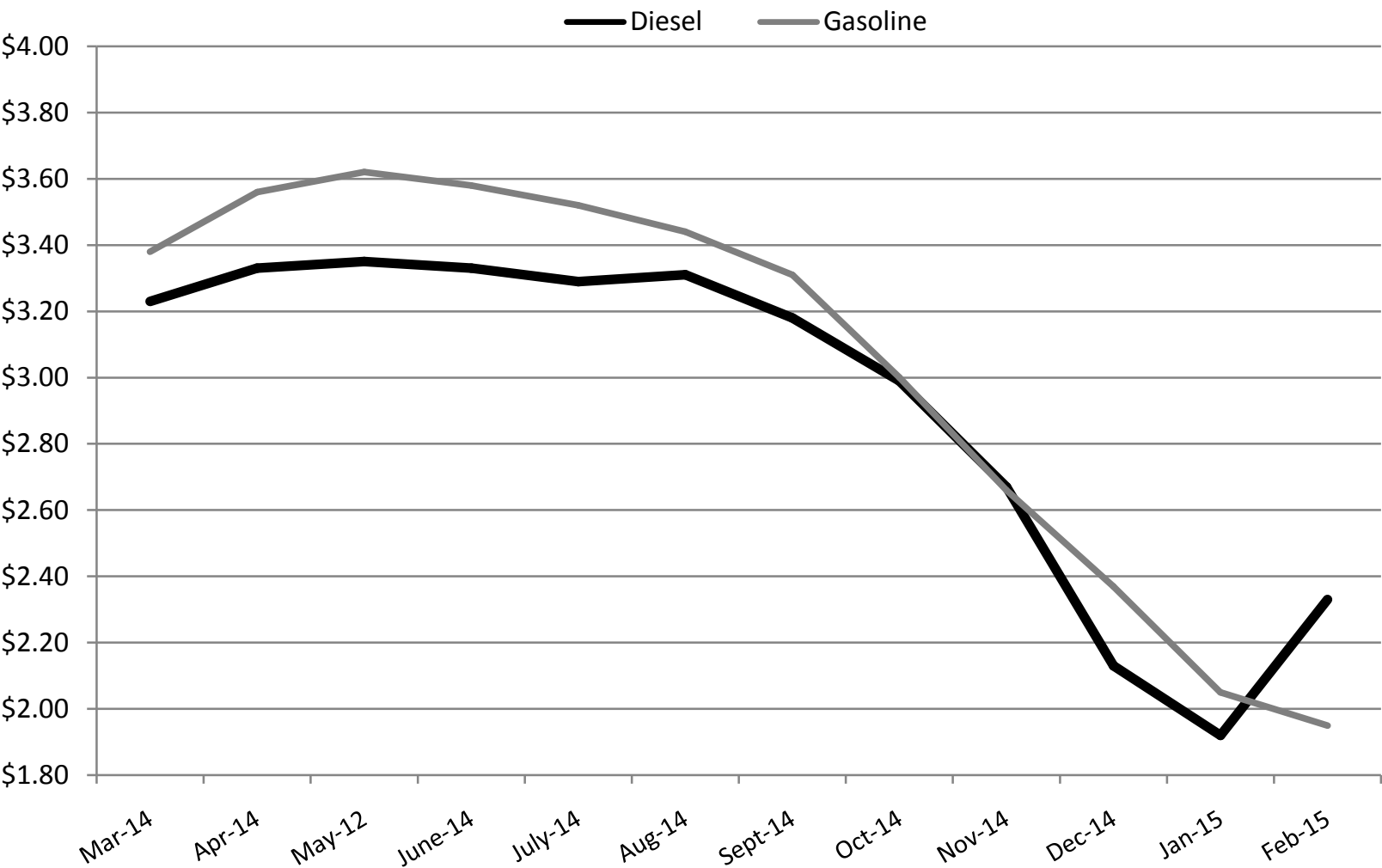


Fleet Support

Inventory Value, Purchases & Usage



12 Month Rolling Fuel Cost



12 Month Average:
Diesel: \$2.92
Gasoline: \$3.04

FY15 Average:
Diesel: \$2.73
Gasoline: \$2.79

FY2015 Fuel Budget
Diesel: \$3.60 Gallon
Gasoline: \$3.90 Gallon

ATTACHMENT 4

Date: April 13, 2015

To: C. Sedoryk, General Manager/CEO

From: Hunter Harvath, Assistant General Manager – Finance & Administration; Andrea Williams, General Accounting & Budget Manager; Mark Eccles, Director of Information Technology; Kelly Halcon, Director of Human Resources/Risk Management; Zoe Shoats, Marketing Manager; Sonia Bannister, Customer Service Supervisor.

Subject: **Administration Department** Monthly Report – February 2015

The following significant events occurred in Administration work groups for the month of February 2015:

Human Resources

A total employment level for February 2015 is summarized as follows:

Positions	Budget FY15	Actual	Difference
Coach Operators / Trainees	133	144	11
C/O on Long Term Leave *	3	0	-3
Coach Operators Limited Duty	1	0	-1
Operations Staff	28	29	1
Maintenance & Facilities	44	40	-4
Administration (Interns 2 PT)	25	25	0
Total	234	238	4

*Total budget numbers do not include the C/O on Long Term Leave as those numbers are already reflected in the Coach Operators/Trainees number.

January Worker's Compensation Costs	
<i>Indemnity (paid to employees)</i>	\$17,909.40
<i>Other (includes Legal)</i>	\$13,752.49
<i>Medical includes Case Mgmt, UR, Rx & PT</i>	\$16,214.26
<i>TPA Administration Fee</i>	\$5,000.00
<i>Excess Insurance</i>	\$7,341.08
Total Expenses	\$60,217.23
Reserves	\$1,393,667.96
Excess Reserved	(\$501,104.96)
<i># Ending Open Claims</i>	44

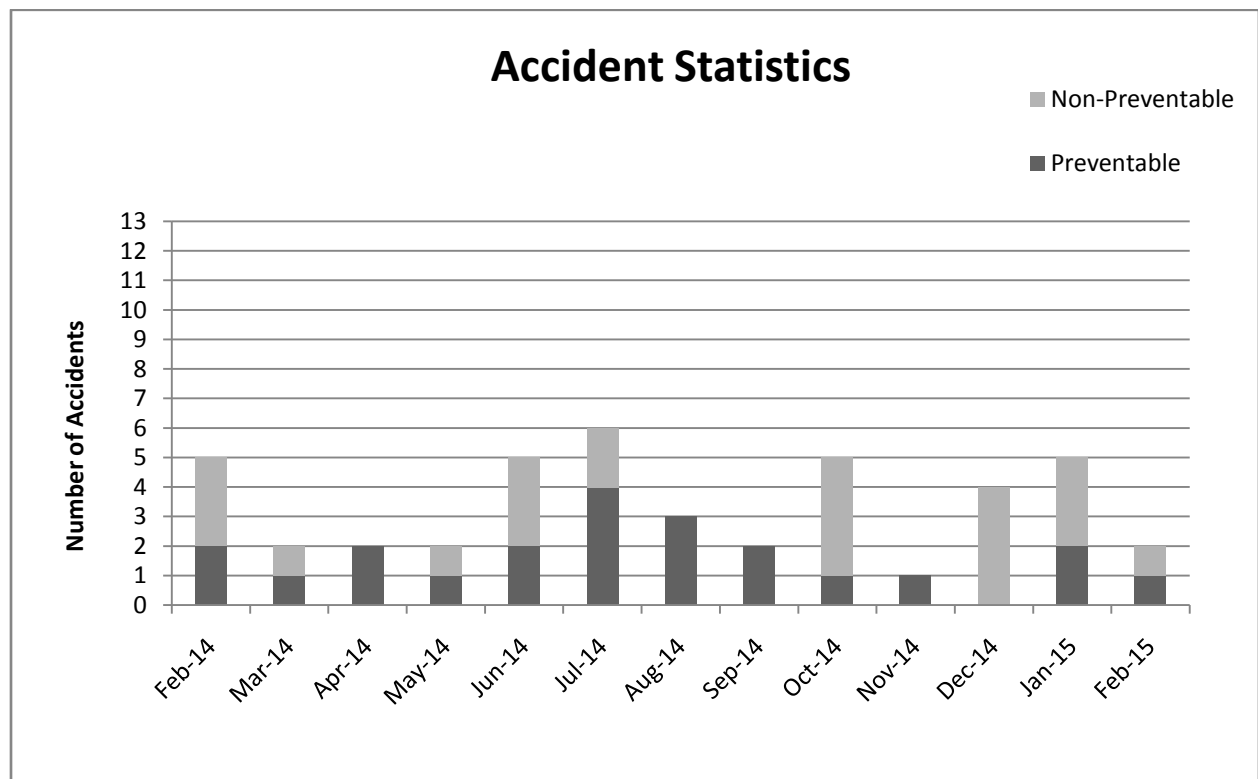
Training

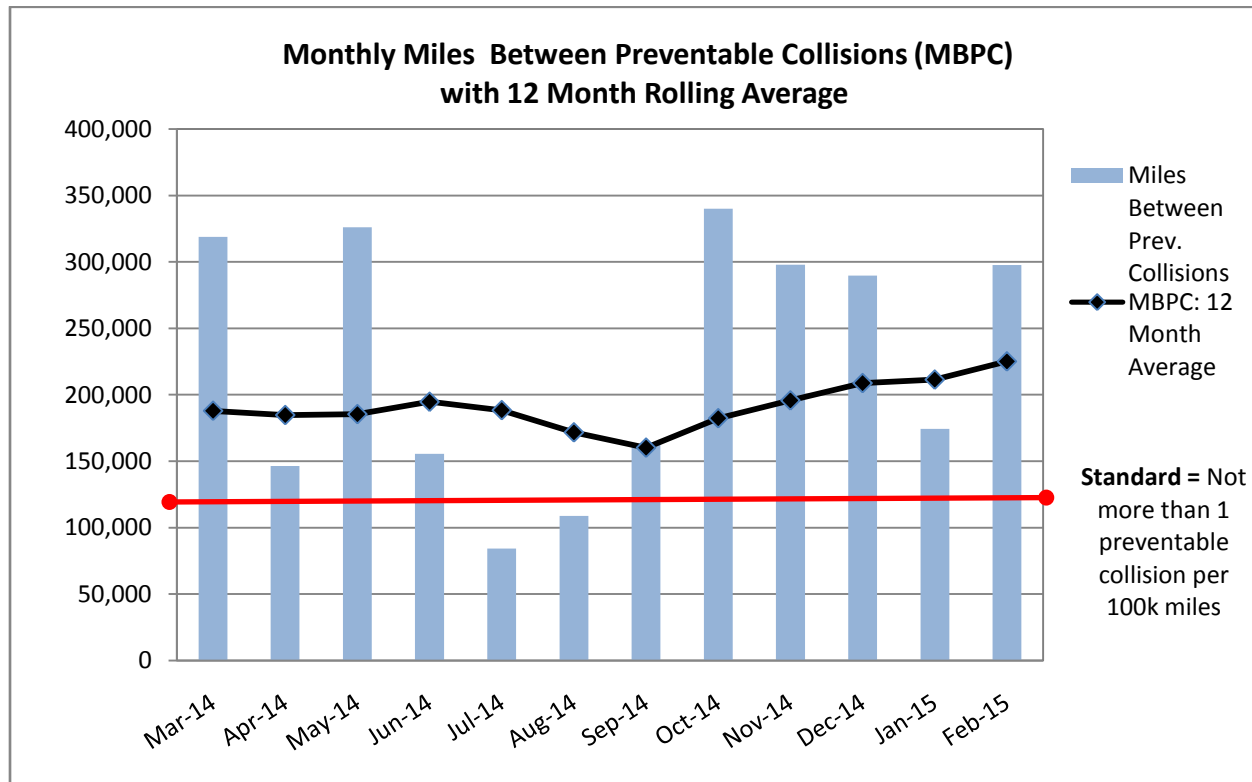
Description	Attendees
Annual VTT Training	0
Line Instructor Training	0

Risk Management Update

Description	February 2015 Preventable		February 2014 Preventable	
	Yes	No	Yes	No
Vehicle hits bus	0	1	0	3
Bus hit stationary object	1	0	2	0
TOTAL	1	1	2	3

During the month of February, there was 1 preventable collision that occurred during a routine right turn. The operator did not leave enough clearance between the bus and a parked car. The damage was minimal.





There were no claim recoveries during this period and no claims paid.

Customer Service Update

Service Report Type	MST	*Other Provider	# of valid reports	% of reports received	February '14	% of reports received
Improper Driving	6	2	1/2 *	14.8%	2	7.7%
Fare / Transfer Dispute	2	0		3.7%	1	3.8%
Passed By	0	3	2*	5.6%	3	11.5%
Improper Employee Conduct	4	3	2*	13.0%	2	7.7%
Bus Stop Amenities	2	0		3.7%	0	0.0%
Late Arrival	1	0		1.9%	1	3.8%
No Show	1	3	3*	7.4%	1	3.8%
Request to add service	1	0		1.9%	0	0.0%
ADA Compliance	0	1		1.9%	1	3.8%
Service Other	4	5	3*	16.7%	5	19.2%
Unsafe conditions	0	1	1*	1.9%	0	0.0%
Early Departure	2	1	1*	5.6%	2	7.7%
Passenger Injury	1	0		1.9%	2	7.7%
Routing	0	0		0.0%	1	3.8%
Employee Other	1	5	4*	11.1%	3	11.5%

Late Departure	0	0		0.0%	1	3.8%
Inaccurate public information	1	1		3.7%	1	3.8%
Left behind	3	0	1	5.6%	0	0.0%
Total Complaints	29	25		100.0%	26	100.0%
Employee Compliment		2			1	
Service Compliment	2	1			0	

Finance Update

General Accounting/Accounts Payable

During the month of February, staff processed timely and accurate payments to vendors, recorded appropriate revenues, and prepared monthly financial reporting and analysis. Throughout the month, staff finalized the FY15 Budget revision to present to the Board for approval.

Payroll

Payroll completed year-end submissions of W-2s to the Social Security Administration. Payroll continued to provide hours and earnings reports upon request to MST departments. Routine changes and adjustments to payroll records were maintained along with filing of all federal, state, and retirement reports and payments on a timely basis.

Grants

The semi-annual reports were submitted to the Public Transportation Modernization, Improvement, and Service Enhancement (PTMISEA) program at Caltrans. Staff attended a grant workshop in Oakland for one of the Cap and Trade programs. The grant application was submitted to State Department of Housing and Community Development for the Affordable Housing and Sustainable Communities grant program. Coordination with TAMC staff was initiated for a number of grant applications due in the spring.

Purchasing

During the month of February, staff worked on a variety of RFP's for Fuel Island Design, Physical Examinations, Drug and Alcohol testing, and Workers Compensation, and an RFP for Monitoring of Measure Q expenditures. Parts staff was also busy with maintaining parts inventory and the in-processing of seven (7) new Gillig buses.

IT Update

Staff configured the hardware and software for the Trapeze Group TransitMaster system. Staff monitored the Trapeze Enterprise Asset Management (EAM) vehicle maintenance system and evaluated the back-end computer server for the upcoming EAM system upgrade. Staff continued to support the users of the Serenic Navision accounting/payroll system. Staff monitored the functionality of the Customer Service database.

Staff liaised with the County of Monterey Information Technology department regarding the new radio hardware to be installed to extend data/radio coverage to include San Jose, Paso Robles, and other outlying areas of service. Staff continued working on the configuration of the virtual computer system.

Staff continued to support other MST staff members as needed, proactively ensuring all were supported fully with their IT needs.

Marketing and Sales Update

Published news stories include: "Transit Labs hosts congressional roundtable on small city transit funding" (transitlabs.com 2/2/15); "40 best and worst commuter cities in California announced by Obrella (PRWeb, 2/3/15); "Jeff Mitchell: Fresh start for libraries and parks?" (The Californian, 2/9/15); "TAMC honors transportation excellence" (Monterey County Business Council's Friday Facts, 2/13/15); "Houlemard, FORA chief, gets raise on split vote" (Monterey County Herald, 2/14/15); "Two bike commuters share their stories" (The Californian, 2/15/15); "CSUMB Police Log: Bicyclist hits MST bus" (The Californian, 2/17/15); "Monterey gets wireless electric trolley this spring" (Monterey County Herald, 2/19/15); "County's first wireless trolley on the way to Monterey" (KSBW, 2/20/15); "Monterey taxi drivers: Uber is unfair competition" (KSBW, 2/20/15); "Uber is shaking up taxi system on Monterey Peninsula" (KSBW, 2/20/15); "More trains will be rolling toward Salinas" (The Californian, 2/23/15); "CSUMB Police Log: Backpacks found at bus stop" (The Californian, 2/26/15); "Monterey to get wireless electric trolley" (Monterey County Business Council's Friday Facts, 2/27/15); "TAMC eyes sales tax to raise \$20 million annually" (Monterey County Herald, 2/27/15); "Salinas-owned vehicle vandalized overnight" (The Californian, 2/27/15).

Press releases sent include: "MST bus service on Presidents' Day" (2/11/15).

Marketing activities: Took incoming board member's portraits and posted to MST lobby wall and website; created documents and timeline for Measure Q oversight committee application process; mailed 2014 annual report; received tour/presentation from Monterey Bay Aquarium staff about their customer service and branding programs; created and posted JAZZ car card with route map inside JAZZ-branded buses; met with representative from KAZU to discuss future underwriting; attended Monterey County Vintners and Growers Association annual luncheon; continued organizing event with TAMC for National Stand Up For Transportation Day; continued signage project for new 201 Pearl Street office; made updates to Rider's Guide and Grapevine Express brochure for March 28 service change; continued work to improve customer service agency-wide with new customer service training module; managed MST website content, Facebook page, and Twitter account.

Planning

During the month of February, staff continued to monitor the revenues and expenses for the military partnerships after implementation of the July 19th Presidio

reductions that were required because Congress allowed the expanded federal transit benefit to be reduced by nearly 50% effective December 2013. Revenues received from the federal transit benefit have stabilized during the last five months, so that revenues match expenses.

Planning and scheduling staff continued weekly meetings to plan service changes to be implemented in late March 2015.

Staff began participating in TAMC's Wayfinding Planning Advisory Committee, continued as a participant in the Salinas Downtown Vibrancy planning process, as well as attended meetings with various local agencies, including Monterey County Convention & Visitors Bureau, Monterey County Vintners and Growers Association, Salinas Valley Chamber of Commerce, Transportation Agency for Monterey County, Association of Monterey Bay Area Governments, the Monterey County Hospitality Association, and FORA. During February, MST staff also attended the FORA Regional Urban Design Guidelines charrette.

ATTACHMENT 5

Thomas Walters & Associates, Inc.
25 Massachusetts Avenue, N.W., Suite 570
Washington, D.C. 20001
(202) 737-7523

MONTEREY-SALINAS TRANSIT Washington, D.C. Itinerary

Carl Sedoryk, General Manager/CEO
Hunter Harvath, Deputy CEO

February 4-5, 2015

TUESDAY, FEBRUARY 3, 2015

3:53 p.m. Carl Sedoryk arrives Dulles Airport on United Flight #1234. They are staying at the Liaison Capitol Hill, 415 New Jersey Avenue, N.W., Washington, D.C. 20001 (202) 638-1616

WEDNESDAY, FEBRUARY 4, 2015

8:15 a.m. **Organization Meeting**
Liaison Capitol Hill Lobby

8:45 a.m. **Bret Manley, Legislative Director to Congressman Jeff Denham (R-CA)**
1730 Longworth House Office Building
Contact: Bret Manley – 225-4540
Subject: MAP-21 Reauthorization and Commuter Fringe Benefits

9:15 a.m. **Reed Linsk, Legislative Director to Congressman Duncan Hunter (R-CA)**
2429 Rayburn House Office Building
Contact: Reed Linsk – 225-5672
Subject: MAP-21 Issues and Innovative Commuter Service to Military Bases in California

10:00 a.m. **Auke Mahar-Piersma, Professional Staff to Ranking Member Eleanor Holmes Norton (D-DC)**
House Transportation and Infrastructure Subcommittee on Highways and Trust B-375 Rayburn House Office Building
Contact: Auke Mahar-Piersma – 225-9989
Subject: MAP-21 Issues and Innovative Commuter Service to Military Bases in California

10:30 a.m. **Caitlin Shannon, Deputy Chief of Staff to Congressman Devin Nunes (D-CA)**
1013 Longworth House Office Building
Contact: Caitlin Shannon - (202) 225-2523
Subject: Innovative Commuter Service to Military Bases in California
(note: 15 minutes max)

12:00 p.m. **Lunch –Debbie Merrill, Legislative Director and Tom Tucker, Executive Assistant to Congressman Sam Farr (D-CA)**

2:00 p.m. **Colin Cunliff, Transportation Fellow to Senator Dianne Feinstein (D-CA)**
SH-331 Hart Senate Office Building
Contact: Colin Cunliff – 224-3841
Subject: MAP-21 Reauthorization and Commuter Fringe Benefits

2:30 p.m. **Tyler Rushforth, Counsel to Ranking Minority Member Barbara Boxer (D-CA)**
Senate Committee on Environment and Public Works
SH-508 Hart Senate Office Building
Contact: Tyler Rushforth – 224-6176
Subject: MAP-21 Issues and Transit Initiatives they are pursuing on Monterey County

3:00 p.m. **Kyle Chapman, Professional Staff to Senator Barbara Boxer (D-CA)**
SH-112 Hart Senate Office Building
Contact: Kyle Chapman - 224 – 3553
Subject: MAP-21 Reauthorization and Commuter Fringe Benefits

STOP-BY **Trevor Smith, Professional Staff to Congressman Kevin McCarthy (R-CA)**
Sam Van Kopp, Professional Staff to Congressman Kevin McCarthy (R-CA)
2421 Rayburn House Office Building
Contact: Trevor Smith – 225-2915
Subject: Innovative Commuter Service to Military Bases in California

THURSDAY, FEBRUARY 5, 2015

10:00am **California Transit Association Lobby visit**
Auke Mahar-Piersma, Professional Staff to Ranking Member Eleanor Holmes Norton (D-DC)
House Transportation and Infrastructure Subcommittee on Highways and Trust

10:30am **California Transit Association Lobby visit**
Caryn Lund, Professional Staff Member
House Transportation and Infrastructure Subcommittee on Highways and
Trust

Noon-1:00p.m. **California Transit Association Federal Lobby Day**
Rayburn House Office Building

2:00pm **Shannon Hines and Homer Carlisle**
Senate Committee on Banking, Housing, and Urban Affairs
SD-534 Dirksen Senate Office Building

3:30 p.m. Carl leaves for Dulles Airport to depart at 5:40 p.m. on UA Flight #1445 to
CA.

Blank Page

Board Report

MONTEREY - SALINAS TRANSIT

March 23, 2015 7:11 AM

Page 1

ADAWSON

Vendor Ledger Entry: Posting Date: 02/01/15..02/28/15

Check Date	Check No.	No.	Name	Description	Amount (\$)
02/03/15	37345	BEAVIC	VICTORIA BEACH	DIRECTORS FEES FY15	100.00
02/03/15	37346	DAVPAC	DAVID PACHECO	DIRECTOR FEE	100.00
02/03/15	37347	DAVPEN	DAVID K PENDERGRASS	DIRECTORS FEES FY15	100.00
02/03/15	37348	DOW10	ELIZABETH J DOWNEY	DIRECTORS FEES FY15	100.00
02/03/15	37349	FRAOCO	FRANK O'CONNELL	DIRECTORS FEES FY15	100.00
02/03/15	37350	JOSCAS	JOSE CASTANEDA	DIRECTORS FEE RTA	50.00
02/03/15	37350	JOSCAS	JOSE CASTANEDA	DIRECTORS FEE	100.00
02/03/15	37351	LEASAN	LEAH C. SANTIBANEZ	DIRECTOR FEES	100.00
02/03/15	37352	MICLEB	MICHAEL LeBARRE	DIRECTOR FEES FY15	100.00
02/03/15	37353	PATSTE	PATRICIA D STEPHENS	DIRECTORS FEES FY15	100.00
02/03/15	37354	ROBBON	ROBERT BONINCONTRI	DIRECTOR FEES	100.00
					<hr/>
					1,050.00
02/04/15	37355	PIT30	PITNEY BOWES	POSTAGE ACCT #48316939	400.00
					<hr/>
					400.00
02/05/15	37356	SAL29	CITY OF SALINAS	CLAIM #8 TRAIN STATION FTA CA-03-0717	222,336.42
					<hr/>
					222,336.42
02/11/15	37357	LIE20	LIEBERT CASSIDY WHITMORE	MEMBERSHIP/TRAINING	3,420.00
02/11/15	37358	PIT20	PITNEY BOWES	SUPPLIES / METER RENTAL	453.26
					<hr/>
					3,873.26
02/13/15	37359	ADC40	ADCLUB	ADVERTISING 2014 EMPLOYEE OF THE YEAR	1,279.00
02/13/15	37360	AFLAC	AFLAC	SUPPLEMENTAL INS JAN 2015	6,580.86
02/13/15	37361	AMA10	AMALGAMATED TRANSIT UNION	UNION DUES	13,138.89
02/13/15	37362	AME01	AMERI PRIDE UNIFORM SERVICES	UNIFORM LAUNDRY SERVICES FY15	31.49
02/13/15	37362	AME01	AMERI PRIDE UNIFORM SERVICES	UNIFORM LAUNDRY SERVICES FY15	144.23
02/13/15	37362	AME01	AMERI PRIDE UNIFORM SERVICES	UNIFORM LAUNDRY SERVICES FY15	541.16
02/13/15	37362	AME01	AMERI PRIDE UNIFORM SERVICES	UNIFORM LAUNDRY SERVICES FY15	545.48
02/13/15	37362	AME01	AMERI PRIDE UNIFORM SERVICES	UNIFORM LAUNDRY SERVICES FY15	264.14
02/13/15	37362	AME01	AMERI PRIDE UNIFORM SERVICES	UNIFORM LAUNDRY SERVICES FY15	351.01
02/13/15	37362	AME01	AMERI PRIDE UNIFORM SERVICES	UNIFORM LAUNDRY SERVICES FY15	31.49
02/13/15	37362	AME01	AMERI PRIDE UNIFORM SERVICES	UNIFORM LAUNDRY SERVICES FY15	575.74
02/13/15	37362	AME01	AMERI PRIDE UNIFORM SERVICES	UNIFORM LAUNDRY SERVICES FY15	145.73
02/13/15	37363	AME40	AMERICAN PLUMBING	PLUMBING SERVICES FY15	160.12
02/13/15	37363	AME40	AMERICAN PLUMBING	PLUMBING SERVICES FY15	151.48
02/13/15	37363	AME40	AMERICAN PLUMBING	PLUMBING SERVICES FY15	270.09
02/13/15	37364	AME50	AMERICAN SUPPLY CO	SUPPLIES	81.43
02/13/15	37364	AME50	AMERICAN SUPPLY CO	SUPPLIES FY15	793.75
02/13/15	37364	AME50	AMERICAN SUPPLY CO	SUPPLIES	97.99
02/13/15	37365	AND2M	ANDERSEN'S LOCK AND SAFE	LOCK REPAIRS/MAINT	237.77
02/13/15	37366	ANN10	ANNUVIA	AUTOMATIC EXTERNAL DEFIBULATORS BAT	1,470.60

Board Report

MONTEREY - SALINAS TRANSIT

March 23, 2015 7:13 AM

Page 2

ADAWSON

Check Date	Check No.	No.	Name	Description	Amount (\$)
02/13/15	37366	ANN10	ANNUVIA	AUTOMATIC EXTERNAL DEFIBULATORS BAT	120.40
02/13/15	37367	BAT20	BATTERY SYSTEMS INC	BUS BATTERIES	1,195.40
02/13/15	37367	BAT20	BATTERY SYSTEMS INC	36	747.13
02/13/15	37368	BAY15	BAYVIEW CONSTRUCTION &	MOLD ABATEMENT	831.00
02/13/15	37369	BERCAR	BERONICA CARRIEDO	TRAINING REIMBURSEMENT	111.73
02/13/15	37370	BOY10	AECOM TECHNICAL SERVICES INC	REHAB AND RENOVATE TDA FACILITY	87,023.41
02/13/15	37371	CAL11	BOARD OF EQUALIZATION	HAZARDOUS WASTE FEE RETURN	424.00
02/13/15	37372	CAL82	CALIFORNIA TRANSPORT LLC	TOWING SERVICES FY15 BUS 1128	250.00
02/13/15	37373	CAL84	CALIF TRANSIT INS POOL	Incident Log Deductibles 1-1-15 to 1-31-15	2,638.64
02/13/15	37374	CAL92	CALIFORNIA WATER SERV CO	WATER SERVICE	27.89
02/13/15	37375	CAR2W	CARLON'S FIRE EXTINGUISHER	FIRST AID SUPPLIES/FIRE EXTINGUISHERS	125.00
02/13/15	37376	CAR40	CARMEL MARINA CORPORATION	MTX WASTE DISPOSAL	188.26
02/13/15	37377	CHI20	CHIDLAW MARKETING	ADVERTISING FEBRUARY	1,185.00
02/13/15	37378	COA50	SC FUELS	FUEL	14,409.32
02/13/15	37378	COA50	SC FUELS	FUEL	13,773.36
02/13/15	37378	COA50	SC FUELS	FUEL	13,696.78
02/13/15	37378	COA50	SC FUELS	FUEL	14,254.26
02/13/15	37379	COA51	SC FUELS	FUEL	7,367.58
02/13/15	37379	COA51	SC FUELS	FUEL	6,873.38
02/13/15	37379	COA51	SC FUELS	FUEL	6,070.04
02/13/15	37379	COA51	SC FUELS	FUEL	9,584.20
02/13/15	37382	COM10	COMMERCIAL TRUCK	44	306.18
02/13/15	37382	COM10	COMMERCIAL TRUCK	44	342.75
02/13/15	37382	COM10	COMMERCIAL TRUCK	2894	329.96
02/13/15	37382	COM10	COMMERCIAL TRUCK	47	128.80
02/13/15	37382	COM10	COMMERCIAL TRUCK	61	55.60
02/13/15	37382	COM10	COMMERCIAL TRUCK	98	410.10
02/13/15	37382	COM10	COMMERCIAL TRUCK	87	181.18
02/13/15	37382	COM10	COMMERCIAL TRUCK	95	24.88
02/13/15	37382	COM10	COMMERCIAL TRUCK	95	318.65
02/13/15	37382	COM10	COMMERCIAL TRUCK	81	36.11
02/13/15	37382	COM10	COMMERCIAL TRUCK	81	72.38
02/13/15	37382	COM10	COMMERCIAL TRUCK	49	181.41
02/13/15	37382	COM10	COMMERCIAL TRUCK	72	289.63
02/13/15	37382	COM10	COMMERCIAL TRUCK	68	10.94
02/13/15	37382	COM10	COMMERCIAL TRUCK	66	1,194.53
02/13/15	37382	COM10	COMMERCIAL TRUCK	61	1,295.48
02/13/15	37382	COM10	COMMERCIAL TRUCK	53	195.94
02/13/15	37382	COM10	COMMERCIAL TRUCK	50	35.28
02/13/15	37382	COM10	COMMERCIAL TRUCK	49	711.93
02/13/15	37382	COM10	COMMERCIAL TRUCK	49	1,449.54
02/13/15	37382	COM10	COMMERCIAL TRUCK	43	509.55
02/13/15	37382	COM10	COMMERCIAL TRUCK	4	193.17
02/13/15	37382	COM10	COMMERCIAL TRUCK	2643	361.10
02/13/15	37382	COM10	COMMERCIAL TRUCK	2899	48.15
02/13/15	37383	CRISUG	CRISTY SUGABO	EMPLOYEE REIMBURSEMENT	109.83
02/13/15	37384	CSC10	C S C OF SALINAS	SHOP SUPPLIES/VEHICLE PARTS	259.89
02/13/15	37384	CSC10	C S C OF SALINAS	SHOP SUPPLIES/VEHICLE PARTS	182.18

Board Report

MONTEREY - SALINAS TRANSIT

March 23, 2015 7:13 AM

Page 3

ADAWSON

Check Date	Check No.	No.	Name	Description	Amount (\$)
02/13/15	37384	CSC10	C S C OF SALINAS	correction from ck 37264	-63.13
02/13/15	37384	CSC10	C S C OF SALINAS	SHOP SUPPLIES/VEHICLE PARTS	-63.13
02/13/15	37385	DAV20	THE PAUL DAVIS PARTNERSHIP LLP	ARCHITECTURAL SERVICES PEARL ST	2,480.25
02/13/15	37386	DEV10	DEVIN-DURHAM-BURK	GARNISH/1897	246.00
02/13/15	37386	DEV10	DEVIN-DURHAM-BURK	GARNISH/1925	92.31
02/13/15	37386	DEV10	DEVIN-DURHAM-BURK	GARNISH/2176	69.23
02/13/15	37386	DEV10	DEVIN-DURHAM-BURK	GARNISH/2132	46.15
02/13/15	37387	DIG3S	DIGI-KEY CORPORATION 290506	FAREBOX MAINT PARTS	179.02
02/13/15	37388	ECIINC	eCIVIS, INC	grant database subscription through 3/31/20	1,500.00
02/13/15	37389	EDBOG	ED BOGNER MECHANICAL	HVAC CONTRACTOR	403.98
02/13/15	37390	EDW10	EDWARDS TRUCK CENTER	57	105.24
02/13/15	37391	ELEDIS	EDGES ELECTRICAL GROUP	POWER OUTLET	66.21
02/13/15	37391	ELEDIS	EDGES ELECTRICAL GROUP	LAMP	37.54
02/13/15	37391	ELEDIS	EDGES ELECTRICAL GROUP	SCREW DRIVER	30.05
02/13/15	37392	ELM10	ELMERS AUTO PARTS	PARTS/SHOP SUPPLIES	15.08
02/13/15	37393	ESO10	e SOFTWARE PROFESSIONALS	ACCOUNTING SOFTWARE	87.50
02/13/15	37394	FAS20	FASTENAL COMPANY	MAINT SUPPLIES/VEH MAINT PARTS FY15	439.51
02/13/15	37394	FAS20	FASTENAL COMPANY	MAINT SUPPLIES/VEH MAINT PARTS FY15	119.89
02/13/15	37394	FAS20	FASTENAL COMPANY	MAINT SUPPLIES/VEH MAINT PARTS	49.98
02/13/15	37394	FAS20	FASTENAL COMPANY	MAINT SUPPLIES/VEH MAINT PARTS	21.90
02/13/15	37394	FAS20	FASTENAL COMPANY	MAINT SUPPLIES/VEH MAINT PARTS FY15	6.51
02/13/15	37394	FAS20	FASTENAL COMPANY	MAINT SUPPLIES/VEH MAINT PARTS FY15	90.30
02/13/15	37394	FAS20	FASTENAL COMPANY	MAINT SUPPLIES/VEH MAINT PARTS FY15	275.91
02/13/15	37394	FAS20	FASTENAL COMPANY	MAINT SUPPLIES/VEH MAINT PARTS FY15	7.52
02/13/15	37394	FAS20	FASTENAL COMPANY	MAINT SUPPLIES/VEH MAINT PARTS FY15	39.13
02/13/15	37395	FER40	FERGUSON ENTERPRISES INC	MAINTENANCE MATERIALS	28.51
02/13/15	37396	FIR10	FIRST ALARM SECURITY	SECURITY SERVICES STC & MTX	2,230.80
02/13/15	37396	FIR10	FIRST ALARM SECURITY	SECURITY SERVICES STC & MTX	7,803.60
02/13/15	37396	FIR10	FIRST ALARM SECURITY	SECURITY SERVICES STC & MTX	7,680.00
02/13/15	37397	FIR1S	FIRST TRANSIT INC	In Plant Inspection - MCI	3,797.00
02/13/15	37398	FRA70	FRANCHISE TAX BOARD	GARNISH/1828	429.05
02/13/15	37399	FRAGAR	FRANCISCO GARCIA	Staff Travel SF 2/22-2/27 Sam Trans Training	355.00
02/13/15	37400	GFI10	GFI GENFARE, AN SPX DIVISION	Farebox parts-FY15	103.47
02/13/15	37400	GFI10	GFI GENFARE, AN SPX DIVISION	Farebox parts-FY15	26.57
02/13/15	37400	GFI10	GFI GENFARE, AN SPX DIVISION	Farebox parts-FY15	132.20
02/13/15	37400	GFI10	GFI GENFARE, AN SPX DIVISION	Farebox parts-FY15	203.39
02/13/15	37400	GFI10	GFI GENFARE, AN SPX DIVISION	Farebox parts-FY15	443.23
02/13/15	37400	GFI10	GFI GENFARE, AN SPX DIVISION	Farebox parts-FY15	452.43
02/13/15	37400	GFI10	GFI GENFARE, AN SPX DIVISION	Farebox parts-FY15	250.45
02/13/15	37405	GIL10	GILLIG LLC	46	111.45
02/13/15	37405	GIL10	GILLIG LLC	45	514.51
02/13/15	37405	GIL10	GILLIG LLC	38	177.72
02/13/15	37405	GIL10	GILLIG LLC	17	83.25
02/13/15	37405	GIL10	GILLIG LLC	23	20.50
02/13/15	37405	GIL10	GILLIG LLC	30	315.88
02/13/15	37405	GIL10	GILLIG LLC	38	35.45
02/13/15	37405	GIL10	GILLIG LLC	45	13.53
02/13/15	37405	GIL10	GILLIG LLC	48	1,921.36

Board Report

MONTEREY - SALINAS TRANSIT

March 23, 2015 7:13 AM

Page 4

ADAWSON

Check Date	Check No.	No.	Name	Description	Amount (\$)
02/13/15	37405	GIL10	GILLIG LLC	54	266.45
02/13/15	37405	GIL10	GILLIG LLC	56	1,101.96
02/13/15	37405	GIL10	GILLIG LLC	58	599.22
02/13/15	37405	GIL10	GILLIG LLC	60	430.42
02/13/15	37405	GIL10	GILLIG LLC	67	44.40
02/13/15	37405	GIL10	GILLIG LLC	71	688.08
02/13/15	37405	GIL10	GILLIG LLC	73	185.57
02/13/15	37405	GIL10	GILLIG LLC	76	286.19
02/13/15	37405	GIL10	GILLIG LLC	82	435.41
02/13/15	37405	GIL10	GILLIG LLC	85	846.32
02/13/15	37405	GIL10	GILLIG LLC	90	47.21
02/13/15	37405	GIL10	GILLIG LLC	90	826.56
02/13/15	37405	GIL10	GILLIG LLC	91	905.52
02/13/15	37405	GIL10	GILLIG LLC	94	556.90
02/13/15	37405	GIL10	GILLIG LLC	96	985.25
02/13/15	37405	GIL10	GILLIG LLC	99	314.73
02/13/15	37405	GIL10	GILLIG LLC	104	1,446.01
02/13/15	37405	GIL10	GILLIG LLC	2635	1,784.50
02/13/15	37405	GIL10	GILLIG LLC	2861	204.44
02/13/15	37405	GIL10	GILLIG LLC	2861	96.86
02/13/15	37405	GIL10	GILLIG LLC	2865	52.12
02/13/15	37405	GIL10	GILLIG LLC	2882	1,106.04
02/13/15	37405	GIL10	GILLIG LLC	2884	86.88
02/13/15	37405	GIL10	GILLIG LLC	2884	154.16
02/13/15	37405	GIL10	GILLIG LLC	2890	61.75
02/13/15	37405	GIL10	GILLIG LLC	983	6,527.21
02/13/15	37405	GIL10	GILLIG LLC	2846	111.46
02/13/15	37405	GIL10	GILLIG LLC	2764	47.84
02/13/15	37405	GIL10	GILLIG LLC	2737	6.58
02/13/15	37405	GIL10	GILLIG LLC	2737	26.88
02/13/15	37405	GIL10	GILLIG LLC	10	1,784.50
02/13/15	37405	GIL10	GILLIG LLC	2597	63.88
02/13/15	37405	GIL10	GILLIG LLC	2644	242.25
02/13/15	37405	GIL10	GILLIG LLC	2666	41.46
02/13/15	37405	GIL10	GILLIG LLC	2500	3.30
02/13/15	37405	GIL10	GILLIG LLC	2737	1,480.51
02/13/15	37405	GIL10	GILLIG LLC	288	-787.90
02/13/15	37405	GIL10	GILLIG LLC	2764	-47.84
02/13/15	37406	GOO1S	GOODYEAR TIRE - RUBBER CO	TIRE LEASE & SERVICE CONTRACT FY15	112.00
02/13/15	37406	GOO1S	GOODYEAR TIRE - RUBBER CO	TIRE LEASE & SERVICE CONTRACT FY15	718.71
02/13/15	37407	GRA30	GRAINGER	SHOP/MAINT SUPPLIES	29.46
02/13/15	37407	GRA30	GRAINGER	SHOP/MAINT SUPPLIES	514.19
02/13/15	37407	GRA30	GRAINGER	SHOP/MAINT SUPPLIES	180.26
02/13/15	37407	GRA30	GRAINGER	SHOP/MAINT SUPPLIES	98.77
02/13/15	37407	GRA30	GRAINGER	SHOP/MAINT SUPPLIES	85.12
02/13/15	37407	GRA30	GRAINGER	SHOP/MAINT SUPPLIES	177.10
02/13/15	37408	GRE30	GREEN RUBBER-KENNEDY AG	BUS WASHER SUPPLIES FY15	788.10
02/13/15	37409	GRE50	GREEN VALLEY IND SUPPLY	SHOP SUPPLIES	20.14

Board Report

MONTEREY - SALINAS TRANSIT

March 23, 2015 7:13 AM

Page 5

ADAWSON

Check Date	Check No.	No.	Name	Description	Amount (\$)
02/13/15	37409	GRE50	GREEN VALLEY IND SUPPLY	BUILDING AND EQUIPMENT MAINT	54.72
02/13/15	37410	HAR75	BRIAN HUNTER HARVATH	TRAVEL	523.20
02/13/15	37411	HELCHA	HELLER CHAPPEL	REIMBURSEMENT FOR OFFICE SUPPLIES	34.76
02/13/15	37412	ICM10	ICMA RETIREMENT TRUST-457	EE CONTRIBUTIONS	1,936.53
02/13/15	37413	IMP10	IMPERIAL SUPPLIES LLC	SHOP SUPPLIES FY15	321.41
02/13/15	37414	JOA10	JOANNA'S BOOTS	SAFETY BOOTS F. SOLIZ	117.99
02/13/15	37415	KEL20	KELLY-MOORE PAINT CO	PAINT SUPPLIES	148.70
02/13/15	37416	LAN10	LANGUAGE LINE SERVICES	OVER THE PHONE INTERPRETATION FY15	110.50
02/13/15	37417	LAR10	LARGE'S METAL FABRICATION, INC	RADIO MOUNTING HARDWARE MAX	891.83
02/13/15	37417	LAR10	LARGE'S METAL FABRICATION, INC	METAL FABRICATION FY15	63.13
02/13/15	37418	LIF10	LIFT-U	27	455.02
02/13/15	37419	LISRHE	LISA RHEINHEIMER	Staff Travel SLC Utah 2/17-2/19	122.00
02/13/15	37420	MCI2S	MCI SERVICE PARTS INC	2731	32.04
02/13/15	37420	MCI2S	MCI SERVICE PARTS INC	2808	16.02
02/13/15	37420	MCI2S	MCI SERVICE PARTS INC	2857	29.65
02/13/15	37420	MCI2S	MCI SERVICE PARTS INC	137	99.34
02/13/15	37420	MCI2S	MCI SERVICE PARTS INC	119	294.17
02/13/15	37420	MCI2S	MCI SERVICE PARTS INC	116	984.49
02/13/15	37420	MCI2S	MCI SERVICE PARTS INC	2731	21.50
02/13/15	37421	MOH1S	MOHAWK MFG AND SUPPLY	129	339.40
02/13/15	37422	MON20	MONTEREY BAY UNIFIED	PERMIT FEES	1,683.00
02/13/15	37423	MON23	MONTEREY BAY URGENT CARE	PHYSICAL EXAMS FY2015	80.00
02/13/15	37423	MON23	MONTEREY BAY URGENT CARE	PHYSICAL EXAMS FY2015	80.00
02/13/15	37423	MON23	MONTEREY BAY URGENT CARE	PHYSICAL EXAMS FY2015	80.00
02/13/15	37423	MON23	MONTEREY BAY URGENT CARE	PHYSICAL EXAMS FY2015	80.00
02/13/15	37423	MON23	MONTEREY BAY URGENT CARE	PHYSICAL EXAMS FY2015	80.00
02/13/15	37423	MON23	MONTEREY BAY URGENT CARE	PHYSICAL EXAMS FY2015	80.00
02/13/15	37423	MON23	MONTEREY BAY URGENT CARE	PHYSICAL EXAMS FY2015	80.00
02/13/15	37423	MON23	MONTEREY BAY URGENT CARE	PHYSICAL EXAMS FY2015	80.00
02/13/15	37423	MON23	MONTEREY BAY URGENT CARE	PHYSICAL EXAMS FY2015	80.00
02/13/15	37424	MON24	MONTEREY BAY NETWORKS	Computer Virtualisation Implementation/Support	110.00
02/13/15	37425	MON38	MONTEREY COUNTY SHERIFF	GARNISH/2091	132.00
02/13/15	37426	MON42	MTRY PEN CHAMBER OF COMM	2015 ANNUAL MEMBERSHIP LUNCHEON	45.00
02/13/15	37427	MON51	MONTEREY REGIONAL WATER	SEWER SERVICE	1,104.88
02/13/15	37427	MON51	MONTEREY REGIONAL WATER	SEWER SERVICE	20.10
02/13/15	37428	NET20	NETWORK INNOVATIONS	ISAT Satellite Phone	2,878.00
02/13/15	37428	NET20	NETWORK INNOVATIONS	ISAT Satellite Phone	91.71
02/13/15	37429	NEV40	NEVADA STATE TREASURER	GARNISH/2233	2.00
02/13/15	37430	NIC20	NICHOLSON PETROLEUM	EQUIP MAINT JANUARY 2015 CJW	80.00
02/13/15	37430	NIC20	NICHOLSON PETROLEUM	EQUIP MAINT JANUARY 2015 TDA	80.00
02/13/15	37431	NORCAL	NORCAL KENWORTH SERVICE	2854	107.90
02/13/15	37432	OKL10	OKLAHOMA DEPT OF HUMAN SVCS	GARNISH/2132	165.36
02/13/15	37433	PAC05	PACIFIC CLAIMS MANAGEMENT	WORKER'S COMP FEB 2015	5,000.00
02/13/15	37434	PAC60	PACIFIC TRUCK PARTS INC	51	139.06
02/13/15	37434	PAC60	PACIFIC TRUCK PARTS INC	40	142.27
02/13/15	37434	PAC60	PACIFIC TRUCK PARTS INC	51	142.27
02/13/15	37434	PAC60	PACIFIC TRUCK PARTS INC	93	158.80
02/13/15	37434	PAC60	PACIFIC TRUCK PARTS INC	77	750.00
02/13/15	37434	PAC60	PACIFIC TRUCK PARTS INC	84	261.20

Board Report

MONTEREY - SALINAS TRANSIT

March 23, 2015 7:13 AM

Page 6

ADAWSON

Check Date	Check No.	No.	Name	Description	Amount (\$)
02/13/15	37435	PIN30	PINNACLE HEATHCARE HOLLISTER	PHYSICAL EXAMS FY15-LEWIS, A	70.00
02/13/15	37435	PIN30	PINNACLE HEATHCARE HOLLISTER	PHYSICAL EXAMS FY15-RIVERA, R	40.00
02/13/15	37435	PIN30	PINNACLE HEATHCARE HOLLISTER	PHYSICAL EXAMS FY15-RIVERA, R	40.00
02/13/15	37435	PIN30	PINNACLE HEATHCARE HOLLISTER	PHYSICAL EXAMS FY15-RAMIREZ GOMEZ,J	25.00
02/13/15	37436	POT30	POTTERS ELECTRONICS	COMPUTER SUPPLIES	312.39
02/13/15	37436	POT30	POTTERS ELECTRONICS	COMPUTER SUPPLIES	57.31
02/13/15	37437	PRE30	PREMIUM AUTO PARTS	VEHICLE MAINT PARTS/SHOP SUPPLIES	0.80
02/13/15	37437	PRE30	PREMIUM AUTO PARTS	VEHICLE MAINT PARTS/SHOP SUPPLIES	26.72
02/13/15	37437	PRE30	PREMIUM AUTO PARTS	VEHICLE MAINT PARTS/SHOP SUPPLIES	17.25
02/13/15	37437	PRE30	PREMIUM AUTO PARTS	VEHICLE MAINT PARTS/SHOP SUPPLIES	19.51
02/13/15	37437	PRE30	PREMIUM AUTO PARTS	VEHICLE MAINT PARTS/SHOP SUPPLIES	39.84
02/13/15	37437	PRE30	PREMIUM AUTO PARTS	VEHICLE MAINT PARTS/SHOP SUPPLIES	34.50
02/13/15	37437	PRE30	PREMIUM AUTO PARTS	VEHICLE MAINT PARTS/SHOP SUPPLIES	80.17
02/13/15	37438	PRE40	PREFERRED ALLIANCE INC	DRUG & ALCOHOL TESTING FY2015	1,270.00
02/13/15	37439	PRO60	PROBUILD COMPANY, LLC	BUILDING MATERIALS	260.39
02/13/15	37440	RBC10	RB COMMUNICATIONS	LABOR AUTO ATTENDANT	70.00
02/13/15	37441	RED20	RED WING SHOE STORE	SAFETY BOOTS FY15 - NEWMAN, JOEL	159.90
02/13/15	37442	SAF1S	SAFETY-KLEEN CORP	HAZARDOUS WASTE DISPOSAL/PARTS CLE	2,519.69
02/13/15	37442	SAF1S	SAFETY-KLEEN CORP	HAZARDOUS WASTE DISPOSAL/PARTS CLE	2,359.69
02/13/15	37443	SALTOY	SALINAS TOYOTA-HYUNDAI	SUPPORT VEHICLE PM RU-456	505.74
02/13/15	37444	SANLUI	SAN LUIS OBISPO REGIONAL	LINE 83 SERVICE JANUARY 2015	8,267.25
02/13/15	37445	SCADU	SCADU	GARNISH/2233	180.00
02/13/15	37446	SCF10	SC FUELS	FUEL	524.00
02/13/15	37446	SCF10	SC FUELS	FUEL	1,311.12
02/13/15	37447	SIG10	SIGN WORKS	SIGNAGE	38.70
02/13/15	37448	SNO80	SNOW WHITE CUSTODIAL SRV	JANITORIAL SVS JAN. 2015	12,500.00
02/13/15	37449	SPR10	SPRINT	CELL PHONE SERVICE	559.56
02/13/15	37450	STA2S	STAPLES BUSINES ADVANTAGE	OFFICE SUPPLIES FOR FY15	62.09
02/13/15	37450	STA2S	STAPLES BUSINES ADVANTAGE	OFFICE SUPPLIES FOR FY15	25.09
02/13/15	37450	STA2S	STAPLES BUSINES ADVANTAGE	OFFICE SUPPLIES FOR FY15	29.55
02/13/15	37450	STA2S	STAPLES BUSINES ADVANTAGE	OFFICE SUPPLIES FOR FY15	262.73
02/13/15	37450	STA2S	STAPLES BUSINES ADVANTAGE	OFFICE SUPPLIES FOR FY15	181.42
02/13/15	37450	STA2S	STAPLES BUSINES ADVANTAGE	OFFICE SUPPLIES FOR FY15	232.05
02/13/15	37450	STA2S	STAPLES BUSINES ADVANTAGE	OFFICE SUPPLIES FOR FY15	318.39
02/13/15	37450	STA2S	STAPLES BUSINES ADVANTAGE	OFFICE SUPPLIES FOR FY15	171.02
02/13/15	37450	STA2S	STAPLES BUSINES ADVANTAGE	OFFICE SUPPLIES FOR FY15	143.29
02/13/15	37450	STA2S	STAPLES BUSINES ADVANTAGE	OFFICE SUPPLIES FOR FY15	114.50
02/13/15	37451	SUP20	SUPPORT PAYMENT CLEARINGHOUSE	GARNISH/2324	260.01
02/13/15	37452	TAR10	TARGET PEST CONTROL	PEST CONTROL FY15	45.00
02/13/15	37453	TEL2S	TELEPHONETICS INC	MUSIC ON HOLD SERVICE	99.98
02/13/15	37454	THE70	THERMO KING OF SALINAS IN	VEHICLE MAINT PARTS	167.75
02/13/15	37455	THO20	ANTOINETTE THOMPSON	GARNISH/1729	386.77
02/13/15	37456	TRA80	Trapeze Software Group		133.58
02/13/15	37456	TRA80	Trapeze Software Group		3,960.91
02/13/15	37456	TRA80	Trapeze Software Group	Order POR-10529	66.79
02/13/15	37456	TRA80	Trapeze Software Group	Order POR-10529	1,985.46
02/13/15	37456	TRA80	Trapeze Software Group		1,068.64
02/13/15	37456	TRA80	Trapeze Software Group		31,337.32

Board Report

MONTEREY - SALINAS TRANSIT

March 23, 2015 7:13 AM

Page 7

ADAWSON

Check Date	Check No.	No.	Name	Description	Amount (\$)
02/13/15	37457	TUN10	RANDY TUNNELL PHOTOGRAPHY	INCOMING BOARD MEMBER PORTRAITS	395.00
02/13/15	37458	TWI1S	LUMINATOR HOLDING LP		657.00
02/13/15	37459	VAL20	VALLEY PACIFIC PETROLEUM SVCS	LUBRICANTS FY15	6,364.20
02/13/15	37459	VAL20	VALLEY PACIFIC PETROLEUM SVCS	LUBRICANTS FY15	1,332.97
02/13/15	37459	VAL20	VALLEY PACIFIC PETROLEUM SVCS	LUBRICANTS FY15	1,332.97
02/13/15	37460	VAL60	VALLEY POWER SYSTEMS INC	135	468.33
02/13/15	37461	VER40	VERIZON WIRELESS	WIRELESS SERVICE	159.03
02/13/15	37461	VER40	VERIZON WIRELESS	WIRELESS SERVICE	803.72
02/13/15	37462	VIC10	VICTORY TOYOTA	SUPPORT VEHICLE MAINT UNIT 67	20.47
02/13/15	37462	VIC10	VICTORY TOYOTA	SUPPORT VEHICLE PM RU54	272.18
02/13/15	37463	WAS20	WASHINGTON STATE SUPPORT	GARNISH/2070	226.16
02/13/15	37464	WAVE	WAVE	WAVE-WPT-TROLLEY ELECTRIFICATION	39,030.51
02/13/15	37465	WOR1W	WORKWELL MEDICAL GRP INC	PHYSICAL EXAMS FY15	80.00
					<hr/>
					419,987.96
02/13/15	37466	USB1S	U.S. BANK CORP PAYMENT SYSTEM	CAL-CARD/MISC PURCHASES	8,594.54
					<hr/>
					8,594.54
02/13/15	37467	TRA80	Trapeze Software Group	IVR SOFTWARE	46,125.00
					<hr/>
					46,125.00
02/13/15	37468	MVT11	MV TRANSPORTATION INC.	LIQUIDATED DAMAGES-NOV 2014	-1,137.34
02/13/15	37468	MVT11	MV TRANSPORTATION INC.	CONTRACT TRANSPORTATION-OCT	523,007.24
02/13/15	37468	MVT11	MV TRANSPORTATION INC.	FAREBOX COLLECTION	-81,800.71
02/13/15	37468	MVT11	MV TRANSPORTATION INC.	CREDIT FOR SOUTH COUNTY WIRELESS	-262.13
					<hr/>
					439,807.06
02/26/15	37469	KON10	KONICA MINOLTA PREMIER FINANCE	CJW COPIER	79.67
					<hr/>
					79.67
02/27/15	37470	ACC40	ACCURATE BACKGROUND, INC	Background Checks FY2015	510.00
02/27/15	37471	ALL01	ALLIANCE ON AGING, INC.	247 MAIN ST, ROOM 106	565.00
02/27/15	37472	AME01	AMERI PRIDE UNIFORM SERVICES	UNIFORM LAUNDRY SERVICES FY15	733.87
02/27/15	37472	AME01	AMERI PRIDE UNIFORM SERVICES	UNIFORM LAUNDRY SERVICES FY15	327.87
02/27/15	37472	AME01	AMERI PRIDE UNIFORM SERVICES	UNIFORM LAUNDRY SERVICES FY15	31.49
02/27/15	37472	AME01	AMERI PRIDE UNIFORM SERVICES	UNIFORM LAUNDRY SERVICES FY15	154.03
02/27/15	37472	AME01	AMERI PRIDE UNIFORM SERVICES	UNIFORM LAUNDRY SERVICES FY15	168.69
02/27/15	37472	AME01	AMERI PRIDE UNIFORM SERVICES	UNIFORM LAUNDRY SERVICES FY15	31.49
02/27/15	37472	AME01	AMERI PRIDE UNIFORM SERVICES	UNIFORM LAUNDRY SERVICES FY15	702.90
02/27/15	37472	AME01	AMERI PRIDE UNIFORM SERVICES	UNIFORM LAUNDRY SERVICES FY15	432.70
02/27/15	37472	AME01	AMERI PRIDE UNIFORM SERVICES	UNIFORM LAUNDRY SERVICES FY15	31.49
02/27/15	37472	AME01	AMERI PRIDE UNIFORM SERVICES	UNIFORM LAUNDRY SERVICES FY15	31.49
02/27/15	37473	AME50	AMERICAN SUPPLY CO	SUPPLIES FY15	468.43

Board Report

MONTEREY - SALINAS TRANSIT

March 23, 2015 7:13 AM

Page 8

ADAWSON

Check Date	Check No.	No.	Name	Description	Amount (\$)
02/27/15	37473	AME50	AMERICAN SUPPLY CO	SUPPLIES FY15	806.20
02/27/15	37473	AME50	AMERICAN SUPPLY CO	SUPPLIES	121.58
02/27/15	37473	AME50	AMERICAN SUPPLY CO	SUPPLIES	48.07
02/27/15	37473	AME50	AMERICAN SUPPLY CO	SUPPLIES	81.06
02/27/15	37473	AME50	AMERICAN SUPPLY CO	SUPPLIES	91.97
02/27/15	37474	ATT10	AT&T	TELEPHONE SERVICE	113.82
02/27/15	37474	ATT10	AT&T	TELEPHONE SERVICE	1,485.36
02/27/15	37475	ATT12	AT & T LONG DISTANCE	LONG DISTANCE SERVICE	16.25
02/27/15	37476	AVA1S	AVAYA INC	TELEPHONE SERVICE	747.91
02/27/15	37477	BAR50	TONY BARRERA	Board Travel DC Leg 3/7-3/10	213.00
02/27/15	37478	BAT20	BATTERY SYSTEMS INC	BUS BATTERIES	896.55
02/27/15	37479	BEAVIC	VICTORIA BEACH	Board Travel DC Leg 3/7-3/10	213.00
02/27/15	37480	BILFAN	BILL FANNIN FENCING & GATES	GATE SERVICE & REPAIR	630.00
02/27/15	37480	BILFAN	BILL FANNIN FENCING & GATES	GATE SERVICE & REPAIR	260.00
02/27/15	37481	BRO60	REPUBLIC SERVICES	WASTE DISPOSAL SERVICES	748.96
02/27/15	37481	BRO60	REPUBLIC SERVICES	WASTE DISPOSAL SERVICES	116.98
02/27/15	37481	BRO60	REPUBLIC SERVICES	WASTE DISPOSAL SERVICES	392.18
02/27/15	37482	CAL20	CAL-AM WATER CO	WATER SERVICE	104.87
02/27/15	37482	CAL20	CAL-AM WATER CO	WATER SERVICE	1,193.45
02/27/15	37482	CAL20	CAL-AM WATER CO	WATER SERVICE	4.14
02/27/15	37483	CAL82	CALIFORNIA TRANSPORT LLC	TOWING SERVICES FY15 BUS 1110	218.75
02/27/15	37484	CAL92	CALIFORNIA WATER SERV CO	WATER SERVICE	97.70
02/27/15	37484	CAL92	CALIFORNIA WATER SERV CO	WATER SERVICE	287.75
02/27/15	37485	CAN30	CANON BUSINESS SOLUTIONS (LEASE)	COPIER LEASE FY15	801.55
02/27/15	37486	CHA10	CHAN ASSOCIATES LLC	CREDIT-MOLD ABATEMENT WORK	-831.00
02/27/15	37486	CHA10	CHAN ASSOCIATES LLC	3MC RENT	3,785.00
02/27/15	37487	CIT21	CITY OF GREENFIELD	CITY OF GREENFIELD	200.00
02/27/15	37488	COA50	SC FUELS	FUEL	19,235.91
02/27/15	37488	COA50	SC FUELS	FUEL	16,892.87
02/27/15	37488	COA50	SC FUELS	FUEL	17,787.16
02/27/15	37488	COA50	SC FUELS	FUEL	19,073.15
02/27/15	37488	COA50	SC FUELS	FUEL	15,632.19
02/27/15	37489	COA51	SC FUELS	FUEL	10,534.56
02/27/15	37489	COA51	SC FUELS	FUEL	10,038.97
02/27/15	37489	COA51	SC FUELS	FUEL	7,435.96
02/27/15	37489	COA51	SC FUELS	FUEL	7,437.02
02/27/15	37489	COA51	SC FUELS	FUEL	8,125.53
02/27/15	37492	COM10	COMMERCIAL TRUCK	121	110.71
02/27/15	37492	COM10	COMMERCIAL TRUCK	114	124.79
02/27/15	37492	COM10	COMMERCIAL TRUCK	102	101.91
02/27/15	37492	COM10	COMMERCIAL TRUCK	160	300.28
02/27/15	37492	COM10	COMMERCIAL TRUCK	2883	52.03
02/27/15	37492	COM10	COMMERCIAL TRUCK	131	265.34
02/27/15	37492	COM10	COMMERCIAL TRUCK	89	358.85
02/27/15	37492	COM10	COMMERCIAL TRUCK	154	178.33
02/27/15	37492	COM10	COMMERCIAL TRUCK	151	471.07
02/27/15	37492	COM10	COMMERCIAL TRUCK	147	710.08
02/27/15	37492	COM10	COMMERCIAL TRUCK	140	203.76

Board Report

MONTEREY - SALINAS TRANSIT

March 23, 2015 7:13 AM

Page 9

ADAWSON

Check Date	Check No.	No.	Name	Description	Amount (\$)
02/27/15	37492	COM10	COMMERCIAL TRUCK	130	25.77
02/27/15	37492	COM10	COMMERCIAL TRUCK	12	402.68
02/27/15	37492	COM10	COMMERCIAL TRUCK	192	185.76
02/27/15	37492	COM10	COMMERCIAL TRUCK	182	45.91
02/27/15	37492	COM10	COMMERCIAL TRUCK	182	168.31
02/27/15	37492	COM10	COMMERCIAL TRUCK	181	471.75
02/27/15	37492	COM10	COMMERCIAL TRUCK	169	172.96
02/27/15	37492	COM10	COMMERCIAL TRUCK	154	53.21
02/27/15	37492	COM10	COMMERCIAL TRUCK	18	16.45
02/27/15	37492	COM10	COMMERCIAL TRUCK	11	869.03
02/27/15	37492	COM10	COMMERCIAL TRUCK	164	-70.95
02/27/15	37492	COM10	COMMERCIAL TRUCK	181	-70.95
02/27/15	37493	COM1M	DB TRUCK & TRANSMISSION		4,200.00
02/27/15	37494	CSC10	C S C OF SALINAS	SHOP SUPPLIES/VEHICLE PARTS	19.81
02/27/15	37494	CSC10	C S C OF SALINAS	SHOP SUPPLIES/VEHICLE PARTS	268.28
02/27/15	37494	CSC10	C S C OF SALINAS	SHOP SUPPLIES/VEHICLE PARTS	14.05
02/27/15	37495	CYP05	CYPRESS COAST FORD-L/M	SUPPORT VEHICLE PARTS RU454	44.67
02/27/15	37496	DDD10	D3 SIGNS AND PLASTICS	HOLDERS/COACH RIDERS GUIDES	267.84
02/27/15	37496	DDD10	D3 SIGNS AND PLASTICS	HOLDERS/COACH RIDERS GUIDES	116.64
02/27/15	37496	DDD10	D3 SIGNS AND PLASTICS	DECALS & INSTALLATION	2,404.62
02/27/15	37497	DEV10	DEVIN-DURHAM-BURK	GARNISH/1897	246.00
02/27/15	37497	DEV10	DEVIN-DURHAM-BURK	GARNISH/1925	92.31
02/27/15	37497	DEV10	DEVIN-DURHAM-BURK	GARNISH/2176	69.23
02/27/15	37497	DEV10	DEVIN-DURHAM-BURK	GARNISH/2132	46.15
02/27/15	37498	DIE10	DIESEL MARINE ELECTRIC	138	483.75
02/27/15	37498	DIE10	DIESEL MARINE ELECTRIC	33	2,900.35
02/27/15	37498	DIE10	DIESEL MARINE ELECTRIC	32	924.50
02/27/15	37498	DIE10	DIESEL MARINE ELECTRIC	55	744.52
02/27/15	37498	DIE10	DIESEL MARINE ELECTRIC	122	1,468.99
02/27/15	37498	DIE10	DIESEL MARINE ELECTRIC	31	349.38
02/27/15	37499	DOW10	ELIZABETH J DOWNEY	Board Travel DC Leg 3/7-3/10	213.00
02/27/15	37500	EAS41	EASY STREET BILLIARDS	RESTROOM-MONTEREY	250.00
02/27/15	37501	ELM10	ELMERS AUTO PARTS	PARTS/SHOP SUPPLIES	19.25
02/27/15	37501	ELM10	ELMERS AUTO PARTS	PARTS/SHOP SUPPLIES	25.58
02/27/15	37501	ELM10	ELMERS AUTO PARTS	PARTS/SHOP SUPPLIES FY15	58.30
02/27/15	37501	ELM10	ELMERS AUTO PARTS	PARTS/SHOP SUPPLIES FY15	159.15
02/27/15	37501	ELM10	ELMERS AUTO PARTS	PARTS/SHOP SUPPLIES FY15	29.15
02/27/15	37502	FAS20	FASTENAL COMPANY	MAINT SUPPLIES/VEH MAINT PARTS FY15	24.21
02/27/15	37502	FAS20	FASTENAL COMPANY	MAINT SUPPLIES/VEH MAINT PARTS FY15	13.25
02/27/15	37502	FAS20	FASTENAL COMPANY	MAINT SUPPLIES/VEH MAINT PARTS FY15	164.25
02/27/15	37502	FAS20	FASTENAL COMPANY	MAINT SUPPLIES/VEH MAINT PARTS FY15	25.53
02/27/15	37502	FAS20	FASTENAL COMPANY	MAINT SUPPLIES/VEH MAINT PARTS FY15	33.09
02/27/15	37502	FAS20	FASTENAL COMPANY	MAINT SUPPLIES/VEH MAINT PARTS FY15	91.91
02/27/15	37503	FED1S	FEDERAL EXPRESS CORP	EXPRESS MAIL	66.18
02/27/15	37504	FER40	FERGUSON ENTERPRISES INC	MAINTENANCE MATERIALS	257.72
02/27/15	37505	FRA70	FRANCHISE TAX BOARD	GARNISH/1828	320.50
02/27/15	37508	GIL10	GILLIG LLC	23	266.15
02/27/15	37508	GIL10	GILLIG LLC	24	62.95

Board Report

MONTEREY - SALINAS TRANSIT

March 23, 2015 7:13 AM

Page 10

ADAWSON

Check Date	Check No.	No.	Name	Description	Amount (\$)
02/27/15	37508	GIL10	GILLIG LLC	78	929.50
02/27/15	37508	GIL10	GILLIG LLC	90	23.60
02/27/15	37508	GIL10	GILLIG LLC	92	373.94
02/27/15	37508	GIL10	GILLIG LLC	103	112.07
02/27/15	37508	GIL10	GILLIG LLC	103	384.86
02/27/15	37508	GIL10	GILLIG LLC	112	129.00
02/27/15	37508	GIL10	GILLIG LLC	113	169.75
02/27/15	37508	GIL10	GILLIG LLC	117	211.84
02/27/15	37508	GIL10	GILLIG LLC	118	596.78
02/27/15	37508	GIL10	GILLIG LLC	120	732.55
02/27/15	37508	GIL10	GILLIG LLC	132	800.23
02/27/15	37508	GIL10	GILLIG LLC	144	385.31
02/27/15	37508	GIL10	GILLIG LLC	148	173.75
02/27/15	37508	GIL10	GILLIG LLC	2798	4.49
02/27/15	37508	GIL10	GILLIG LLC	2865	269.83
02/27/15	37508	GIL10	GILLIG LLC	2882	1.89
02/27/15	37508	GIL10	GILLIG LLC	2884	114.53
02/27/15	37508	GIL10	GILLIG LLC	2890	2.30
02/27/15	37508	GIL10	GILLIG LLC	2902	17.03
02/27/15	37508	GIL10	GILLIG LLC	100	172.00
02/27/15	37508	GIL10	GILLIG LLC	2597	63.88
02/27/15	37509	GLO40	GLOBAL PERFORMANCE	RECRUITING SERVICES FY15	750.00
02/27/15	37510	GOO1S	GOODYEAR TIRE - RUBBER CO	TIRE LEASE & SERVICE CONTRACT	5,475.00
02/27/15	37510	GOO1S	GOODYEAR TIRE - RUBBER CO	TIRE LEASE & SERVICE CONTRACT	10,448.20
02/27/15	37510	GOO1S	GOODYEAR TIRE - RUBBER CO	TIRE LEASE & SERVICE CONTRACT FY15	52.50
02/27/15	37510	GOO1S	GOODYEAR TIRE - RUBBER CO	TIRE LEASE & SERVICE CONTRACT FY15	356.54
02/27/15	37511	GRA30	GRAINGER	SHOP/MAINT SUPPLIES	248.76
02/27/15	37512	HAR75	BRIAN HUNTER HARVATH	TRAVEL DC Leg 3/7-3/10	213.00
02/27/15	37513	HOL31	HOLT DIST. & CLEAN AIR FILTER CO.	16	265.54
02/27/15	37513	HOL31	HOLT DIST. & CLEAN AIR FILTER CO.	149	263.61
02/27/15	37513	HOL31	HOLT DIST. & CLEAN AIR FILTER CO.	70	221.64
02/27/15	37513	HOL31	HOLT DIST. & CLEAN AIR FILTER CO.	2840	388.80
02/27/15	37513	HOL31	HOLT DIST. & CLEAN AIR FILTER CO.	VEHICLE MAINT PARTS	-26.87
02/27/15	37514	ICM10	ICMA RETIREMENT TRUST-457	EE CONTRIBUTIONS	1,936.53
02/27/15	37515	IMP10	IMPERIAL SUPPLIES LLC	SHOP SUPPLIES FY15	433.64
02/27/15	37515	IMP10	IMPERIAL SUPPLIES LLC	SHOP SUPPLIES FY15	471.02
02/27/15	37516	INT10	INTEGRITY PRINTING	LABELS/FORMS/BUS CARDS	812.56
02/27/15	37517	MAR27	MARINA COAST WATER DIST	WATER SERVICE/MTX	644.15
02/27/15	37518	MAR45	MARY H. NINO REVOCABLE TRUST	RENT- 201 PEARL ST, MONTEREY	3,080.00
02/27/15	37519	MAT60	MATTHEWS SWEEPING SERV	GROUPS MAINT FY15 - FEB 2015	138.00
02/27/15	37520	MCI2S	MCI SERVICE PARTS INC	207	226.83
02/27/15	37520	MCI2S	MCI SERVICE PARTS INC	207	593.15
02/27/15	37520	MCI2S	MCI SERVICE PARTS INC	244	113.90
02/27/15	37520	MCI2S	MCI SERVICE PARTS INC	137	9.07
02/27/15	37520	MCI2S	MCI SERVICE PARTS INC	189	205.64
02/27/15	37520	MCI2S	MCI SERVICE PARTS INC	2785	-984.49
02/27/15	37520	MCI2S	MCI SERVICE PARTS INC	244	448.77
02/27/15	37520	MCI2S	MCI SERVICE PARTS INC	189	9.07

Board Report

MONTEREY - SALINAS TRANSIT

March 23, 2015 7:13 AM

Page 11

ADAWSON

Check Date	Check No.	No.	Name	Description	Amount (\$)
02/27/15	37520	MCI2S	MCI SERVICE PARTS INC	2613	1,158.75
02/27/15	37520	MCI2S	MCI SERVICE PARTS INC	2613	-102.71
02/27/15	37521	MOH1S	MOHAWK MFG AND SUPPLY	191	304.96
02/27/15	37521	MOH1S	MOHAWK MFG AND SUPPLY	129	31.33
02/27/15	37522	MON11	MONTEREY CITY DISPOSAL	WASTE DISPOSAL SERVICES/TDA	774.92
02/27/15	37523	MON21	MONTEREY BAY SYSTEMS	COPIER MAINTENANCE	98.05
02/27/15	37524	MON38	MONTEREY COUNTY SHERIFF	GARNISH/2091	132.00
02/27/15	37525	MON75	MONTEREY COUNTY HOSP ASSN	ADVERTISING	2,200.00
02/27/15	37526	MVT11	MV TRANSPORTATION INC.	LIQUIDATED DAMAGES-DEC	-5,166.75
02/27/15	37526	MVT11	MV TRANSPORTATION INC.	CREDIT FOR SOUTH COUNTY WIRELESS	-295.87
02/27/15	37526	MVT11	MV TRANSPORTATION INC.	CONTRACT TRANSPORTATION-DEC	548,340.21
02/27/15	37526	MVT11	MV TRANSPORTATION INC.	FARES	-19,335.90
02/27/15	37527	NEV40	NEVADA STATE TREASURER	GARNISH/2233	2.00
02/27/15	37528	NOV10	BILL'S WINDSHIELD REPAIR	WINDSHIELD REPAIRS bus 1718	49.00
02/27/15	37528	NOV10	BILL'S WINDSHIELD REPAIR	WINDSHIELD REPAIRS bus 1115	49.00
02/27/15	37528	NOV10	BILL'S WINDSHIELD REPAIR	WINDSHIELD REPAIRS BUS 2007	49.00
02/27/15	37528	NOV10	BILL'S WINDSHIELD REPAIR	WINDSHIELD REPAIRS BUS 1120	49.00
02/27/15	37528	NOV10	BILL'S WINDSHIELD REPAIR	WINDSHIELD REPAIRS BUS1709	49.00
02/27/15	37528	NOV10	BILL'S WINDSHIELD REPAIR	WINDSHIELD REPAIRS BUS 1802	49.00
02/27/15	37528	NOV10	BILL'S WINDSHIELD REPAIR	WINDSHIELD REPAIRS BUS 4502	49.00
02/27/15	37528	NOV10	BILL'S WINDSHIELD REPAIR	WINDSHIELD REPAIRS BUS 4503	49.00
02/27/15	37528	NOV10	BILL'S WINDSHIELD REPAIR	WINDSHIELD REPAIRS BUS 1711	49.00
02/27/15	37529	OKL10	OKLAHOMA DEPT OF HUMAN SVCS	GARNISH/2132	165.36
02/27/15	37530	PAC20	PACIFIC GAS AND ELECTRIC CO	UTILITIES	14,599.21
02/27/15	37530	PAC20	PACIFIC GAS AND ELECTRIC CO	UTILITIES	19.95
02/27/15	37531	PAC25	PACIFIC GROVE CHAMBER OF	EBLAST FOR 2014 COMMUNITY STAKEHOLD	125.00
02/27/15	37533	PAC60	PACIFIC TRUCK PARTS INC	0124	19.74
02/27/15	37533	PAC60	PACIFIC TRUCK PARTS INC	142	111.10
02/27/15	37533	PAC60	PACIFIC TRUCK PARTS INC	134	1,350.00
02/27/15	37533	PAC60	PACIFIC TRUCK PARTS INC	63	2,058.22
02/27/15	37533	PAC60	PACIFIC TRUCK PARTS INC	184	450.00
02/27/15	37533	PAC60	PACIFIC TRUCK PARTS INC	193	8.40
02/27/15	37533	PAC60	PACIFIC TRUCK PARTS INC	152	150.00
02/27/15	37533	PAC60	PACIFIC TRUCK PARTS INC	152	308.40
02/27/15	37533	PAC60	PACIFIC TRUCK PARTS INC	2728	155.61
02/27/15	37533	PAC60	PACIFIC TRUCK PARTS INC	93	-84.54
02/27/15	37533	PAC60	PACIFIC TRUCK PARTS INC	283	-42.27
02/27/15	37534	PIT30	PITNEY BOWES	POSTAGE ACCOUNT # 11226164	2,000.00
02/27/15	37535	PRE30	PREMIUM AUTO PARTS	SUPPORT VEHICLE PARTS/NON STOCK	100.09
02/27/15	37535	PRE30	PREMIUM AUTO PARTS	SUPPORT VEHICLE PARTS/NON STOCK	97.61
02/27/15	37535	PRE30	PREMIUM AUTO PARTS	SUPPORT VEHICLE PARTS/NON STOCK	29.56
02/27/15	37535	PRE30	PREMIUM AUTO PARTS	SUPPORT VEHICLE PARTS/NON STOCK	98.74
02/27/15	37535	PRE30	PREMIUM AUTO PARTS	SUPPORT VEHICLE PARTS/NON STOCK	282.53
02/27/15	37535	PRE30	PREMIUM AUTO PARTS	SUPPORT VEHICLE PARTS/NON STOCK	68.83
02/27/15	37535	PRE30	PREMIUM AUTO PARTS	SUPPORT VEHICLE PARTS/NON STOCK	16.16
02/27/15	37535	PRE30	PREMIUM AUTO PARTS	SUPPORT VEHICLE PARTS/NON STOCK	38.99
02/27/15	37535	PRE30	PREMIUM AUTO PARTS	SUPPORT VEHICLE PARTS/NON STOCK	58.52
02/27/15	37536	QUA10	QUALITY WATER ENTERPRISES	DRINKING WATER SERVICE	46.70

Board Report

MONTEREY - SALINAS TRANSIT

March 23, 2015 7:13 AM

Page 12

ADAWSON

Check Date	Check No.	No.	Name	Description	Amount (\$)
02/27/15	37537	RED10	REDSHIFT INTERNET SERVICE	WEB SITE HOSTING	295.50
02/27/15	37538	RED20	RED WING SHOE STORE	SAFETY BOOTS FY15 -G. HAMILTON	175.00
02/27/15	37539	RUS20	RUSSELL PRODUCTS	LOGO SUPPLIES/HATS	375.62
02/27/15	37540	SAF1S	SAFETY-KLEEN CORP	LUBRICANTS -50/50	513.22
02/27/15	37540	SAF1S	SAFETY-KLEEN CORP	LUBRICANTS -50/50	595.68
02/27/15	37541	SAL50	SALINAS VALLEY FORD SLS	SUPPORT VEHICLE MAINT PARTS FY15	50.33
02/27/15	37542	SCADU	SCADU	GARNISH/2233	180.00
02/27/15	37543	SCF10	SC FUELS	FUEL	1,545.66
02/27/15	37543	SCF10	SC FUELS	FUEL	1,632.85
02/27/15	37544	SED50	CARL SEDORYK	TRAVEL DC Leg Conference 3/6-3/10	284.00
02/27/15	37545	SIG10	SIGN WORKS	SIGNAGE	38.70
02/27/15	37546	SPE10	SPECTRUM AUTO	1709 accident tdas-2015-432	2,640.68
02/27/15	37547	SPO1S	SPORTWORKS NORTHWEST INC	VEHICLE MAINT PARTS	7,974.88
02/27/15	37548	STA2S	STAPLES BUSINES ADVANTAGE	OFFICE SUPPLIES FOR FY15	12.89
02/27/15	37548	STA2S	STAPLES BUSINES ADVANTAGE	OFFICE SUPPLIES FOR FY15	58.99
02/27/15	37548	STA2S	STAPLES BUSINES ADVANTAGE	OFFICE SUPPLIES FOR FY15	99.86
02/27/15	37549	SUN10	SUNSTAR MEDIA	MST MOBILITY-ISP	200.00
02/27/15	37550	SUP20	SUPPORT PAYMENT CLEARINGHOUSE	GARNISH/2324	260.01
02/27/15	37551	TAR10	TARGET PEST CONTROL	PEST CONTROL FY15	40.00
02/27/15	37551	TAR10	TARGET PEST CONTROL	PEST CONTROL FY15	35.00
02/27/15	37552	THO20	ANTOINETTE THOMPSON	GARNISH/1729	386.77
02/27/15	37553	TIM20	TIMS GARDENING SERVICE	LANDSCAPING SERVICES CONTRACT FY15	535.00
02/27/15	37554	TIM20	TIMS GARDENING SERVICE	LANDSCAPING SERVICES CONTRACT FY15	180.00
02/27/15	37555	TIM20	TIMS GARDENING SERVICE	LANDSCAPING SERVICES CONTRACT FY15	1,500.00
02/27/15	37556	TUN10	RANDY TUNNELL PHOTOGRAPHY	BOARD PORTRAIT MAKE-UP & POST PRODU	225.00
02/27/15	37557	UNI20	UNITED PARCEL SERVICE	FREIGHT	611.76
02/27/15	37558	VAL20	VALLEY PACIFIC PETROLEUM SVCS	LUBRICANTS FY15	157.57
02/27/15	37559	VAL40	SANTA CLARA VALLEY TRANSPORTAION	PROXIMITY CARDS	576.94
02/27/15	37561	VAL60	VALLEY POWER SYSTEMS INC	170	267.42
02/27/15	37561	VAL60	VALLEY POWER SYSTEMS INC	157	1,936.64
02/27/15	37561	VAL60	VALLEY POWER SYSTEMS INC	203	275.73
02/27/15	37561	VAL60	VALLEY POWER SYSTEMS INC	200	19.60
02/27/15	37561	VAL60	VALLEY POWER SYSTEMS INC	200	72.38
02/27/15	37561	VAL60	VALLEY POWER SYSTEMS INC	190	1,552.26
02/27/15	37561	VAL60	VALLEY POWER SYSTEMS INC	190	555.61
02/27/15	37561	VAL60	VALLEY POWER SYSTEMS INC	190	893.58
02/27/15	37561	VAL60	VALLEY POWER SYSTEMS INC	190	556.65
02/27/15	37561	VAL60	VALLEY POWER SYSTEMS INC	242	86.03
02/27/15	37561	VAL60	VALLEY POWER SYSTEMS INC	226	1,296.36
02/27/15	37561	VAL60	VALLEY POWER SYSTEMS INC	218	60.42
02/27/15	37561	VAL60	VALLEY POWER SYSTEMS INC	213	17.76
02/27/15	37561	VAL60	VALLEY POWER SYSTEMS INC	213	171.59
02/27/15	37561	VAL60	VALLEY POWER SYSTEMS INC	222	350.56
02/27/15	37561	VAL60	VALLEY POWER SYSTEMS INC	9	1,948.89
02/27/15	37561	VAL60	VALLEY POWER SYSTEMS INC	190	-555.62
02/27/15	37561	VAL60	VALLEY POWER SYSTEMS INC	273	80.09
02/27/15	37561	VAL60	VALLEY POWER SYSTEMS INC	263	184.70
02/27/15	37561	VAL60	VALLEY POWER SYSTEMS INC	242	38.16

Board Report

MONTEREY - SALINAS TRANSIT

March 23, 2015 7:13 AM

Page 13

ADAWSON

Check Date	Check No.	No.	Name	Description	Amount (\$)
02/27/15	37562	VER40	VERIZON WIRELESS	WIRELESS SERVICE	177.00
02/27/15	37563	VIC10	VICTORY TOYOTA	RU63 PM TDAS-2015-1000	437.22
02/27/15	37563	VIC10	VICTORY TOYOTA	SUPPORT RU51 PM TDAS-2015-1006	837.98
02/27/15	37564	WAS20	WASHINGTON STATE SUPPORT	GARNISH/2070	226.16
02/27/15	37565	WEB25	TRANSIT INFO PRODUCTS	OCT 6TH SERVICE CHANGE	1,078.50
02/27/15	37565	WEB25	TRANSIT INFO PRODUCTS	REPLACEMENT SIGN GARNER AVE	60.47
02/27/15	37566	WELADV	WELLMAN ADVERTISING & DESIGN	JAZZ CAR CARD	1,025.00
02/27/15	37567	WHI10	WHITSON ENGINEERS	ENGINEERING	753.00
02/27/15	37568	WIN20	WINCAL TECHNOLOGY CORP	CAMERA SUPPLIES/REPAIRS	225.00
02/27/15	37568	WIN20	WINCAL TECHNOLOGY CORP	CAMERA SUPPLIES/REPAIRS	100.00
02/27/15	37568	WIN20	WINCAL TECHNOLOGY CORP	CAMERA SUPPLIES/REPAIRS	100.00
02/27/15	37569	WON30	WONDRIES FLEET GROUP	2 FACILITIES WORK TRUCKS	33,536.91
02/27/15	37570	WOR1W	WORKWELL MEDICAL GRP INC	PHYSICAL EXAMS FY15	440.00
					824,381.76
02/27/15	37571	MES10	MEDICAL EYE SERVICES	VISION INSURANCE	2,727.97
02/27/15	37572	MET01	METLIFE-GROUP BENEFITS	DENTAL/LIFE KM05912873	20,636.21
					23,364.18
Grand Total					1,989,999.85