

To: Board of Directors
From: C. Sedoryk, General Manager/CEO
Subject: Monthly Report – January 2021

Attached is a summary of monthly performance statistics for the Transportation, Maintenance, and Administration departments for January 2021.

During the month of January the CEO performed the following activities:

- Continued participating in a statewide COVID-19 task force to address state federal issues related to the pandemic;
- Attended meetings with the city of Gonzales staff to review fixed route alternatives within the city;
- Hosted MST Employee Townhall Zoom meeting to discuss employee concerns;
- Assisted Congressman Panetta staff with outreach to transit industry stakeholders re Green Bus Tax reform legislation;
- Hosted over 75 Central Coast transit professionals from Santa Cruz METRO, San Benito LTA, San Luis Obispo RTA, Santa Barbara MTD, and City of Santa Maria Transit in a regional ZOOM conference.

Attachment #1 – Dashboard Performance Statistics – January 2021

Attachment #2 – Operations Dept. Report – January 2021

Attachment #3 – Facilities & Maintenance Dept. Report – January 2021

Attachment #4 – Administration Dept. Report – January 2021

Attachment #5 – Vaccine Letter to Monterey County Board of Supervisors

A complete detail of Monthly Performance Statistics can be viewed within the GM Report at <http://www.mst.org/about-mst/board-of-directors/board-meetings/>

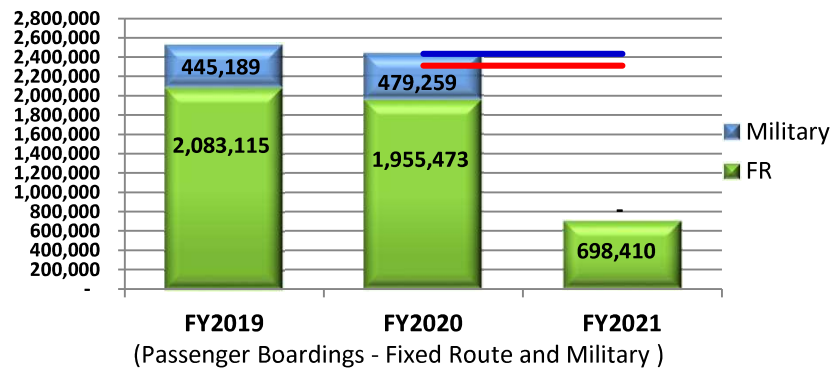
PREPARED BY: 
Carl G. Sedoryk

YTD Dashboard Performance Comparative Statistics

July - January

Fiscal Years 2019-2021

Ridership



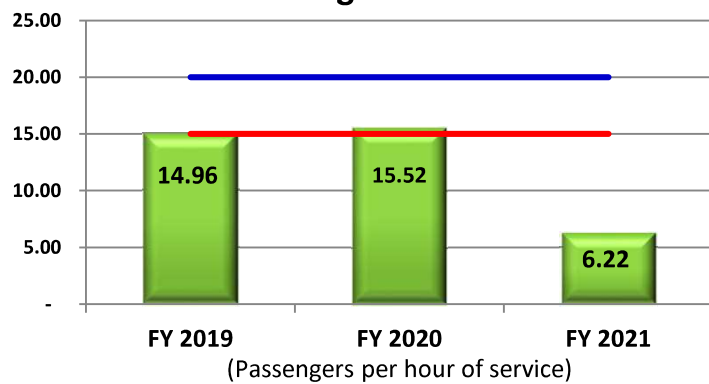
Goal = 2,434,732
passengers

Minimum = 2,312,995
passengers

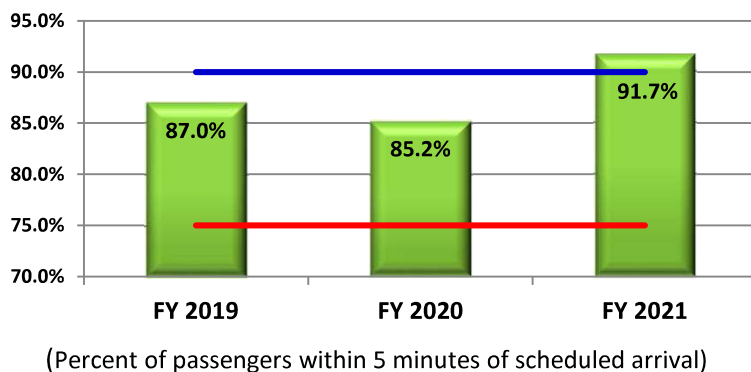
Goal = 20 passengers p/h

Minimum = 15 passengers p/h

Passengers Per Hour



On Time Performance



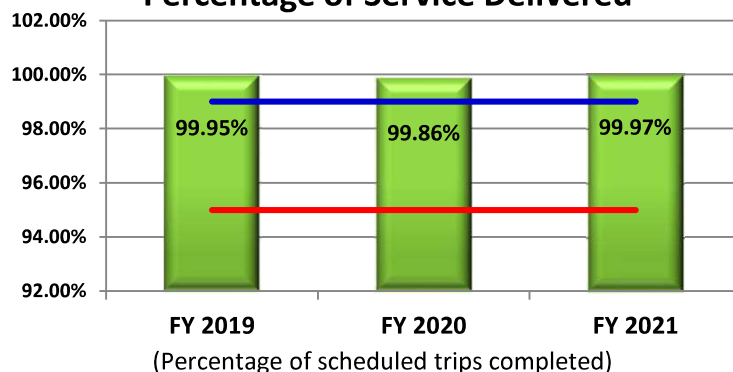
Goal = 90% on time

Minimum = 75% on time

Goal = 99% completed

Minimum = 95% completed

Percentage of Service Delivered

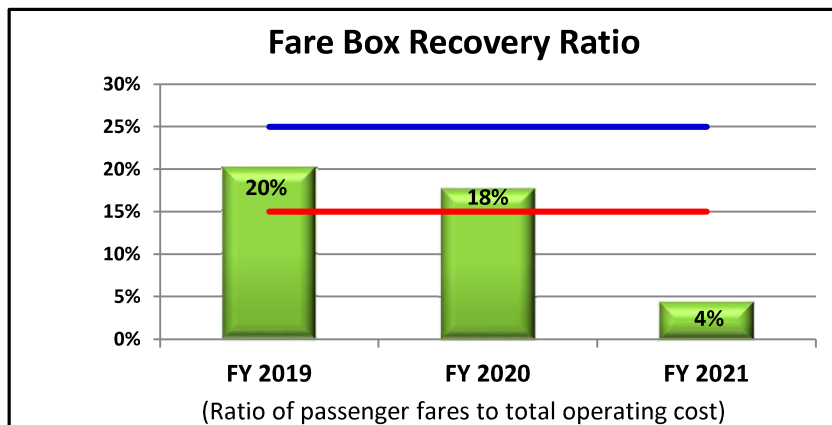


MST Fixed Route

YTD Dashboard Performance Comparative Statistics

July - January

Fiscal Years 2019-2021

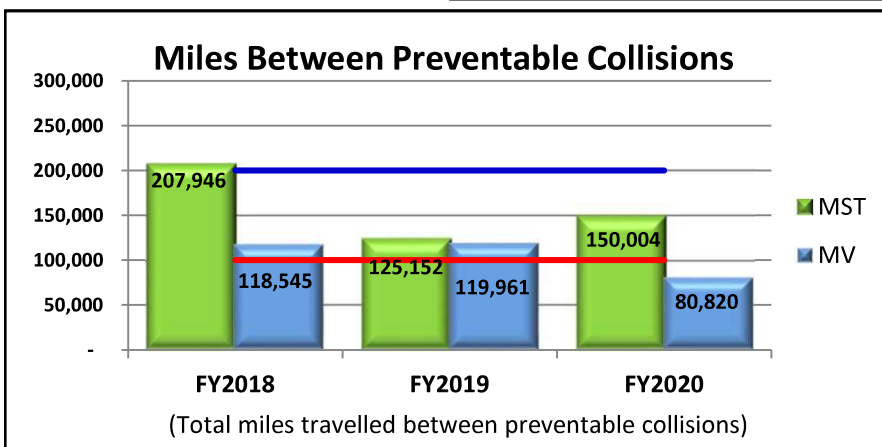
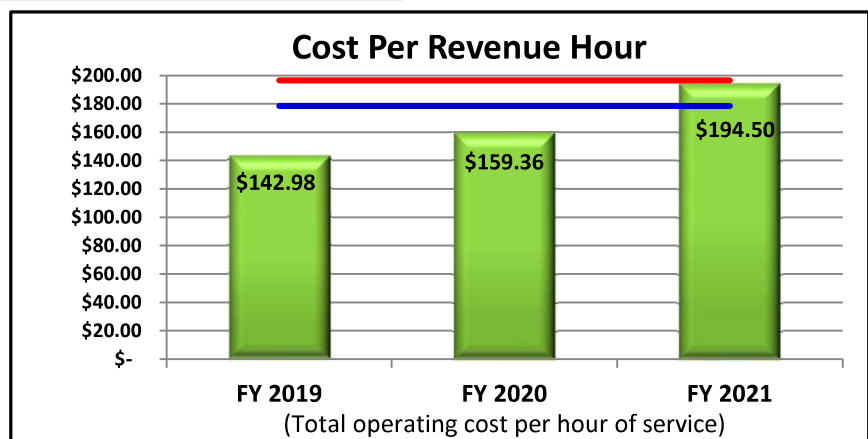


Goal = 25%

Minimum = 15%

Goal = \$178.58 per RH

Maximum = \$196.43 per RH

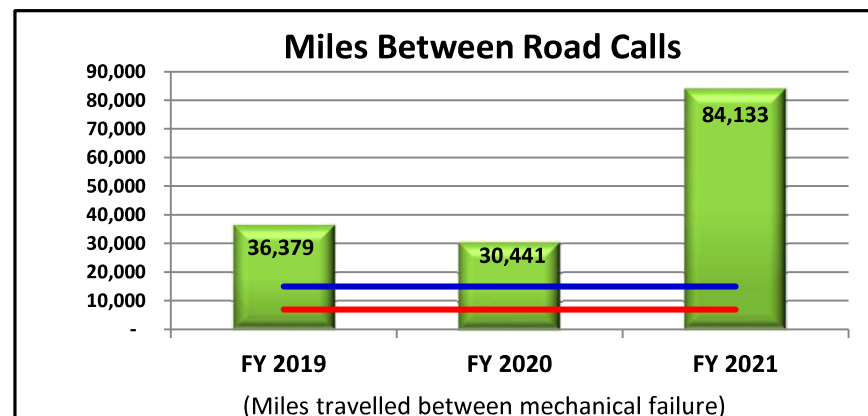


Goal = 200,000 Miles

Minimum = 100,000 Miles

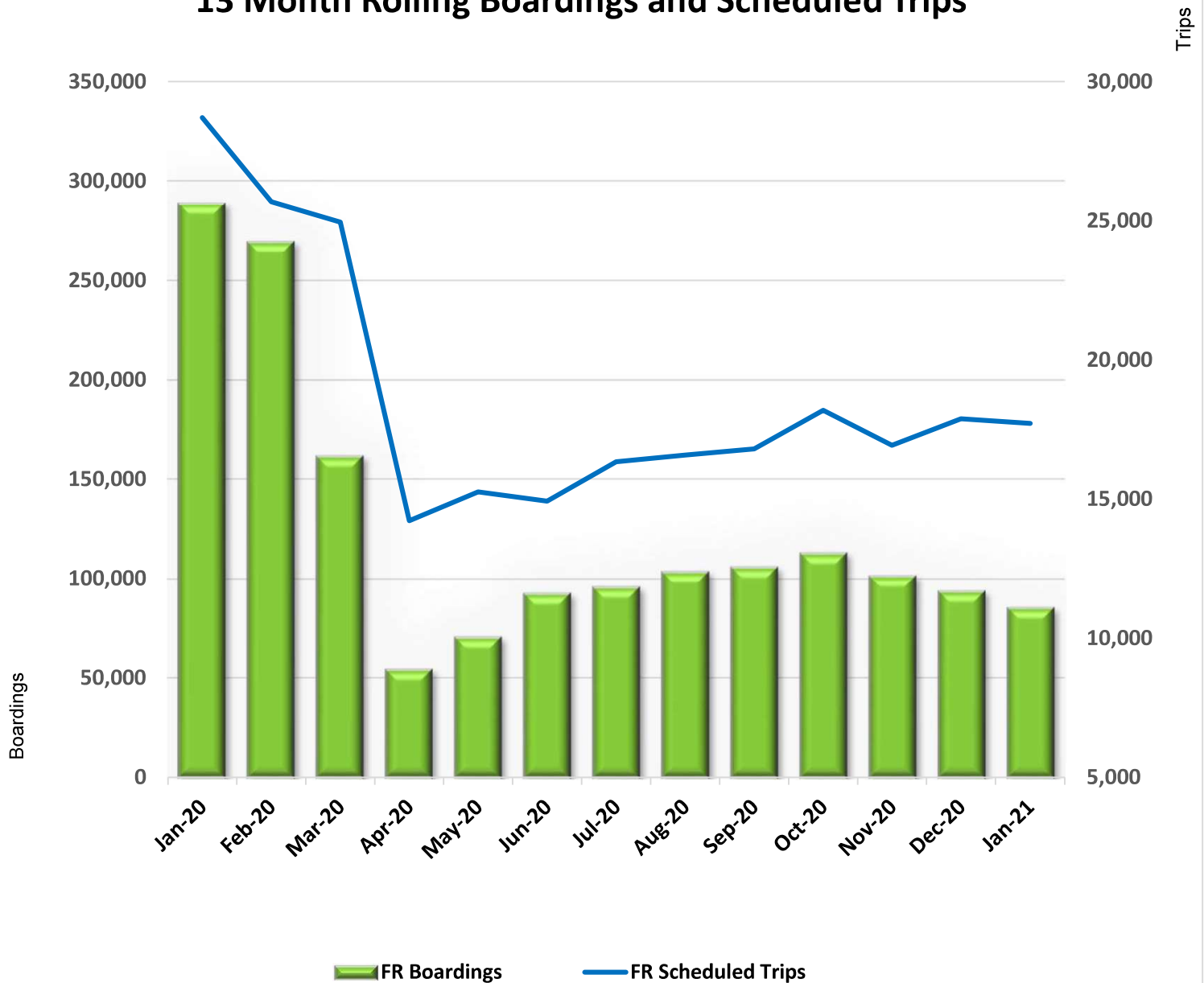
Goal = 15,000 Miles

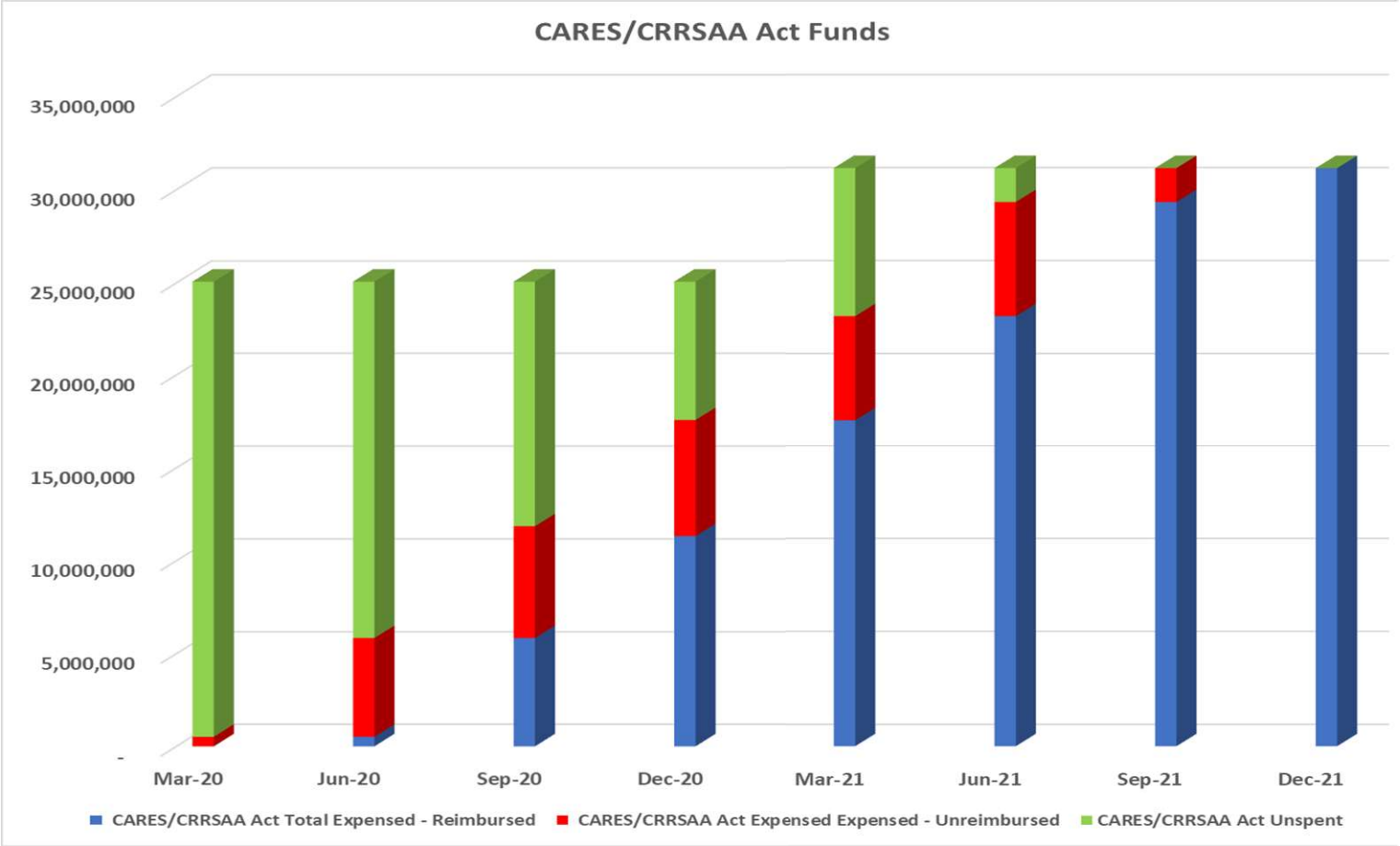
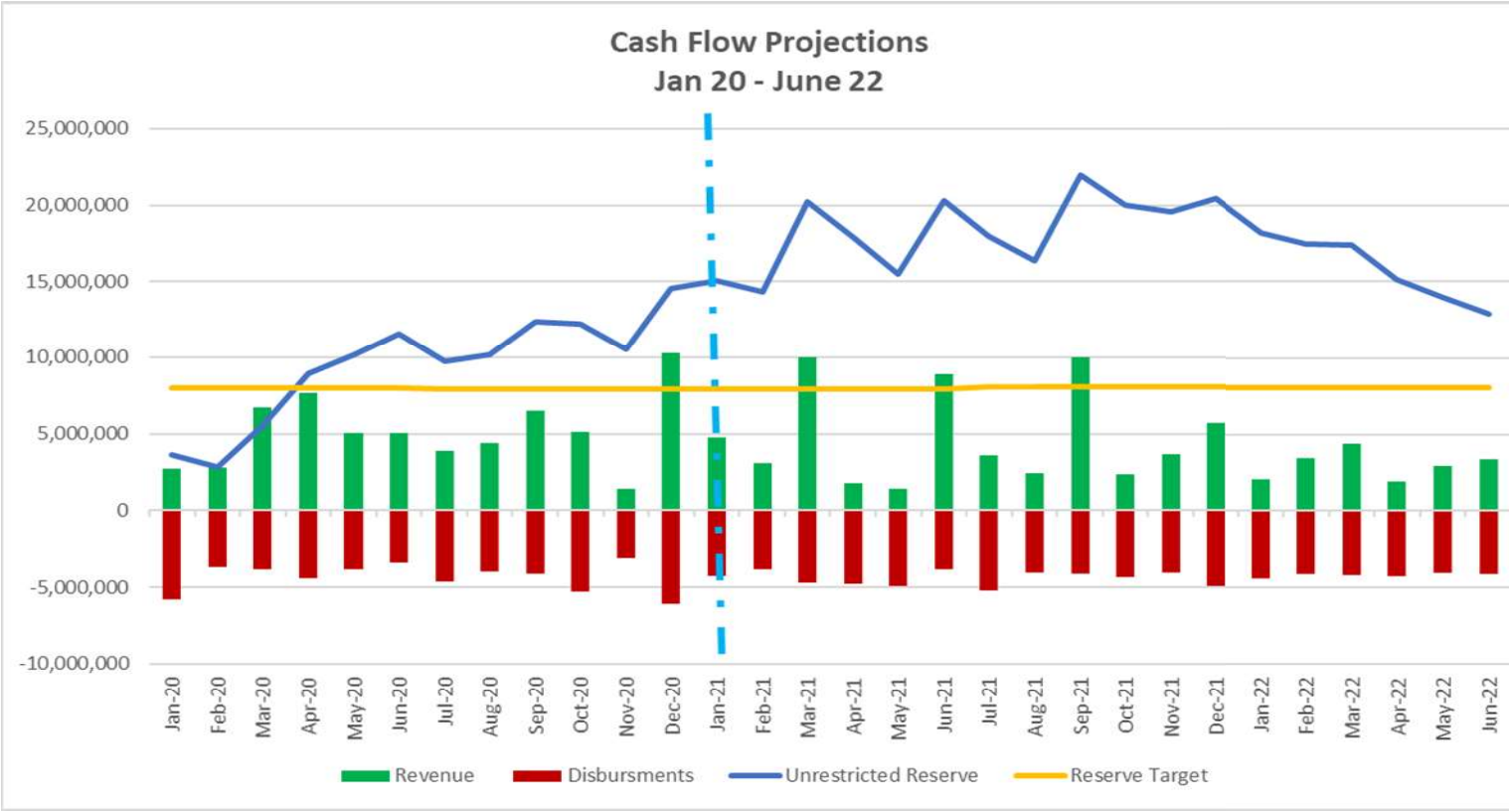
Minimum = 7,000 Miles



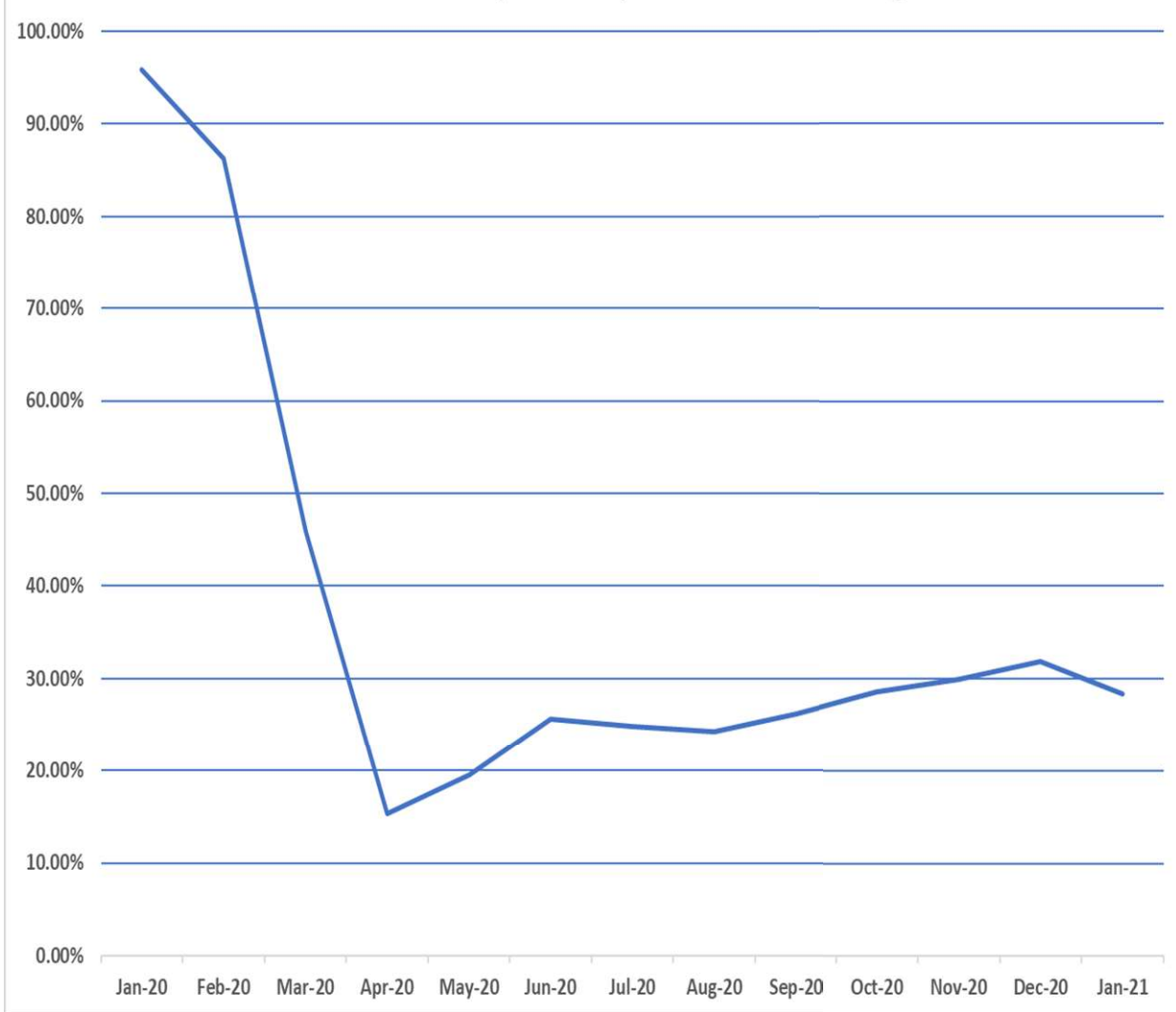
COVID-19 MST Statistics and Projections

13 Month Rolling Boardings and Scheduled Trips





Percent of Monthly Ridership from CY17-19 Average

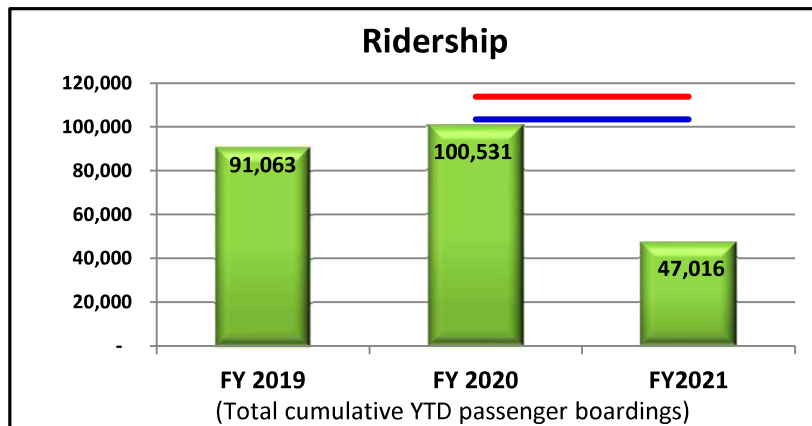


MST RIDES

YTD Dashboard Performance Comparative Statistics

July - January

Fiscal Years 2019-2021

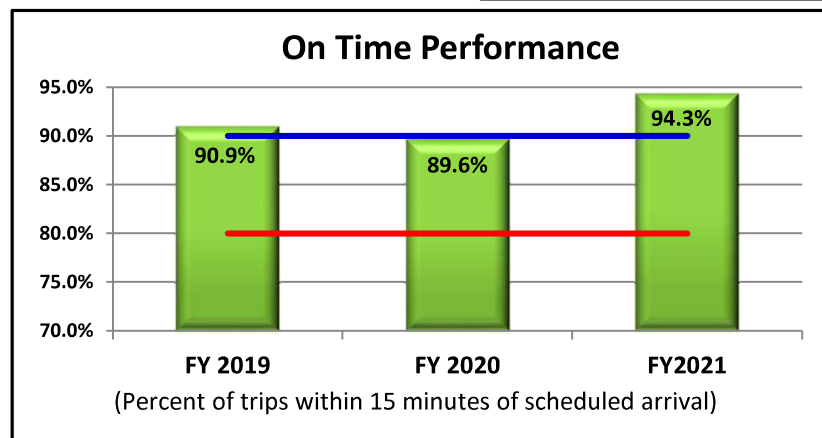
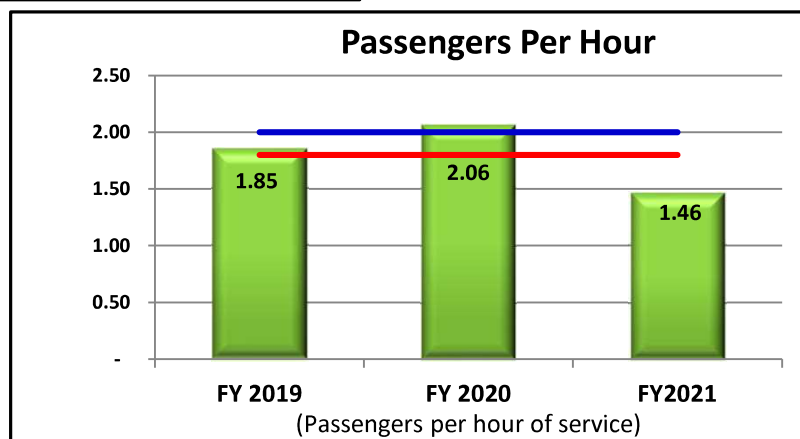


**Goal = 103,547
passengers**

**Maximum = 113,902
passengers**

**Goal = 2.0
passengers p/h**

**Minimum = 1.8
passengers p/h**

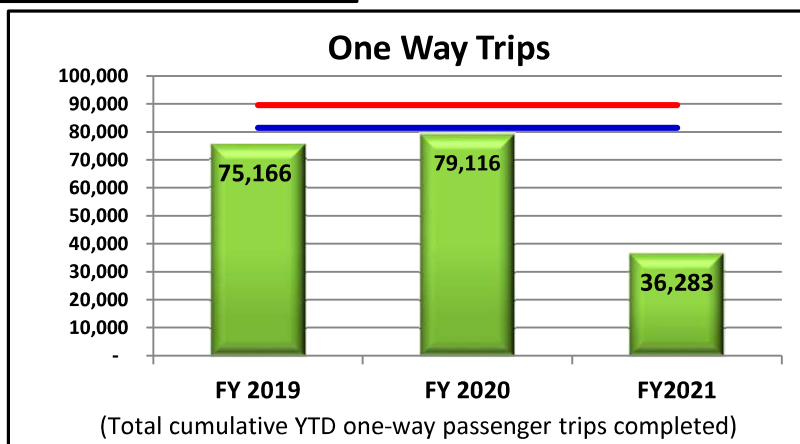


Goal = 90% on time

Minimum = 80% on time

**Maximum = 89,638
one-way trips**

**Goal = 81,489
one-way trips**

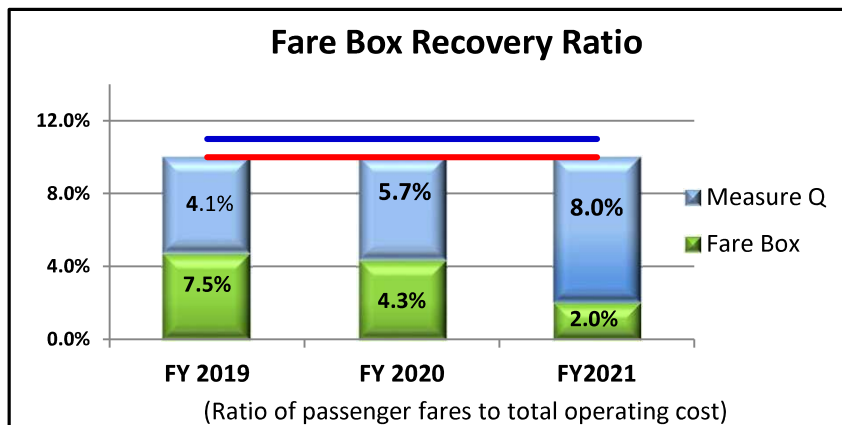


MST RIDES

YTD Dashboard Performance Comparative Statistics

July - January

Fiscal Years 2019-2021

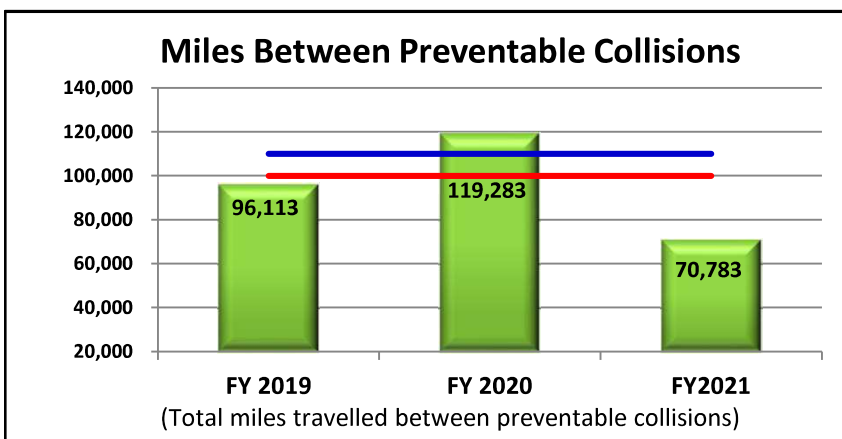
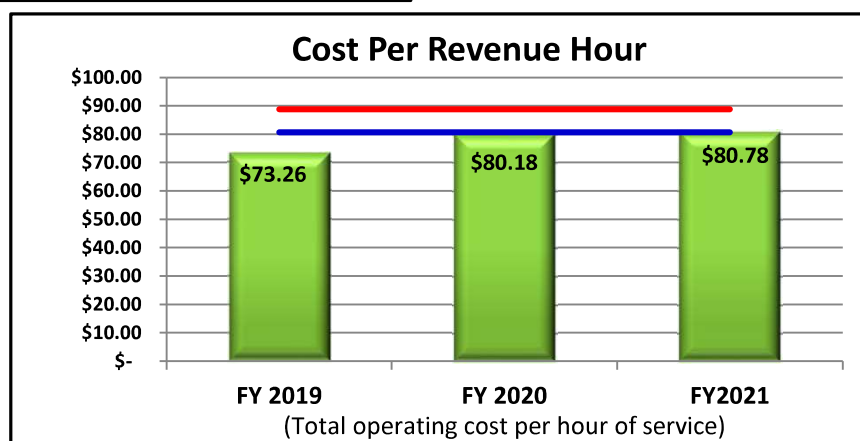


Goal = 11%

Minimum = 10%

Goal = \$80.67 per RH

Maximum = \$88.74 per RH

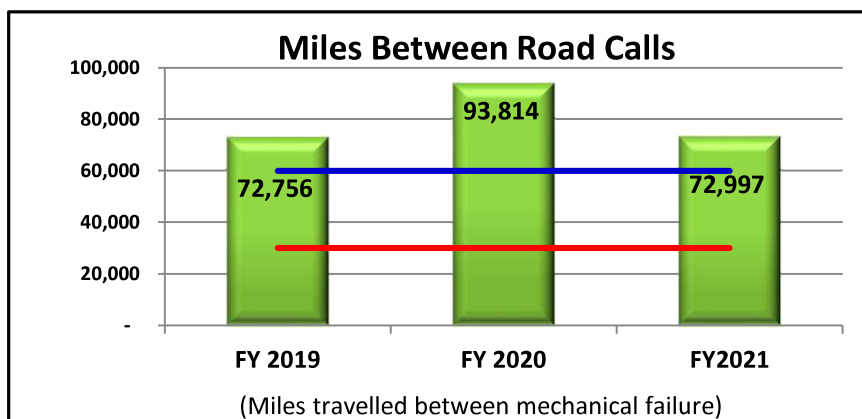


Goal = 110,000 Miles

Minimum = 100,000 Miles

Goal = 60,000 Miles

Minimum = 30,000 Miles

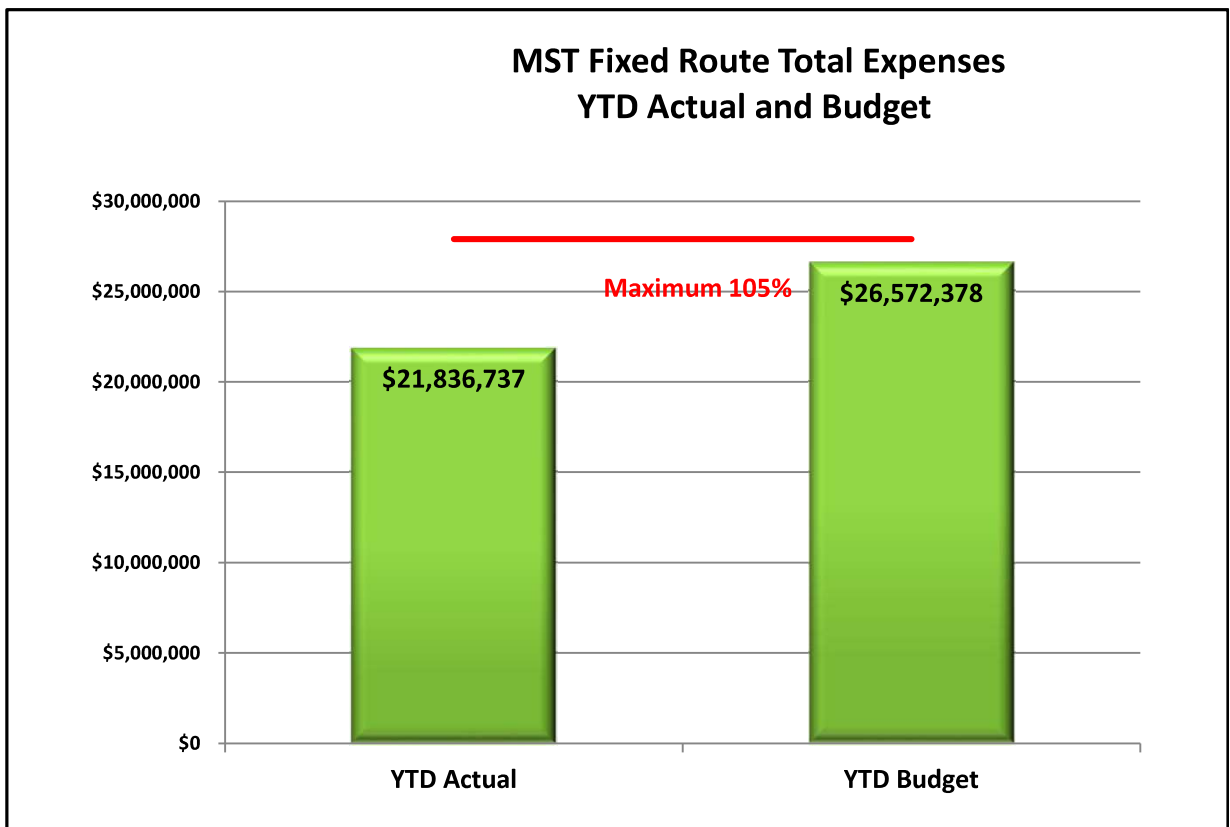
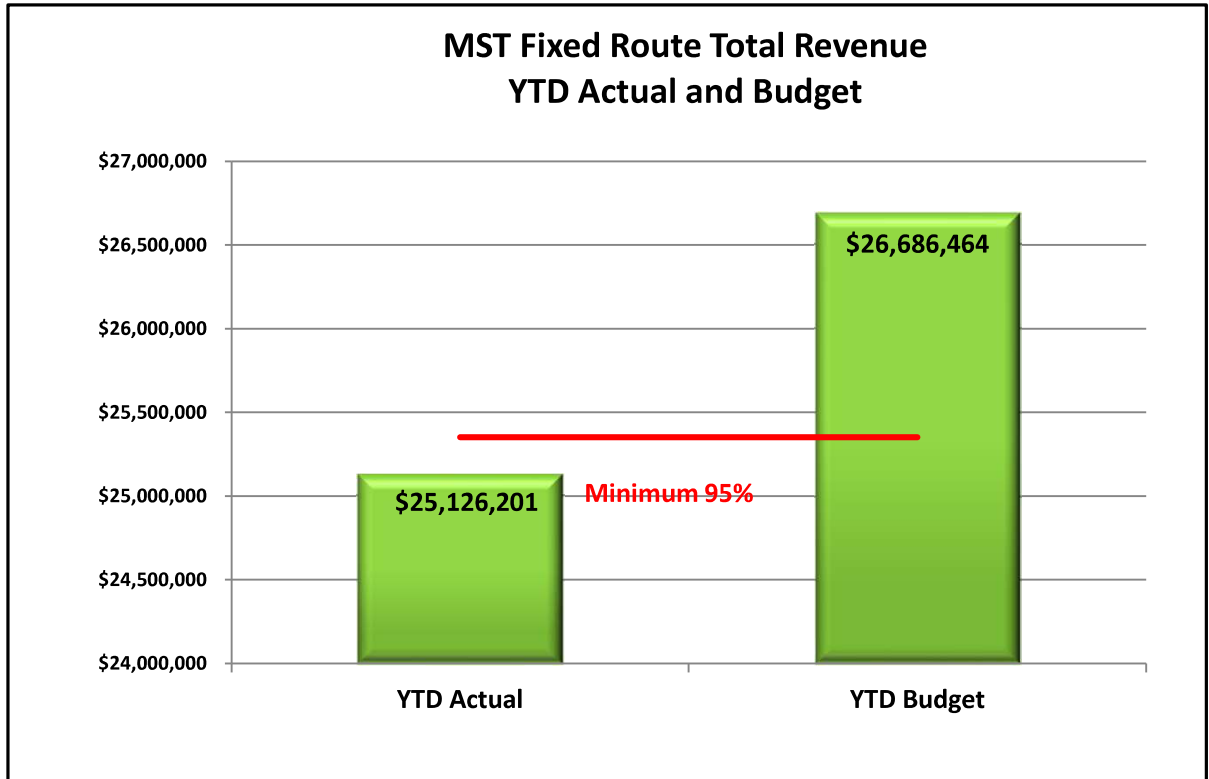


MST Fixed Route

Financial Performance Comparative Statistics

July - January

Fiscal Year 2021

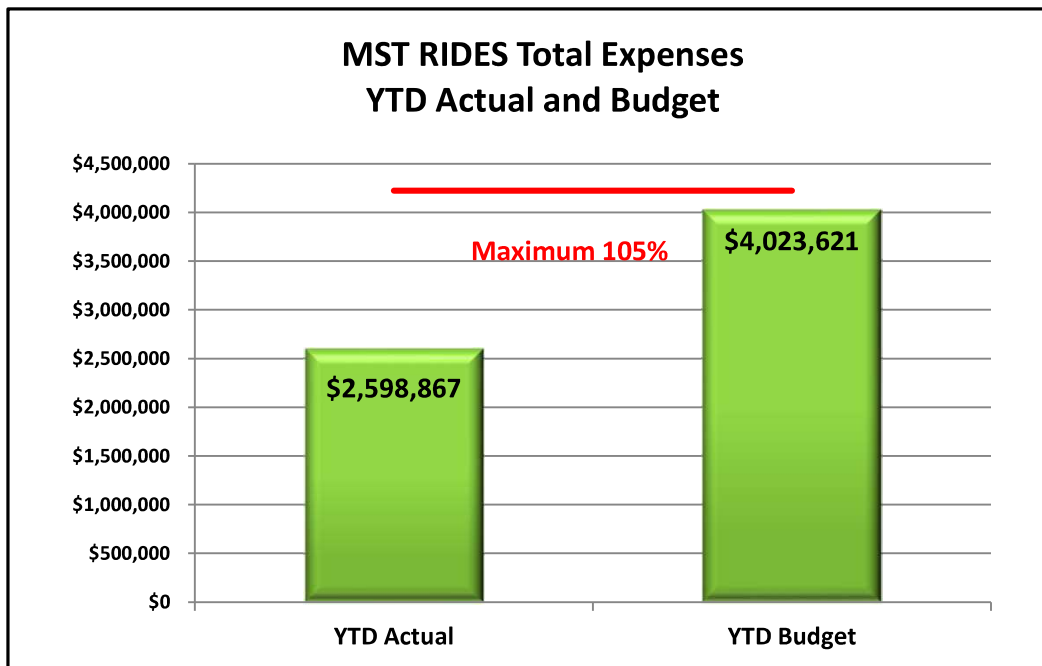
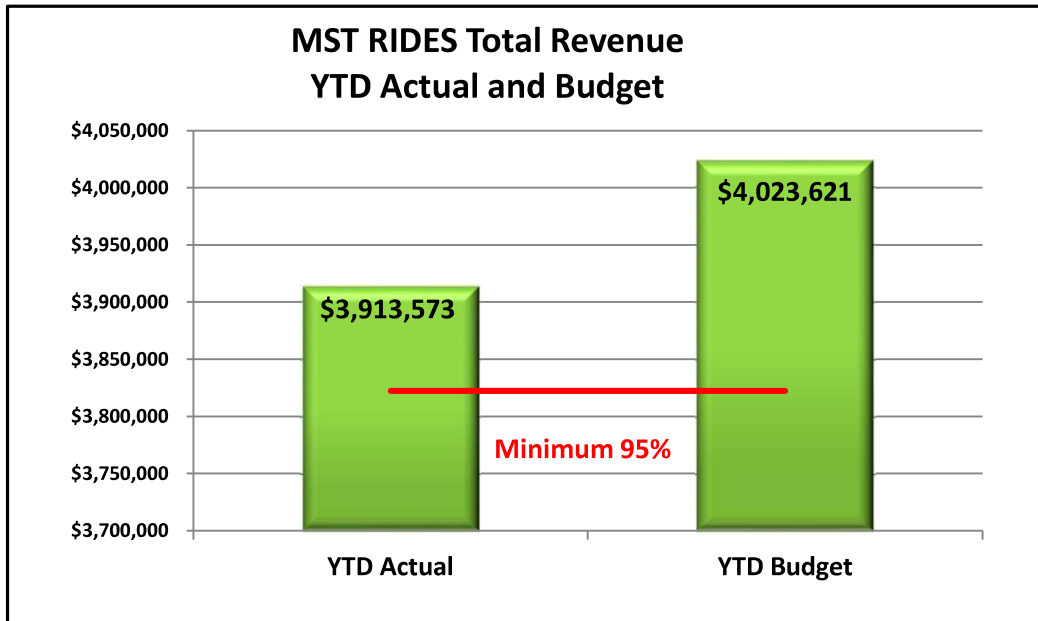


MST RIDES

Financial Performance Comparative Statistics

July - January

Fiscal Years 2019-2021



February 23, 2021

To: Carl Sedoryk, General Manager / C.E.O.

From: Norman K. Tuitavuki, Chief Operating Officer

Cc: MST Board of Directors

Subject: **Transportation Department Monthly Report – January 2021**

FIXED ROUTE BUS OPERATIONS:

System-Wide Service: (Fixed Route & On-Call Services):

MST's preliminary boarding statistics indicate ridership was 85,388 in January 2021, a 70.4% decrease compared to January 2020. The pandemic continues to dramatically affect MST's ridership – for the fiscal year to date, passenger boardings have decreased by 71.3% compared to the same period last fiscal year.

Productivity has also been affected by the pandemic, resulting in a 60% decrease in productivity from 15.6 passengers per hour (PPH) to 6.2 PPH when compared to the same period last fiscal year.

Supplemental / Special Services:

MST has suspended all supplemental and special services until further notice.

System-Wide Statistics:

- Ridership: 85,388
- Vehicle Revenue Hours: 16,339
- Vehicle Revenue Miles: 244,077
- System Productivity: 6.2 Passengers Per Vehicle Revenue Hour
- One-Way Trips Provided: 17,714

Time Point Adherence: Of 80,940 total time-point crossings sampled for January 2021, the Transit Master™ system recorded 79,569 on-time arrivals to MST's published time-points system-wide. This equates to **93%** of all scheduled arrivals at published time-points arriving on time as scheduled, a positive increase month over month. (See *MST Fixed-Route Bus ~ On Time Compliance Chart FY 2020 - 2021.*)

Note: Service arriving later than **5** minutes beyond the published time point is considered late. The on-time compliance chart, (attached), reflects system-wide “on-time performance” as a percentage of the total number of reported time-point crossings.

Service Canceled: As listed below, MST experienced 16 service cancellations for January for both directly operated and contracted services. All of the service cancellations were a result of inclement weather that prevented MST from safely completing sixteen scheduled trips:

Total Trips Completed: 17,714			
Category	MST	MV	%
Weather	4	12	100%
Totals	4	12	100.00%

Documented Occurrences: MST Coach Operators are required to complete an occurrence report for any unusual incident that occurs during their workday. The information provided within these reports is used to identify trends, which often drive changes in policy or standard operating procedures. The following is a comparative summary of reported incidents for the month(s) of January 2020 and 2021. The data shows a 30% decrease in total documented occurrences compared to last year:

Occurrence Type	January-20	January-21
Collision: MST Involved	8	4
Employee Injury	1	2
Medical Emergency	0	1
Passenger Conflict	8	4
Passenger Fall	3	1
Other	0	2
Near Miss	1	0
Fuel / fluid Spill	0	1
Unreported Damage	2	1
Totals	23	16

CONTRACTED TRANSPORTATION SERVICES:

MST RIDES ADA / ST Paratransit Program:

The January 2021 preliminary boarding statistics for the MST RIDES program were 6,043 passenger boardings. This denotes a 58% decrease in passenger boardings compared to January of 2020. For the fiscal year, passenger boardings continue to decrease. MST completed 47,017 total boardings compared to 100,531 for the same period in FY 2020, ***an expected result of the pandemic.***

- Productivity for January 2021 was 1.40 passengers per hour, decreasing from

2.1 passengers per hour compared to January 2020.

- The MST RIDES fleet traveled 4,406 miles in January 2021 – a 36% decrease compared to January 2020.
- 95% of all scheduled trips in January for the MST RIDES program arrived on time – a 6% improvement compared to January 2020.

COMMUNICATIONS CENTER:

In January, MST's Communications Center summoned public safety agencies on seven (7) separate occasions to MST's transit vehicles and facilities. One Police incident categorized as "Other" resulted in a lost child being reunited to their parents with the assistance of an MST coach operator:

Agency Type	Incident Type	Number of Responses
Police	Passenger Disturbance / Other	6
EMS	Passenger Medical Emergency / Injury	1

Norman K. Tuitavuki



Chief Operating Officer

Monterey – Salinas Transit District

ATTACHMENTS:

MST Fixed-Route Bus ~~ On Time Compliance FY 2021

MST Fixed-Route Bus ~~ Boarding Statistics FY 2021

MST Trolley ~~ Boarding Statistics FY 2021

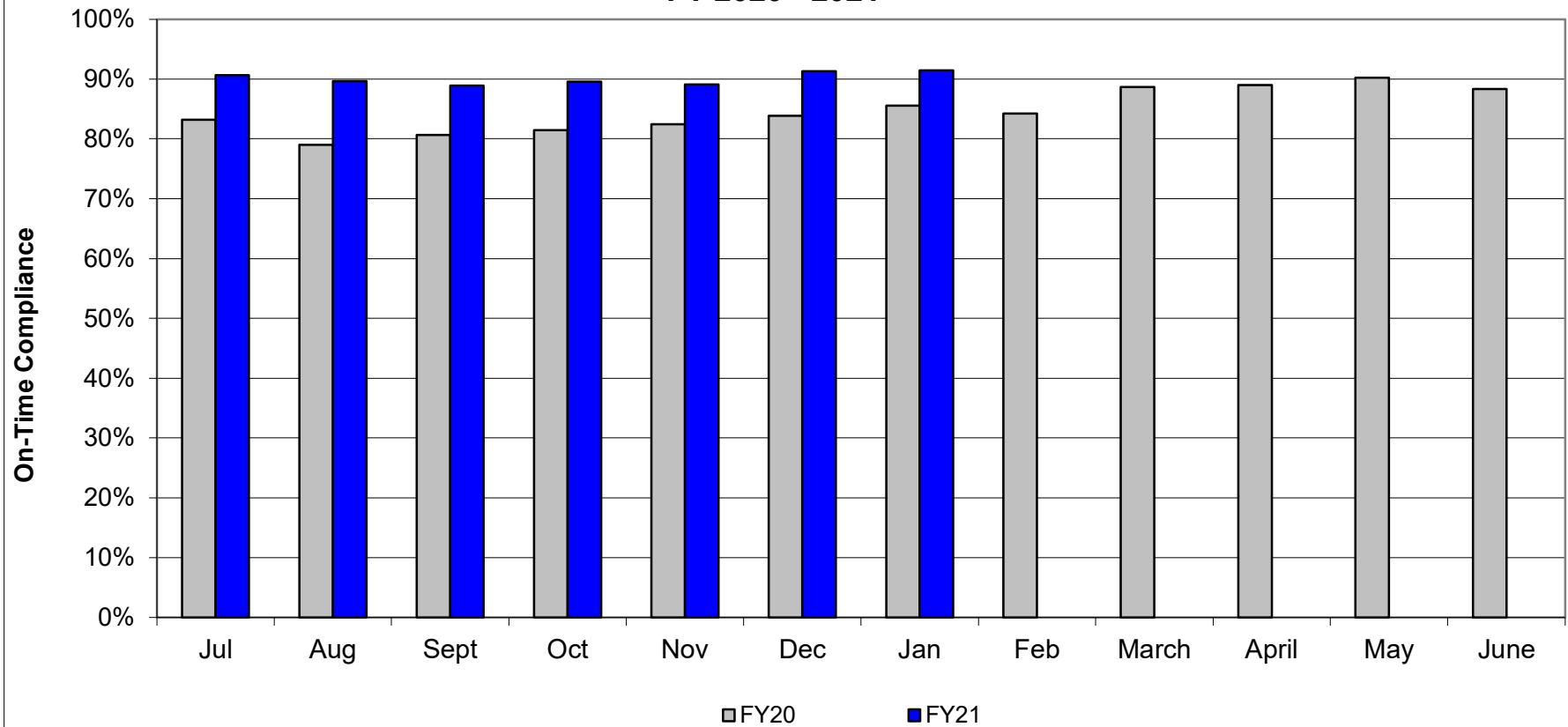
MST RIDES ~~ On Time Compliance FY 2021

MST RIDES ~~ Boarding Statistics FY 2021

Operations Summary Report – January 2021

Mobility Management Report – January 2021

On-Time Compliance FY 2020 - 2021



MST FIXED ROUTE BOARDINGS

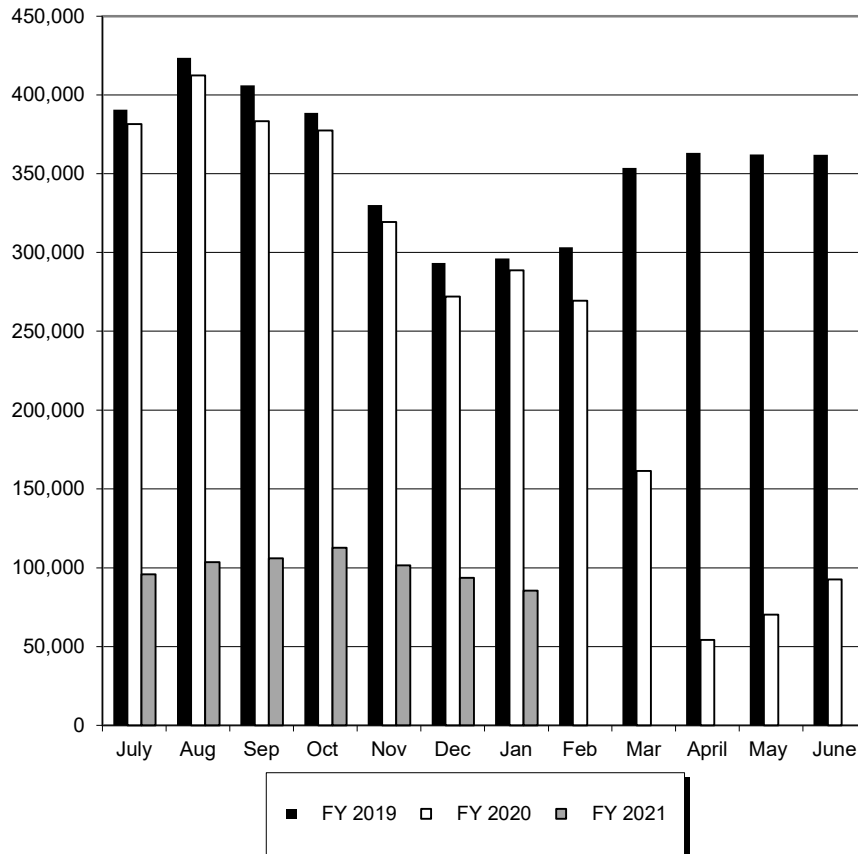
FY 2021 Monthly Boardings

MONTH	FY 2019	FY 2020	FY 2021	% CHANGE
July	390,693	381,521	95,804	-74.89%
Aug	423,511	412,397	103,571	-74.89%
Sep	406,048	383,341	105,859	-72.39%
Oct	388,492	377,416	112,734	-70.13%
Nov	330,057	319,313	101,413	-68.24%
Dec	293,328	272,046	93,641	-65.58%
Jan	296,175	288,698	85,388	-70.42%
Feb	303,329	269,278		
Mar	353,599	161,371		
April	363,202	54,242		
May	362,326	70,264		
June	361,864	92,576		
TOTAL	4,272,624	3,082,463	698,410	
YTD Avg.	361,186	347,819	99,773	-71.31%
YTD Cumulative	2,528,304	2,434,732	698,401	-71.32%

*** Preliminary**

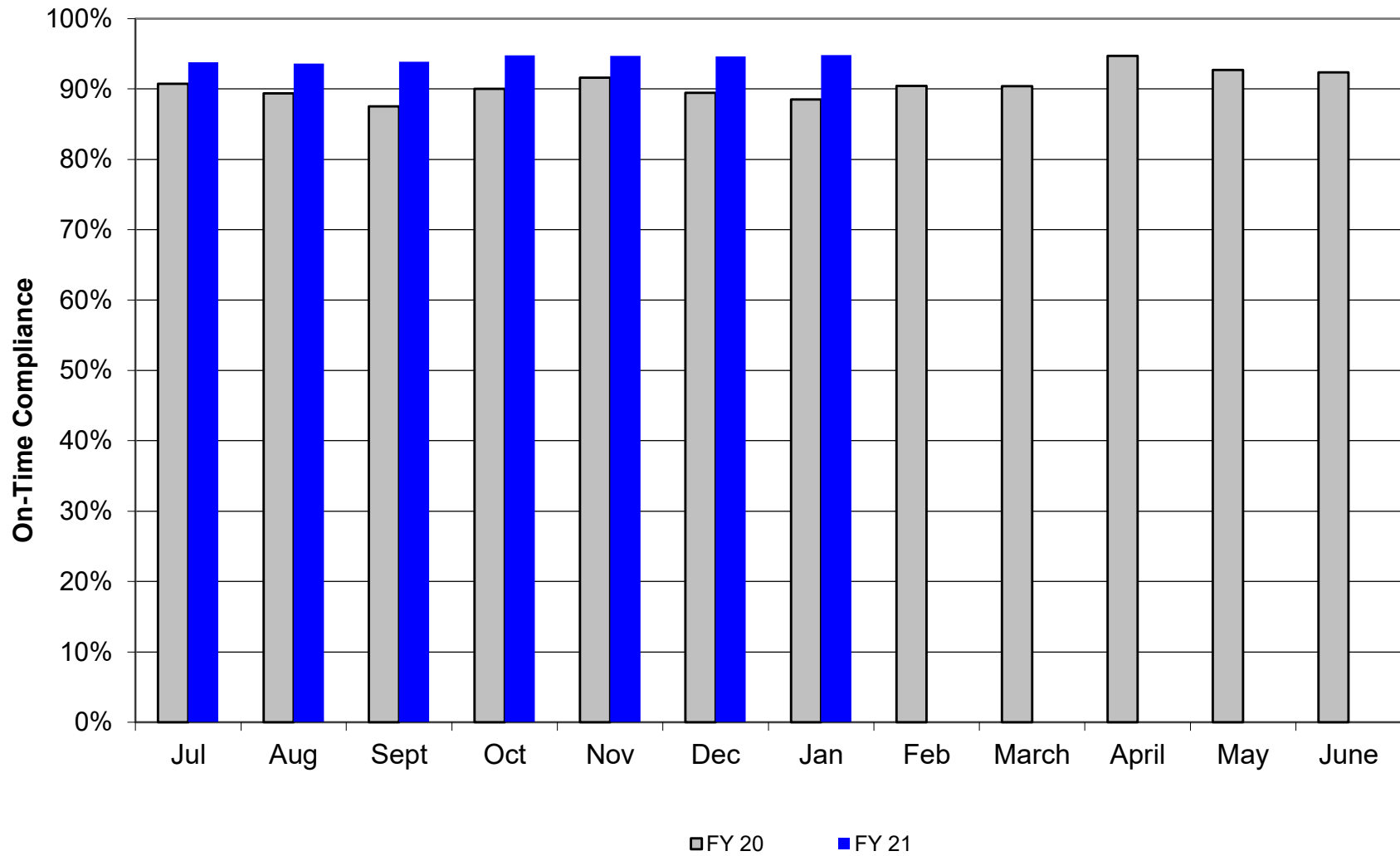
Boardings are inclusive of all On Call, Trolley, & Fixed Route Services

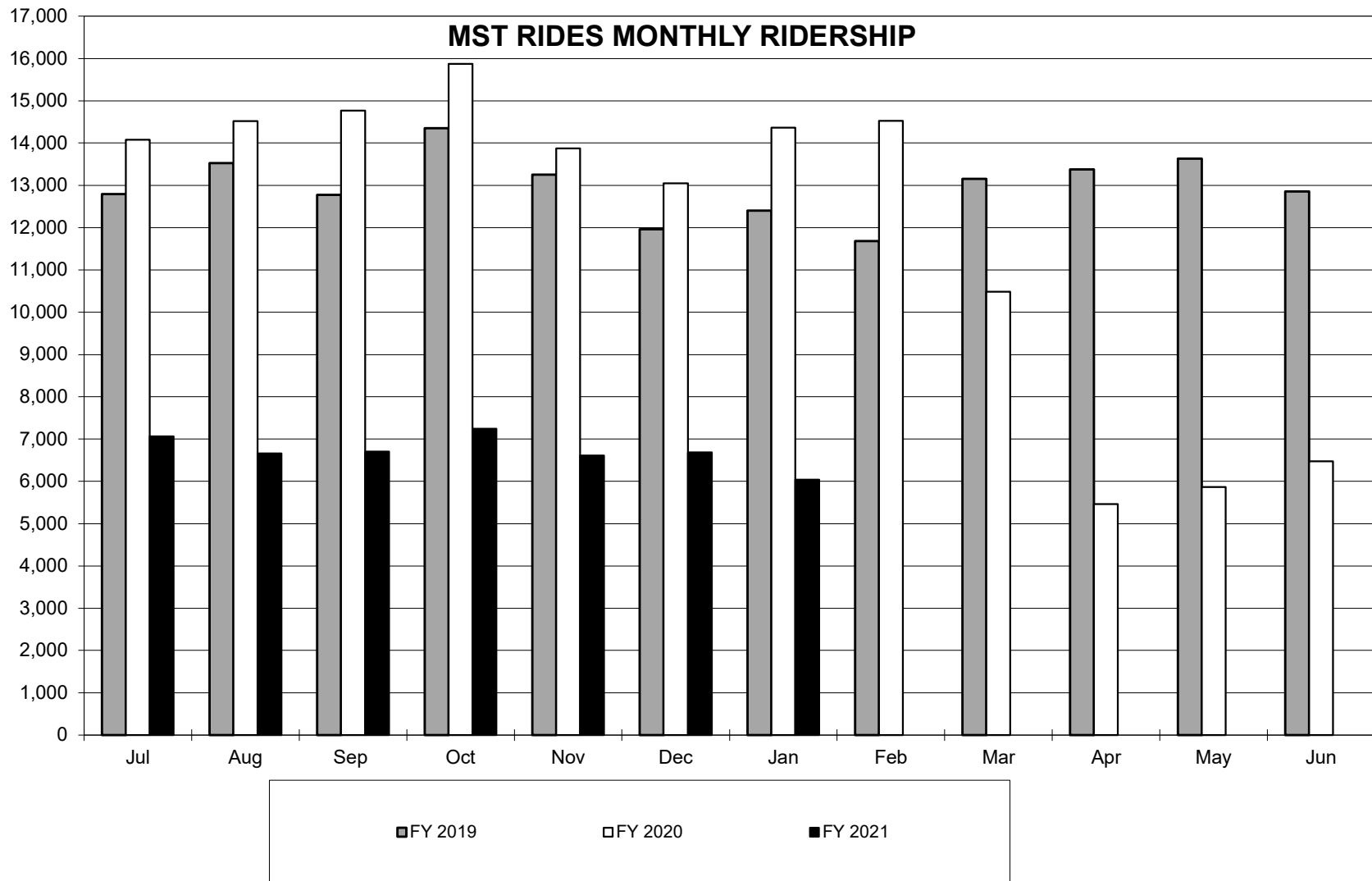
MONTHLY RIDERSHIP



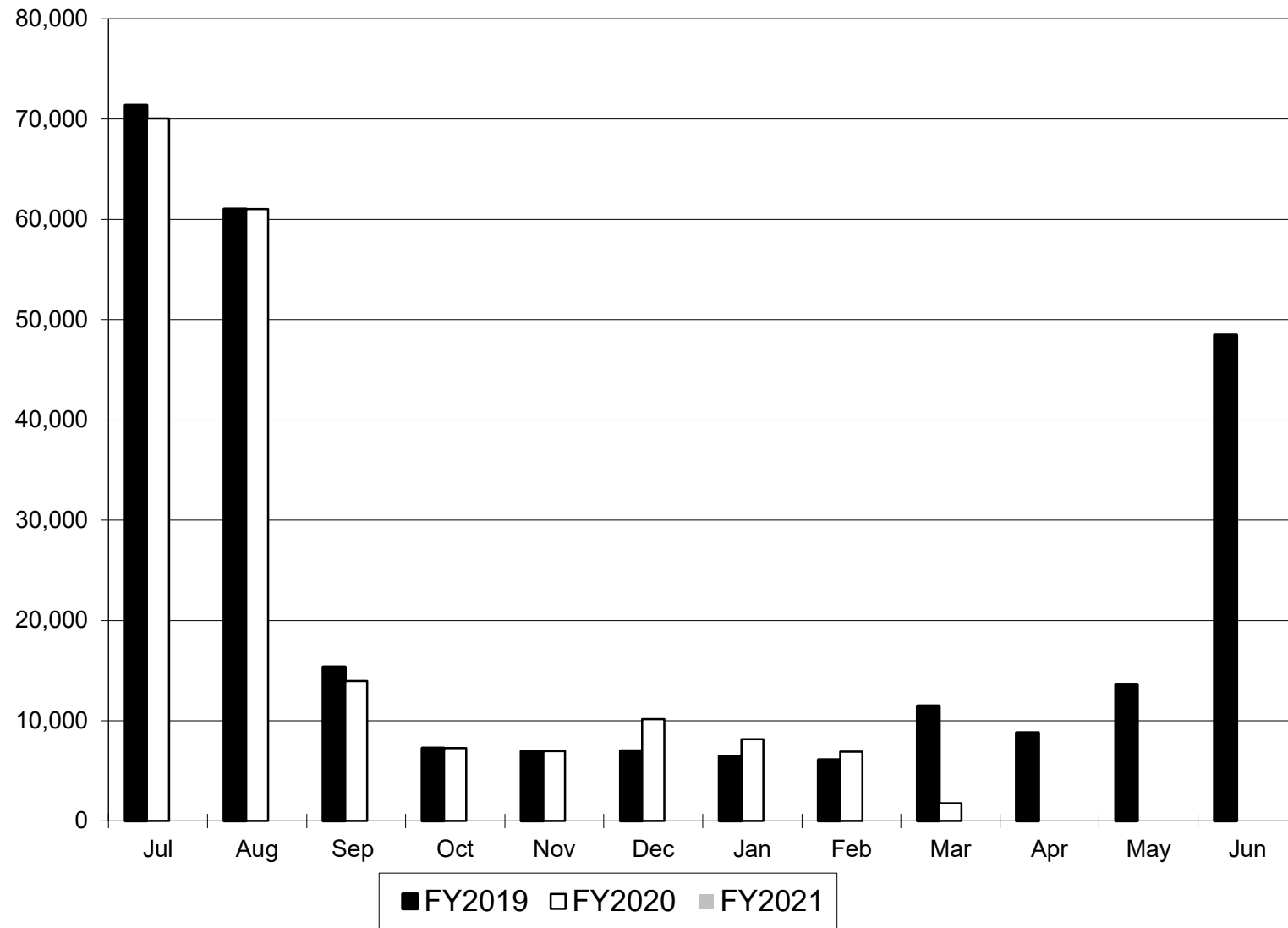
MST RIDES

On-Time Compliance FY 2019 - 2020





MONTEREY TROLLEY MONTHLY RIDERSHIP



Operations Summary Report

Fixed Route Services

January 2021

Service Delivered**Service Quality**

Ridership	85,388	On-time Time Points	80,940
Passengers / Vehicle Revenue Hour	5.2	Delayed Time Points	7,559
Revenue Miles	244,077.4	On-time Passenger Boardings	79,569
One-way Trips Operated	17,714	Percent On-time Boardings	93%

Systemwide Service:

Boardings reported for the month of January show ridership to be 70.4% lower than in January of 2020, when 288,698 boardings were reported. Over that same timeframe, the amount of revenue hours operated decreased by 25.2%, resulting in a 60.5% decrease in productivity, from 13.2 Passengers Per Hour last January to 5.2 Passengers Per Hour this January. The drop in ridership can be attributed to emergency service reductions due to COVID-19.

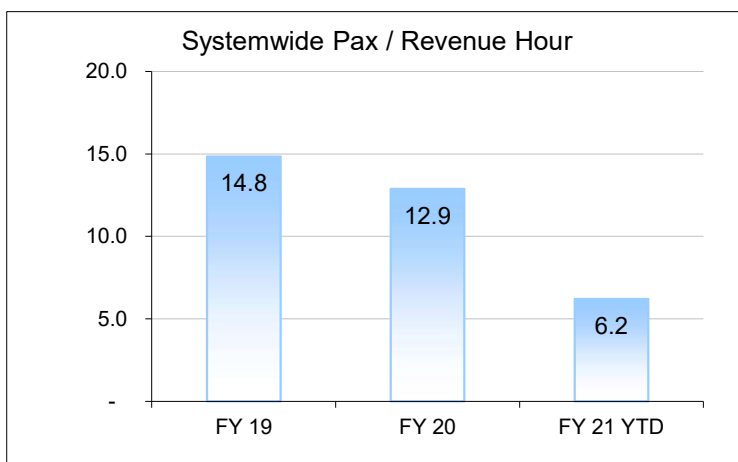
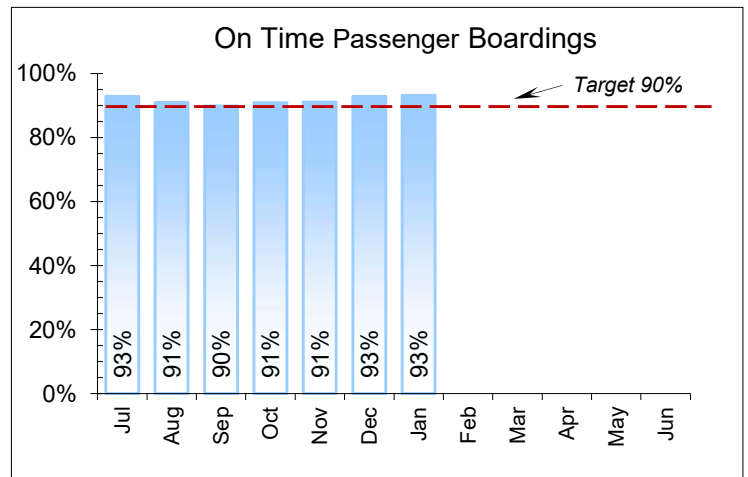
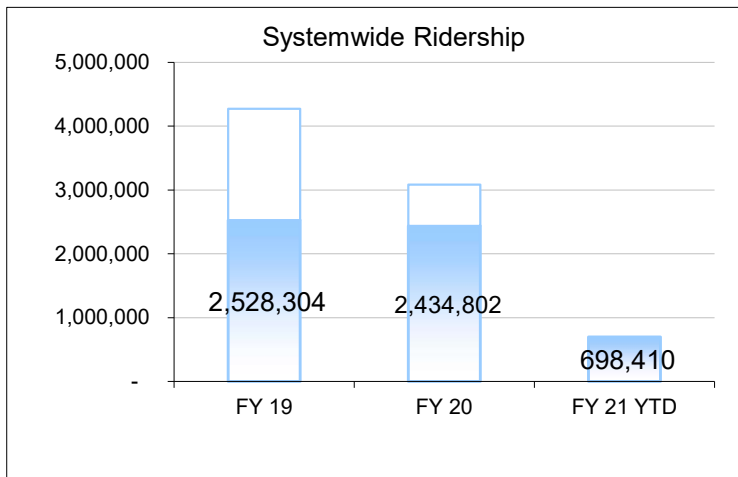
For the fiscal year to date (July-January) ridership has decreased by 71.3% and revenue hours operated have decreased by 28.2%, resulting in a 60.0% decrease in productivity (from 15.6 PPH to 6.2 PPH).

Seasonal Service:

Service on line 22- Big Sur reported 280 boardings for the month. The MST Trolley Monterey has been suspended as a result of the county wide shelter in place order.

Supplemental / Special Event Service:

No supplemental service operated.

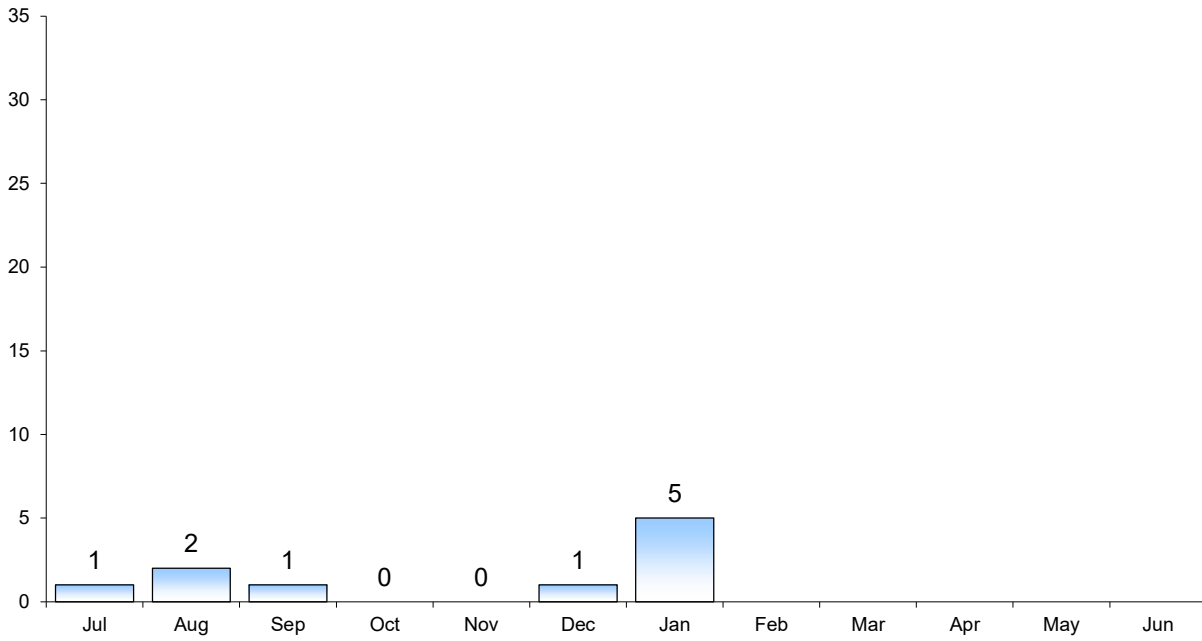


No special event service operated this month.

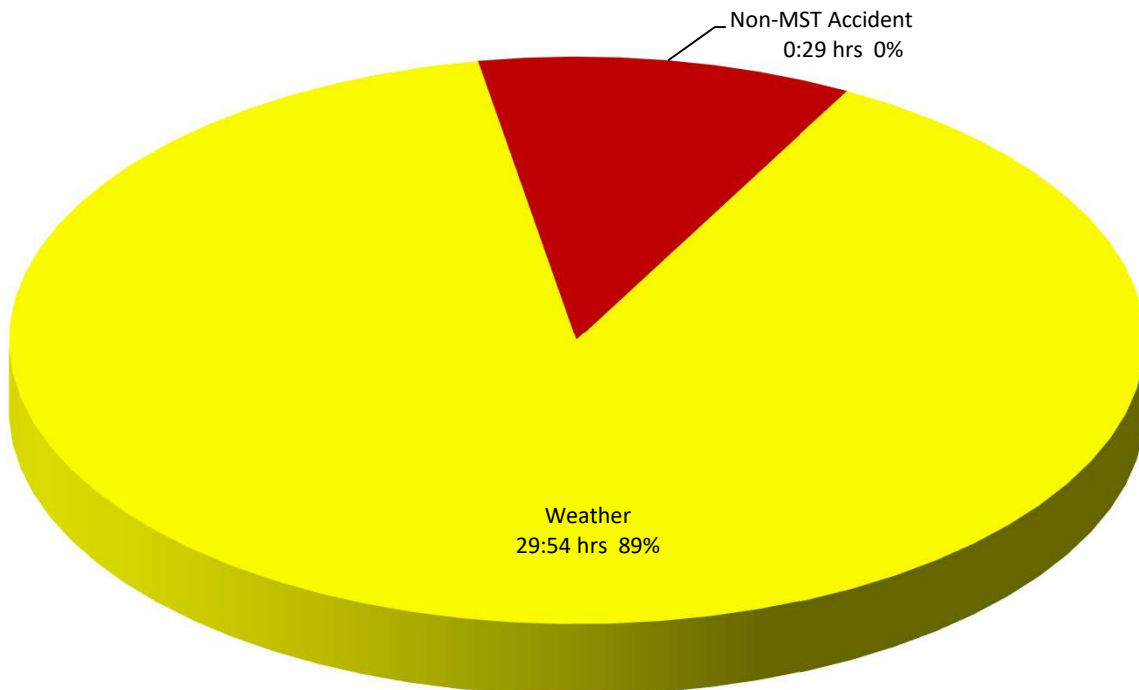
Fixed Route Operations Summary Report

January 2021

Service Cancellations by Month

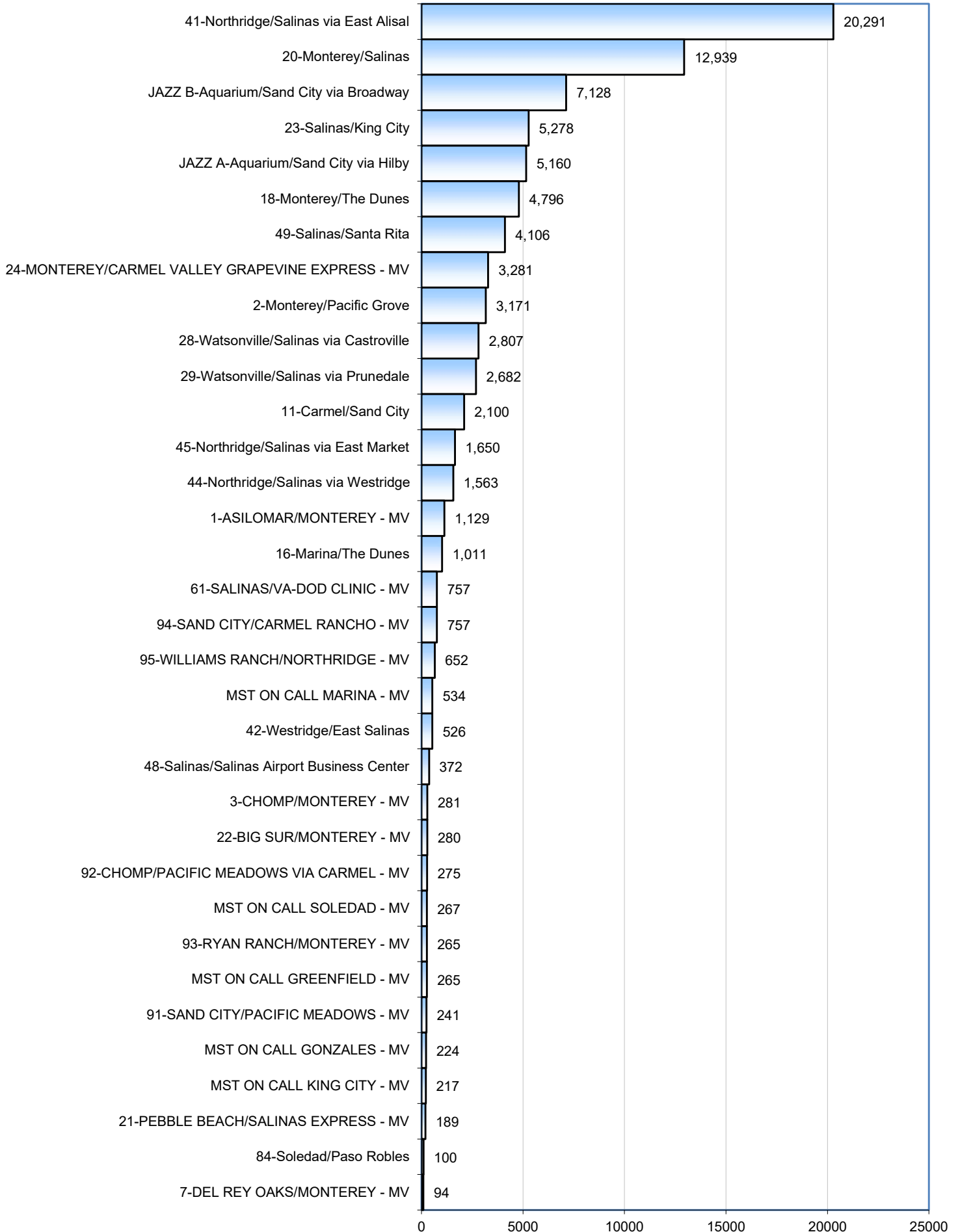


Cancelled Revenue Hours - Year to Date



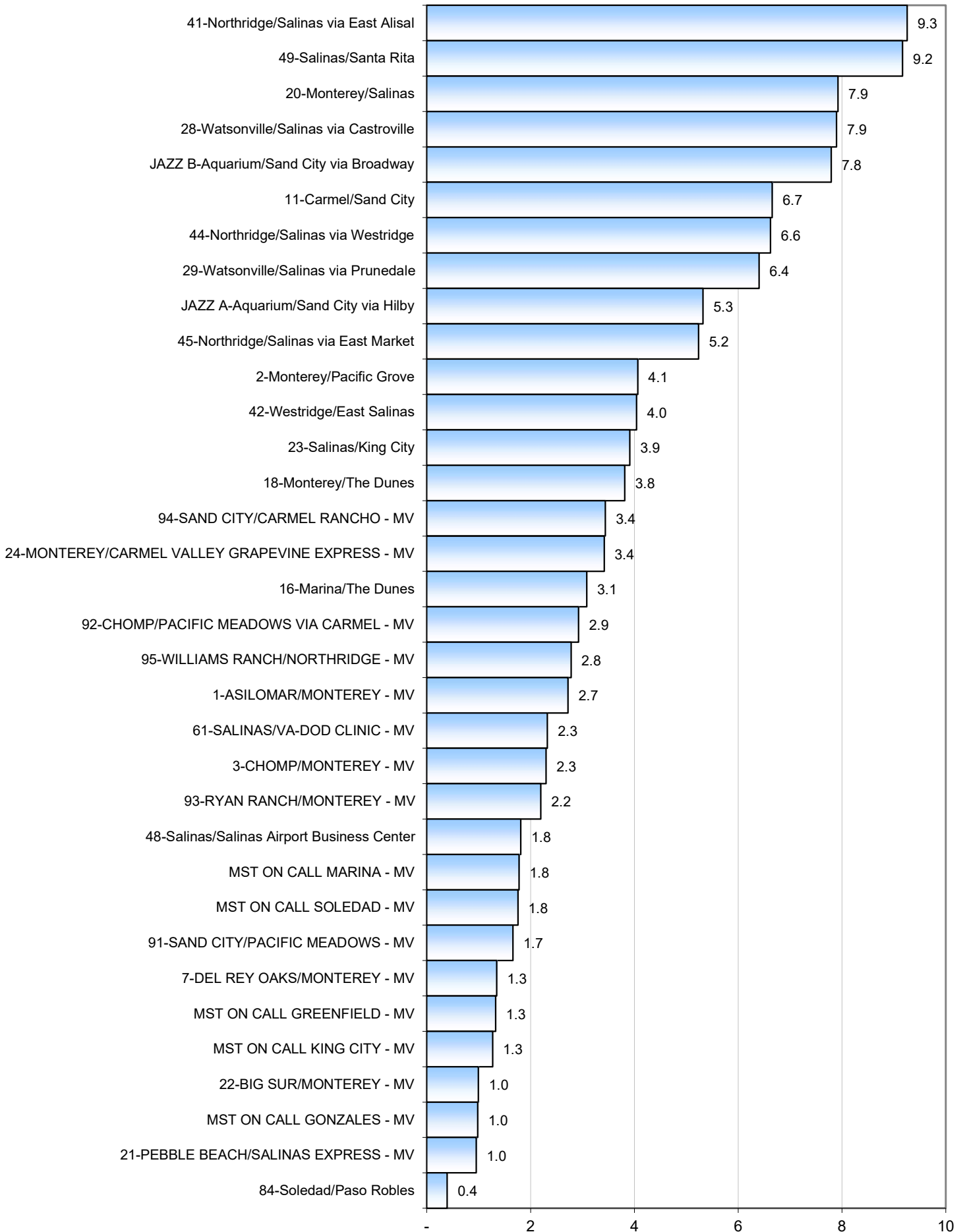
Ridership by Line - January 2021

Passenger Boardings



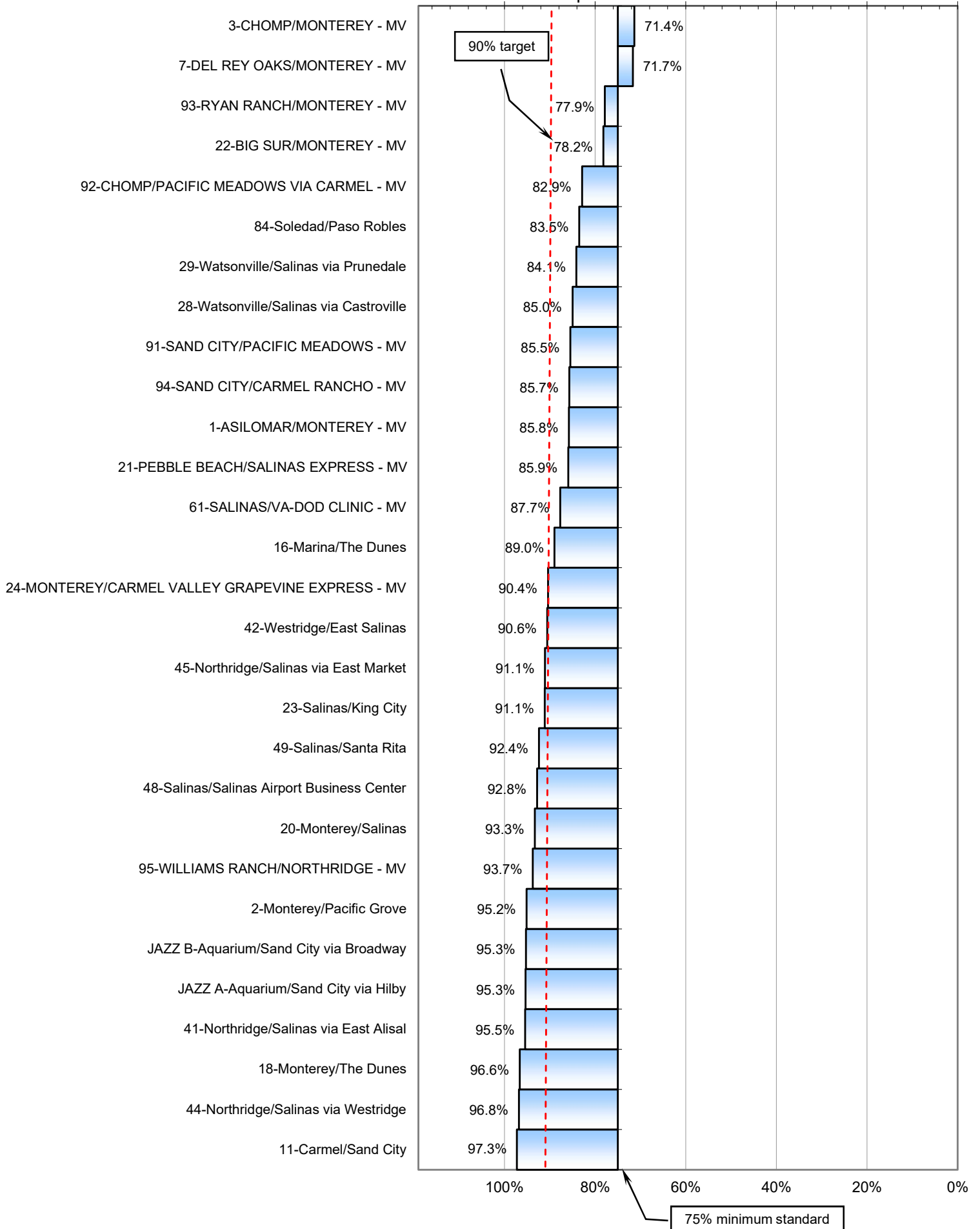
Productivity by Line - January 2021

Passengers Per Hour



Schedule Adherence by Line - January 2021

Percent On-time Timepoints



January 2021

Systemwide Ridership: 85,388

Systemwide Revenue Hours: 16339:41

Systemwide Revenue Miles: 244,077.4

Local - \$1.50 / \$.75

	Ridership	VRHrs	VRMi	Pax/Hr	% Riders	% Hrs
3-CHOMP/MONTEREY - MV	281	122:10	1,492.0	2.30	0.3%	0.7%
Total	281	122:10	1,492.0	2.3	0.3%	0.7%

Microtransit - \$1.50 / \$.75

	Ridership	VRHrs	VRMi	Pax/Hr	% Riders	% Hrs
MST ON CALL MARINA - MV	534	300:00	1,738.0	1.78	0.6%	1.8%
MST ON CALL GONZALES - MV	224	228:00	644.0	0.98	0.3%	1.4%
MST ON CALL GREENFIELD - MV	265	199:30	657.0	1.33	0.3%	1.2%
MST ON CALL KING CITY - MV	217	171:00	573.0	1.27	0.3%	1.0%
MST ON CALL SOLEDAD - MV	267	152:00	1,035.0	1.76	0.3%	0.9%
Total	1,507	1050:30	4,647.0	1.4	1.8%	6.4%

Primary - \$2.50 / \$1.25 / \$0.75*

	Ridership	VRHrs	VRMi	Pax/Hr	% Riders	% Hrs
1-ASILOMAR/MONTEREY - MV	1,129	415:03	4,568.8	2.72	1.3%	2.5%
2-Monterey/Pacific Grove	3,171	779:44	8,603.5	4.07	3.7%	4.8%
7-DEL REY OAKS/MONTEREY - MV	94	69:40	1,023.3	1.35	0.1%	0.4%
11-Carmel/Sand City	2,100	315:30	4,565.5	6.66	2.5%	1.9%
16-Marina/The Dunes	1,011	328:00	5,416.4	3.08	1.2%	2.0%
18-Monterey/The Dunes	4,796	1257:36	14,439.7	3.81	5.6%	7.7%
24-MONTEREY/CARMEL VALLEY GRAPEVINE EXPRESS - MV	3,281	959:54	19,090.5	3.42	3.8%	5.9%
41-Northridge/Salinas via East Alisal	20,291	2192:39	22,337.0	9.25	23.8%	13.4%
42-Westridge/East Salinas	526	130:10	1,344.5	4.04	0.6%	0.8%
44-Northridge/Salinas via Westridge	1,563	236:00	3,105.0	6.62	1.8%	1.4%
45-Northridge/Salinas via East Market	1,650	315:00	4,028.5	5.24	1.9%	1.9%
48-Salinas/Salinas Airport Business Center	372	205:31	2,244.9	1.81	0.4%	1.3%
49-Salinas/Santa Rita	4,106	447:57	4,136.9	9.17	4.8%	2.7%
61-SALINAS/VA-DOD CLINIC - MV *	757	325:45	5,327.9	2.32	0.9%	2.0%
91-SAND CITY/PACIFIC MEADOWS - MV *	241	145:00	2,063.8	1.66	0.3%	0.9%
92-CHOMP/PACIFIC MEADOWS VIA CARMEL - MV *	275	94:00	1,075.5	2.93	0.3%	0.6%
93-RYAN RANCH/MONTEREY - MV *	265	120:39	1,969.4	2.20	0.3%	0.7%
94-SAND CITY/CARMEL RANCHO - MV *	757	220:00	3,040.6	3.44	0.9%	1.3%
95-WILLIAMS RANCH/NORTHRIDGE - MV *	652	234:30	2,543.5	2.78	0.8%	1.4%
JAZZ A-Aquarium/Sand City via Hilby	5,160	969:26	9,985.6	5.32	6.0%	5.9%
JAZZ B-Aquarium/Sand City via Broadway	7,128	914:39	10,002.7	7.79	8.3%	5.6%
Total	59,325	10676:43	130,913.6	5.6	69.5%	65.3%

Regional - \$3.50 / \$1.75

	Ridership	VRHrs	VRMi	Pax/Hr	% Riders	% Hrs
20-Monterey/Salinas	12,939	1633:06	32,182.9	7.92	15.2%	10.0%
21-PEBBLE BEACH/SALINAS EXPRESS - MV	189	198:00	4,325.0	0.95	0.2%	1.2%
22-BIG SUR/MONTEREY - MV	280	281:40	6,054.2	0.99	0.3%	1.7%
23-Salinas/King City	5,278	1348:38	40,377.7	3.91	6.2%	8.3%
28-Watsonville/Salinas via Castroville	2,807	355:30	8,866.0	7.90	3.3%	2.2%
29-Watsonville/Salinas via Prunedale	2,682	418:50	7,979.0	6.40	3.1%	2.6%
84-Soledad/Paso Robles	100	254:34	7,240.1	0.39	0.1%	1.6%
Total	24,275	4490:18	107,024.8	5.4	28.4%	27.5%

MOBILITY DEPARTMENT UPDATE – JANUARY 2021

Outreach and Training:

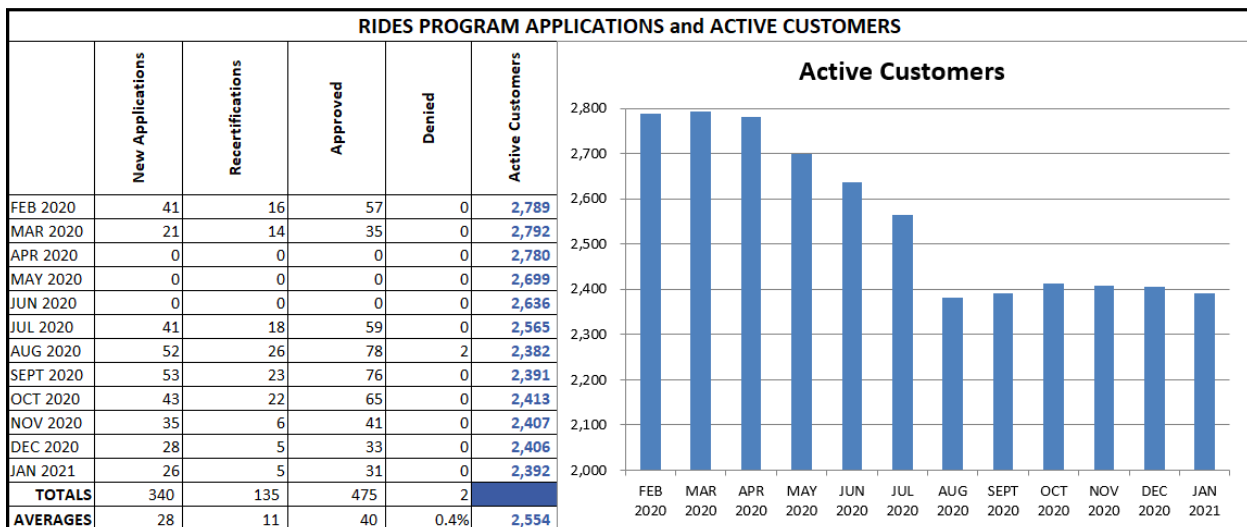
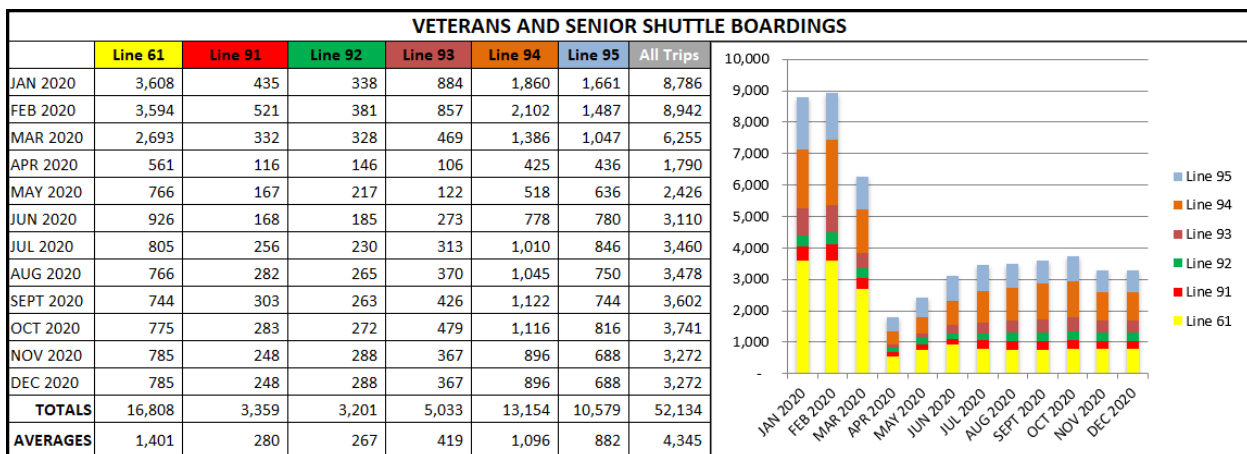
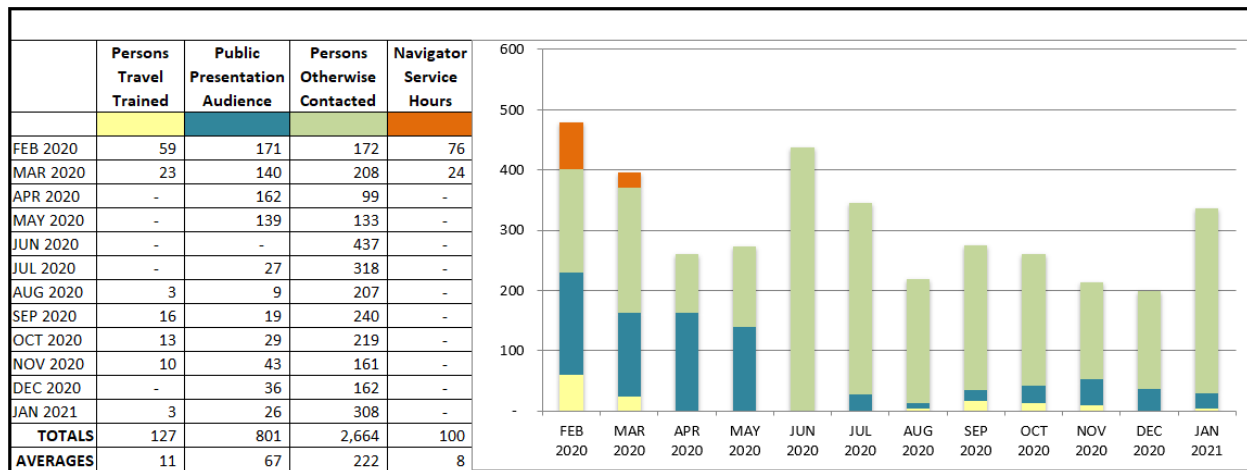
- An MST Mobility Specialist was invited to participate in the Take-Away Lunch Program and Library Cart Event hosted by the Sally Griffin Active Living Center where the Specialist set up an informational table on MST services and mobility programs. The Mobility Specialist followed protocols to help prevent the spread of COVID-19.
- A Mobility Specialist participated in the Veterans Services Collaborative meeting using the ZOOM video conferencing platform, where the Specialist promoted MST services and mobility programs.
- A Mobility Specialist conducted a mobility device training session at the Mobility Services Center training room. The trainee learned how to use his power chair on the bus lift/ramp, navigate his way around the bus farebox and how to safely cross the street. The Mobility Specialist and the trainee followed protocols to help prevent the spread of COVID-19.
- A Mobility Specialist provided MST's Coach Operator annual VTT training class with the history, requirements, and compliance criteria of the Americans with Disabilities Act (ADA) as it applies to MST coach operators.

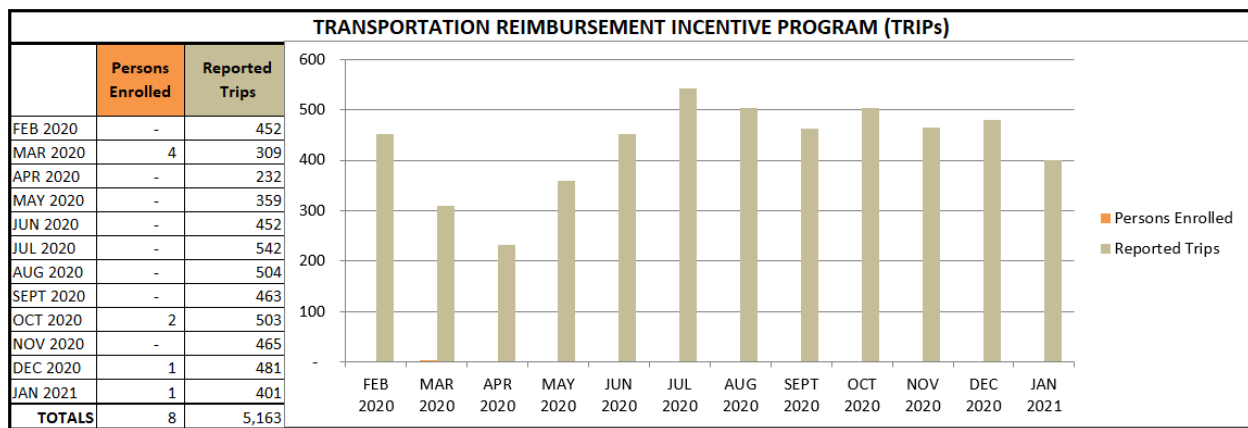
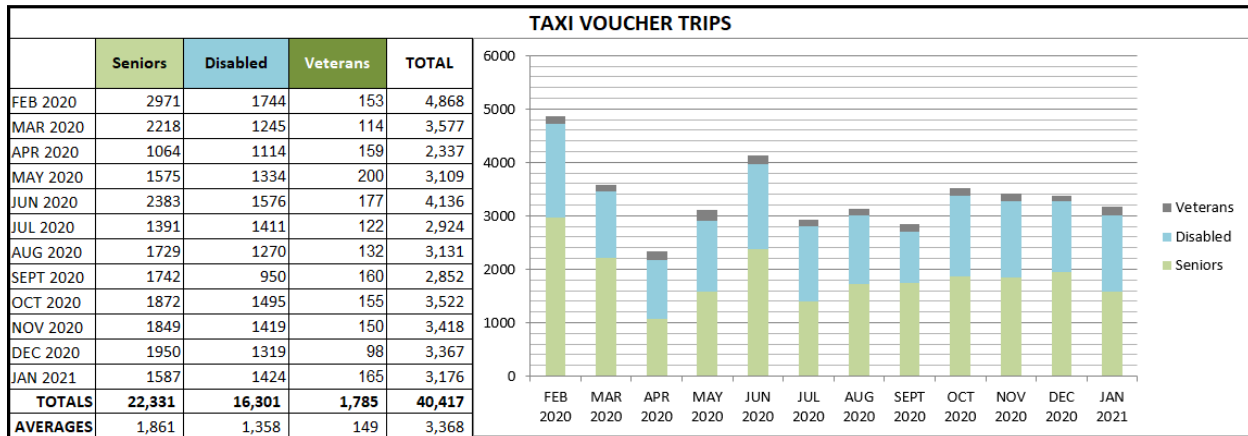
Taxi Voucher Program:

- A Mobility Specialist processed 6,120 voucher requests for the 3rd quarter in January for both the disabled and Salinas senior voucher program.
- The Veterans distribution locations sites issued 245 taxi vouchers in January.
- A Mobility Specialist processed 3,336 redeemed vouchers for taxi provider reimbursement.

Transportation Reimbursement Incentive Program:

- There are currently 62 seniors, 20 persons with disabilities, and 12 Veterans enrolled in the program.





ATTACHMENT 3

February 19, 2021

To: Carl Sedoryk, General Manager/CEO

From: Norman K. Tuitavuki, Chief Operating Officer

Subject: Monthly Maintenance Operations Report: **January 2021**

This report summarizes the performance and major activities of the Maintenance Department as well as fuel and operating expenses during the month.

FY21 Fuel Budget:	Average Fuel Price January 2020:	Average Fuel Price: FY2021
Diesel: \$2.75	\$2.20	\$1.97
Gasoline: \$2.85	\$2.74	\$2.52

Period:	Revenue Fleet: Operating Cost Per Mile:	Revenue Fleet: Miles Between Major Mechanical Road Calls:¹
January: 2021	\$1.08	41,633
YTD: FY 2021	\$1.25	71,744
FY 2020	\$1.05	24,615
FY 2019	\$0.93	30,655

¹ **Minimum:** 7,000 Miles; **Goal:** 15,000 Miles

Department Activities/Comments:

In January 2021, MST traveled more than 40,000 miles between major mechanical failures resulting in a 32% positive increase compared to January 2020. Again, this increase in miles between road calls is expected and can be attributed to the decrease in the overall number of hours and miles MST has traveled in response to the COVID-19 pandemic and MST's frontline maintenance employees' work to diligently repair and maintain MST's fleet.

Staff continues to focus their efforts on meticulously cleaning, disinfecting, repairing, and maintaining all MST vehicles. MST's fuel cost per gallon continues to remain lower than budgeted for both gasoline and diesel fuels for January 2021.

In January, MST awarded a contract to a new Janitorial Service provider. This new provider is expected to deliver improved cleaning and disinfecting services to all of MST's property. I participated in CTA's Zero Emission Bus (ZEB) Task Force Subcommittee meetings focused on issues related to purchasing diesel-powered buses in California. Staff participated in several meetings with our consultant team that is preparing MST's Comprehensive Operational Analysis (COA) which will help shape and guide MST's transit system. Staff also participated in the Central Coast Summit – an annual meeting to discuss public transportation issues, trends, and to share information. Santa Cruz Metro, San Luis Obispo Regional Transit Authority, Santa Maria Area Transit, Santa Barbara Metropolitan Transit District, and San Benito County Express also attended and contributed to the various Breakout Sessions.

Prepared by: Norman K. Tuitavuki
Norman Tuitavuki

Reviewed by: Carl G. Sedoryk
Carl G. Sedoryk

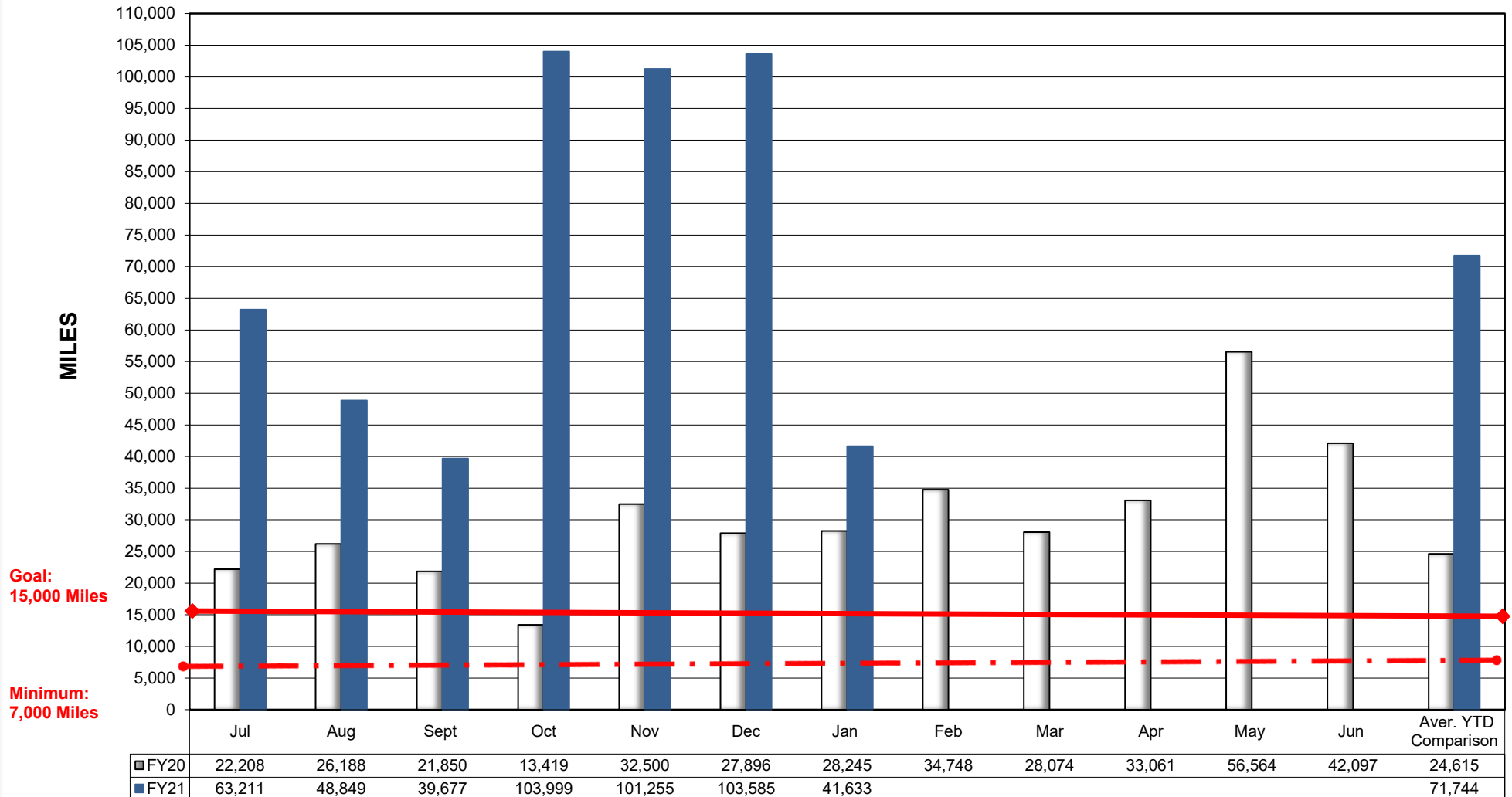
January 2020
MST Operated Fixed Route Fleet Summary Information

Fleet Bus #	New (Yes/ No)	Manufacturer Model/Year	Quantity In Revenue Service	Engine	Fuel Type	Life To Date Miles	Fleet Bus #
1714	No	Gillig 40' Low-floor 2003	1	Detroit DC Series 50 ERG	ULS Diesel	665,494	1714
1715	No	Gillig 40' Low-floor 2005	1	Detroit DC Series 50 ERG	ULS Diesel	733,681	1715
1716	No	Gillig 40' Low-floor 2003	1	Detroit DC Series 50 ERG	ULS Diesel	657,075	1716
1717	No	Gillig 40' Low-floor 2007	1	Detroit DC Series 50 ERG	ULS Diesel	676,583	1717
1718	No	Gillig 40' Low-floor 2008	1	Detroit DC Series 50 ERG	ULS Diesel	686,574	1718
1719	No	Gillig 40' Low-floor 2009	1	Detroit DC Series 50 ERG	ULS Diesel	639,348	1719
1721	No	Gillig 40' Low-floor 2011	1	Detroit DC Series 50 ERG	ULS Diesel	698,566	1721
1722	No	Gillig 40' Low-floor 2012	1	Detroit DC Series 50 ERG	ULS Diesel	664,287	1722
1724	No	Gillig 40' Low-floor 2014	1	Detroit DC Series 50 ERG	ULS Diesel	651,956	1724
1725	No	Gillig 40' Low-floor 2008	1	Cummins ISM 280 HP	ULS Diesel	441,410	1725
1726	No	Gillig 40' Low-floor 2009	1	Cummins ISM 280 HP	ULS Diesel	477,147	1726
1727	No	Gillig 40' Low-floor 2010	1	Cummins ISM 280 HP	ULS Diesel	369,507	1727
1728	No	Gillig 40' Low-floor 2011	1	Cummins ISM 280 HP	ULS Diesel	468,833	1728
1729	No	Gillig 40' Low-floor 2012	1	Cummins ISM 280 HP	ULS Diesel	459,484	1729
1730	No	Gillig 40' Low-Floor 2015	1	Cummins ISM 280 HP	ULS Diesel	292,270	1730
1731	No	Gillig 40' Low-Floor 2015	1	Cummins ISM 280 HP	ULS Diesel	273,136	1731
1732	No	Gillig 40' Low-Floor 2015	1	Cummins ISM 280 HP	ULS Diesel	303,506	1732
1733	No	Gillig 40' Low-Floor 2015	1	Cummins ISM 280 HP	ULS Diesel	343,049	1733
1734	No	Gillig 40' Low-Floor 2018	1	Cummins ISM 280 HP	ULS Diesel	116,562	1734
1735	No	Gillig 40' Low-Floor 2018	1	Cummins ISM 280 HP	ULS Diesel	130,905	1735
1736	No	Gillig 40' Low-Floor 2018	1	Cummins ISM 280 HP	ULS Diesel	124,823	1736
1737	No	Gillig 40' Low-Floor 2018	1	Cummins ISM 280 HP	ULS Diesel	131,652	1737
1738	No	Gillig 40' Low-Floor 2018	1	Cummins ISM 280 HP	ULS Diesel	133,366	1738
1739	No	Gillig 40' Low-Floor 2018	1	Cummins ISM 280 HP	ULS Diesel	142,153	1739
1740	No	Gillig 40' Low-Floor 2018	1	Cummins ISM 280 HP	ULS Diesel	129,541	1740
1741	No	Gillig 40' Low-Floor 2018	1	Cummins ISM 280 HP	ULS Diesel	123,617	1741
1742	No	Gillig 40' Low-Floor 2018	1	Cummins ISM 280 HP	ULS Diesel	131,119	1742
1743	No	Gillig 40' Low-Floor 2018	1	Cummins ISM 280 HP	ULS Diesel	139,900	1743
1744	No	Gillig 40' Low-Floor 2018	1	Cummins ISM 280 HP	ULS Diesel	140,091	1744
1745	No	Gillig 40' Low-Floor 2018	1	Cummins ISM 280 HP	ULS Diesel	135,667	1745
1901	No	2003 Optima Trolley Electric	1	Cummins ISB	Electric	134,169	1901
1907	Yes	2003 Optima Trolley	1	Cummins ISB	ULS Diesel	222,586	1907
1908	Yes	2003 Optima Trolley	1	Cummins ISB	ULS Diesel	178,452	1908
1909	Yes	2019 Home Town Trolley 30 Foot	1	CUMMINS 280HP	ULS Diesel	4,757	1909
1910	Yes	2019 Home Town Trolley 30 Foot	1	CUMMINS 280HP	ULS Diesel	7,533	1910
1911	Yes	2019 Home Town Trolley 30 Foot	1	CUMMINS 280HP	ULS Diesel	4,632	1911
1912	Yes	2019 Home Town Trolley 30 Foot	1	CUMMINS 280HP	ULS Diesel	6,540	1912
1913	Yes	2019 Home Town Trolley 30 Foot	1	CUMMINS 280HP	ULS Diesel	8,403	1913
2001	No	Gillig 35' Low-floor 2007	1	Cummins ISM 280 HP	ULS Diesel	450,556	2001
2002	No	Gillig 35' Low-floor 2007	1	Cummins ISM 280 HP	ULS Diesel	465,098	2002
2003	No	Gillig 35' Low-floor 2007	1	Cummins ISM 280 HP	ULS Diesel	535,956	2003
2004	No	Gillig 35' Low-floor 2007	1	Cummins ISM 280 HP	ULS Diesel	569,758	2004
2006	No	Gillig 35' Low-floor 2007	1	Cummins ISM 280 HP	ULS Diesel	584,565	2006
2007	No	Gillig 35' Low-floor 2007	1	Cummins ISM 280 HP	ULS Diesel	561,528	2007
2008	No	Gillig 35' Low-floor 2007	1	Cummins ISM 280 HP	ULS Diesel	572,190	2008
2009	No	Gillig 35' Low-floor 2007	1	Cummins ISM 280 HP	ULS Diesel	573,774	2009
2011	No	Gillig 35' Low-floor 2015	1	Cummins ISL 281	ULS Diesel	266,024	2011
2012	No	Gillig 35' Low-floor 2015	1	Cummins ISL 282	ULS Diesel	263,836	2012
2013	No	Gillig 35' Low-floor 2015	1	Cummins ISL 283	ULS Diesel	238,582	2013
2014	No	Gillig 35' Low-floor 2015	1	Cummins ISL 284	ULS Diesel	262,945	2014
2015	No	Gillig 35' Low-floor 2015	1	Cummins ISL 285	ULS Diesel	239,705	2015
2016	No	Gillig 35' Low-floor 2015	1	Cummins ISL 286	ULS Diesel	226,927	2016
2017	No	Gillig 35' Low-floor 2015	1	Cummins ISL 287	ULS Diesel	249,585	2017
2018	No	Gillig 35' Low-floor 2015	1	Cummins ISL 288	ULS Diesel	244,694	2018
2019	No	Gillig 35' Low-floor 2015	1	Cummins ISL 289	ULS Diesel	253,733	2019
2020	No	Gillig 35' Low-floor 2015	1	Cummins ISL 290	ULS Diesel	230,850	2020
2021	No	Gillig 35' Low-floor 2015	1	Cummins ISL 291	ULS Diesel	227,026	2021
2022	No	Gillig 35' Low-Floor 2018	1	Cummins ISM 280 HP	ULS Diesel	111,937	2022
2023	No	Gillig 35' Low-Floor 2018	1	Cummins ISM 280 HP	ULS Diesel	135,047	2023
2024	No	Gillig 35' Low-Floor 2018	1	Cummins ISM 280 HP	ULS Diesel	111,994	2024
2025	No	Gillig 35' Low-Floor 2018	1	Cummins ISM 280 HP	ULS Diesel	95,438	2025
2026	No	Gillig 35' Low-Floor 2018	1	Cummins ISM 280 HP	ULS Diesel	120,373	2026
2027	No	Gillig 35' Low-Floor 2018	1	Cummins ISM 280 HP	ULS Diesel	91,462	2027
2028	No	Gillig 35' Low-Floor 2018	1	Cummins ISM 280 HP	ULS Diesel	107,538	2028
2029	No	Gillig 35' Low-Floor 2018	1	Cummins ISM 280 HP	ULS Diesel	116,308	2029
2030	No	Gillig 35' Low-Floor 2018	1	Cummins ISM 280 HP	ULS Diesel	100,400	2030
2101	No	Gillig 40' Low-Floor 2013	1	Cummins ISL 280	ULS Diesel	426,897	2101
2102	No	Gillig 40' Low-Floor 2015	1	Cummins ISL 280	ULS Diesel	444,598	2102
2103	No	Gillig 40' Low-Floor 2015	1	Cummins ISL 280	ULS Diesel	433,071	2103
2104	No	Gillig 40' Low-Floor 2015	1	Cummins ISL 280	ULS Diesel	437,884	2104
2105	No	Gillig 40' Suburban 2018	1	Cummins ISM 280 HP	ULS Diesel	218,253	2105
2106	No	Gillig 40' Suburban 2018	1	Cummins ISM 280 HP	ULS Diesel	204,613	2106
2107	No	Gillig 40' Suburban 2018	1	Cummins ISM 280 HP	ULS Diesel	205,666	2107

January 2020
MST Operated Fixed Route Fleet Summary Information

Fleet Bus #	New (Yes/ No)	Manufacturer Model/Year	Quantity In Revenue Service	Engine	Fuel Type	Life To Date Miles	Fleet Bus #
2108	No	Gillig 40' Suburban 2018	1	Cummins ISM 280 HP	ULS Diesel	160,530	2108
2109	No	Gillig 40' Suburban 2018	1	Cummins ISM 280 HP	ULS Diesel	159,092	2109
2110	No	Gillig 40' Suburban 2018	1	Cummins ISM 280 HP	ULS Diesel	28,954	2110
2200	No	BYD ELECTRIC 2018	1	K7M	Electric	31,869	2200
2201	No	BYD ELECTRIC 2018	1	K7M	Electric	27,351	2201
4501	No	MCI D4500 45' 2009	1	Cummins ISM 480 HP	ULS Diesel	695,036	4501
4502	No	MCI D4500 45' 2010	1	Cummins ISM 480 HP	ULS Diesel	739,742	4502
4503	No	MCI D4500 45' 2010	1	Cummins ISM 480 HP	ULS Diesel	831,770	4503
4504	No	MCI D4500 45' 2012	1	Cummins ISM 480 HP	ULS Diesel	655,679	4504
4505	No	MCI D4500 45' 2015	1	Cummins ISX 385 HP	ULS Diesel	509,351	4505
4506	No	MCI D4500 45' 2015	1	Cummins ISX 385 HP	ULS Diesel	496,884	4506
Total Revenue Vehicles-Active Fleet:							84
Contingency Fleet	1122	Gillig Phantom 2003 35'	1	Detroit DC Series ERG	ULS Diesel	525,335	1122
Contingency Fleet	1126	Gillig Phantom 2003 35'	1	Detroit DC Series ERG	ULS Diesel	563,644	1126
Contingency Fleet	1706	Gillig Low-floor 2002 40'	1	Cummins ISM 280 HP	ULS Diesel	625,525	1706
Contingency Fleet	1708	Gillig Low-floor 2002 40'	1	Cummins ISM 280 HP	ULS Diesel	628,429	1708
Contingency Fleet	1709	Gillig Low-floor 2002 40'	1	Cummins ISM 280 HP	ULS Diesel	618,815	1709
Contingency Fleet	1720	Gillig 40' Low-floor 2010	1	Detroit DC Series 50 ERG	ULS Diesel	627,042	1720
Contingency Fleet	1723	Gillig 40' Low-floor 2013	1	Detroit DC Series 50 ERG	ULS Diesel	618,640	1723
Contingency Fleet	1801	Gillig 40' Suburban 2002	1	Cummins ISM 280 HP	ULS Diesel	971,552	1801
Contingency Fleet	1803	Gillig 40' Suburban 2002	1	Cummins ISM 280 HP	ULS Diesel	1,061,728	1803
Contingency Fleet	1807	Gillig 40' Suburban 2003	1	Detroit DC Series 50 ERG	ULS Diesel	960,030	1807
Contingency Fleet	2005	Gillig 35' Low-floor 2007	1	Cummins ISM 280 HP	ULS Diesel	545,003	2005
Contingency Fleet	2010	Gillig 35' Low-floor 2007	1	Cummins ISM 280 HP	ULS Diesel	514,259	2010
Total Contingency Fleet			12				
Total Fleet			96				
	Revenue Fleet	Non-Revenue Fleet			Current Inventory Value: 01/31/21		
Miles:	208,166	35,440		Fuel, Coolant & Lubricants:	103,767		
Gallons:	38,550	1,926		Parts & Supplies:	252,075		
Average Miles Per Gallon:	5.4	18.4		Total Value:	355,842		

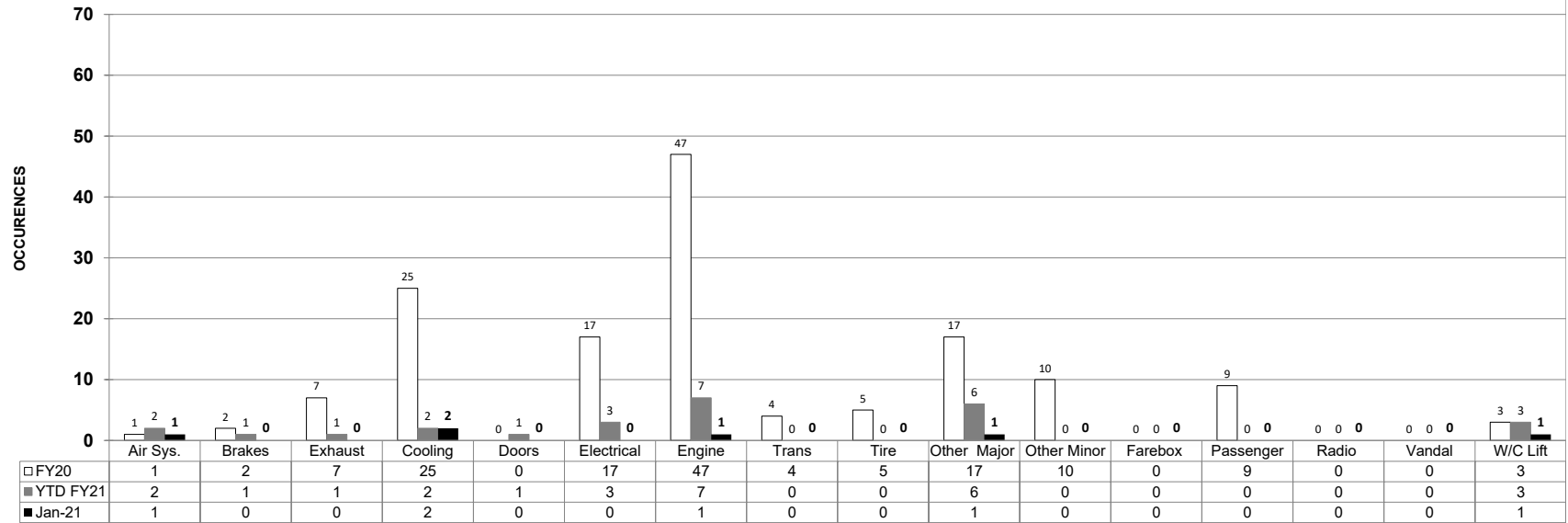
Miles Between Major Mechanical Roadcalls
FY20 vs. FY21 YTD
Year to Date Comparison



All ROAD CALLS - BY CATEGORY

FY 2020 & FY 2021

CUMULATIVE YEAR-TO-DATE

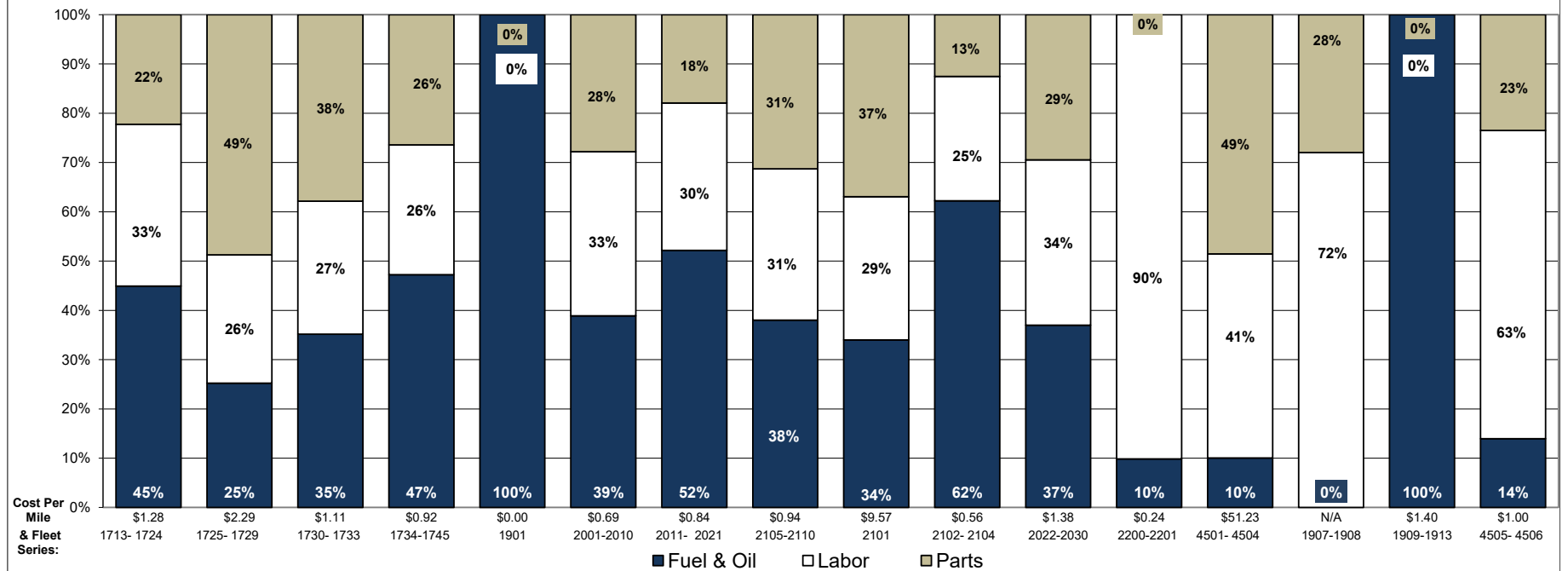


* "Other Major" and "Other Minor" categories includes major or minor mechanical failures not listed on this chart

Month	Total PMs	% On-Time
Feb-20	107	96%
Mar-20	93	99%
April-20	69	99%
May-20	63	100%
June-20	55	100%
July-20	64	100%
Aug-20	60	100%
Sep-20	76	100%
Oct-20	75	100%
Nov-20	67	100%
Dec-20	72	100%
Jan-21	70	100%

Revenue Fleet: Cost Per Mile

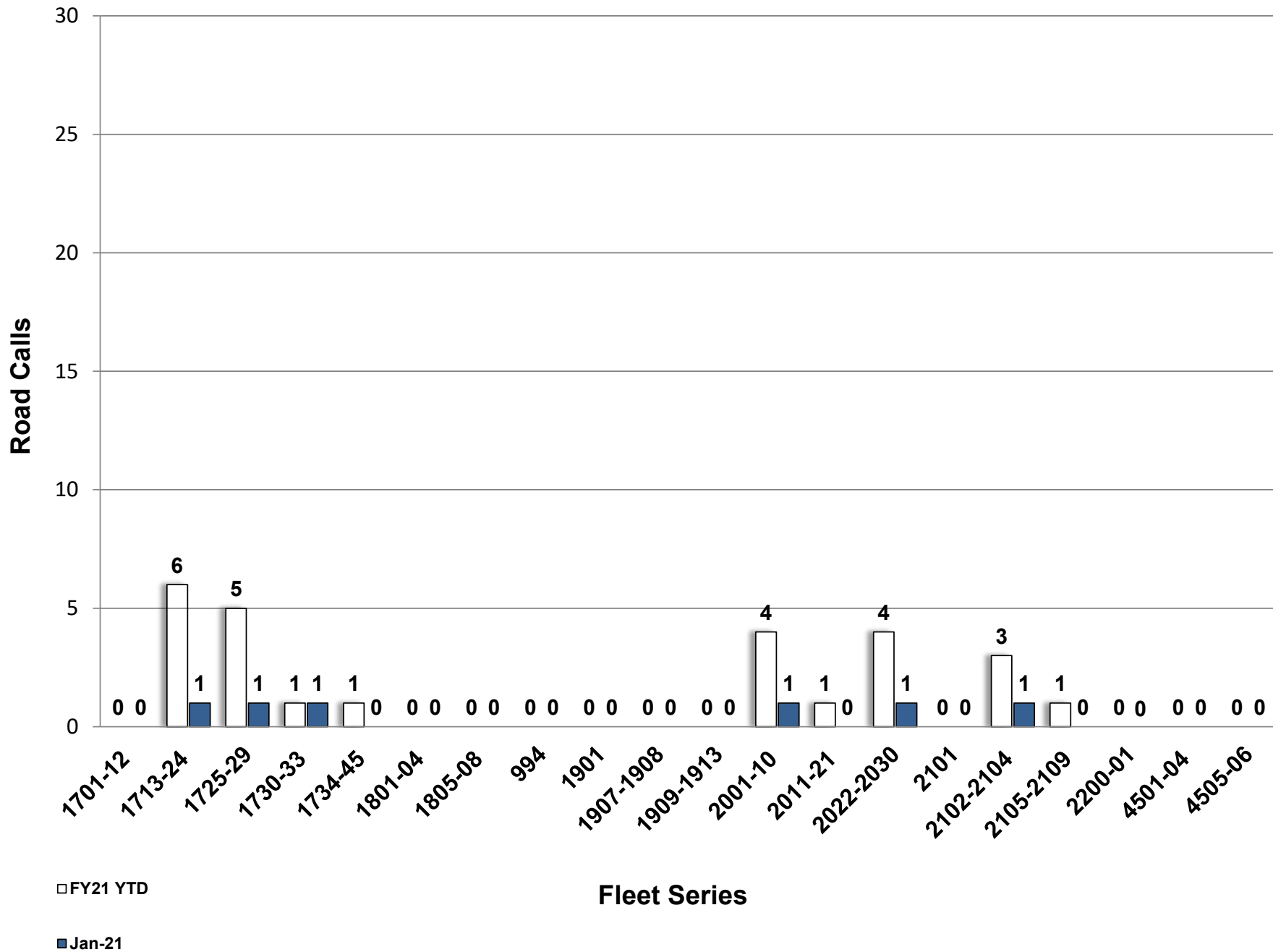
January 2021



January 2021: ALL ROAD CALLS BY BUS SERIES

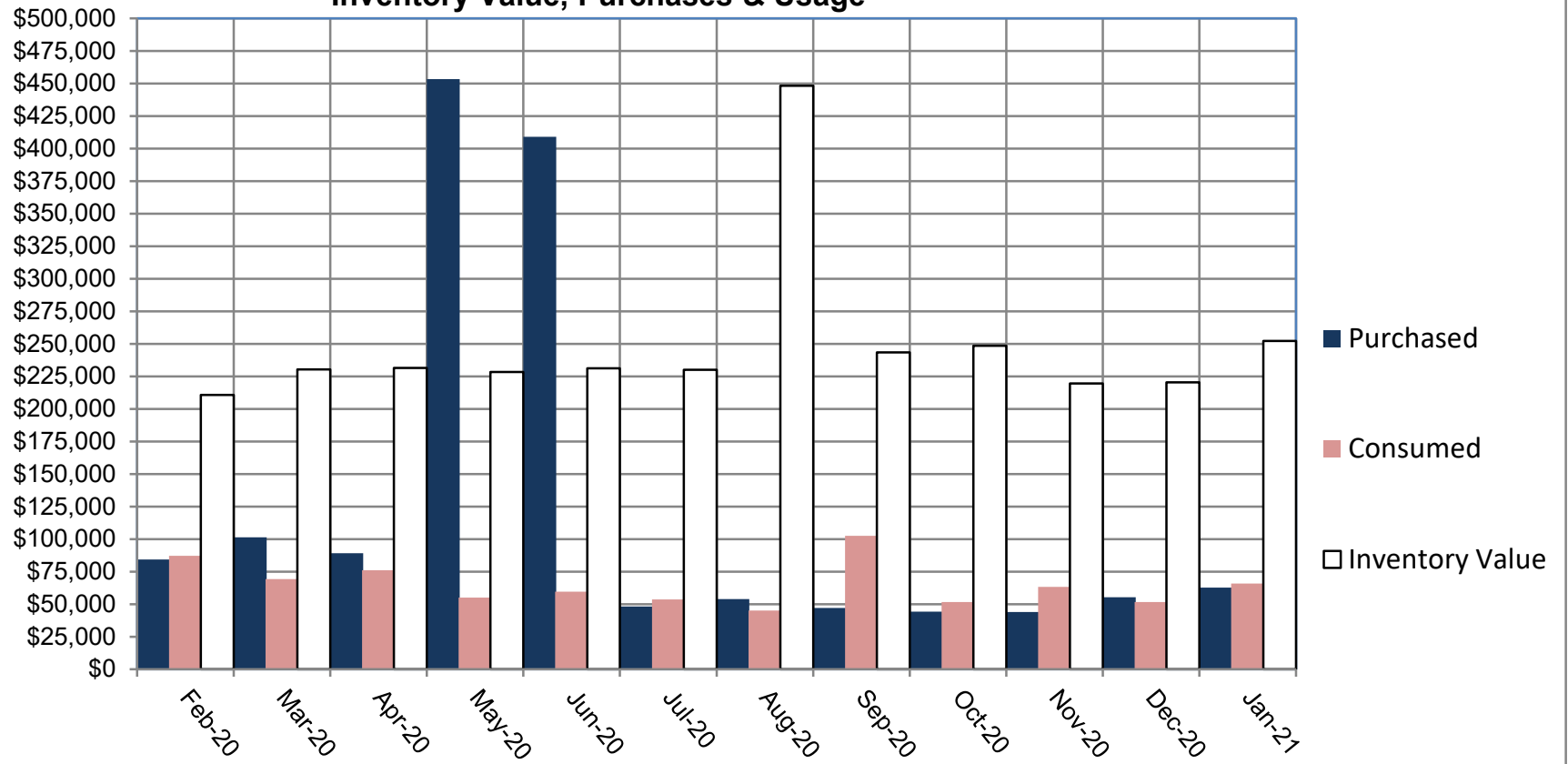
Major Mechanical 5: Other/Minor Mechanical 1

Total Miles 208,166

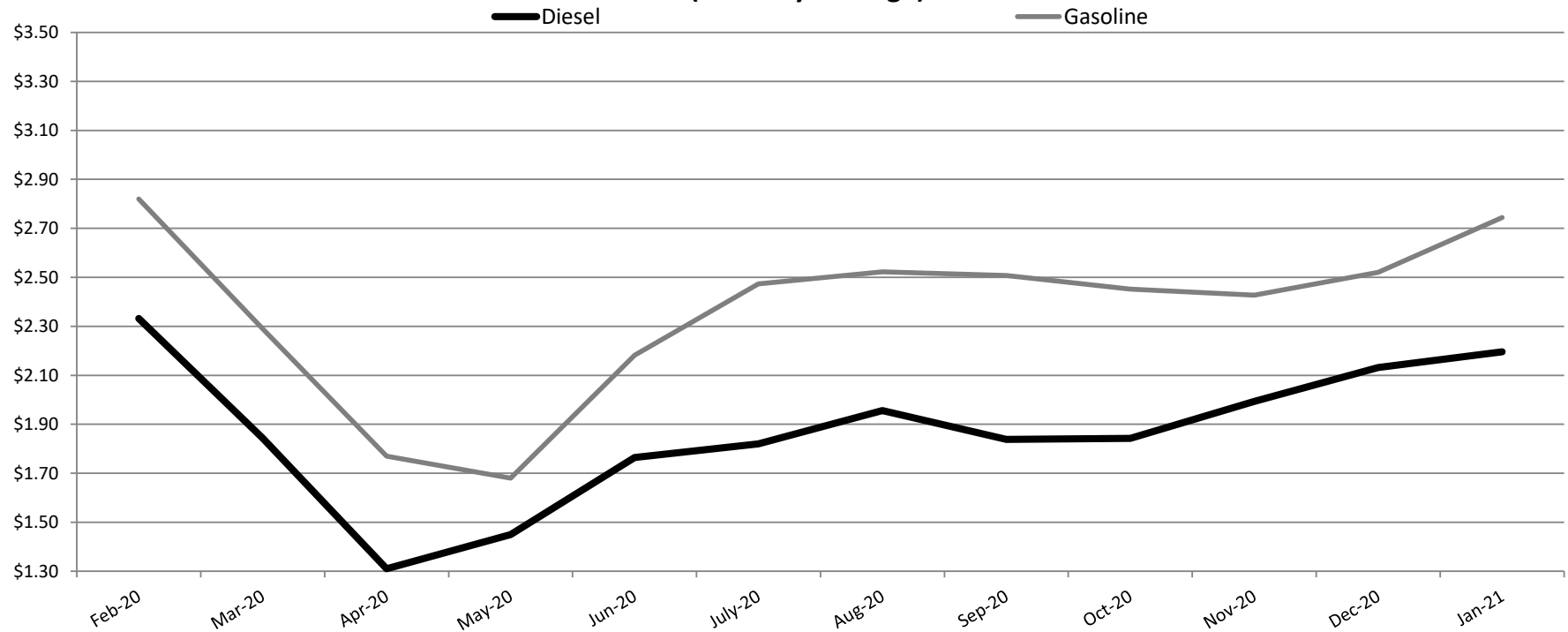


FY 2021 - Fleet Support

Inventory Value, Purchases & Usage



12 Month Rolling Fuel Cost (Monthly Average)

**12 Month Average:**

Diesel: \$2.34

Gasoline: \$2.66

FY19 Average:

Diesel: \$2.67

Gasoline: \$2.92

FY19 Fuel Budget

Diesel: \$2.32

Gasoline: \$2.63

ATTACHMENT 4

Date: February 23, 2021

To: C. Sedoryk, General Manager/CEO

From: Lisa Rheinheimer, Assistant General Manager; Michelle Overmeyer, Director of Planning & Innovation, Andrea Williams, General Accounting & Budget Manager; Mark Eccles, Director of Information Technology; Kelly Halcon, Director of Human Resources/Risk Management; Ikuyo Yoneda Lopez, Marketing and Customer Service Manager; Sonia Wills, Customer Service Supervisor.

Subject: **Administration Department Monthly Report – January 2021**

The following significant events occurred in Administration work groups for the month of January 2021:

Human Resources

A total employment level for January 2021 is summarized as follows:

Positions	Budget FY20	Actual	Difference
Coach Operators F/T	131	122	-9
Coach Operators Limited Duty	0	0	0
CO Occupational Injuries	1	0	-1
Operations Staff	37	32	-5
Maintenance & Facilities	53	48	-5
Administrative (Interns 1 PT)	30	27	-3
Total	252	229	-23

*Total budget numbers do not include the C/O on Long Term Leave as those numbers are already reflected in the Coach Operators/Trainees number.

<i>December Worker's Compensation Costs</i>	
<i>Indemnity (paid to employees)</i>	\$16,307.66
<i>Other (includes Legal)</i>	\$9,229.70
<i>Medical includes Case Mgmt, UR, Rx & PT</i>	\$24,097.71
<i>TPA Administration Fee</i>	\$5,708.33
<i>Excess Insurance</i>	\$6,583.17
<i>Total Expenses</i>	<i>\$61,926.17</i>
<i>Reserves</i>	<i>\$881,188.00</i>
<i>Excess Reserved</i>	<i>(0)</i>
<i># Ending Open Claims</i>	<i>37</i>

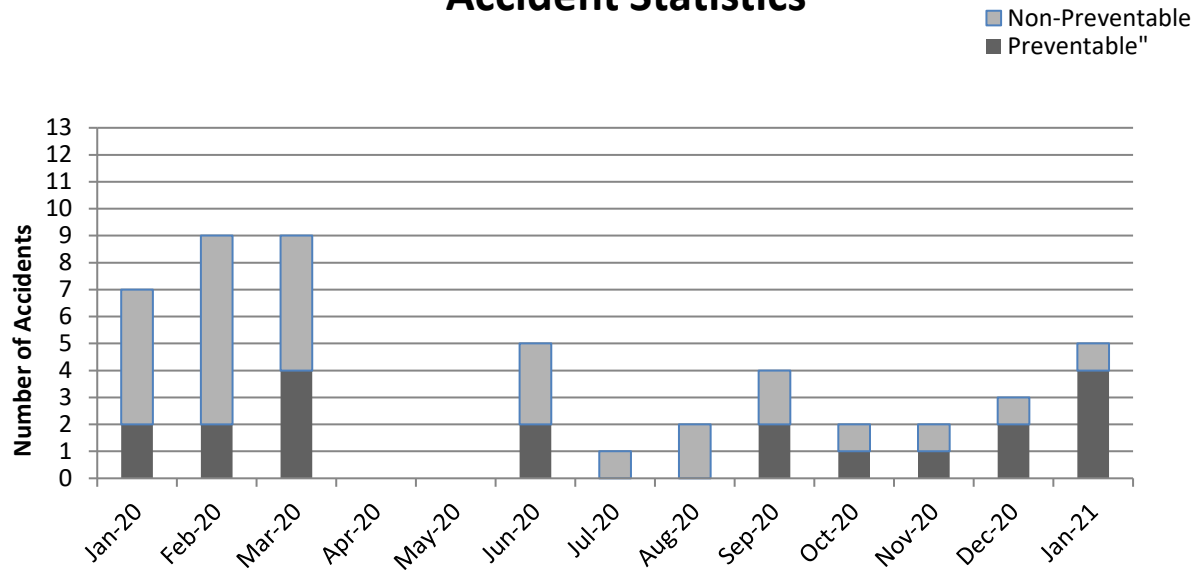
Training

Description	Attendees
Annual Coach Operator Verification of Transit Training	8
Post-Accident/Incident Re-training	0
In-Service Training: PPE KIT to prevent COVID-19	1
Human Trafficking: Modern Day Slavery Training	1
Return to Work refresher training	0
American Substance Abuse Professionals: A Supervisor's guide to substance abuse awareness and reasonable suspicion 2020	14
FEMA: ICS-200 Training	1
In-Service Training: Salinas Street at W. Alisal Successful Right-Hand Turn	7
FEMA: ICS-100 Training	1
In-Service Training- GIRO Self Service Bid Web	1
Maintenance Safety Training: PPE, EAP, LOTO, Road Call Response, Winter Sweeps [benches, carts, and tool box tops]	16
Alliant: Road to Recovery: Vaccine Authorization, Now What?	1
In-Service Training: Drive Safely at all times & Accident Prevention-targeting left turns specifically	1
Johns Hopkins University: COVID-19 Contact Tracing	2

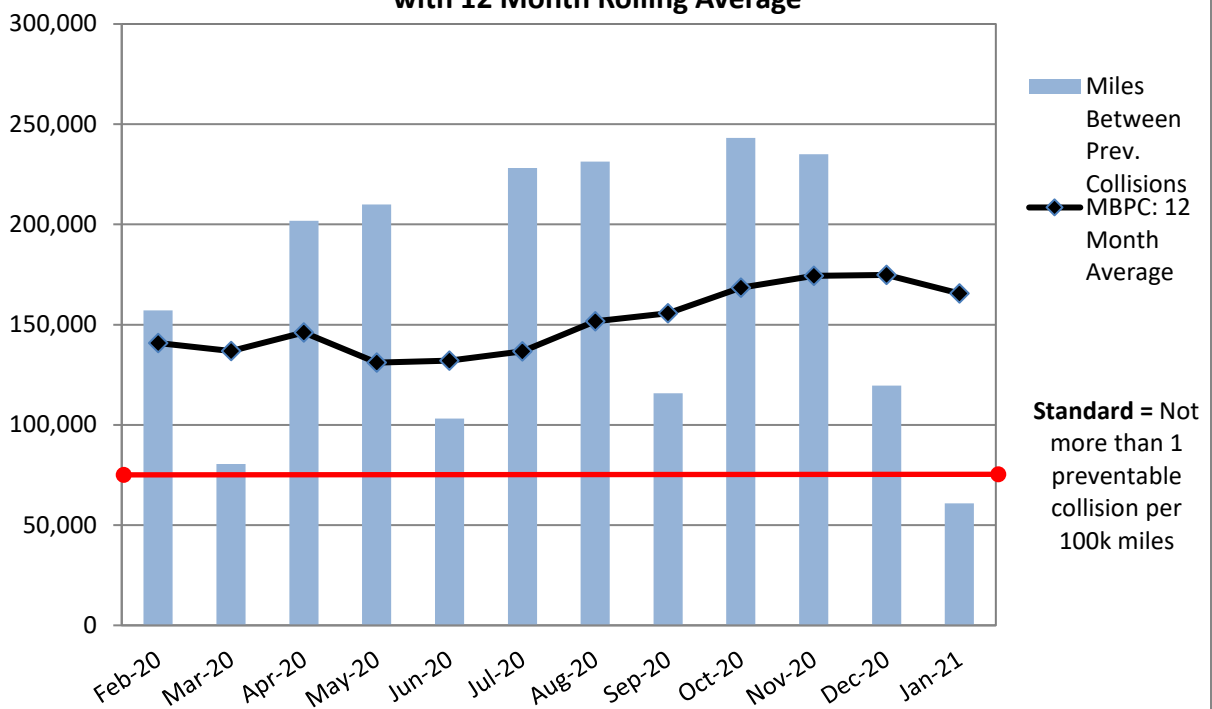
Risk Management

Description	January 2021 Preventable		January 2020 Preventable	
	Yes	No	Yes	No
POV Vehicle hits MST Vehicle	0	1	0	0
MST Preventable Accidents	4	0	2	5
TOTAL	4	1	2	5

Accident Statistics



Monthly Miles Between Preventable Collisions (MBPC) with 12 Month Rolling Average



Customer Service Update

Service Report Type	MST	Other Provider*	# of valid reports	% of reports received**	January 2020	% of reports received**
ADA Compliance	1	0		5.0%	0	0.0%
Agency Policy	0	0		0.0%	0	0.0%
Bus Stop Amenities	1	0		5.0%	3	3.4%
Carried By	0	0		0.0%	0	0.0%
Discriminatory behavior by employee	0	0		0.0%	0	0.0%
Early Departure	0	0		0.0%	1	1.1%
Employee Other	1	1	1/1*	10.0%	2	2.3%
Facilities Vandalism	0	0		0.0%	0	0.0%
Fare / Transfer Dispute	0	1	1*	5.0%	5	5.7%
Full Bus / Left Behind	0	0		0.0%	0	0.0%
Harassment by Employee	0	0		0.0%	2	2.3%
Improper Driving	3	2	1	25.0%	16	18.4%
Improper Employee Conduct	4	0	2	20.0%	12	13.8%
Inaccurate Public Information	0	0		0.0%	0	0.0%
Late Arrival	0	1	1*	5.0%	4	4.6%
Late Departure	0	0		0.0%	0	0.0%
No Show	0	0		0.0%	8	9.2%
Off Route	0	0		0.0%	0	0.0%
Overcrowding	0	0		0.0%	0	0.0%
Passed By	0	0		0.0%	6	6.9%
Passenger Conduct	0	0		0.0%	1	1.1%
Passenger Injury	0	0		0.0%	0	0.0%
Reasonable Modification	0	0		0.0%	0	0.0%
Request To Add Service	0	1		5.0%	6	6.9%
Request To Reduce Service	0	0		0.0%	0	0.0%
Routing	0	0		0.0%	1	1.1%
Service Animal	0	0		0.0%	0	0.0%
Service Other	3	0	1	15.0%	14	16.1%
Service Schedule	0	0		0.0%	3	3.4%
Taxi	0	1	1*	5.0%	0	0.0%
Title VI Complaint	0	0		0.0%	0	0.0%
Unsafe Conditions	0	0		0.0%	1	1.1%
Vehicle Maintenance	0	0		0.0%	2	2.3%
Sub total reports	13	7				
<hr/>						
Grand Total MST and *Other Provider		20		100.0%	87	100.0%
Employee Compliment	2	1			2	
Service Compliment						

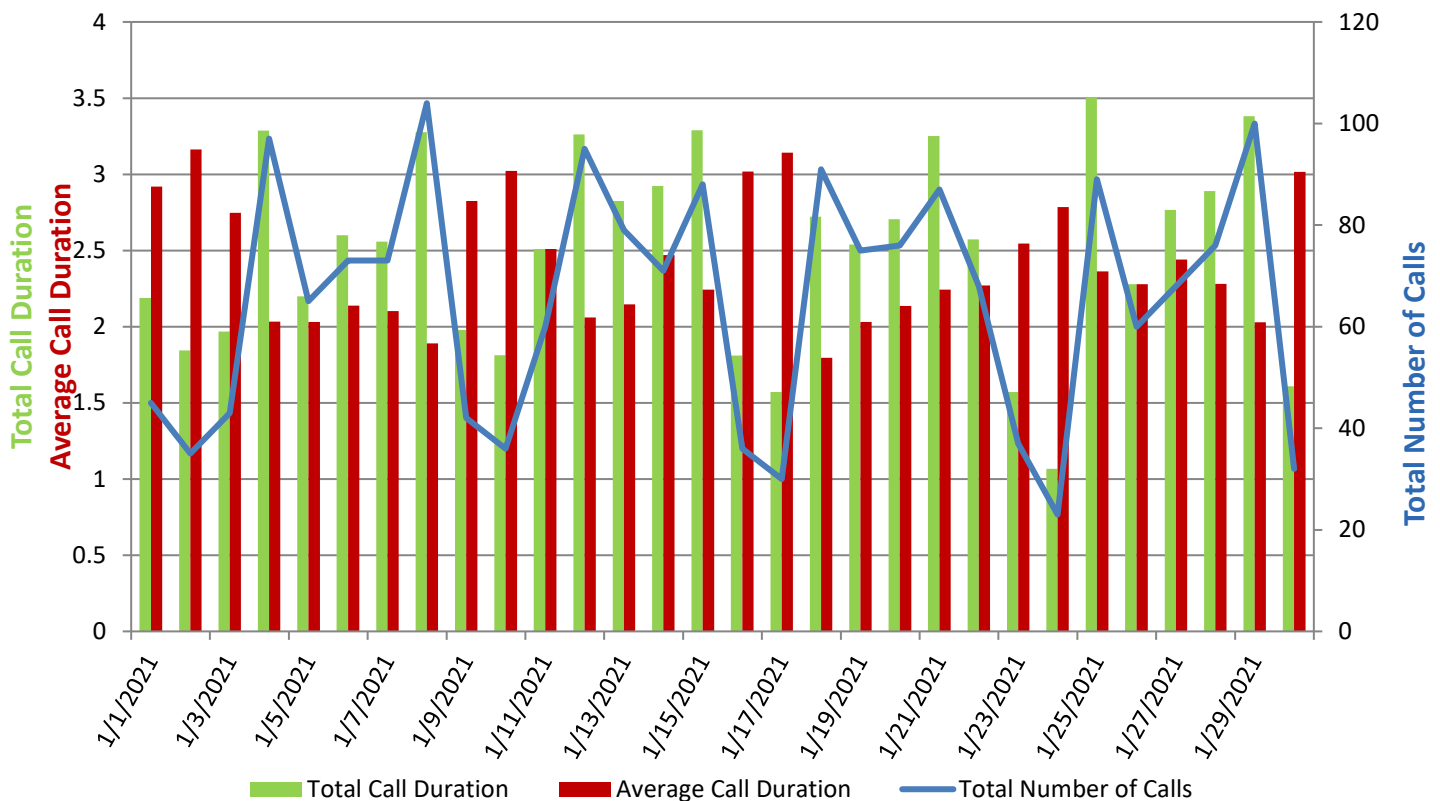
*Operated by MV Transportation or taxi provider

**Numbers may not add up exactly due to rounding

Customer Service Call Center Report:

During the month of January 2021, MST received a total of 1,998 calls which lasted a total of 76 hours and 19 minutes. The average call duration was two minutes and eighteen seconds (2:18). MST received the greatest number of calls on Friday, January 8, at 104. Of the total number of calls, 303 (15%) were routed to RealTime bus arrival information. Call volume was heaviest during the weekdays and lightest during the weekends, although average call duration spikes on the weekends due to the fact that there are no customer service representatives on duty. Rather, customers are attempting to get information from MST's pre-recorded automated system, which appears to take more time.

Customer Service Call Center Report January 2021



Finance Update

General Accounting/Accounts Payable

During the month of January, staff processed timely and accurate payments to vendors, recorded appropriate revenues, and prepared monthly financial reporting and analysis. During the month of January, staff prepared and distributed the IRS-required W-2s and 1099 forms as well as compiled and submitted the California State Controllers 2019-20 Transit Operators Financial Transactions Report. Additionally, staff is continuing to track all COVID-19 related expenses necessary to claim expense reimbursements from FEMA, CARES, and Tax Credits in the next coming months.

Payroll

Payroll created multiple new federal and state tax tables to conform with changes in tax rates effective January 1, 2021. A reconciliation of all quarterly returns filed for 2020 was completed to close the year and to generate W-2s for all active and terminated employees by the January 31, 2021 deadline. Routine changes and adjustments to payroll records were maintained along with filing of all federal, state, and retirement reports and payments on a timely basis.

Grants

During the month of January, staff provided support in responding to the constantly changing COVID-19 pandemic. Staff coordinated with FEMA regarding applications submitted for expenses incurred related to the COVID-19 pandemic. Staff followed up on and responded to pending applications for reimbursement under the 5307 CARES Act, 5311 CARES Act, LCTOP and FEMA grant programs. In addition to attending several webinars for future grant opportunities, staff also participated in webinars regarding the COVID-19 pandemic response, the California Cap and Trade Program's Low Carbon Fuel Standard Program, FTA's Capital Investments Grant program, FEMA grant funding processes, and the CRRSAA grant program. Staff also participated in several meetings regarding current and future projects including bus procurements, SURF! Busway and BRT, South County Operations and Maintenance Facility, and the Comprehensive Operational Analysis project. Update meetings with internal staff were ongoing to address status changes to various active or pending grants and requests for reimbursements. Staff also participated in FTA and Caltrans run workshops related to the CRRSAA Act and other FTA guidance and listening sessions related to the COVID-19 pandemic.

Purchasing

During the month of January, staff worked on several procurement activities. The first is managing internal transactions for ordering and receiving goods and services, and handling procurement data. Staff worked to improve the efficiency of transaction-flow and reporting and assist Project Managers with support for vendor engagement and contracting processes. Staff also worked on large procurements, including an RFP for Universal Mobile Ticketing and an RFP for Capital Investment Grant Consultant. Staff is currently reviewing the MST Procurement Manual for updates and revisions, and meeting with counsel to develop a procurement training program for staff.

Information Technology Update

Due to the COVID-19 pandemic emergency, staff continued to offer support for remote computer access for administrative employees to continue working from home. This support was for video conference meetings and laptop configuration, if required.

Staff worked with Operations and Maintenance Department personnel in monitoring and configuration of the (ITS) equipment installed on the vehicles and in the MST Communication Centers. Staff monitored and configured the software for the Trapeze Automatic Vehicle Location (AVL) systems on the fixed-route and Paratransit fleets. Staff monitored and configured the fixed-route real-time bus arrival/departure system.

Staff monitored and configured the Trapeze Enterprise Asset Management (EAM) vehicle maintenance system. Staff have delayed the upcoming implementation of the Facilities module, due to the COVID-19 pandemic. Staff continued to support the users of the Serenic Navision accounting/payroll system. Staff monitored and configured the functionality of the customer service database. Staff retrieved the RealTime data text and IVR data for the Customer Service monthly report. Staff ensured that the WiFi systems installed on 15 buses used on the commuter routes were working as designed. Staff monitored and configured the Giro Hastus run cutting/planning system.

Staff worked on the Contactless Fare Pilot program. Staff monitored the AT&T-managed Voice-Over-Internet Protocol (VOIP) telephone system.

Staff continued to support other MST staff members as needed, proactively ensuring that all were supported fully with their IT requirements. Staff received over 120 IT support-related emails and telephone calls that were responded to in a timely manner.

Marketing Update

MST RealTime Usage:

2020	Text	RealTime Phone	CSR Phone	App Sessions	App Users
January	8,297	1,080	4,220	396,890	11,326
February	8,614	1,199	3,974	393,590	10,542
March	5,033	849	3,593	214,912	7,368
April	1,731	363	2,327	34,426	1,622
May	2,067	462	2,320	42,906	1,524
June	2,671	627	2,905	53,533	1,806
July	2,505	715	3,111	60,189	1,765
August	1,944	631	2,670	55,239	1,673
September	2,020	446	2,477	53,881	1,653
October	2,031	413	2,380	54,396	1,601
November	1,752	397	1,206*	51,661	1,531

December	1,758	330	2,087	45,999	1,378
2021					
January	1,565	303	1,998	40,466	1,345

**For the period between November 16-27, AT&T encountered technical difficulties, and no calls were reported. If the issue can be resolved, data for this period will be updated in a future report.*

Published news stories include the following: “End of year message from MST CEO/General Manager” (PageTurnPro.com, 1/12/21), “Transportation Agency for Monterey County celebrates train station improvements” (Monterey County Business Council, 1/22/21), “Transportation” (Chamber Connection, 1/26/21), “Did Governor Newsom forget about transit workers in vaccine rollout?” (Streetsblogcal.org, 1/26/21).

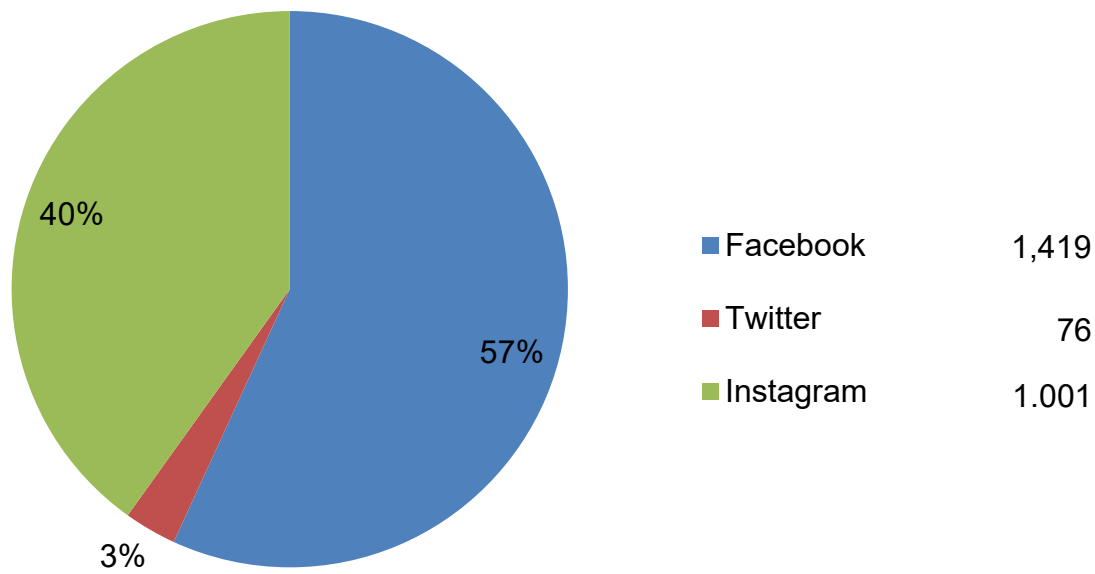
Press releases sent include: “MST Bus Service on Martin Luther King, Jr. Day” (1/11/21), “MST Chief Operating Officer Retires, Replaced by Deputy Chief Operating Officer” (1/15/21), “Transportation Agencies Seek Public Input on the SURF! Busway and Bus Rapid Transit Project” (1/27/21), “Monterey-Salinas Transit (MST) Service Changes Go into Effect Saturday, February 6th” (1/26/21).

Projects: Continue to share information and coordinate sales of Low Carbon Transportation Operations Program (LCTOP) School Pass Program bus passes to school districts within Monterey County; manage creation of MST branded customer facing marketing items and customer service training materials related to Visa Tap to Pay contactless fare demonstration project; continue creative development efforts for SURF! Busway and Bus Rapid Transit Project marketing materials, as well as support for Outreach Campaign strategies; engaged in Comprehensive Operational Analysis Outreach Campaign strategies; continue to participate in COVID-19 Recovery Team meetings; ongoing management of communication and education related to COVID-19 and safety, as well as general transit updates to community; continue to coordinate and support efforts to inform the community regarding services and resources available through MST Mobility Services.

Collaborative/Meeting/Committees: Collaborated and supported creation of Mobility Department training and outreach videos for Mobility Department YOUTUBE channel, continue to attend meetings via Zoom related to: LCTOP School Pass Program, Contactless Fare Payment Demonstration Project (including related CAL ITP meetings), Greenfield Unified School District Community Collaborative, Active Referral Network (ARN), as well as monthly MST Employee Townhall meetings.

Social Media Performance:

Social Fans



Overview by Social Media Platform:

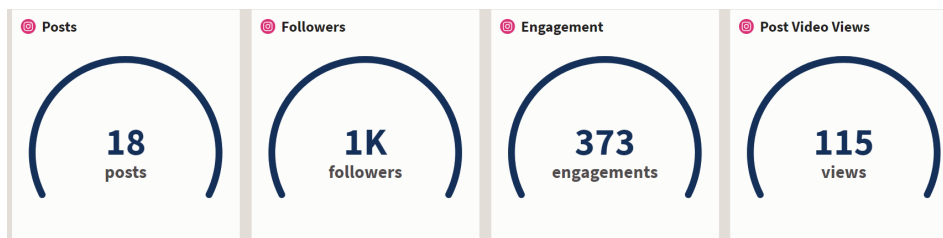
New! Twitter



Facebook



Instagram



Notes: On Twitter, "following" someone means that you will see their tweets (Twitter updates) in your personal timeline. Twitter lets you see who you follow and also who is following you. Followers are people who receive other people's Twitter updates.

A Facebook "fan" is a user who likes a particular Facebook page. Users who "like" a page are able to receive updates from that page's administrator through status updates, posted content, and event invitations. A list of pages a fan has liked will appear on his or her profile page.

"Engagement" is the sum of likes and comments received by all posts.

"Traffic" is the total number of clicks on all the links posted.

Planning Update

During the month of January staff efforts continued to be focused on the COVID-19 pandemic. Planning developed schedules for the upcoming February 6, 2021 service change.

NTD certification for automatic passenger counters (APCs) on fixed route cutaway buses has been reinvigorated with a strategy for conducting necessary steps to adjust APC sensors and achieve certification before the end of FY2020-21. Planning and Operations staff met with the APC vendor to strategize the steps necessary and work has been authorized to make the necessary adjustments to the APCs.

MST has procured the latest ArcGIS software from the Environmental Systems Research Institute (ESRI). IT and Planning worked together to ensure that a new GIS program could access the existing data in MST's repository, and work has begun to update the data for future geospatial analysis in the Planning Department.

Work continued on the proposed SURF! Busway and Bus Rapid Transit Project. Staff met weekly with the consultant team. Meetings also took place with staff at FTA Region IX regarding the environmental analysis.

Throughout the month, staff continued participating in meetings with various local agencies, including the Transportation Agency for Monterey County and Association of Monterey Bay Area Governments.

The South County Service Planning project continued to make progress. Staff met with the consultant weekly to review survey results and review options for local services.

Two full day virtual meetings took place with the consultant team and staff across all MST departments regarding MST's Comprehensive Operational Analysis (COA). The COA is an intensive planning study that will guide the agency in its operation as it recovers from the pandemic. Throughout the month, staff compiled data and reports requested by the consultant.

February 22, 2021

Wendy Root-Askew
Chair, Monterey County Board of Supervisors
2616 1st Avenue
Marina, CA 93933



Re: Front-Line Essential Transit Workers

Dear Chair Root-Askew:

On behalf of the Monterey-Salinas Transit Board of Directors, which is comprised of elected officials from 12 of the City Councils within Monterey County along with a representative from the County Board of Supervisors, we understand and appreciate the challenges that have occurred with rollout of COVID-19 vaccines to the residents of our communities. However, we were disappointed to learn that our request to include Monterey County's frontline transit workers in the Tier 1 vaccinations was denied by the Monterey County Health Department.

Since the beginning of the pandemic, our frontline transit workers provided critical mobility options to essential workers and some of our most vulnerable populations within the Monterey County. MST's services often serve as the only connection to jobs, health care, education, and grocery stores for these communities. They have also stepped up to fill gaps in federal, state, and local social services by transporting individuals to COVID-19 testing sites, delivering food to seniors, and providing access to mobile internet hotspots that support distance learning for families without high-speed internet access. In the weeks ahead, our employees will play a key role in expanding equitable access to the COVID-19 vaccine and supporting the reopening of schools – both top priorities for the residents of our county.

Our request is for the Monterey County Health Department follow the current recommendations from the Centers for Disease Control and Prevention's Advisory Committee on Immunization Practices, which call for "Urban Transit Systems," "Interurban and Rural Bus Transportation" and "Special needs Transportation" workers to be prioritized within vaccine distribution plans. Currently, health officials in Santa Cruz, San Luis Obispo, and Sonoma Counties, all have chosen to provide vaccination priority to their front-line transit workers.

We strongly encourage Monterey County to focus on the needs of the frontline transit workers by providing their immediate access to the COVID-19 vaccine. These workers continue to put themselves on the frontlines to ensure our most vulnerable have the resources they need to survive this crisis and will prove vital to our county's recovery.

We thank you, the Board of Supervisors and County Health staff for its leadership during this difficult period in our history and will continue to partner with you to ensure our community's successful recovery.

Sincerely,

Dan Albert
MST Board of Directors, Chair

Mayor Anna Velazquez
MST Board of Directors, Vice-Chair

CC: Monterey County Board of Supervisors
Dr. Edward Moreno, Monterey County Director of Public Health

Advocating and delivering quality public transportation as a leader within our community and industry.

Transit District Members Monterey County • Carmel-by-the-Sea • Del Rey Oaks • Gonzales • Greenfield • King City • Marina • Monterey
Pacific Grove • Salinas • Sand City • Seaside • Soledad **Administrative Offices** 19 Upper Ragsdale Drive, Suite 200 Monterey, CA 93940

PH 1-888-MST-BUS1 (1-888-678-2871) • FAX (831) 899-3954 • WEB mst.org

TOP LOCAL STORIES

Osio Cinema and Cafe Lumiere shut down

• Despite gallant efforts and loyal followers, the Osio Cinema and the attached Cafe Lumiere in downtown Monterey were shut down, victims of the recession caused by widespread infection rates in Monterey County.

• Waste Management's upgraded smart garbage trucks started making their rounds in unincorporated areas of the county as well as King City photographing the contents of recycling and yard waste bins to document cases of overfilled bins and contaminated waste. Violators were then warned and would eventually be fined if violations continued.

• The Last Chance Mercantile store at the Monterey Regional Waste Management District facility announced a reopening plan, and the district issued a request for qualifications to find an organization willing to partner in running it.

• Seaside's City Council suspended the ban on all types of fireworks after a referendum petition successfully gathered signatures against the city's ordinance.

• Residents in and near the impacted areas of the River, Carmel and Dolan fires, as well as many others throughout California, breathed easier as State Insurance Commissioner Ricardo Lara issued a mandatory one-year moratorium on insurance companies non-renewing or canceling residential property insurance policies.

• The Thanksgiving Western Monarch Count began Nov. 14, but no monarchs were spotted at the Pacific Grove Monarch Butterfly Sanctuary before Thanksgiving. The diminishing number of monarchs counted in the west was expected to be particularly low in 2020.

• Traditional Thanksgiving meal events for the homeless and others shifted from a sit-down meal to organizations offering pickup of feasts because of the pandemic.

• A few days before Thanksgiving, a local private testing company and the Monterey County Health Department confirmed an increase in the number of people seeking COVID-19 testing, speculating that people wanted to make sure they test negative before visiting relatives.

• CNN ran a feature on students from Palma School in Salinas working with inmates at the Correctional Training Facility, a state prison in Soledad, in a literature program. The filming occurred just before the onset of the pandemic.

• A top State Water Resources Control Board administrator strongly encouraged Cal Am to "resolve disputes" and pursue water supply solutions for the Monterey Peninsula while pointing out that the Carmel River aquifer pumping outback order deadline at the end of next year is approaching with no additional water supply project expected to be operational by then.

ELECTION

Local election follows early trends

By Jim Johnson, Dennis Taylor and James Herrera

Editor's note: Almost 165,000 votes were cast in Monterey County, a more than 80% turnout. When the vote was certified at the end of November, the final results fell in line with the early results reported by the Herald election night.

MONTEREY -- Monterey Peninsula Unified School District board member and county supervisorial aide Wendy Root Askew continued to hold a substantial lead the morning after election day over Salinas City Councilman and small business owner Steve McShane in the race for Monterey County District 4 supervisor.

Out of 26,090 votes cast, Askew led by more than 1,800 votes, collecting 13,953 votes for about 53.5% to McShane's 12,127 votes or about 46.5%. She had a slightly larger lead in the first returns on Tuesday night.

Incumbent District 4 Supervisor Jane Parker's handpicked successor, Askew said she was pleased with the advantage. "I'm feeling good; it was an incredibly competitive campaign," Askew told The Herald Tuesday night, but declined to declare her lead insurmountable while saying that "every voter deserves to have their vote counted."

The District 4 race was by far the most expensive in county supervisorial history as the candidates combined to raise more than \$1.4 million for their campaigns — most of it by McShane, the landscaping business owner who raised about \$987,000 by himself.

The 2016 District 4 supervisor race featured another Salinas official challenging for the seat, Parker beat former mayor Dennis Donohue for a third term on the county board in a race that exceeded \$500,000 in combined campaign fundraising.

McShane told The Herald Tuesday night that he was still holding out hope that a strong get-out-the-vote effort targeting "lower propensity" voters would lead to a big enough edge in the remaining votes to be counted to lift him past Askew.

"I knew from the beginning it was going to be a nail-biter," he said. "This race will take a while to finish."

McShane said he was "very proud" of the campaign he ran and also praised Askew for sticking to what he called a positive contest.

Askew said she was proud of the number of volunteers and supporters backing her campaign, which she said made the difference, and told a dozen or so of them on an Election Night Zoom call that she would need their help at the Board of Supervisors "so our collective voices are heard."

If Askew ends up winning, she will join a Board of Supervisors that has been divided on key issues in recent years, with her boss Parker often joining District 5 Supervisor Mary Adams on the short end of 3-2 votes against a regular majority voting bloc of



Election workers prepare ballots for counting (David Royal — Monterey Herald file)

current county board chairman Chris Lopez, and Supervisors John Phillips and Luis Alejo.

In the March primary, Askew beat McShane by more than 10%, collecting 8,710 votes out of 19,122 cast for 45.55% compared to McShane's 6,888 votes or just under 35%, with both advancing to a runoff in the presidential general election.

Monterey voters seemed pleased with the work the Monterey City Council is doing, returning two incumbents and the mayor for new terms.

Councilman Dan Albert, the top vote-getter in the field of five in early returns with 30.6% of the vote, said he believes voters saw what was going on with the pandemic and the council's response to it, including the pounding businesses are taking with the county shelter-in-place mandate.

"Voters can see the current council is trying to get our city back on track," he said. "And with the experience of this council, they know we are better able to do that." Five council candidates were vying for two open seats.

Alan Haffa, who was returned to his third term on the dais after garnering 29% of the early vote — 14 points ahead of the next-place finisher Gabriela Chavez — said he believes voters saw him as part of a well-oiled machine that is making progress on daunting challenges.

"I believe it's a statement that the public is pleased with the work of the council is doing," he said. "People understand that COVID has affected the city and that the council has responded to it in an effective way as possible."



Voting at the Monterey County Election Office. (David Royal — Monterey Herald file)

People appreciate that we work together."

Mayor Clyde Roberson easily won reelection with 62% of the early vote compared to challenger Timothy Barrett's 38%. Roberson said he's glad the three months of worrying is over and is grateful to voters, saying it was a referendum on how everyone on the council is working together.

"I think it shows voters have confidence with our team, with Alan and Dan easily winning," Roberson said Tuesday night. "Our teamwork showed that we are putting Monterey first before ourselves."

Another big winner was Measure Y, which will increase the city's hotel tax beginning Jan. 1. Measure Y was passed by a margin of 73.9% to 26.1% with very few ballots left to count. And it needed to win big. Measure

Y is considered a special tax because 16% of the revenue will go to a specific fund for neighborhood improvements, so it had to garner two-thirds of votes to win approval. "I'm very grateful to voters," Roberson said. "Measure Y cements our solvency once we get past COVID."

The hotel tax — technically a transient occupancy tax — will increase the rate charged to hotel guests from 10% to 12% that would generate up to \$5.6 million for city coffers at a time when the city is scrambling to fill holes in its budget.

Carmel mayor Dave Potter and Seaside mayor Ian Oglesby also both won re-election races. Kimbley Craig won the race for Salinas mayor. Voters also approved an increase in sales tax in Pacific Grove and approved a bond for Monterey Peninsula College.

HAPPY
NEW
YEAR

Pandemic. Recession. Wildfire. What more can be said about 2020, that hasn't already been said? As I look back on the past year, I am less amazed at the mega events that rocked our nation, state, and local economy, than in how Monterey-Salinas Transit was able to rise to the challenges while providing essential mobility services and community support well outside of what we once considered normal. The elected officials who comprise the board of directors for Monterey-Salinas Transit and the committed professionals working behind the wheel, turning the wrench, or in front of a desktop workstation joined together to plan, implement, and deliver programs targeted to the recovery of the whole community.

The creativity, focus, and determination unleashed by Team MST in our response and recovery efforts was unparalleled. In fact, MST has received local, state, national, and international recognition for the many ways we stepped up and supported employees, passengers, and the community, installing protective barriers on all MST buses; providing Wi-Fi equipped buses to rural and underserved areas of our county to assist remote learning; donating buses to local nonprofits for uses as diverse as taking the homeless to shelters and services, or conversion into mobile COVID-19 testing stations for farmworkers; implementing a contactless fare payment option, and providing the safe evacuation of elderly and disabled members of our community threatened by wildfires.

Our team completed the financing and started construction of our South County Operations and Maintenance Facility creating hundreds of local jobs when they were needed most and continued the preliminary design of the innovative SURF! Busway & Bus Rapid Transit Project along Highway 1. And while all this was occurring, we continued to make good on our promise to deliver safe, dependable, and convenient mobility services throughout the region.

Really the only things left to say about 2020 is that I will be glad when it's all over, and that I will look back in admiration and awe at the many accomplishments of Team MST during this strangest of years!

Stay positive and test negative.

Carl Sedoryk
General Manager/CEO





**A Weekly Newsletter Promoting Monterey County:
Open for Business**

Friday, Jan. 22, 2021

Edition 875

Transportation Agency for Monterey County celebrates train station improvements



**MONTEREY COUNTY
RAIL EXTENSION**

The [Transportation Agency for Monterey County](#) (MCBC member) hosted a ribbon-cutting ceremony on Friday, Jan. 15. to celebrate the improvements at the Intermodal Transportation Center in Salinas.

TAMC Executive Director Debbie Hale was joined by several elected officials to

present to the community the completion of Package 1 of the Monterey County Rail Extension Package 1.

As part of the Monterey County Rail Extension Kick Start Project, TAMC has constructed improvements at the Salinas train station. Also known as the Intermodal Transportation Center, the site is in downtown Salinas on State Route 183 (Market Street), a walkable distance to the Monterey-Salinas Transit (MCBC member) bus center and the main employment areas of downtown Salinas. To date, the improvements include a new direct access point to downtown Salinas with the extension of Lincoln Avenue across Market Street, a five-bay bus transfer area, bike lanes and bike lockers, safe pedestrian crossings and sidewalks, and commuter parking.

Once complete, the entire project will increase passenger rail service from the San Francisco Bay Area to Salinas, helping Monterey County to move forward with a vision of regional connectedness by rail. Learn about the future construction packages and the significant benefits to Monterey County by visiting <https://www.tamcmonterey.org/monterey-county-rail-extension>.

See recording of the event [here](#)

Read The Herald's coverage [here](#)



MONTEREY
PENINSULA
CHAMBER OF
COMMERCE

ChamberConnection

Big Sur
Carmel
Carmel Valley
Del Rey Oaks
Marina
Monterey
Pacific Grove
Pebble Beach
Sand City
Seaside

BUSINESS

ROUNDTABLE

Business Roundtable – 1/26/2021 – 10:00am

MISSION: success in two stages of the Coronavirus threat:

1) response to the immediate threat; 2) economic recovery when the threat diminishes

RECAP

Response to immediate threat

8. Transportation.- MST coordinating with County on evacuation concerns. Phase 1b, Tier 2 phase has been eliminated, no indication when drivers will get vaccine. More service restored-trips being extended to 10PM on certain routes and fare reductions to lines serving senior residents. Go to MST.org

Did Governor Newsom Forget About Transit Workers in Vaccine Rollout?

Until yesterday, transit workers were recognized as essential workers who should be prioritized for vaccinations against COVID. Then state plans changed and transit workers are left wondering why they've been left out.

By Melanie Curry | Jan 26, 2021 | 2 COMMENTS



Photo courtesy of BART

The California Transit Association sent a letter to Governor Newsom [[PDF](#)] asking for clarification on his [change in plans for vaccinating California state residents](#). Currently, the state is giving vaccine priority to people 65 and over and to workers in

health care, emergency services, food and agriculture, and education. The plan as of last week was to shift to a new tier of prioritized population groups, including transit workers. Under the new plan, once those first groups are mostly vaccinated, the focus will shift to age groups.

The Governor's Office says the reason for the change is to simplify the vaccine rollout, but the California Transit Association is concerned.

Transit operators are keenly aware that their jobs are essential; the transportation they provide helps essential workers get to their jobs, and many of their riders have no other options for getting to work. "Survey data has found that these essential workers cannot work from home and are overwhelmingly people of color and/or low-income, tracking closely with the findings of the ridership surveys our members have conducted during the pandemic, which also show that many of today's riders lack access to a personal automobile," says the Association's letter.

These are not discretionary trips, especially right now. While restaurants, clubs, bars, gyms, church services, theaters, and the like were closed down, people still needed to get to medical appointments and jobs. Transit services "are absolutely essential and critical for people who do not have access to autos," Carl Sedoryk, CEO of Monterey-Salinas Transit District (MST), told Streetsblog. His agency, which serves "one-fifth of the California coast – from Paso Robles to the San Jose airport," has "provided our fixed route and ADA services every day" since the pandemic began. "Christmas Day, New Years Day – our drivers, our mechanics, our staff, have been working every day."

But transit workers and agencies have been doing much more than that. [MST is an example of the new and creative roles transit agencies have embraced](#) to deal with the pandemic and the shutdowns.

The district committed to using its community assets "to help the economic recovery of all the communities we serve," in alignment with FEMA's Whole Community Recovery concept, according to Sedoryk.

That has meant:

- Distributing donated masks to farmworkers in the Salinas Valley, where much of California's produce is grown, and where COVID infection rates have been high.

- Stationing currently unused commuter buses in rural and underserved areas that lack internet access to provide wifi for high school students.
- Partnering with Meals on Wheels to deliver over 8,000 meals to seniors and other people with food insecurity.
- Providing medical transportation for veterans when their usual elderly volunteer drivers were no longer able to do so; “the provider discontinued those services because of the age of their volunteers,” said Sedoryk, so MST took over the services.
- Donating surplus vehicles to nonprofits to use for transporting homeless people to shelters and medical appointments, and to La Clinica Valle de Salinas to use as mobile COVID testing units.

“Over the summer, we were dispatched to evacuate resident care facilities that were threatened by wildfire, and just this last week, we were placed on notice to be ready to evacuate people affected by potential debris flow from the significant rainfall expected today,” said Sedoryk.

Also important is the role transit will play in an equitable rollout of the vaccine for everyone else, which Governor Newsom has repeatedly said is a goal for the state. The Association’s letter applauds this goal, but notes:

To be equitable, the plan must identify more than just the populations that would receive prioritization and actively consider how Californians will reach their vaccination sites. For many low-income people, disabled individuals, seniors, communities of color, and essential workers, accessing the vaccine will require a trip on a bus, rail car or paratransit vehicle.

It would be unfortunate for the state to not ensure that those trips are as safe as possible for the rider and the transit frontline worker by ensuring transit frontline workers are vaccinated.

The letter requests the Governor to consider either preserving the previously stated commitment to prioritizing transit workers for the vaccine or elevating them to equal consideration with other essential workers such as health care and emergency services.

So far, the Association has not received a response from the Governor.

While eventually huge swaths of the population will be vaccinated, the massive numbers of infections are concerning now, and transit workers are particularly vulnerable. Despite precautions including masks, distancing, barriers, training, and the development of contactless payment systems, transit workers are still getting sick, and [some union groups are particularly worried about it](#).

“I don’t envy the governor, or his staff, or our local public health officials,” said Sedoryk. “There are few good decisions here and we’re in uncharted territories. I’m not going to beat up on them – but [the policy change] was disheartening for those of us who have been on the front lines throughout.”

“We would like to see the same level of commitment to our drivers as our drivers have made to our communities,” he added.

Board Report

MONTEREY-SALINAS TRANSIT DISTRICT

February 8, 2021 3:35 PM

Page 1

LLEE

Vendor Ledger Entry: Posting Date: 01/01/21..01/31/21

Check Date	Check No.	No.	Name	Description	Amount (\$)
01/08/21	58227	AFF10	AFFORDA TEST	Vapor testing CJW /TDA	889.00
01/08/21	58227	AFF10	AFFORDA TEST	Vapor testing CJW /TDA	559.00
01/08/21	58228	050	AGNES CHARLES	TRIPS RIDES REIMBURSEMENT	100.00
01/08/21	58229	AIR10	AIRTEC SERVICE	FY21 HVAC SERVICE FOR 2020/2021	304.00
01/08/21	58229	AIR10	AIRTEC SERVICE	FY21 HVAC SERVICE FOR 2020/2021	608.00
01/08/21	58230	DRI10	ALLIANT INSURANCE SERVICES, INC.	DIRECTORS & OFFICERS LIABILITY	13,901.56
01/08/21	58231	ALV11	ALVAREZ TECHNOLOGY GROUP, INC	VMWare Renewal - Hastus	6,205.40
01/08/21	58231	ALV11	ALVAREZ TECHNOLOGY GROUP, INC	FY21 Agreement Cloudfinder Backup	207.50
01/08/21	58231	ALV11	ALVAREZ TECHNOLOGY GROUP, INC	FY21 -ConnectWise, Auvik and IT Glue w/ suppor	1,058.14
01/08/21	58231	ALV11	ALVAREZ TECHNOLOGY GROUP, INC	FY21 Agreement CyberProtect Managed Service	8,000.00
01/08/21	58231	ALV11	ALVAREZ TECHNOLOGY GROUP, INC	FY21 -ConnectWise, Auvik and IT Glue w/ suppor	1,058.14
01/08/21	58232	AMA10	AMALGAMATED TRANSIT UNION	UNION DUES	12,861.90
01/08/21	58233	AME50	AMERICAN SUPPLY COMPANY	FY21 SUPPLIES	81.39
01/08/21	58233	AME50	AMERICAN SUPPLY COMPANY	FY21 SUPPLIES	69.04
01/08/21	58233	AME50	AMERICAN SUPPLY COMPANY	FY21 Shop Supplies	96.69
01/08/21	58233	AME50	AMERICAN SUPPLY COMPANY	FY21 COVID-19 SUPPLIES	74.55
01/08/21	58233	AME50	AMERICAN SUPPLY COMPANY	FY21 COVID-19 SUPPLIES	1,354.70
01/08/21	58234	AND2M	ANDERSEN'S LOCK AND SAFE, LLC	FY21 LOCK REPAIRS/MAINT	15.30
01/08/21	58234	AND2M	ANDERSEN'S LOCK AND SAFE, LLC	FY21 LOCK REPAIRS/MAINT	458.07
01/08/21	58234	AND2M	ANDERSEN'S LOCK AND SAFE, LLC	FY21 LOCK REPAIRS/MAINT	421.34
01/08/21	58234	AND2M	ANDERSEN'S LOCK AND SAFE, LLC	FY21 LOCK REPAIRS/MAINT	163.02
01/08/21	58235	032	ANNE MARIE RIANDA	TRIPS RIDE REIMBURSEMENT	63.44
01/08/21	58236	ATT16	AT&T CALNET		1,979.50
01/08/21	58236	ATT16	AT&T CALNET		112.84
01/08/21	58237	ATT15	AT&T MOBILITY	MIS SUPPORT	3,241.64
01/08/21	58238	061	BARRY CLIVE BALLEW	TRIPS RIDES REIMBURSEMENT	97.52
01/08/21	58239	NOV10	BILL'S WINDSHIELD REPAIR	WINDSHIELD REPAIRS	50.00
01/08/21	58239	NOV10	BILL'S WINDSHIELD REPAIR	WINDSHIELD REPAIRS	50.00
01/08/21	58239	NOV10	BILL'S WINDSHIELD REPAIR	WINDSHIELD REPAIRS	50.00
01/08/21	58239	NOV10	BILL'S WINDSHIELD REPAIR	WINDSHIELD REPAIRS	50.00
01/08/21	58239	NOV10	BILL'S WINDSHIELD REPAIR	WINDSHIELD REPAIRS	50.00
01/08/21	58240	031	BRUCE GORDON ELLIOTT	TRIPS RIDES REIMBURSEMENT	100.00
01/08/21	58241	CSC10	C S C OF SALINAS	FY21 SHOP SUPPLIES/VEHICLE PARTS	54.49
01/08/21	58242	CAL84	CALIF TRANSIT INS POOL	LIAB/PHY. DAMAGE INS	227,982.05
01/08/21	58243	CAL20	CALIFORNIA AMERICAN WATER	WATER SERVICE	79.65
01/08/21	58243	CAL20	CALIFORNIA AMERICAN WATER	WATER SERVICE	285.11
01/08/21	58243	CAL20	CALIFORNIA AMERICAN WATER	WATER SERVICE	788.90
01/08/21	58244	CAL82	CALIFORNIA TRANSPORT LLC	FY21 TOWING SERVICES	262.50
01/08/21	58245	CAL92	CALIFORNIA WATER SERV CO	WATER SERVICE	36.56
01/08/21	58245	CAL92	CALIFORNIA WATER SERV CO	WATER SERVICE	385.50
01/08/21	58246	006	CARRIE LYNN REEVE	TRIPS RIDE REIMBURSEMENT	100.00
01/08/21	58247	005	CATHERINE ANDERSON	TRIPS RIDE REIMBURSEMENT	100.00
01/08/21	58248	CEN25	CENTRAL COAST CAB	FY21 TAXI PROGRAM - NOV. 2020	5,712.00
01/08/21	58249	025	CHARLES ATWOOD ROWLEY	TRIPS RIDE REIMBURSEMENT	100.00
01/08/21	58250	038	CHARLES WALKER	TRIPS RIDE REIMBURSEMENT	100.00
01/08/21	58251	CHE12	CHEM-PAK	2167	622.73
01/08/21	58252	CHI20	CHIDLAW MARKETING	South County Survey - Radio Ad (KLOK)	1,500.00

Board Report

MONTEREY-SALINAS TRANSIT DISTRICT

February 8, 2021 3:44 PM

Page 2

LLEE

Check Date	Check No.	No.	Name	Description	Amount (\$)
01/08/21	58253	CIN20	CINTAS CORPORATION	FY21 UNIFORM LAUNDRY	240.52
01/08/21	58253	CIN20	CINTAS CORPORATION	FY21 UNIFORM LAUNDRY	172.10
01/08/21	58253	CIN20	CINTAS CORPORATION	FY21 UNIFORM LAUNDRY	471.90
01/08/21	58253	CIN20	CINTAS CORPORATION	FY21 UNIFORM LAUNDRY	219.41
01/08/21	58253	CIN20	CINTAS CORPORATION	FY21 UNIFORM LAUNDRY	979.95
01/08/21	58253	CIN20	CINTAS CORPORATION	FY21 UNIFORM LAUNDRY	1,060.36
01/08/21	58253	CIN20	CINTAS CORPORATION	FY21 UNIFORM LAUNDRY	953.31
01/08/21	58254	CIT27	CITY OF MONTEREY	ANNUAL RENT	1.00
01/08/21	58255	COM10	COMMERCIAL TRUCK CO.	2202	56.16
01/08/21	58255	COM10	COMMERCIAL TRUCK CO.	2202	140.39
01/08/21	58255	COM10	COMMERCIAL TRUCK CO.	2913	909.51
01/08/21	58255	COM10	COMMERCIAL TRUCK CO.	2924	162.60
01/08/21	58255	COM10	COMMERCIAL TRUCK CO.	2930	69.78
01/08/21	58255	COM10	COMMERCIAL TRUCK CO.	2876	545.66
01/08/21	58255	COM10	COMMERCIAL TRUCK CO.	2190	138.27
01/08/21	58255	COM10	COMMERCIAL TRUCK CO.	2171	224.86
01/08/21	58255	COM10	COMMERCIAL TRUCK CO.	2534	-345.50
01/08/21	58255	COM10	COMMERCIAL TRUCK CO.	2601	-345.50
01/08/21	58256	COM36	COMMUNITY PRINTERS	FY20 Annual Report Printing (1200)	5,123.80
01/08/21	58257	CON65	CONTE'S GENERATOR SERVICE	FY21 GENERATOR SERVICE	625.50
01/08/21	58258	CUM10	CUMMINS PACIFIC	Insite License Renewal	3,080.00
01/08/21	58259	DALROJ	DALIA ROJAS	GARNISH/1897	230.77
01/08/21	58260	057	DARLENE NELSON	TRIPS RIDE REIMBURSEMENT	92.00
01/08/21	58261	DEC10	DECALS BY DESIGN INC.	RTA Taxi Logo Stickers Invoice 15421	971.81
01/08/21	58262	DEL50	DELL MARKETING L P	Laptop - Dell Latitude 7410	1,460.41
01/08/21	58263	DEV10	DEVIN-DURHAM-BURK	GARNISH/1877	69.23
01/08/21	58264	DIE11	DIEDE CONSTRUCTION, INC.	CONSTRUCT SOUTH COUNTY O & M	726,701.55
01/08/21	58265	DIR10	DIRECT TV	TV SERVICE/	11.50
01/08/21	58265	DIR10	DIRECT TV	TV SERVICE/	289.89
01/08/21	58265	DIR10	DIRECT TV	TV SERVICE/	214.23
01/08/21	58266	010	DORA YIP	TRIPS RIDE REIMBURSEMENT	66.36
01/08/21	58267	015	ELAINE PARKER	TRIPS RIDE REIMBURSEMENT	100.00
01/08/21	58268	ELM10	ELMERS AUTO PARTS	FY21 PARTS/SHOP SUPPLIES	131.23
01/08/21	58269	PAS10	ERNESTO CARDENAS	Marina Transit falling tree branches	345.00
01/08/21	58269	PAS10	ERNESTO CARDENAS	FY21 LANDSCAPING /GROUNDS MAINTENAN	1,720.00
01/08/21	58269	PAS10	ERNESTO CARDENAS	FY21 LANDSCAPING /GROUNDS MAINTENAN	670.00
01/08/21	58269	PAS10	ERNESTO CARDENAS	FY21 LANDSCAPING /GROUNDS MAINTENAN	800.00
01/08/21	58269	PAS10	ERNESTO CARDENAS	FY21 LANDSCAPING /GROUNDS MAINTENAN	570.00
01/08/21	58269	PAS10	ERNESTO CARDENAS	CJW employee back fence Barbwire repl	780.00
01/08/21	58272	FAS20	FASTENAL COMPANY	FY21 MAINT SUPPLIES/VEH MAINT PARTS	204.38
01/08/21	58272	FAS20	FASTENAL COMPANY	FY21 MAINT SUPPLIES/VEH MAINT PARTS	20.66
01/08/21	58272	FAS20	FASTENAL COMPANY	FY21 MAINT SUPPLIES/VEH MAINT PARTS	24.48
01/08/21	58272	FAS20	FASTENAL COMPANY	FY21 MAINT SUPPLIES/VEH MAINT PARTS	353.36
01/08/21	58272	FAS20	FASTENAL COMPANY	FY21 MAINT SUPPLIES/VEH MAINT PARTS	518.48
01/08/21	58272	FAS20	FASTENAL COMPANY	FY21 MAINT SUPPLIES/VEH MAINT PARTS	885.66
01/08/21	58272	FAS20	FASTENAL COMPANY	FY21 MAINT SUPPLIES/VEH MAINT PARTS	342.52
01/08/21	58272	FAS20	FASTENAL COMPANY	FY21 MAINT SUPPLIES/VEH MAINT PARTS	870.99
01/08/21	58272	FAS20	FASTENAL COMPANY	FY21 MAINT SUPPLIES/VEH MAINT PARTS	442.17

Board Report

MONTEREY-SALINAS TRANSIT DISTRICT

February 8, 2021 3:44 PM

Page 3

LLEE

Check Date	Check No.	No.	Name	Description	Amount (\$)
01/08/21	58272	FAS20	FASTENAL COMPANY	FY21 MAINT SUPPLIES/VEH MAINT PARTS	559.77
01/08/21	58272	FAS20	FASTENAL COMPANY	FY21 MAINT SUPPLIES/VEH MAINT PARTS	499.17
01/08/21	58272	FAS20	FASTENAL COMPANY	FY21 MAINT SUPPLIES/VEH MAINT PARTS	395.23
01/08/21	58272	FAS20	FASTENAL COMPANY	MAINT SUPPLIES/VEH MAINT PARTS	-65.74
01/08/21	58272	FAS20	FASTENAL COMPANY	MAINT SUPPLIES/VEH MAINT PARTS	-55.01
01/08/21	58272	FAS20	FASTENAL COMPANY	MAINT SUPPLIES/VEH MAINT PARTS	-16.40
01/08/21	58272	FAS20	FASTENAL COMPANY	FY21 MAINT SUPPLIES/VEH MAINT PARTS	228.33
01/08/21	58272	FAS20	FASTENAL COMPANY	FY21 MAINT SUPPLIES/VEH MAINT PARTS	573.23
01/08/21	58272	FAS20	FASTENAL COMPANY	FY21 MAINT SUPPLIES/VEH MAINT PARTS	2,355.74
01/08/21	58272	FAS20	FASTENAL COMPANY	FY21 MAINT SUPPLIES/VEH MAINT PARTS	872.85
01/08/21	58272	FAS20	FASTENAL COMPANY	FY21 MAINT SUPPLIES/VEH MAINT PARTS	1,052.07
01/08/21	58272	FAS20	FASTENAL COMPANY	MAINT SUPPLIES/VEH MAINT PARTS	-2,355.74
01/08/21	58272	FAS20	FASTENAL COMPANY	MAINT SUPPLIES/VEH MAINT PARTS	-502.09
01/08/21	58273	FED1S	FEDERAL EXPRESS CORP	EXPRESS MAIL	44.11
01/08/21	58274	FEH11	FEHR & PEERS	FY21- RFQ 20-07 South County Study	11,827.50
01/08/21	58275	FER40	FERGUSON ENTERPRISES INC #686	FY21 MAINTENANCE MATERIALS	28.25
01/08/21	58276	FIR20	FIRST ALARM	ALARM SERVICE	11,090.43
01/08/21	58276	FIR20	FIRST ALARM	ALARM SERVICE	1,023.00
01/08/21	58276	FIR20	FIRST ALARM	ALARM SERVICE	261.84
01/08/21	58276	FIR20	FIRST ALARM	ALARM SERVICE	1,626.81
01/08/21	58276	FIR20	FIRST ALARM	ALARM SERVICE	6,033.78
01/08/21	58277	FRA70	FRANCHISE TAX BOARD	GARNISH/2166	204.32
01/08/21	58278	GAR11	GARY'S PLASTIC PLACE		2,081.21
01/08/21	58279	GFI10	GFI GENFARE	GFI FAREBOXES	77.54
01/08/21	58279	GFI10	GFI GENFARE	FY21 Farebox Parts & Repairs	13.33
01/08/21	58282	GIL10	GILLIG LLC	2074	86.47
01/08/21	58282	GIL10	GILLIG LLC	2168	84.82
01/08/21	58282	GIL10	GILLIG LLC	2169	572.91
01/08/21	58282	GIL10	GILLIG LLC	2196	242.72
01/08/21	58282	GIL10	GILLIG LLC	2198	184.00
01/08/21	58282	GIL10	GILLIG LLC	2802	2.73
01/08/21	58282	GIL10	GILLIG LLC	2849	53.25
01/08/21	58282	GIL10	GILLIG LLC	2850	7.29
01/08/21	58282	GIL10	GILLIG LLC	2872	501.97
01/08/21	58282	GIL10	GILLIG LLC	2890	71.80
01/08/21	58282	GIL10	GILLIG LLC	2890	811.86
01/08/21	58282	GIL10	GILLIG LLC	2899	11.39
01/08/21	58282	GIL10	GILLIG LLC	2899	226.65
01/08/21	58282	GIL10	GILLIG LLC	2902	1,477.84
01/08/21	58282	GIL10	GILLIG LLC	2904	167.26
01/08/21	58282	GIL10	GILLIG LLC	2907	81.92
01/08/21	58282	GIL10	GILLIG LLC	2909	1,241.55
01/08/21	58282	GIL10	GILLIG LLC	2912	168.09
01/08/21	58282	GIL10	GILLIG LLC	2918	145.06
01/08/21	58282	GIL10	GILLIG LLC	2918	3.47
01/08/21	58282	GIL10	GILLIG LLC	2923	46.21
01/08/21	58282	GIL10	GILLIG LLC	2931	13.49
01/08/21	58282	GIL10	GILLIG LLC	2935	714.29

Board Report

MONTEREY-SALINAS TRANSIT DISTRICT

February 8, 2021 3:44 PM

Page 4

LLEE

Check Date	Check No.	No.	Name	Description	Amount (\$)
01/08/21	58283	048	GLORIA GUTIERREZ	TRIPS RIDE REIMBURSEMENT	72.40
01/08/21	58284	045	GLORIA IACI	TRIPS RIDES REIMBURSEMENT	100.00
01/08/21	58285	058	GLORIA JEAN SANTOS	TRIPS RIDE REIMBURSEMENT	100.00
01/08/21	58286	046	GLORIA SANDOVAL AVILA	TRIPS RIDE REIMBURSEMENT	64.00
01/08/21	58287	GOO1S	GOODYEAR TIRE - RUBBER CO	FY21 TIRE LEASE & SERVICE CONTRACT	6,728.00
01/08/21	58287	GOO1S	GOODYEAR TIRE - RUBBER CO	FY21 TIRE LEASE & SERVICE CONTRACT	8,454.08
01/08/21	58288	GRA30	GRAINGER	FY21 SHOP/MAINT SUPPLIES	30.86
01/08/21	58288	GRA30	GRAINGER	FY21 SHOP/MAINT SUPPLIES	115.57
01/08/21	58288	GRA30	GRAINGER	FY21 SHOP/MAINT SUPPLIES	616.17
01/08/21	58288	GRA30	GRAINGER	FY21 SHOP/MAINT SUPPLIES	367.08
01/08/21	58288	GRA30	GRAINGER	FY21 SHOP/MAINT SUPPLIES	11.40
01/08/21	58288	GRA30	GRAINGER	FY21 SHOP/MAINT SUPPLIES	33.27
01/08/21	58288	GRA30	GRAINGER	FY21 SHOP/MAINT SUPPLIES	213.05
01/08/21	58288	GRA30	GRAINGER	FY21 SHOP/MAINT SUPPLIES	69.42
01/08/21	58288	GRA30	GRAINGER	FY21 SHOP/MAINT SUPPLIES	144.38
01/08/21	58289	GRE30	GREEN RUBBER-KENNEDY AG	FY21 BUS WASHER SUPPLIES	107.75
01/08/21	58290	GRE50	GREEN VALLEY INDUSTRIAL SUPPLY INC	FY21 BUILDING AND EQUIPMENT MAINT	11.79
01/08/21	58290	GRE50	GREEN VALLEY INDUSTRIAL SUPPLY INC	FY21 BUILDING AND EQUIPMENT MAINT	91.66
01/08/21	58290	GRE50	GREEN VALLEY INDUSTRIAL SUPPLY INC	FY21 BUILDING AND EQUIPMENT MAINT	175.76
01/08/21	58290	GRE50	GREEN VALLEY INDUSTRIAL SUPPLY INC		27.31
01/08/21	58291	HDSUP	HD SUPPLY/WHITECAP CONSTR. SUP	FY21 CONSTRUCTION SUPPLY	60.08
01/08/21	58291	HDSUP	HD SUPPLY/WHITECAP CONSTR. SUP	FY21 CONSTRUCTION SUPPLY	96.30
01/08/21	58292	IAN10	IAN FERGUSON	Updates, posting, meetings (Dec)	402.50
01/08/21	58293	ICM10	ICMA RETIREMENT TRUST-457	EE CONTRIBUTIONS	2,011.53
01/08/21	58293	ICM10	ICMA RETIREMENT TRUST-457	EE CONTRIBUTIONS	2,011.53
01/08/21	58294	IMP10	IMPERIAL SUPPLIES LLC	FY21 SHOP SUPPLIES	131.85
01/08/21	58295	051	IRMA COLLINS	TRIPS RIDE REIMBURSEMENT	59.00
01/08/21	58296	040	JANET M. RIANDA	TRIPS RIDES REIMBURSEMENT	100.00
01/08/21	58297	056	JANIE WENZ	TRIPS RIDE REIMBURSEMENT	78.80
01/08/21	58298	014	JOAN MARGARET HAMIL	TRIPS RIDE REIMBURSEMENT	40.00
01/08/21	58299	064	JOHN W. McELMOYL	TRIP RIDE REIMBURSEMENT	92.80
01/08/21	58300	JOH20	JOHNSON ASSOCIATES	FY21 VEHICLE MAINT PARTS	120.45
01/08/21	58301	033	JUANITA CASTILLO ELDEDEGE	TRIPS RIDE REIMBURSEMENT	100.00
01/08/21	58302	062	KAREN GAY BALLEW	TRIPS RIDES REIMBURSEMENT	74.00
01/08/21	58303	KEL20	KELLY-MOORE PAINT CO	FY21 PAINT SUPPLIES	88.68
01/08/21	58304	LAR10	LARGE'S METAL FABRICATION, INC	FY21 METAL FABRICATION	811.18
01/08/21	58305	LIF10	LIFT-U	2195	31.92
01/08/21	58306	047	LOU ROBIN SHICK	TRIPS RIDE REIMBURSEMENT	94.40
01/08/21	58307	MSB10	M & S BUILDING SUPPLY, INC.	FY21 MAINT/SHOP SUPPLIES	59.76
01/08/21	58308	MAR27	MARINA COAST WATER DIST	WATER SERVICE/MTX	387.82
01/08/21	58309	024	MARLENE THOMASON	TRIPS RIDE REIMBURSEMENT	100.00
01/08/21	58310	055	MARTHA HOPKINS	TRIPS RIDE REIMBURSEMENT	100.00
01/08/21	58311	039	MARY LOUISE SHURTLEFF	TRIPS RIDES REIMBURSEMENT	100.00
01/08/21	58312	MON21	MBS BUSINESS SYSTEMS	FY21 COPIER MAINTENANCE	3,050.56
01/08/21	58313	MON51	MONTEREY ONE WATER	SEWER SERVICE	78.64
01/08/21	58313	MON51	MONTEREY ONE WATER	SEWER SERVICE	39.32
01/08/21	58314	MON45	MONTEREY PENINSULA POWDER	JAZZ SHELTER REBUILD	4,300.00
01/08/21	58314	MON45	MONTEREY PENINSULA POWDER	JAZZ SHELTER REBUILD	4,300.00

Board Report

MONTEREY-SALINAS TRANSIT DISTRICT

February 8, 2021 3:44 PM

Page 5

LLEE

Check Date	Check No.	No.	Name	Description	Amount (\$)
01/08/21	58314	MON45	MONTEREY PENINSULA POWDER	JAZZ SHELTER REBUILD	720.00
01/08/21	58315	MVT11	MV TRANSPORTATION INC.	CONTRACT TRANSPORTATION 11/20	539,824.54
01/08/21	58315	MVT11	MV TRANSPORTATION INC.	RAPID RESPONSE TEST SERVER 11/20	457.00
01/08/21	58315	MVT11	MV TRANSPORTATION INC.	COVID-19 STANDBY CUT IN 11/20	12,104.88
01/08/21	58315	MVT11	MV TRANSPORTATION INC.	FAREBOX COLLECTION 11/20	-6,451.74
01/08/21	58316	MYN10	MY NISSAN KIA	2088	343.60
01/08/21	58317	NAP10	NAPA AUTO PARTS OF SALINAS	VEHICLE MAINT SUPPLIES	6.22
01/08/21	58319	NEW30	NFI PARTS - NEW FLYER	2709	229.51
01/08/21	58319	NEW30	NFI PARTS - NEW FLYER	2324	305.38
01/08/21	58319	NEW30	NFI PARTS - NEW FLYER	2592	66.52
01/08/21	58319	NEW30	NFI PARTS - NEW FLYER	2782	865.12
01/08/21	58319	NEW30	NFI PARTS - NEW FLYER	2782	19.15
01/08/21	58319	NEW30	NFI PARTS - NEW FLYER	2859	43.10
01/08/21	58319	NEW30	NFI PARTS - NEW FLYER	2582	365.75
01/08/21	58319	NEW30	NFI PARTS - NEW FLYER	2582	1,097.25
01/08/21	58319	NEW30	NFI PARTS - NEW FLYER	2582	1,097.25
01/08/21	58319	NEW30	NFI PARTS - NEW FLYER	2582	1,097.25
01/08/21	58319	NEW30	NFI PARTS - NEW FLYER	1975	-562.02
01/08/21	58321	NORCAL	NORCAL KENWORTH SERVICE	2025	188.46
01/08/21	58321	NORCAL	NORCAL KENWORTH SERVICE	2199	132.60
01/08/21	58321	NORCAL	NORCAL KENWORTH SERVICE	2200	174.29
01/08/21	58321	NORCAL	NORCAL KENWORTH SERVICE	2057	188.46
01/08/21	58321	NORCAL	NORCAL KENWORTH SERVICE	2889	808.05
01/08/21	58321	NORCAL	NORCAL KENWORTH SERVICE	2889	16.17
01/08/21	58321	NORCAL	NORCAL KENWORTH SERVICE	2901	459.17
01/08/21	58321	NORCAL	NORCAL KENWORTH SERVICE	2916	101.19
01/08/21	58321	NORCAL	NORCAL KENWORTH SERVICE	2937	12.56
01/08/21	58321	NORCAL	NORCAL KENWORTH SERVICE	2937	283.02
01/08/21	58321	NORCAL	NORCAL KENWORTH SERVICE	2956	180.45
01/08/21	58321	NORCAL	NORCAL KENWORTH SERVICE	2031	425.75
01/08/21	58321	NORCAL	NORCAL KENWORTH SERVICE	2031	-425.75
01/08/21	58321	NORCAL	NORCAL KENWORTH SERVICE	1992	-38.02
01/08/21	58321	NORCAL	NORCAL KENWORTH SERVICE	2661	-91.77
01/08/21	58322	035	NORMA GADDINI RIANDA	TRIPS RIDE REIMBURSEMENT	97.28
01/08/21	58323	OVER10	OVERHEAD DOOR CO. OF SALINAS	FY21 BUILDING AND EQUIPMENT MAINT	279.70
01/08/21	58324	PAC05	PACIFIC CLAIMS MANAGEMENT	FY21 WORKER'S COMP ADMINISTRATOR	5,708.33
01/08/21	58324	PAC05	PACIFIC CLAIMS MANAGEMENT	FY21 WORKER'S COMP ADMINISTRATOR	84.00
01/08/21	58325	PAC20	PACIFIC GAS AND ELECTRIC CO	UTILITIES	1,331.84
01/08/21	58325	PAC20	PACIFIC GAS AND ELECTRIC CO	UTILITIES	532.22
01/08/21	58325	PAC20	PACIFIC GAS AND ELECTRIC CO	UTILITIES	21.34
01/08/21	58325	PAC20	PACIFIC GAS AND ELECTRIC CO	UTILITIES	404.55
01/08/21	58326	PAC55	PACIFIC MATERIAL HANDLING SOLUTION	FY21 Forklift Maintenance & Repair	301.31
01/08/21	58327	PAC60	PACIFIC TRUCK PARTS INC	0005	250.00
01/08/21	58327	PAC60	PACIFIC TRUCK PARTS INC	2205	250.00
01/08/21	58327	PAC60	PACIFIC TRUCK PARTS INC	2941	597.77
01/08/21	58328	016	PAUL WILLIAM FRISBIE	TRIPS RIDE REIMBURSEMENT	100.00
01/08/21	58329	PEN40	PENINSULA MESSENGER LLC	FY21 COURIER SERVICE	655.00
01/08/21	58330	PIT20	PITNEY BOWES	SUPPLIES / METER RENTAL	301.50

Board Report

February 8, 2021 3:44 PM

MONTEREY-SALINAS TRANSIT DISTRICT

Page 6

LLEE

Check Date	Check No.	No.	Name	Description	Amount (\$)
01/08/21	58331	PIT10	PITNEY BOWES GLOBAL	POSTAGE MACHINE RENTAL	152.40
01/08/21	58332	PIT10	PITNEY BOWES GLOBAL	POSTAGE MACHINE RENTAL	153.49
01/08/21	58333	PRE30	PREMIUM AUTO PARTS INC.	FY21 VEHICLE MAINT PARTS/SHOP SUPPLIE	42.04
01/08/21	58333	PRE30	PREMIUM AUTO PARTS INC.	FY21 VEHICLE MAINT PARTS/SHOP SUPPLIE	180.21
01/08/21	58333	PRE30	PREMIUM AUTO PARTS INC.	FY21 VEHICLE MAINT PARTS/SHOP SUPPLIE	215.79
01/08/21	58333	PRE30	PREMIUM AUTO PARTS INC.	FY21 VEHICLE MAINT PARTS/SHOP SUPPLIE	26.86
01/08/21	58333	PRE30	PREMIUM AUTO PARTS INC.	FY21 VEHICLE MAINT PARTS/SHOP SUPPLIE	32.72
01/08/21	58334	MPPM1	PROFESSIONAL OFFICE CONDO	ASSOC DUES-19 UPPER RAGSDALE	1,377.26
01/08/21	58335	BRO60	REPUBLIC SERVICES	WASTE DISPOSAL SERVICES	864.59
01/08/21	58335	BRO60	REPUBLIC SERVICES	WASTE DISPOSAL SERVICES	484.17
01/08/21	58335	BRO60	REPUBLIC SERVICES	WASTE DISPOSAL SERVICES	452.10
01/08/21	58336	020	RICHARD WILBON RIST	TRIPS RIDE REIMBURSEMENT	100.00
01/08/21	58337	049	RITA GERTUDE WALKER	TRIPS RIDE REIMBURSEMENT	100.00
01/08/21	58338	018	ROSEMARY SOARES	TRIPS RIDE REIMBURSEMENT	100.00
01/08/21	58339	041	RUTH McVEIGH	TRIPS RIDES REIMBURSEMENT	100.00
01/08/21	58340	SAF20	SAFETEQUIP, INC.	FY21 SAFETY & PROTECTIVE SUPPLIES	71.78
01/08/21	58340	SAF20	SAFETEQUIP, INC.	FY21 SAFETY & PROTECTIVE SUPPLIES	46.91
01/08/21	58340	SAF20	SAFETEQUIP, INC.	FY21 SAFETY & PROTECTIVE SUPPLIES	71.36
01/08/21	58340	SAF20	SAFETEQUIP, INC.	FY21 SAFETY & PROTECTIVE SUPPLIES	13.11
01/08/21	58341	SAL50	SALINAS VALLEY FORD SLS	2204	22.70
01/08/21	58342	SAL12	SALINAS VALLEY SOLID WASTE AUTHOR	Acct#2018004	102.50
01/08/21	58343	027	SALLY YBARRA	TRIPS RIDE REIMBURSEMENT	100.00
01/08/21	58344	SAR10	SARABIA SALES & MANUFACTURING, INC	FY21	25.00
01/08/21	58345	COA50	SC FUELS	FY21 DIESEL CJW AND TDA	15,930.84
01/08/21	58345	COA50	SC FUELS	FY21 DIESEL CJW AND TDA	16,269.24
01/08/21	58345	COA50	SC FUELS	FY21 DIESEL CJW AND TDA	16,866.69
01/08/21	58346	COA51	SC FUELS	FY21 FUEL-SHIP TO MV	20,355.28
01/08/21	58346	COA51	SC FUELS	FY21 FUEL-SHIP TO MV	22,034.06
01/08/21	58347	SCL10	SC LUBRICANTS LLC	FY21 Gasoline and DEF for CJW and TDA	43.24
01/08/21	58347	SCL10	SC LUBRICANTS LLC	FY21 Gasoline and DEF for CJW and TDA	43.24
01/08/21	58347	SCL10	SC LUBRICANTS LLC	FY21 Gasoline and DEF for CJW and TDA	45.28
01/08/21	58348	023	SHARON CLOSTER	TRIPS RIDE REIMBURSEMENT	21.40
01/08/21	58349	SHE10	SHERWIN-WILLIAMS CO	FY21 PAINTING SUPPLIES	134.32
01/08/21	58349	SHE10	SHERWIN-WILLIAMS CO	FY21 PAINTING SUPPLIES	179.33
01/08/21	58350	021	SOCORRO REYES	TRIPS RIDE REIMBURSEMENT	100.00
01/08/21	58351	SPR10	SPRINT	CELL PHONE SERVICE	60.66
01/08/21	58352	STA2S	STAPLES ADVANTAGE	FY21 OFFICE SUPPLIES	77.41
01/08/21	58353	STE30	STENSLAND DESIGN	FY20 Annual Report DIGITAL Version Design Ser	1,530.00
01/08/21	58353	STE30	STENSLAND DESIGN	FY20 Annual Report Design Services	3,236.00
01/08/21	58354	TEC20	TEC EQUIPMENT	2896	2,069.59
01/08/21	58354	TEC20	TEC EQUIPMENT	2861	1,182.62
01/08/21	58354	TEC20	TEC EQUIPMENT	2914	1,478.28
01/08/21	58354	TEC20	TEC EQUIPMENT	2917	5.60
01/08/21	58354	TEC20	TEC EQUIPMENT	2145	1,177.23
01/08/21	58354	TEC20	TEC EQUIPMENT	1991	-424.76
01/08/21	58354	TEC20	TEC EQUIPMENT	2663	-213.35
01/08/21	58354	TEC20	TEC EQUIPMENT	2727	-426.71
01/08/21	58354	TEC20	TEC EQUIPMENT	2768	-426.71

Board Report

MONTEREY-SALINAS TRANSIT DISTRICT

February 8, 2021 3:44 PM

Page 7

LLEE

Check Date	Check No.	No.	Name	Description	Amount (\$)
01/08/21	58355	JAN10	THE JANEK CORPORATION	FY21 Farebox Parts & Repairs	278.59
01/08/21	58355	JAN10	THE JANEK CORPORATION	FY21 Farebox Parts & Repairs	278.59
01/08/21	58356	022	THEODORE CLOSTER III	TRIPS RIDE REIMBURSEMENT	75.08
01/08/21	58357	THE70	THERMO KING OF SALINAS IN	FY21 A/C Service	350.24
01/08/21	58358	WEB25	TRANSIT INFORMATION PRODUCTS	11/14/20 SERVICE CHANGE	2,897.06
01/08/21	58359	TRA11	TRANSLOC INC		2,950.00
01/08/21	58359	TRA11	TRANSLOC INC	On Demand for 6 vehicles	2,950.00
01/08/21	58360	TRA5S	TRAPEZE SOFTWARE GROUP	Dual-Bandl Antenna Spares	702.41
01/08/21	58360	TRA5S	TRAPEZE SOFTWARE GROUP	EAM Facilities Module Implementation	4,290.00
01/08/21	58361	KON10	U.S.BANK EQUIPMENT FINANCE	FY21 COPIER LEASE - MULTIPLE LOCATIONS	1,747.54
01/08/21	58362	UNI70	UNITED SITE SERVICES	FY21 COVID-19 EMERGENCY RESPONSE-PO	5,034.65
01/08/21	58363	UNI22	UPS FREIGHT		294.41
01/08/21	58364	VAL25	VALLEY FABRICATION, INC	FY21 FABRICATION/REPAIRS	1,432.30
01/08/21	58365	VAL20	VALLEY PACIFIC PETROLEUM	FY21 LUBRICANTS	1,556.25
01/08/21	58366	VAL60	VALLEY POWER SYSTEMS INC	2193	29.97
01/08/21	58366	VAL60	VALLEY POWER SYSTEMS INC	2193	33.34
01/08/21	58366	VAL60	VALLEY POWER SYSTEMS INC	2193	118.97
01/08/21	58366	VAL60	VALLEY POWER SYSTEMS INC	2893	193.78
01/08/21	58367	VAL70	VALLEY SAW & GARDEN SUPPLY	FY21 LANDSCAPING EQUIPT & SUPPIES/REP	39.30
01/08/21	58367	VAL70	VALLEY SAW & GARDEN SUPPLY	FY21 LANDSCAPING EQUIPT & SUPPIES/REP	20.71
01/08/21	58368	VER40	VERIZON WIRELESS	WIRELESS SERVICE	51.20
01/08/21	58368	VER40	VERIZON WIRELESS	WIRELESS SERVICE	1,515.48
01/08/21	58369	037	VICTOR SHURTLEFF	TRIPS RIDE REIMBURSEMENT	100.00
01/08/21	58370	VIC11	VICTORY TOYOTA	2900	495.65
01/08/21	58371	052	WILLIAM ELDREDGE	TRIPS RIDE REIMBURSEMENT	100.00
01/08/21	58372	WOR55	WORK WORLD AMERICA INC	FY21 BOOTS - CASTILLO, JUAN	196.63
					1,825,911.72
01/11/21	58373	VEL20	ANNA M. VELAZQUEZ	ANNA M. VELAZQUEZ-DIRECTOR FEES	100.00
01/11/21	58374	DAVPAC	DAVID PACHECO	DAVID PACHECO-DIRECTOR FEES	100.00
01/11/21	58375	ALE20	LUIS ALEJO	LUIS ALEJO-DIRECTOR FEES	100.00
01/11/21	58376	CAR65	MARY ANN CARBONE	MARY ANN CARBONE-DIRECTOR FEES	100.00
01/11/21	58377	MICLEB	MICHAEL Le BARRE	MICHAEL Le BARRE-DIRECTOR FEES	100.00
01/11/21	58378	BAR50	TONY BARRERA	TONY BARRERA-DIRECTOR FEES	100.00
					600.00
01/11/21	ACH0000142	ALB20	DANIEL T. ALBERT	DANIEL T. ALBERT-DIRECTOR FEES	100.00
01/11/21	ACH0000143	JEFBAR	JEFFREY BARON	JEFFREY BARON-DIRECTOR FEES	100.00
01/11/21	ACH0000144	JOSAME	JOSEPH A. AMELIO	JOSEPH A. AMELIO-DIRECTOR FEES	100.00
01/11/21	ACH0000145	WOR11	LORRAINE WORTHY	LORRAINE WORTHY-DIRECTOR FEES	100.00
					400.00
01/11/21	58379	DAVBUR	DAVID BURNETT	DAVID BURNETT-DIRECTOR FEES	100.00
01/11/21	58380	PATLIN	PAT LINTELL	PAT LINTELL-DIRECTOR FEES	100.00

Board Report

MONTEREY-SALINAS TRANSIT DISTRICT

February 8, 2021 3:44 PM

Page 8

LLEE

Check Date	Check No.	No.	Name	Description	Amount (\$)
					200.00
01/22/21	58381	ATO10	A TOOL SHED, INC.	FY21 EQUIPMENT RENTAL	126.50
01/22/21	58382	ACEPOR	ACE PORTABLE SERVICES	FY21 PORTABLE RESTROOMS	135.93
01/22/21	58383	AFLAC	AFLAC	SUPPLEMENTAL INS - DECEMBER 2020	6,050.22
01/22/21	58384	AIR10	AIRTEC SERVICE	FY21 HVAC SERVICE FOR 2020/2021	148.00
01/22/21	58385	ALL40	ALL AMERICAN MAILING, INC.	MAILING ANNUAL REPORTS	583.03
01/22/21	58386	ALL13	ALLIED UNIVERSAL COMPANY	Patrol Services 12/1/20-12/31/20	21,217.08
01/22/21	58387	ALV11	ALVAREZ TECHNOLOGY GROUP, INC	High Speed network upgrade	7.65
01/22/21	58387	ALV11	ALVAREZ TECHNOLOGY GROUP, INC	High Speed network upgrade	2,059.38
01/22/21	58388	AME50	AMERICAN SUPPLY COMPANY	FY21 SUPPLIES	72.28
01/22/21	58388	AME50	AMERICAN SUPPLY COMPANY	FY21 SUPPLIES	217.05
01/22/21	58388	AME50	AMERICAN SUPPLY COMPANY	FY21 SUPPLIES	130.94
01/22/21	58388	AME50	AMERICAN SUPPLY COMPANY	FY21 SUPPLIES	768.62
01/22/21	58388	AME50	AMERICAN SUPPLY COMPANY	FY21 SUPPLIES	309.35
01/22/21	58388	AME50	AMERICAN SUPPLY COMPANY	FY21 SUPPLIES	840.09
01/22/21	58388	AME50	AMERICAN SUPPLY COMPANY	FY21 SUPPLIES	30.63
01/22/21	58388	AME50	AMERICAN SUPPLY COMPANY	FY21 SUPPLIES	196.55
01/22/21	58388	AME50	AMERICAN SUPPLY COMPANY	FY21 COVID-19 SUPPLIES	484.85
01/22/21	58389	APE10	ASAP SIGNS & PRINTING		52.15
01/22/21	58390	ATT10	AT&T	TELEPHONE SERVICE	343.39
01/22/21	58391	ATT16	AT&T CALNET		2,440.75
01/22/21	58391	ATT16	AT&T CALNET		12.96
01/22/21	58391	ATT16	AT&T CALNET		643.62
01/22/21	58391	ATT16	AT&T CALNET		3,307.84
01/22/21	58391	ATT16	AT&T CALNET	12/15/20-1/14/21	106.10
01/22/21	58391	ATT16	AT&T CALNET	12/15/20-1/14/21	1,996.48
01/22/21	58392	RED20	BECK'S SHOE STORE, INC.	FY21 Safety boots - GARCIA, FRANCISCO	148.58
01/22/21	58392	RED20	BECK'S SHOE STORE, INC.	FY21 Safety boots - CABRERA, JACOB	162.51
01/22/21	58392	RED20	BECK'S SHOE STORE, INC.	FY21 Safety boots - NIEVES, ROMELL	185.73
01/22/21	58393	CSC10	C S C OF SALINAS	FY21 SHOP SUPPLIES/VEHICLE PARTS	179.65
01/22/21	58393	CSC10	C S C OF SALINAS	FY21 SHOP SUPPLIES/VEHICLE PARTS	98.98
01/22/21	58393	CSC10	C S C OF SALINAS	FY21 SHOP SUPPLIES/VEHICLE PARTS	167.28
01/22/21	58393	CSC10	C S C OF SALINAS	FY21 SHOP SUPPLIES/VEHICLE PARTS	812.25
01/22/21	58394	CAL82	CALIFORNIA TRANSPORT LLC	FY21 TOWING SERVICES	375.00
01/22/21	58395	CAL92	CALIFORNIA WATER SERV CO	WATER SERVICE	369.94
01/22/21	58396	CHI20	CHIDLAW MARKETING	MARKETING SERVICES - 3 year contract 2018-	713.00
01/22/21	58399	CIN20	CINTAS CORPORATION	FY21 UNIFORM LAUNDRY	289.94
01/22/21	58399	CIN20	CINTAS CORPORATION	FY21 UNIFORM LAUNDRY	231.37
01/22/21	58399	CIN20	CINTAS CORPORATION	FY21 UNIFORM LAUNDRY	218.90
01/22/21	58399	CIN20	CINTAS CORPORATION	FY21 UNIFORM LAUNDRY	172.10
01/22/21	58399	CIN20	CINTAS CORPORATION	FY21 UNIFORM LAUNDRY	170.04
01/22/21	58399	CIN20	CINTAS CORPORATION	FY21 UNIFORM LAUNDRY	207.20
01/22/21	58399	CIN20	CINTAS CORPORATION	FY21 UNIFORM LAUNDRY	476.22
01/22/21	58399	CIN20	CINTAS CORPORATION	FY21 UNIFORM LAUNDRY	728.13
01/22/21	58399	CIN20	CINTAS CORPORATION	FY21 UNIFORM LAUNDRY	476.22
01/22/21	58399	CIN20	CINTAS CORPORATION	FY21 UNIFORM LAUNDRY	470.04

Board Report

MONTEREY-SALINAS TRANSIT DISTRICT

February 8, 2021 3:44 PM

Page 9

LLEE

Check Date	Check No.	No.	Name	Description	Amount (\$)
01/22/21	58399	CIN20	CINTAS CORPORATION	FY21 UNIFORM LAUNDRY	109.23
01/22/21	58399	CIN20	CINTAS CORPORATION	FY21 UNIFORM LAUNDRY	1,007.32
01/22/21	58399	CIN20	CINTAS CORPORATION	FY21 UNIFORM LAUNDRY	971.44
01/22/21	58399	CIN20	CINTAS CORPORATION	FY21 UNIFORM LAUNDRY	1,009.38
01/22/21	58399	CIN20	CINTAS CORPORATION	FY21 UNIFORM LAUNDRY	1,029.23
01/22/21	58399	CIN20	CINTAS CORPORATION	FY21 UNIFORM LAUNDRY	966.54
01/22/21	58399	CIN20	CINTAS CORPORATION	FY21 UNIFORM LAUNDRY	904.84
01/22/21	58399	CIN20	CINTAS CORPORATION	FY21 UNIFORM LAUNDRY	952.63
01/22/21	58399	CIN20	CINTAS CORPORATION	FY21 UNIFORM LAUNDRY	415.15
01/22/21	58399	CIN20	CINTAS CORPORATION	FY21 UNIFORM LAUNDRY	1,079.62
01/22/21	58399	CIN20	CINTAS CORPORATION	FY21 UNIFORM LAUNDRY	3,528.78
01/22/21	58399	CIN20	CINTAS CORPORATION	FY21 UNIFORM LAUNDRY	1,121.67
01/22/21	58400	CIT27	CITY OF MONTEREY	INET charges - 7/1/20-6/30/21	697.75
01/22/21	58401	CLE20	CLEAR BLU ENVIRONMENTAL	FY21 EQUIPMENT MAINT.	1,180.66
01/22/21	58402	COM10	COMMERCIAL TRUCK CO.	VEHICLE MAINT PARTS	18.22
01/22/21	58402	COM10	COMMERCIAL TRUCK CO.	VEHICLE MAINT PARTS	391.88
01/22/21	58402	COM10	COMMERCIAL TRUCK CO.	2969	475.71
01/22/21	58403	COS30	COSTCO WHOLESALE	EOY 2020 PHOTO- TREVINO	110.89
01/22/21	58404	DALROJ	DALIA ROJAS	GARNISH/1897	230.77
01/22/21	58405	DEV10	DEVIN-DURHAM-BURK	GARNISH/1877	69.23
01/22/21	58406	DIR10	DIRECT TV	TV SERVICE	71.99
01/22/21	58406	DIR10	DIRECT TV	TV SERVICE	52.76
01/22/21	58407	DOC20	DOCTORS ON DUTY MEDICAL GROUP	FY21 PHYSICALS - PRECIADO, JUAN	150.00
01/22/21	58407	DOC20	DOCTORS ON DUTY MEDICAL GROUP	FY21 PHYSICALS - FRALEY, VANTONIO	150.00
01/22/21	58408	ENV10	ENVIRONMENTAL LOGISTICS, INC.	FY21 HAZARDOUS WASTE DISPOSAL	1,058.85
01/22/21	58408	ENV10	ENVIRONMENTAL LOGISTICS, INC.	FY21 HAZARDOUS WASTE DISPOSAL	1,807.50
01/22/21	58408	ENV10	ENVIRONMENTAL LOGISTICS, INC.	FY21 HAZARDOUS WASTE DISPOSAL	1,952.50
01/22/21	58409	FAS20	FASTENAL COMPANY	FY21 MAINT SUPPLIES/VEH MAINT PARTS	90.38
01/22/21	58409	FAS20	FASTENAL COMPANY	FY21 MAINT SUPPLIES/VEH MAINT PARTS	140.60
01/22/21	58410	GIL10	GILLIG LLC	142	1,461.91
01/22/21	58412	GRA30	GRAINGER	FY21 SHOP/MAINT SUPPLIES	29.51
01/22/21	58412	GRA30	GRAINGER	FY21 SHOP/MAINT SUPPLIES	62.06
01/22/21	58412	GRA30	GRAINGER	FY21 SHOP/MAINT SUPPLIES	9.69
01/22/21	58412	GRA30	GRAINGER	FY21 SHOP/MAINT SUPPLIES	78.66
01/22/21	58412	GRA30	GRAINGER	FY21 SHOP/MAINT SUPPLIES	20.16
01/22/21	58412	GRA30	GRAINGER	FY21 SHOP/MAINT SUPPLIES	19.01
01/22/21	58412	GRA30	GRAINGER	FY21 SHOP/MAINT SUPPLIES	84.11
01/22/21	58412	GRA30	GRAINGER	FY21 SHOP/MAINT SUPPLIES	27.28
01/22/21	58412	GRA30	GRAINGER	FY21 SHOP/MAINT SUPPLIES	55.09
01/22/21	58412	GRA30	GRAINGER	FY21 SHOP/MAINT SUPPLIES	11.32
01/22/21	58412	GRA30	GRAINGER	FY21 SHOP/MAINT SUPPLIES	26.64
01/22/21	58412	GRA30	GRAINGER	FY21 SHOP/MAINT SUPPLIES	34.34
01/22/21	58412	GRA30	GRAINGER	FY21 SHOP/MAINT SUPPLIES	178.09
01/22/21	58412	GRA30	GRAINGER	FY21 SHOP/MAINT SUPPLIES	34.10
01/22/21	58412	GRA30	GRAINGER	FY21 SHOP/MAINT SUPPLIES	390.46
01/22/21	58413	GRE30	GREEN RUBBER-KENNEDY AG	COVID-19	1,223.34
01/22/21	58414	GRE50	GREEN VALLEY INDUSTRIAL SUPPLY INC		13.66
01/22/21	58414	GRE50	GREEN VALLEY INDUSTRIAL SUPPLY INC	FY21 BUILDING AND EQUIPMENT MAINT	208.65

Board Report

MONTEREY-SALINAS TRANSIT DISTRICT

February 8, 2021 3:45 PM

Page 10

LLEE

Check Date	Check No.	No.	Name	Description	Amount (\$)
01/22/21	58415	GRE60	GREENWASTE RECOVERY, INC.	WASTE DISPOSAL	252.54
01/22/21	58416	GRE60	GREENWASTE RECOVERY, INC.	WASTE DISPOSAL	823.98
01/22/21	58417	HDR10	HDR ENGINEERING, INC.	FY21 ZERO EMISSION BUS ANALYSIS & ROLL	10,077.00
01/22/21	58418	ICM10	ICMA RETIREMENT TRUST-457	EE CONTRIBUTIONS	2,011.53
01/22/21	58419	IMP10	IMPERIAL SUPPLIES LLC	FY21 SHOP SUPPLIES	185.99
01/22/21	58420	INT11	INTEGRITY PRINT & DESIGN LLC	FY21 PRINTING MISC.	299.35
01/22/21	58421	INT80	INTERSTATE BATTERY SYSTEM	Shelters	210.56
01/22/21	58422	IPR10	iPRINT TECHNOLOGIES	FY21 TONER CARTRIDGE	155.14
01/22/21	58422	IPR10	iPRINT TECHNOLOGIES	FY21 TONER CARTRIDGE	199.93
01/22/21	58423	JOH20	JOHNSON ASSOCIATES	2973	651.80
01/22/21	58423	JOH20	JOHNSON ASSOCIATES	FY21 VEHICLE MAINT PARTS	40.15
01/22/21	58424	JOSRAM	JOSEFINO RAMOS	SAFTEY BOOT REIMBURSEMENT	174.79
01/22/21	58425	KIM20	KIMLEY-HORN & ASSOCIATES, INC	DESIGN/ENGINEERING	38,670.35
01/22/21	58426	LAH10	L.A. HEARNE COMPANY	KING CITY LAND MOWED DOWN	1,480.00
01/22/21	58427	LAN10	LANGUAGE LINE SERVICES	FY21 Language Interpretation/Translation	110.50
01/22/21	58428	LAR10	LARGE'S METAL FABRICATION, INC	FY21 METAL FABRICATION	2,564.64
01/22/21	58428	LAR10	LARGE'S METAL FABRICATION, INC	FY21 METAL FABRICATION	991.44
01/22/21	58429	LIF10	LIFT-U	2946	227.07
01/22/21	58429	LIF10	LIFT-U	2217	96.67
01/22/21	58429	LIF10	LIFT-U	2180	226.82
01/22/21	58429	LIF10	LIFT-U	2983	65.81
01/22/21	58429	LIF10	LIFT-U	0015	169.28
01/22/21	58430	MAR27	MARINA COAST WATER DIST	WATER SERVICE/MTX	375.11
01/22/21	58431	MON21	MBS BUSINESS SYSTEMS	FY21 COPIER MAINTENANCE	189.88
01/22/21	58432	MES10	MEDICAL EYE SERVICES, INC.	VISION INSURANCE - FEBRUARY 2021	2,714.55
01/22/21	58433	MON60	MONTEREY BAY ANALYTICAL SERV	FY21 INSPECTION	930.00
01/22/21	58434	MON19	MONTEREY BAY ECONOMIC PARTNERSH	MBEP ANNUAL MEMBERSHIP	5,000.00
01/22/21	58435	MON11	MONTEREY CITY DISPOSAL	WASTE DISPOSAL SERVICES/TDA	934.11
01/22/21	58436	MON50	MONTEREY REGIONAL WASTE	WASTE DISPOSAL	212.75
01/22/21	58437	MOO10	MOODY'S INVESTORS SERVICE INC.	Investment Grade Rating MST for TIFIA Loan	17,000.00
01/22/21	58438	MVT11	MV TRANSPORTATION INC.	COVID-19 DAILY BUS SANITATION 11/20	11,233.28
01/22/21	58439	NAP10	NAPA AUTO PARTS OF SALINAS	2240	60.05
01/22/21	58440	NAT55	NATIONAL PEN CO, LLC	Mobility Svs. (Measure Q) Giveaway. Sanitnizer	1,170.01
01/22/21	58441	NAV10	NAVIA BENEFIT SOLUTIONS CLIENT PAY	FSA	1,362.79
01/22/21	58442	NAV10	NAVIA BENEFIT SOLUTIONS CLIENT PAY	12/1/20 - 12/31/20	346.25
01/22/21	58443	NAV10	NAVIA BENEFIT SOLUTIONS CLIENT PAY	FSA	1,985.76
01/22/21	58445	NORCAL	NORCAL KENWORTH SERVICE	2974	387.12
01/22/21	58445	NORCAL	NORCAL KENWORTH SERVICE	2956	272.15
01/22/21	58445	NORCAL	NORCAL KENWORTH SERVICE	2956	118.98
01/22/21	58445	NORCAL	NORCAL KENWORTH SERVICE	2230	761.66
01/22/21	58445	NORCAL	NORCAL KENWORTH SERVICE	2211	435.57
01/22/21	58445	NORCAL	NORCAL KENWORTH SERVICE	2194	65.55
01/22/21	58445	NORCAL	NORCAL KENWORTH SERVICE	2194	652.19
01/22/21	58445	NORCAL	NORCAL KENWORTH SERVICE	2188	636.10
01/22/21	58445	NORCAL	NORCAL KENWORTH SERVICE	0003	508.42
01/22/21	58445	NORCAL	NORCAL KENWORTH SERVICE	0003	141.24
01/22/21	58445	NORCAL	NORCAL KENWORTH SERVICE	0020	45.81
01/22/21	58445	NORCAL	NORCAL KENWORTH SERVICE	0016	267.53

Board Report

MONTEREY-SALINAS TRANSIT DISTRICT

February 8, 2021 3:45 PM

Page 11

LLEE

Check Date	Check No.	No.	Name	Description	Amount (\$)
01/22/21	58445	NORCAL	NORCAL KENWORTH SERVICE	0003	400.63
01/22/21	58446	OVER10	OVERHEAD DOOR CO. OF SALINAS	FY21 BUILDING AND EQUIPMENT MAINT	200.00
01/22/21	58446	OVER10	OVERHEAD DOOR CO. OF SALINAS	FY21 BUILDING AND EQUIPMENT MAINT	54.57
01/22/21	58447	PAC05	PACIFIC CLAIMS MANAGEMENT	FY21 WORKER'S COMP ADMINISTRATOR	87.00
01/22/21	58448	PAC20	PACIFIC GAS AND ELECTRIC CO	UTILITIES	18,075.45
01/22/21	58448	PAC20	PACIFIC GAS AND ELECTRIC CO	UTILITIES	218.37
01/22/21	58448	PAC20	PACIFIC GAS AND ELECTRIC CO	UTILITIES	42.10
01/22/21	58449	PAC60	PACIFIC TRUCK PARTS INC	2189	12.14
01/22/21	58449	PAC60	PACIFIC TRUCK PARTS INC	2212	186.44
01/22/21	58450	PAC80	PACIFIC WEST WATER	WATER DISPENSER RENTAL	650.35
01/22/21	58450	PAC80	PACIFIC WEST WATER	WATER DISPENSER RENTAL	325.17
01/22/21	58450	PAC80	PACIFIC WEST WATER	WATER DISPENSER RENTAL	1,300.70
01/22/21	58451	PDQ10	PDQ.COM CORPORATION	PDQ Software	1,500.00
01/22/21	58452	PIN30	PINNACLE HEALTHCARE	FY21 PHYSICAL EXAMS -RUELAS,J.& URIBE	110.00
01/22/21	58452	PIN30	PINNACLE HEALTHCARE	FY21 PHYSICAL EXAMS -GEORGE & PAAT	110.00
01/22/21	58452	PIN30	PINNACLE HEALTHCARE	FY21 PHYSICAL EXAMS - GUERRERO, R	55.00
01/22/21	58452	PIN30	PINNACLE HEALTHCARE	FY21 PHYSICAL EXAMS - CASTOR & ORTEZA	110.00
01/22/21	58452	PIN30	PINNACLE HEALTHCARE	FY21 PHYSICAL EXAMS - GARCIA, R	55.00
01/22/21	58452	PIN30	PINNACLE HEALTHCARE	FY21 PHYSICAL EXAMS - FIGUEROA	75.00
01/22/21	58452	PIN30	PINNACLE HEALTHCARE	FY21 PHYSICAL EXAMS - SANCHEZ, E	55.00
01/22/21	58452	PIN30	PINNACLE HEALTHCARE	FY21 PHYSICAL EXAMS - NIEVES	75.00
01/22/21	58453	PRE40	PREFERRED ALLIANCE INC	FY21 DRUG & ALCOHOL TESTING	715.00
01/22/21	58454	PRE10	PREFERRED BENEFIT	DENTAL INS. - 1/1/21 - 1/31/21	18,080.00
01/22/21	58455	PRE30	PREMIUM AUTO PARTS INC.	FY21 VEHICLE MAINT PARTS/SHOP SUPPLIE	42.39
01/22/21	58456	CAL60	PRISM	WC EXCESS INSURANCE -JAN-MAR 2021	1,207.50
01/22/21	58457	SAF20	SAFETEQUIP, INC.	FY21 SAFETY & PROTECTIVE SUPPLIES	47.95
01/22/21	58457	SAF20	SAFETEQUIP, INC.	FY21 SAFETY & PROTECTIVE SUPPLIES	229.43
01/22/21	58457	SAF20	SAFETEQUIP, INC.	FY21 SAFETY & PROTECTIVE SUPPLIES	198.84
01/22/21	58458	SAF1S	SAFETY-KLEEN CORP	FY21 HAZ WASTE SOLVENT FOR SHOP	98.33
01/22/21	58458	SAF1S	SAFETY-KLEEN CORP	FY21 HAZ WASTE SOLVENT FOR SHOP	452.86
01/22/21	58459	SAL16	SAL'S TAXI	FY21 TAXI VOUCHER - NOV. 2020	3,290.00
01/22/21	58459	SAL16	SAL'S TAXI	#157-5 Sept,#157-6 Oct,#157-7 Nov.	-1,500.00
01/22/21	58460	SALTOY	SALINAS TOYOTA SCION HYUNDAI	005	179.96
01/22/21	58461	PRO60	SAN LORENZO LUMBER	FY21 BUILDING AND EQUIPMENT MAINT	28.50
01/22/21	58461	PRO60	SAN LORENZO LUMBER	FY21 BUILDING AND EQUIPMENT MAINT	18.42
01/22/21	58461	PRO60	SAN LORENZO LUMBER	FY21 BUILDING AND EQUIPMENT MAINT	106.14
01/22/21	58461	PRO60	SAN LORENZO LUMBER	FY21 BUILDING AND EQUIPMENT MAINT	63.09
01/22/21	58461	PRO60	SAN LORENZO LUMBER	FY21 BUILDING AND EQUIPMENT MAINT	91.68
01/22/21	58461	PRO60	SAN LORENZO LUMBER	FY21 BUILDING AND EQUIPMENT MAINT	99.73
01/22/21	58461	PRO60	SAN LORENZO LUMBER	FY21 BUILDING AND EQUIPMENT MAINT	54.52
01/22/21	58461	PRO60	SAN LORENZO LUMBER	FY21 BUILDING AND EQUIPMENT MAINT	507.04
01/22/21	58462	COA50	SC FUELS	FY21 DIESEL CJW AND TDA	15,994.52
01/22/21	58463	COA51	SC FUELS	FY21 FUEL-SHIP TO MV	23,246.40
01/22/21	58464	SCL10	SC LUBRICANTS LLC	FY21 Gasoline and DEF for CJW and TDA	467.50
01/22/21	58464	SCL10	SC LUBRICANTS LLC	FY21 Gasoline and DEF for CJW and TDA	489.50
01/22/21	58464	SCL10	SC LUBRICANTS LLC	FY21 Gasoline and DEF for CJW and TDA	467.50
01/22/21	58464	SCL10	SC LUBRICANTS LLC	FY21 Gasoline and DEF for CJW and TDA	1,760.45
01/22/21	58465	SCR10	SCR TTC	Annual Membership July 1-June 30, 2021	1,000.00

Board Report

MONTEREY-SALINAS TRANSIT DISTRICT

February 8, 2021 3:45 PM

Page 12

LLEE

Check Date	Check No.	No.	Name	Description	Amount (\$)
01/22/21	58466	SHE10	SHERWIN-WILLIAMS CO	FY21 PAINTING SUPPLIES	118.58
01/22/21	58467	SLO10	SLOAN CAMPI	RELOCATION REIMBURSEMENT	678.31
01/22/21	58468	SUN10	SUNSTAR MEDIA	FY21 Mobility Website Marketing Services	200.00
01/22/21	58469	TAR10	TARGET PEST CONTROL, INC.	FY21 PEST CONTROL	120.00
01/22/21	58469	TAR10	TARGET PEST CONTROL, INC.	FY21 PEST CONTROL	40.00
01/22/21	58470	TEN1S	TENNANT SALES AND SERVICE	FY21 EQUIPMENT MAINT	235.18
01/22/21	58470	TEN1S	TENNANT SALES AND SERVICE	FY21 EQUIPMENT MAINT	235.18
01/22/21	58470	TEN1S	TENNANT SALES AND SERVICE	FY21 EQUIPMENT MAINT	176.07
01/22/21	58470	TEN1S	TENNANT SALES AND SERVICE	FY21 EQUIPMENT MAINT	487.00
01/22/21	58471	HAR30	THE HARTFORD	LIFE INSURANCE 1/1/21- 1/31/21	3,429.21
01/22/21	58472	THE70	THERMO KING OF SALINAS IN	FY21 A/C Service	317.67
01/22/21	58472	THE70	THERMO KING OF SALINAS IN	FY21 A/C Service	525.35
01/22/21	58472	THE70	THERMO KING OF SALINAS IN	FY21 A/C Service	1,102.98
01/22/21	58472	THE70	THERMO KING OF SALINAS IN	FY21 A/C Service	175.11
01/22/21	58472	THE70	THERMO KING OF SALINAS IN	FY21 A/C Service	72.89
01/22/21	58472	THE70	THERMO KING OF SALINAS IN		-87.56
01/22/21	58473	WAL2S	THOMAS WALTERS AND ASSOC INC	FY21 CONSULTANT - JAN. 2021	4,500.00
01/22/21	58474	TOL10	TOLAR MFG CO. INC	DOMESTIC PLASTIC UNITS FOR JAZZ	7,988.25
01/22/21	58475	TOY10	TOYOTA MATERIAL HANDLING NORTH. C	EQUIPMENT MAINTENANCE GSA forklift	1,306.23
01/22/21	58476	TRA6S	TRABON PRINTING	2021 Passenger Calendars	273.39
01/22/21	58477	TRA1S	TRANSAMERICA LIFE INSURANCE CO	SUPPLEMENTAL LIFE INS.	69.98
01/22/21	58478	USB1S	U.S. BANK CORP PAYMENT SYSTEM	CAL-CARD/MISC PURCHASES 12/20	7,088.64
01/22/21	58479	KON10	U.S.BANK EQUIPMENT FINANCE	FY21 COPIER LEASE - MULTIPLE LOCATIONS	321.48
01/22/21	58480	KON10	U.S.BANK EQUIPMENT FINANCE	FY21 COPIER LEASE - MULTIPLE LOCATIONS	3,495.07
01/22/21	58481	UNI70	UNITED SITE SERVICES	FY21 PORTABLE RESTROOM / SERVICES	212.37
01/22/21	58481	UNI70	UNITED SITE SERVICES	FY21 PORTABLE RESTROOM / SERVICES	355.59
01/22/21	58482	VAL20	VALLEY PACIFIC PETROLEUM	FY21 LUBRICANTS	1,556.25
01/22/21	58483	VAL60	VALLEY POWER SYSTEMS INC	2176	2,017.63
01/22/21	58483	VAL60	VALLEY POWER SYSTEMS INC	2176	508.17
01/22/21	58483	VAL60	VALLEY POWER SYSTEMS INC	2176	1,070.71
01/22/21	58483	VAL60	VALLEY POWER SYSTEMS INC	2183	16.32
01/22/21	58483	VAL60	VALLEY POWER SYSTEMS INC	2214	46.49
01/22/21	58483	VAL60	VALLEY POWER SYSTEMS INC	2214	13.63
01/22/21	58483	VAL60	VALLEY POWER SYSTEMS INC	2967	184.80
01/22/21	58483	VAL60	VALLEY POWER SYSTEMS INC	2176	-582.30
01/22/21	58483	VAL60	VALLEY POWER SYSTEMS INC	0002	71.01
01/22/21	58484	UNI15	WESTGATE CENTER FOR LEADERSHIP	Transit Program Registration- Sloan Campi	1,245.00
01/22/21	58485	WIL40	WILLIAMSON BODY AND PAINT	FY21 PHYS DAMAGE/BUS REPAIRS	1,770.00
01/22/21	58485	WIL40	WILLIAMSON BODY AND PAINT	FY21 Bus Painting	817.63
01/22/21	58486	WOR55	WORK WORLD AMERICA INC	FY21 BOOTS - COSTALES, HONESTO	185.70
					315,633.50
01/22/21	58490	GIL10	GILLIG LLC	2008	163.64
01/22/21	58490	GIL10	GILLIG LLC	2101	93.10
01/22/21	58490	GIL10	GILLIG LLC	2101	65.51
01/22/21	58490	GIL10	GILLIG LLC	2107	430.73
01/22/21	58490	GIL10	GILLIG LLC	2113	890.08

Board Report

MONTEREY-SALINAS TRANSIT DISTRICT

February 8, 2021 3:45 PM

Page 13

LLEE

Check Date	Check No.	No.	Name	Description	Amount (\$)
01/22/21	58490	GIL10	GILLIG LLC	2117	60.68
01/22/21	58490	GIL10	GILLIG LLC	2119	28.46
01/22/21	58490	GIL10	GILLIG LLC	2127	69.18
01/22/21	58490	GIL10	GILLIG LLC	2156	98.25
01/22/21	58490	GIL10	GILLIG LLC	2168	402.58
01/22/21	58490	GIL10	GILLIG LLC	2169	76.91
01/22/21	58490	GIL10	GILLIG LLC	2173	416.32
01/22/21	58490	GIL10	GILLIG LLC	2179	400.65
01/22/21	58490	GIL10	GILLIG LLC	2184	85.31
01/22/21	58490	GIL10	GILLIG LLC	2198	97.80
01/22/21	58490	GIL10	GILLIG LLC	2206	78.71
01/22/21	58490	GIL10	GILLIG LLC	2213	725.69
01/22/21	58490	GIL10	GILLIG LLC	2219	1,000.57
01/22/21	58490	GIL10	GILLIG LLC	2222	523.58
01/22/21	58490	GIL10	GILLIG LLC	2228	97.24
01/22/21	58490	GIL10	GILLIG LLC	2231	299.63
01/22/21	58490	GIL10	GILLIG LLC	2234	1.29
01/22/21	58490	GIL10	GILLIG LLC	2235	210.96
01/22/21	58490	GIL10	GILLIG LLC	2235	58.73
01/22/21	58490	GIL10	GILLIG LLC	2238	120.06
01/22/21	58490	GIL10	GILLIG LLC	2241	226.99
01/22/21	58490	GIL10	GILLIG LLC	2242	870.19
01/22/21	58490	GIL10	GILLIG LLC	2878	380.86
01/22/21	58490	GIL10	GILLIG LLC	2897	471.57
01/22/21	58490	GIL10	GILLIG LLC	2912	274.71
01/22/21	58490	GIL10	GILLIG LLC	2951	1,002.40
01/22/21	58490	GIL10	GILLIG LLC	2954	144.33
01/22/21	58490	GIL10	GILLIG LLC	2955	235.73
01/22/21	58490	GIL10	GILLIG LLC	2955	99.17
01/22/21	58490	GIL10	GILLIG LLC	2955	164.83
01/22/21	58490	GIL10	GILLIG LLC	2970	158.35
01/22/21	58490	GIL10	GILLIG LLC	2975	1,447.64
01/22/21	58490	GIL10	GILLIG LLC	2980	523.08
01/22/21	58490	GIL10	GILLIG LLC	2984	538.74
					13,034.25
01/21/21	58491	BAR11	BARRY MIRKIN	RENT -15 LINCOLN AVENUE	6,905.22
01/21/21	58492	FAO10	FAO-USAED, SACRAMENTO	Rent-Real Estate OMC-DACA***-1-17-504	8,305.00
01/21/21	58493	LEH10	Lehman James Pinckney, Jr., Trustee	19 UPPER RAGS#100-LT NOTE	6,640.82
01/21/21	58494	MAR45	MARY H. NINO REVOCABLE TRUST	RENT- 201 PEARL ST, MONTEREY	2,040.00
01/21/21	58495	PIT30	PITNEY BOWES	POSTAGE ACCT 11226164	500.00
01/21/21	58496	MPPM1	PROFESSIONAL OFFICE CONDO	ASSOC DUES-19 UPPER RAGSDALE #200	8,099.57
01/21/21	58496	MPPM1	PROFESSIONAL OFFICE CONDO	ASSOC DUES-19 UPPER RAGSDALE #110	680.59
01/21/21	58497	SAF10	SAF KEEP STORAGE-DEL REY OAKS	STORAGE RENT-#267053 UNIT 1003	552.00
01/21/21	58497	SAF10	SAF KEEP STORAGE-DEL REY OAKS	STORAGE RENT-#267053 UNIT #4004	319.00

Board Report

MONTEREY-SALINAS TRANSIT DISTRICT

February 8, 2021 3:45 PM

Page 14

LLEE

Check Date	Check No.	No.	Name	Description	Amount (\$)
					34,042.20
Grand Total					2,189,821.67