

To: Board of Directors  
From: C. Sedoryk, General Manager/CEO  
Subject: Monthly Report – April 2018

Attached is a summary of monthly performance statistics for the Transportation, Maintenance, and Administration departments for April 2018.

During the month staff provided MST updates to the Salinas, Seaside, Marina and Pacific Grove city councils.

Attachment #1 – Dashboard Performance Statistics

Attachment #2 – Operations Dept. Report – April 2018

Attachment #3 – Facilities & Maintenance Dept. Report –April 2018

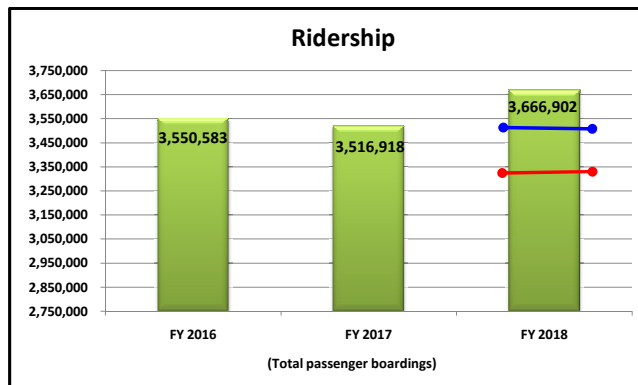
Attachment #4 – Administration Dept. Report – April 2018

A complete detail of Monthly Performance Statistics can be viewed within the GM Report at <http://www.mst.org/about-mst/board-of-directors/board-meetings/>

Prepared by:

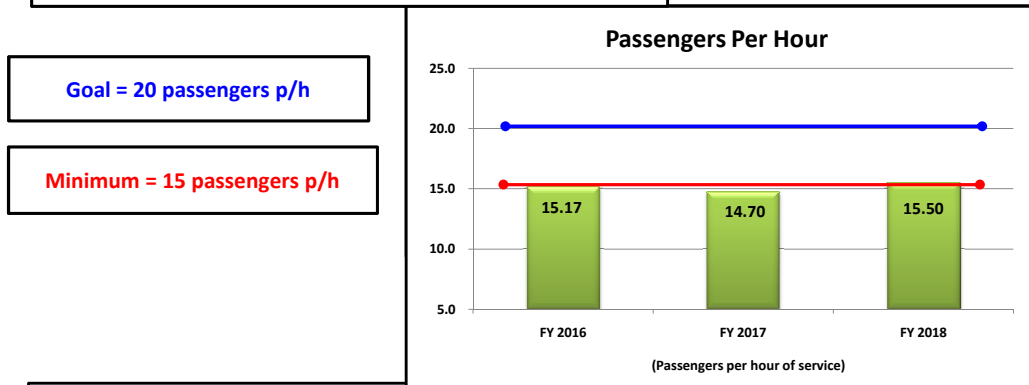


**MST Fixed Route**  
**YTD Dashboard Performance Comparative Statistics**  
**April 2018**  
**Fiscal Years 2016-2018**



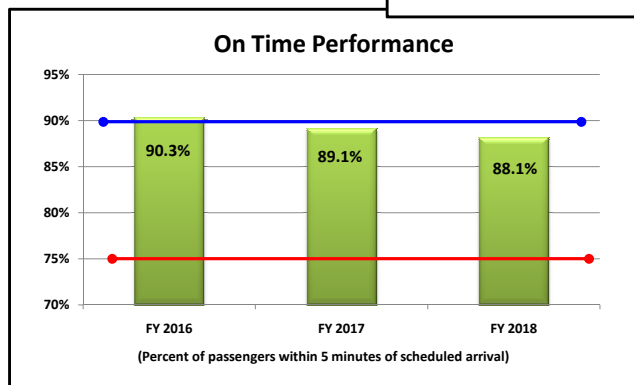
**Goal = 3,516,918  
passengers**

**Minimum = 3,341,072  
passengers**



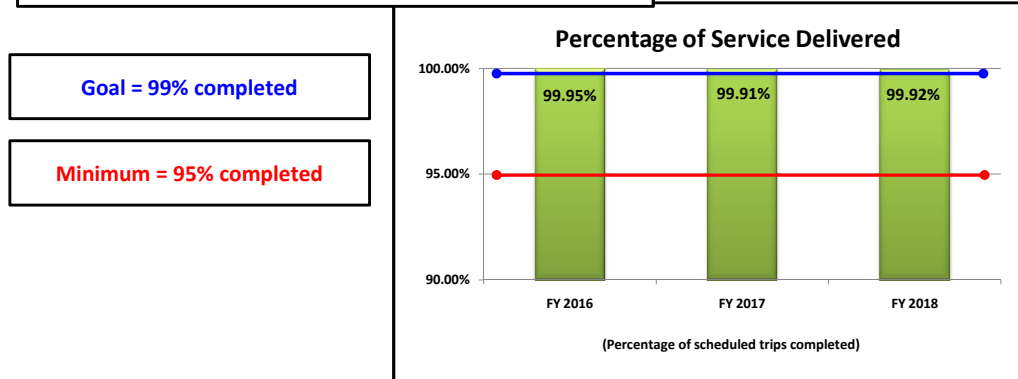
**Goal = 20 passengers p/h**

**Minimum = 15 passengers p/h**



**Goal = 90% on time**

**Minimum = 75% on time**



**Goal = 99% completed**

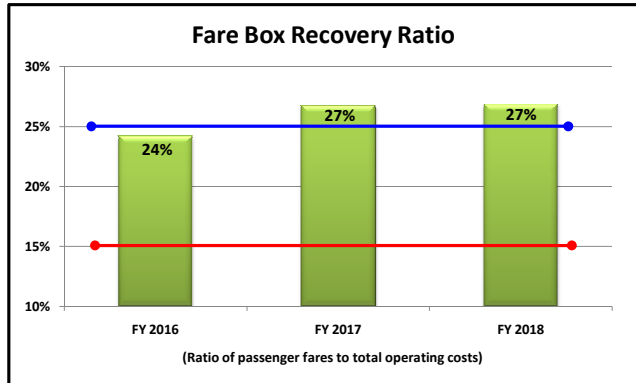
**Minimum = 95% completed**

# MST Fixed Route

## YTD Dashboard Performance Comparative Statistics

### April 2018

### Fiscal Years 2016-2018

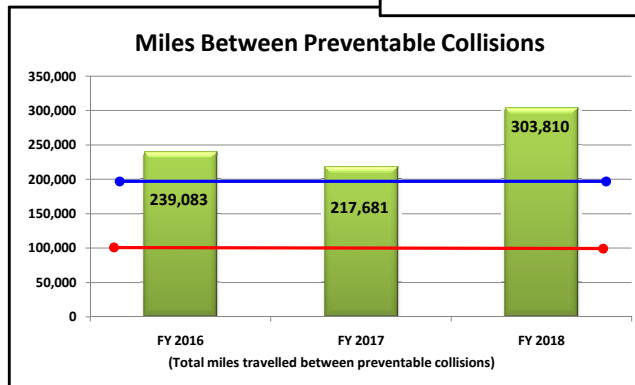
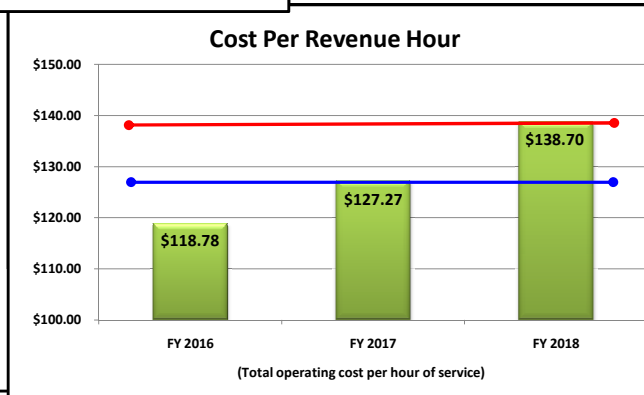


Goal = 25%

Minimum = 15%

Maximum = \$139.54 per RH

Goal = \$126.85 per RH

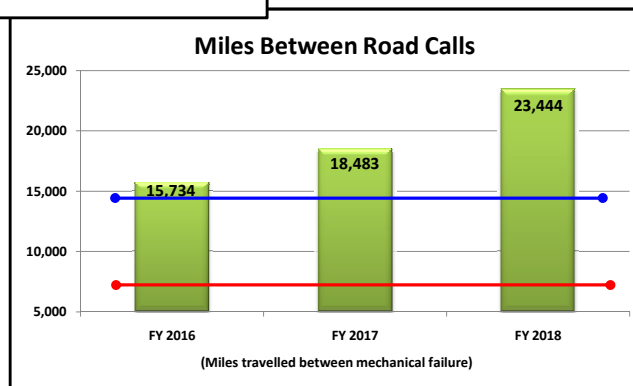


Goal = 200K Miles

Minimum = 100K Miles

Goal = 15K Miles

Minimum = 7K Miles

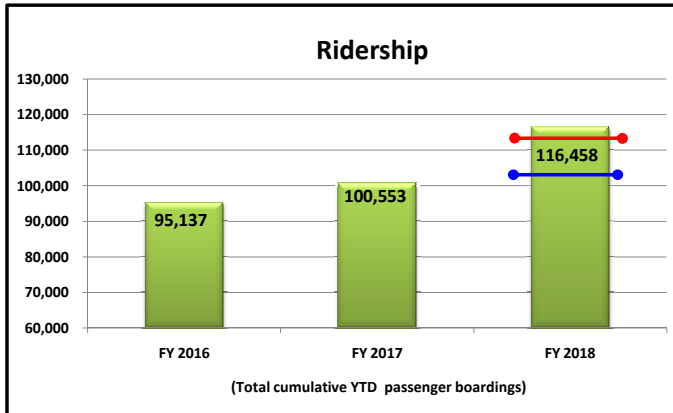


# MST RIDES

## YTD Dashboard Performance Comparative Statistics

### April 2018

### FY 2016-2018

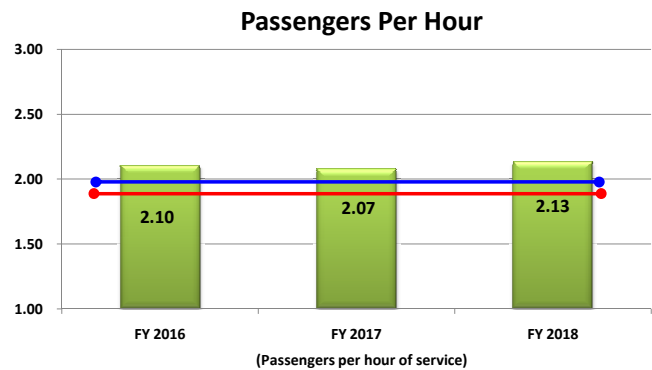


**Goal = 103,570 passengers**

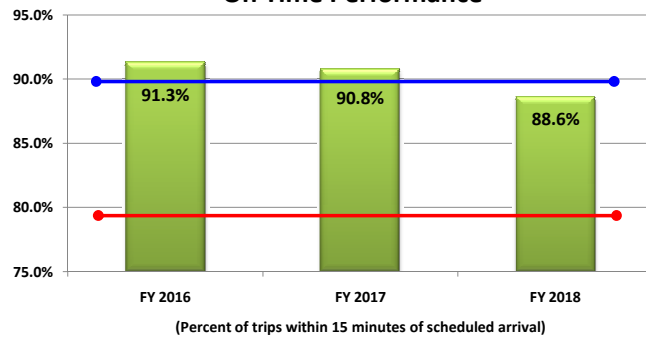
**Maximum = 113,927 passengers**

**Goal = 2.0 passengers p/h**

**Minimum = 1.8 passengers p/h**



### On Time Performance

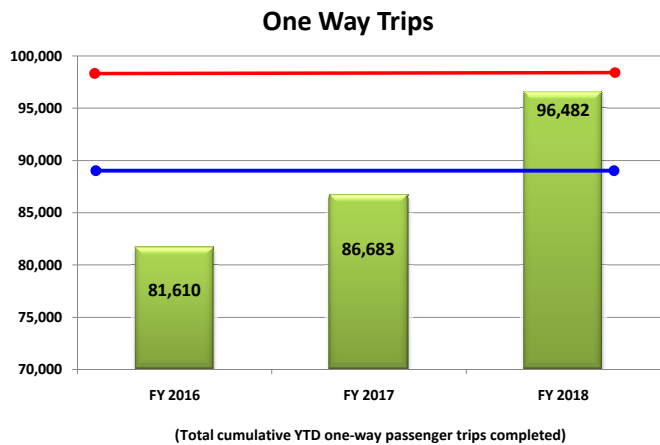


**Goal = 90% on time**

**Minimum = 80% on time**

**Maximum 98,212 one-way trips**

**Goal = 89,283 one way trips**



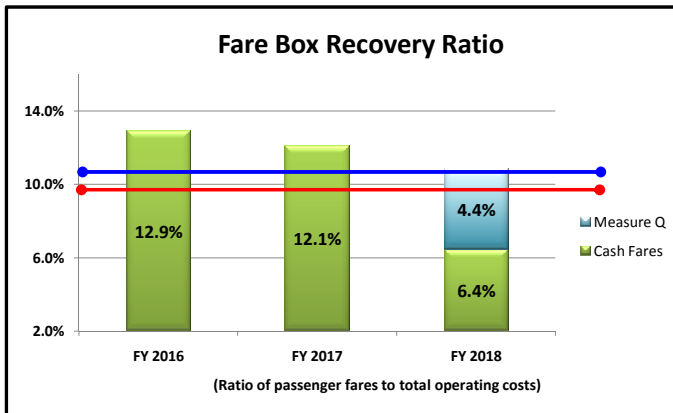


# MST RIDES

## YTD Dashboard Performance Comparative Statistics

### April 2018

### FY 2016-2018

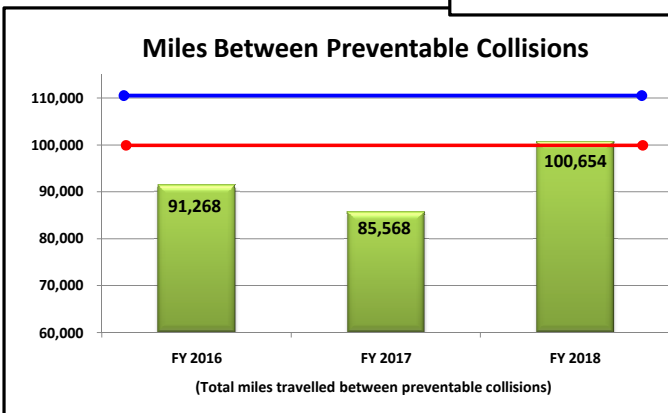
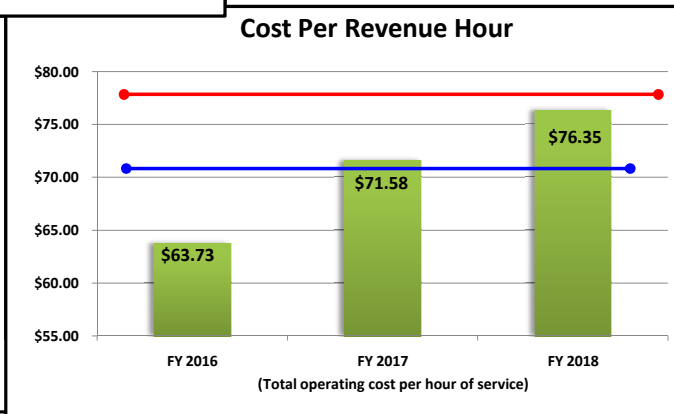


**Goal = 11%**

**Minimum = 10%**

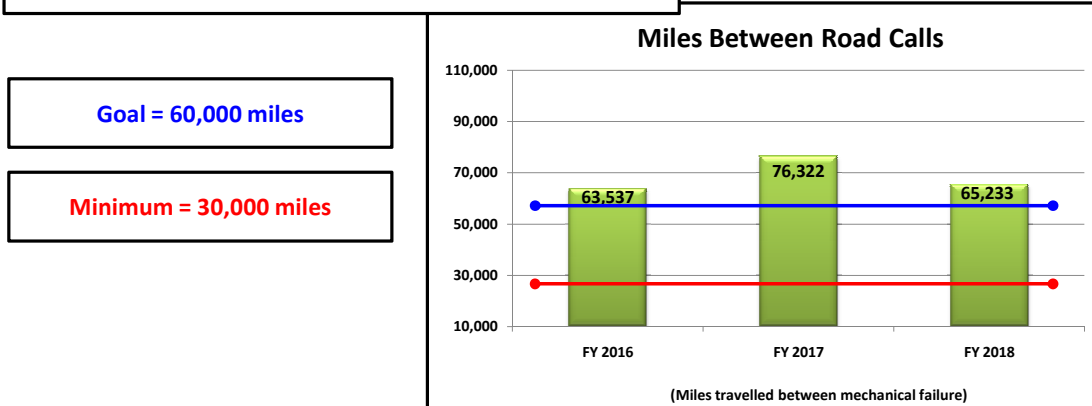
**Goal = \$71.58**

**Maximum = \$78.74**



**Goal = 110K Miles**

**Minimum = 100K Miles**



**Goal = 60,000 miles**

**Minimum = 30,000 miles**

May 25, 2018

To: Carl Sedoryk, General Manager / C.E.O.

From: Robert Weber, Chief Operating Officer

Cc: MST Board of Directors

Subject: **Transportation Department Monthly Report – April 2018**

---

## **FIXED ROUTE BUS OPERATIONS:**

### **System Wide Service: (Fixed Route & On Call Services):**

Preliminary boarding statistics indicate that ridership increased by 6.43% in April 2018, (359,574), as compared to April 2017, (337,863). For the Fiscal year – passenger boardings have increased by 4.35% as compared to last Fiscal year.

Productivity increased slightly from April of last year (14.6) to 15.0 passengers per hour in April of this year.

### **Supplemental / Special Services:**

April 7: Special services were deployed in support to the Monterey Aquarium's "Free to Learn" program. Services transported 62 passengers between the City of Santa Cruz and the Monterey Bay Aquarium.

### **System Wide Statistics:**

- Ridership: 359,574
- Vehicle Revenue Hours: 23,885
- Vehicle Revenue Miles: 389,994
- System Productivity: 15.0 Passengers Per Vehicle Revenue Hour
- One-Way Trips Provided: 33,490

**Time Point Adherence:** Of 133,851 total time-point crossings sampled for the month of April, the Transit Master™ system recorded 18,793 delayed arrivals to MST's published time-points system-wide. This denotes that **85.96%** of all scheduled arrivals at published time-points were on time. (*See MST Fixed-Route Bus ~~ On Time Compliance Chart **FY 2017 - 2018.***)

**Note:** Service arriving later than **5** minutes beyond the published time point is considered late. The on-time compliance chart, (attached), reflects system wide “on-time performance” as a percentage to the total number of reported time-point crossings.

**Cancelled Trips:** As listed below, there were a total of seventeen (17) cancelled trips for the month of April for both directly operated and contracted services:

<b>Total Trips Provided: 33,490</b>			
<b>Category</b>	<b>MST</b>	<b>MV</b>	<b>%</b>
Mechanical	3	4	41.18%
Staffing Shortage	5	0	29.41%
Traffic	5		29.41
<b>Totals</b>	<b>13</b>	<b>4</b>	<b>100%</b>

**Documented Occurrences:** MST Coach Operators are required to complete an occurrence report for any unusual incident that occurs during their work day. The information provided within these reports is used to identify trends, which often drive changes in policy or standard operating procedures. The following is a comparative summary of reported incidents for the month(s) of April 2017 and 2018:

<b>Occurrence Type</b>	<b>April-17</b>	<b>April-18</b>
Collision: MST Involved	6	7
Employee Injury	0	1
Medical Emergency	0	2
Object Hits Coach	0	2
Passenger Conflict	5	4
Passenger Fall	6	5
Passenger Injury	0	0
Other	9	4
Near Miss	1	0
Fuel / fluid Spill	3	1
Unreported Damage	1	0
<b>Totals</b>	<b>31</b>	<b>26</b>

## **CONTRACTED TRANSPORTATION SERVICES:**

### **MST RIDES ADA / ST Paratransit Program:**

Preliminary boarding statistics for the MST RIDES program reflect that for the month of April there were 12,523 passenger boardings. This denotes a 24.13% increase in passenger boardings from April of 2017, (10,089). For the Fiscal year – passenger boardings have increased by 15.82% as compared to the same period last Fiscal year.

- Productivity for April of this year was at 1.81 passengers per hour, increasing from 1.78 in April of 2017.
- For the month of April, 89.49% of all scheduled trips for the MST RIDES program arrived on time, decreasing from April of 2017 (91.78%).

#### **COMMUNICATIONS CENTER:**

In April, MST's Communications Center summoned public safety agencies on twenty (20) separate occasions to MST's transit vehicles and facilities:

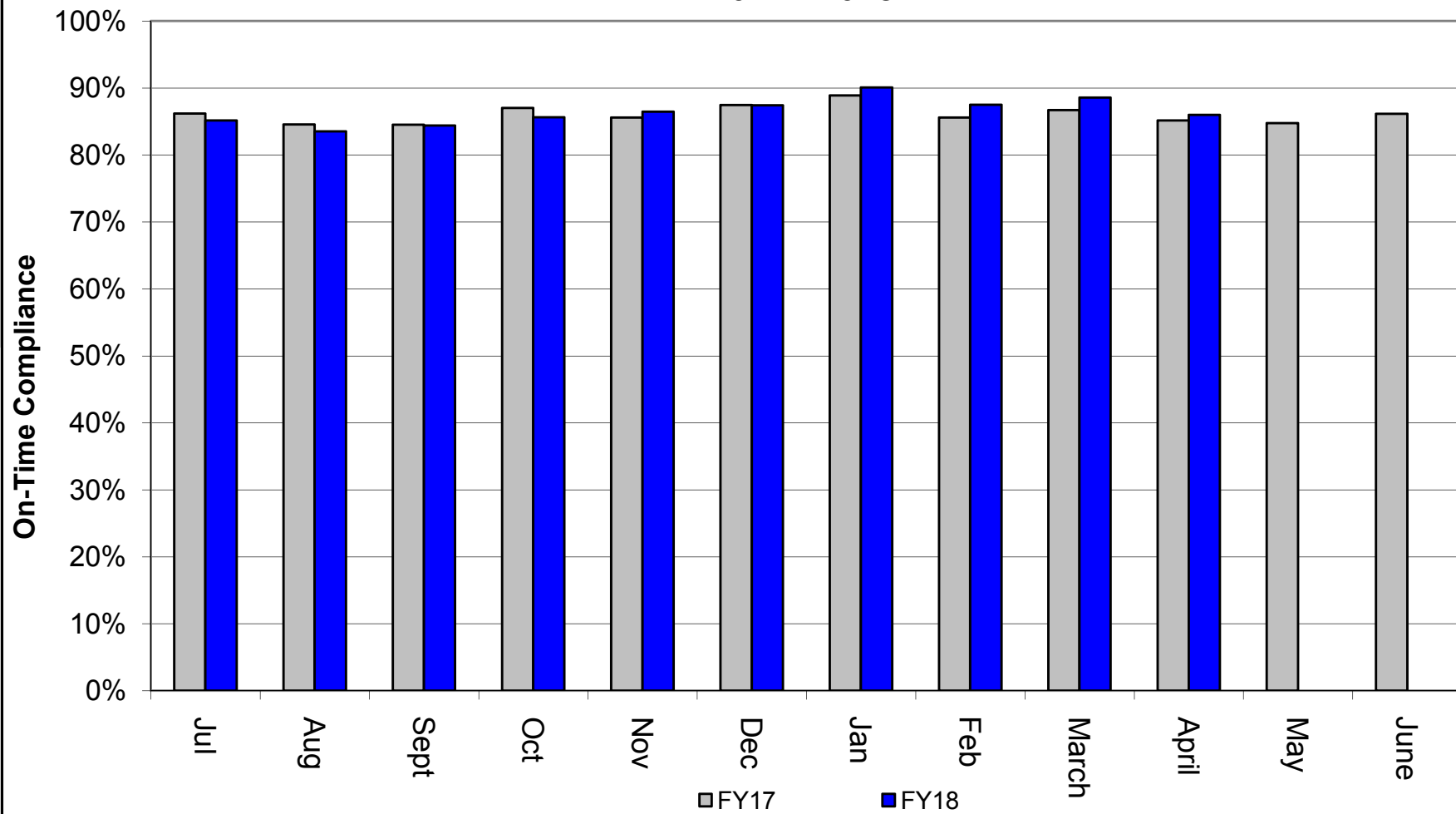
<b>Agency Type</b>	<b>Incident Type</b>	<b>Number Of Responses</b>
Police	Passenger Incident / Other	10
EMS	Passenger Medical Emergency / Injury	8
Fire Department	Active Fire Alarm / Passenger Assistance	2

Robert Weber

#### **ATTACHMENTS:**

MST Fixed-Route Bus ~~ On Time Compliance FY 2018  
MST Fixed-Route Bus ~~ Boarding Statistics FY 2018  
MST Trolley ~~ Boarding Statistics FY 2018  
MST RIDES ~~ On Time Compliance FY 2018  
MST RIDES ~~ Boarding Statistics FY 2018  
Operations Summary Report ~ April 2018  
Mobility Management Report ~ April 2018

## On-Time Compliance FY 2017 - 2018



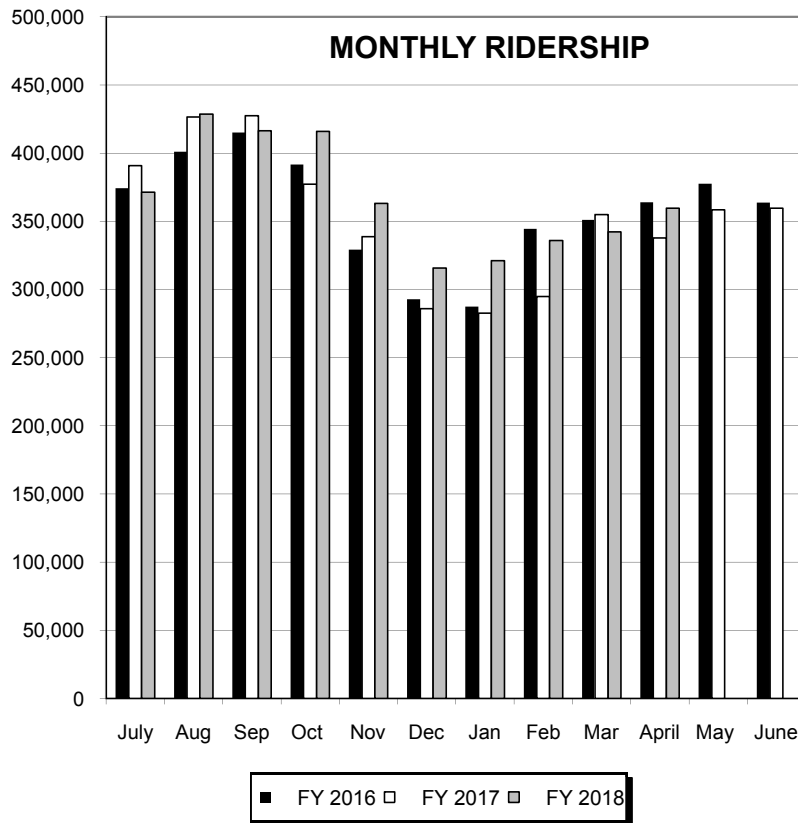
# MST FIXED ROUTE BOARDINGS

## FY 2018 Monthly Boardings

MONTH	FY 2016	FY 2017	FY 2018	% CHANGE
July	374,195	390,949	371,255	-5.04%
Aug	400,933	426,452	428,636	0.51%
Sep	415,116	427,367	416,357	-2.58%
Oct	391,618	377,134	415,942	10.29%
Nov	329,224	338,846	363,220	7.19%
Dec	292,742	285,917	315,615	10.39%
Jan	287,457	282,663	321,019	13.57%
Feb	344,458	294,808	336,029	13.98%
Mar	350,899	354,919	342,255	-3.57%
<b>April</b>	<b>363,941</b>	<b>337,863</b>	<b>359,574</b>	<b>6.43%</b>
May	377,591	358,439		
June	363,721	359,611		
TOTAL	4,291,895	4,234,968	3,669,902	
YTD Avg.	355,058	351,692	366,990	<b>4.35%</b>
YTD Comparison	3,550,583	3,516,918	3,669,902	<b>4.35%</b>

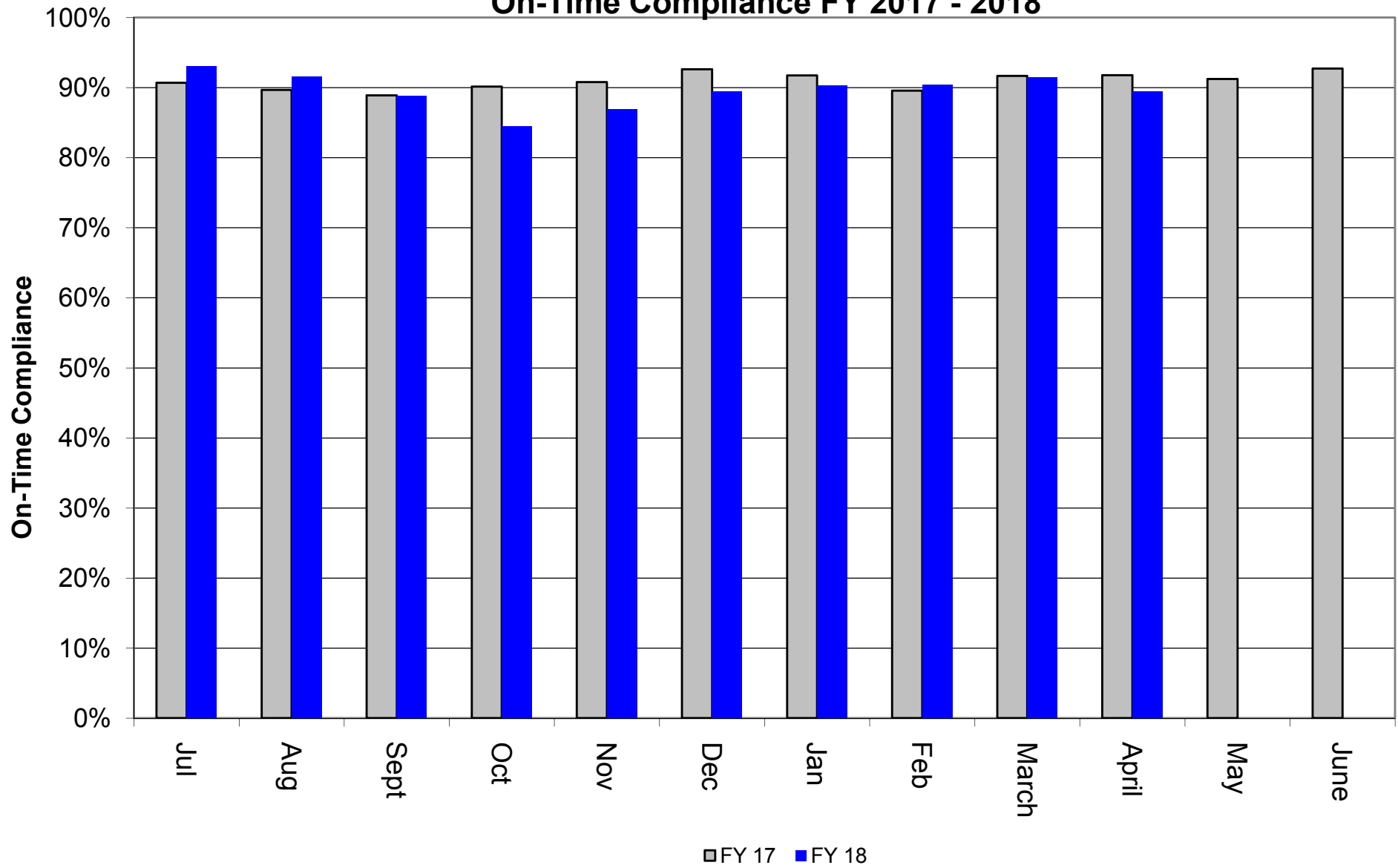
**\* Preliminary**

Boardings are inclusive of all On Call, Trolley, & Fixed Route Services

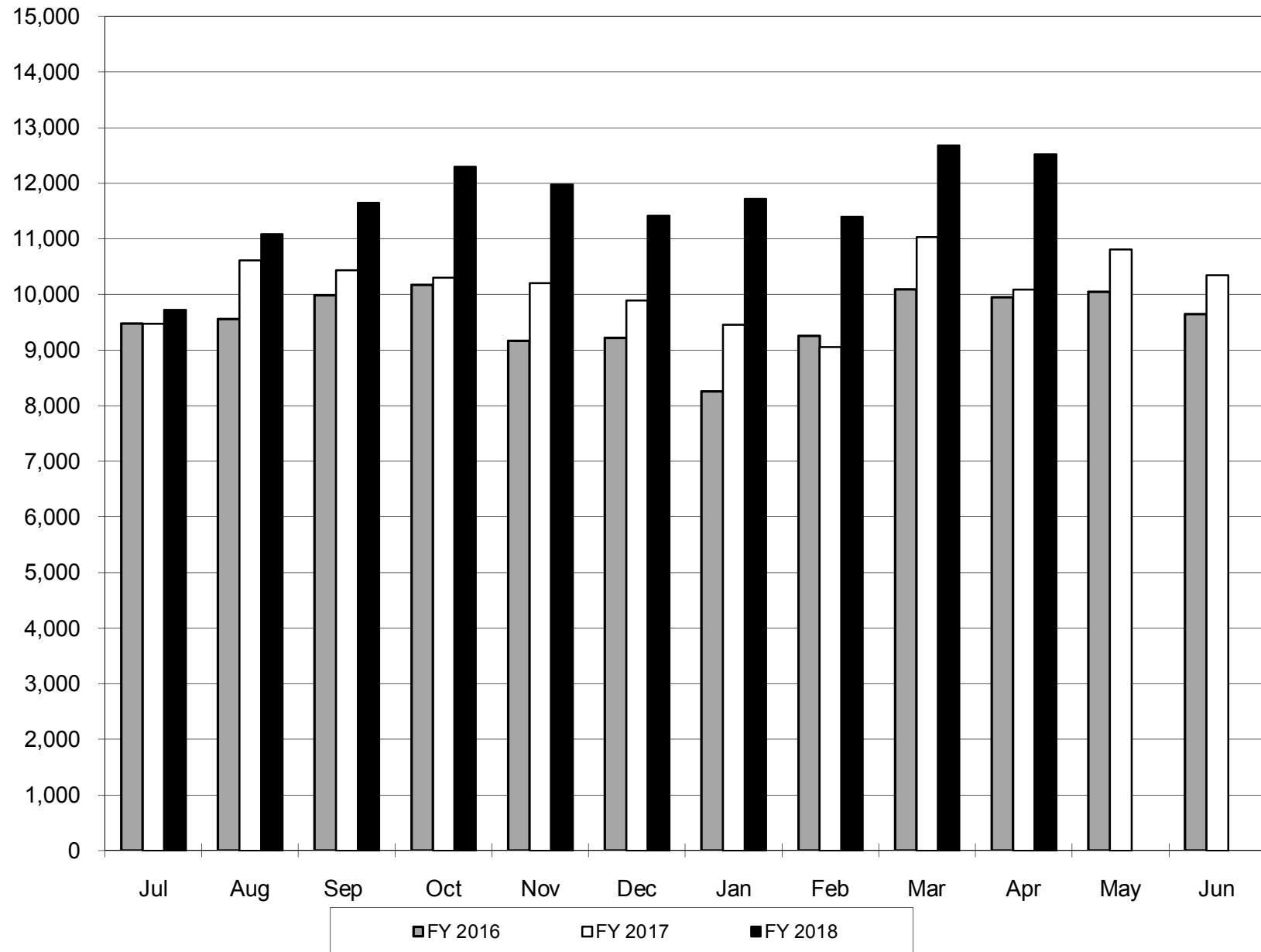


# MST RIDES

## On-Time Compliance FY 2017 - 2018



## MST RIDES MONTHLY RIDERSHIP





# Operations Summary Report

*Fixed Route Services*

*April 2018*

Service Delivered		Service Quality	
Ridership	359,574	On-time Time Points	115,058
Passengers / Vehicle Revenue Hour	15.1	Delayed Time Points	18,793
Revenue Miles	389,994.5	On-time Passenger Boardings	318,937
One-way Trips Operated	33,490	Percent On-time Boardings	89%

### Systemwide Service:

Boardings reported for April 2018 were 6.4% greater than those reported in April 2017. Last April, however, suffered reduced ridership due to weather issues. Revenue hours operated increased by 3.3% over the same time period resulting in productivity, measured in passengers per hour (PPH), increasing by 3.0%.

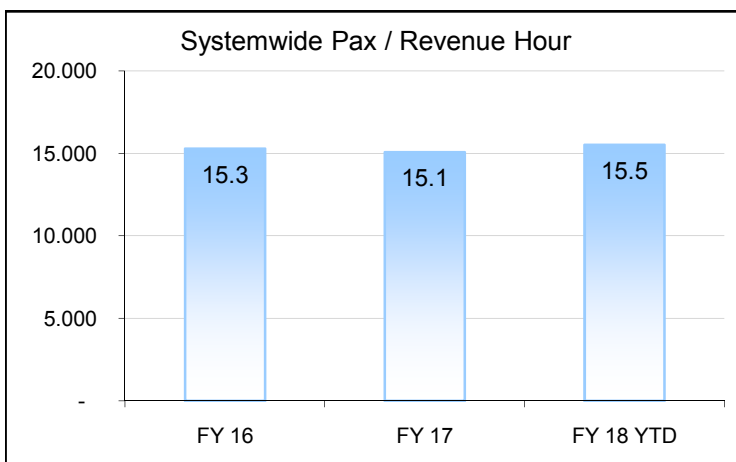
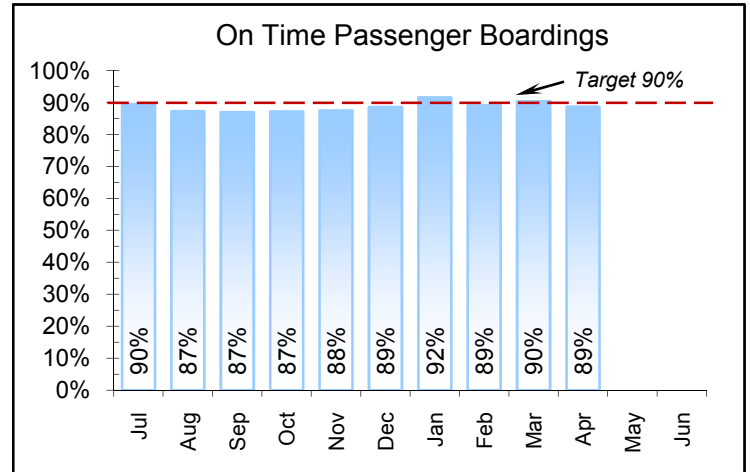
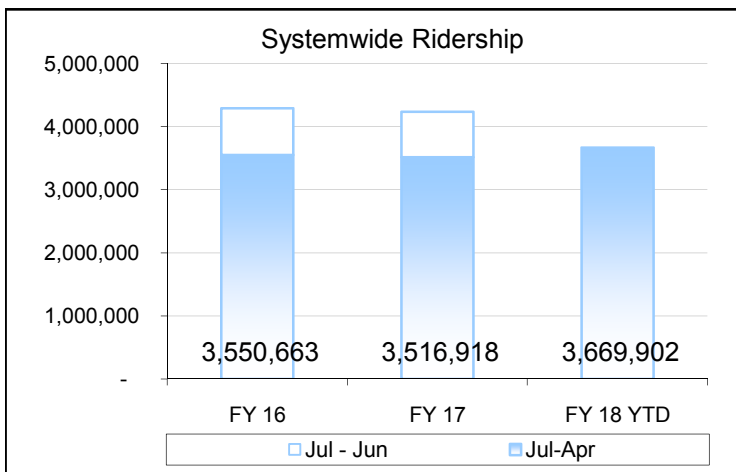
For the fiscal year-to-date (July - April) systemwide fixed route boardings have increased 4.3%, and revenue hours have increased 1.3%, resulting in a 3.0% rise in productivity (from 15.1 PPH to 15.5 PPH).

### Seasonal Service:

Line 22-Big Sur and the MST Trolley Monterey continue operating winter schedules (weekends only). Line 22 reported 216 boardings this month while it reported 305 boardings last April. The Trolley reported 9,210 boardings this month while it reported 7,311 boardings last April.

### Supplemental / Special Event Service:

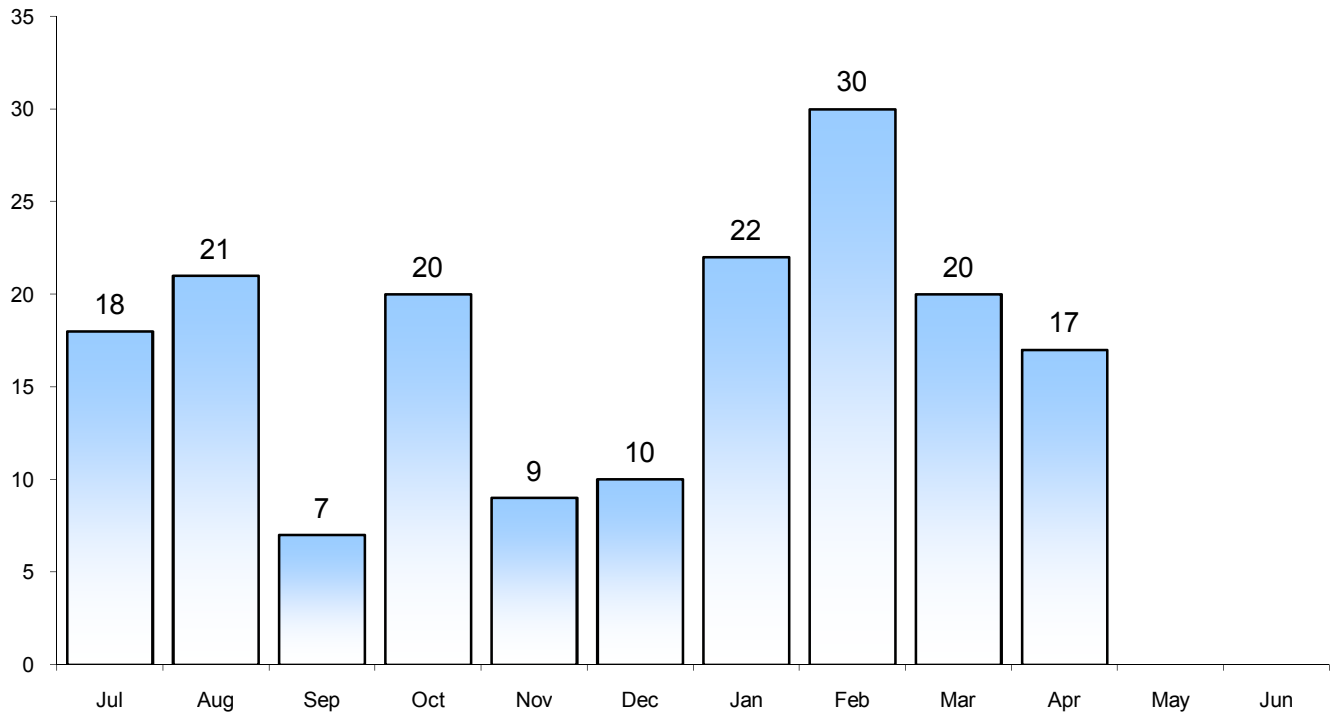
Supplemental service was operated on April 7th for the Aquarium 'Free to Learn' program, reporting a total of 62 boardings.



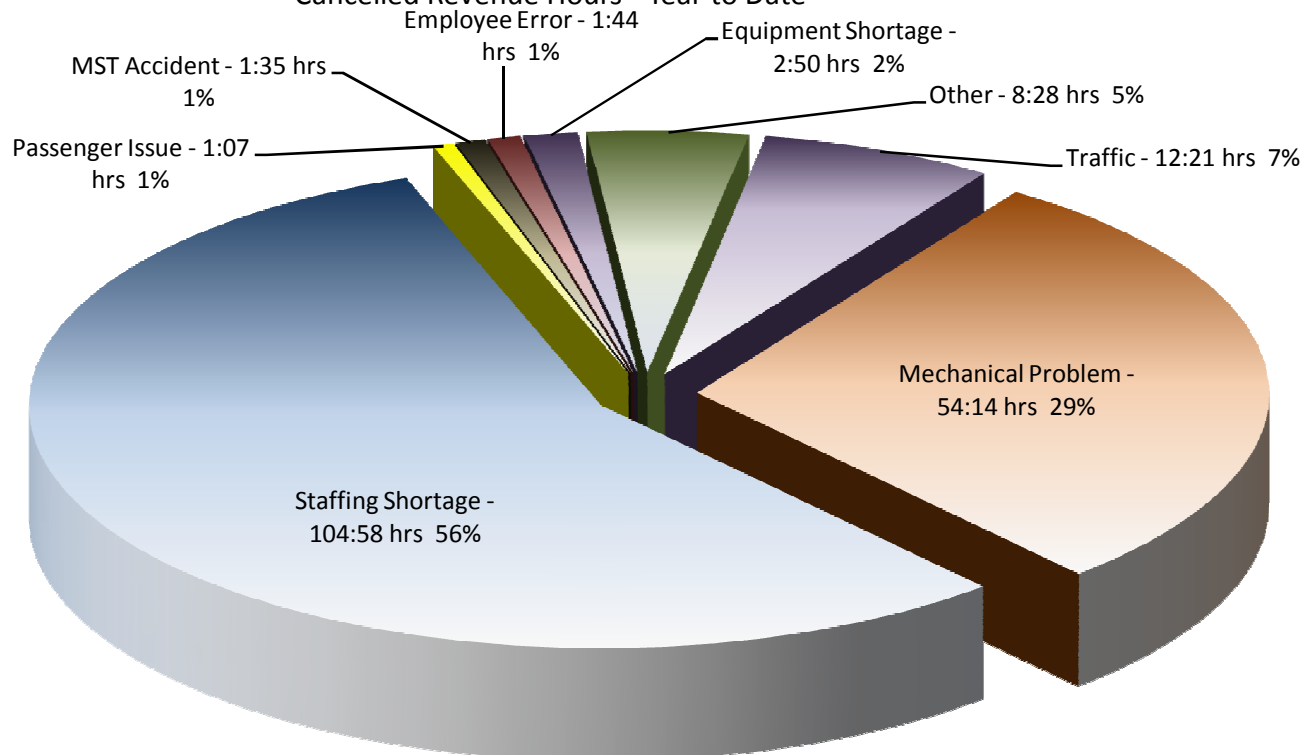
No special event service operated this month.

## Fixed Route Operations Summary Report April 2018

Service Cancellations by Month

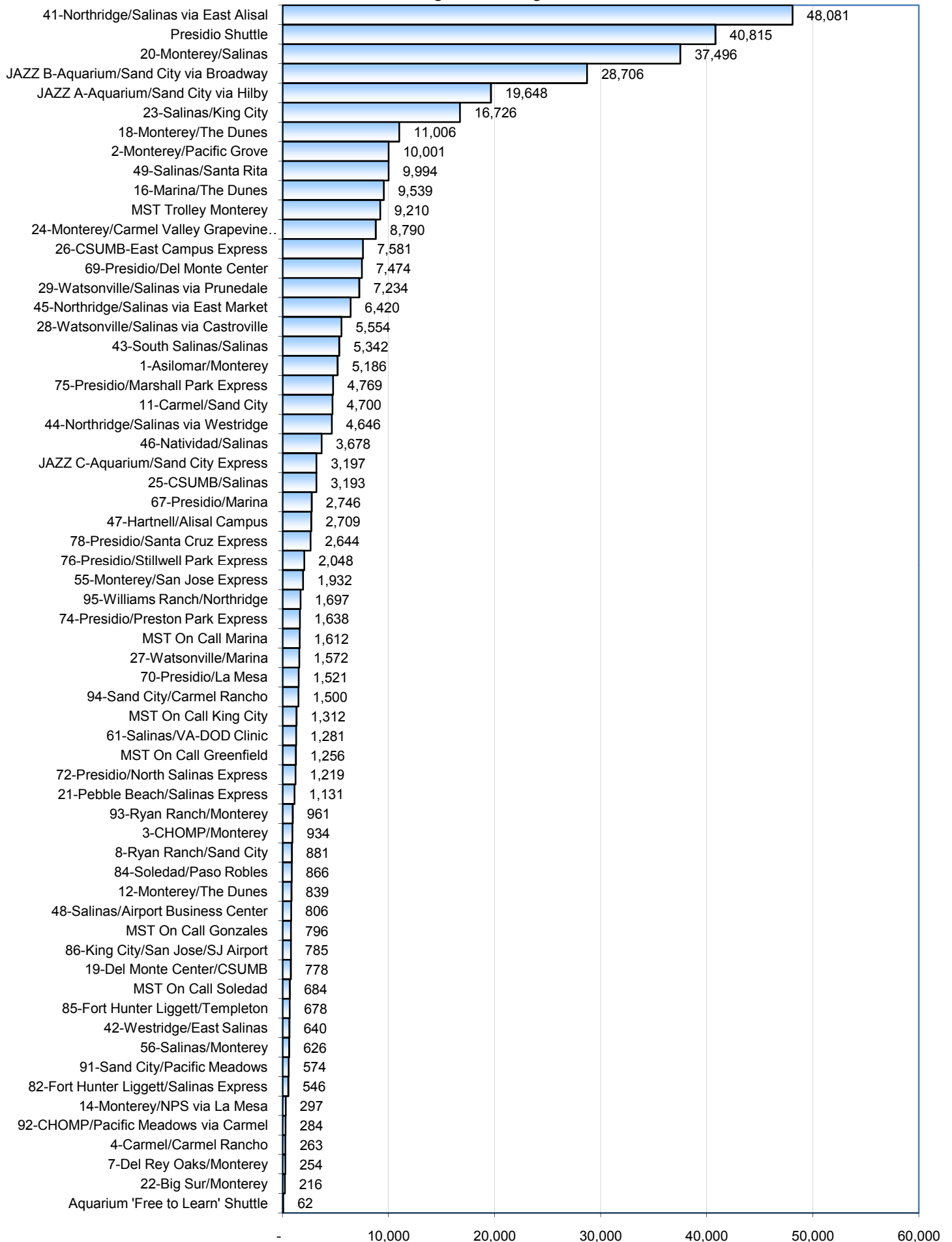


Cancelled Revenue Hours - Year to Date



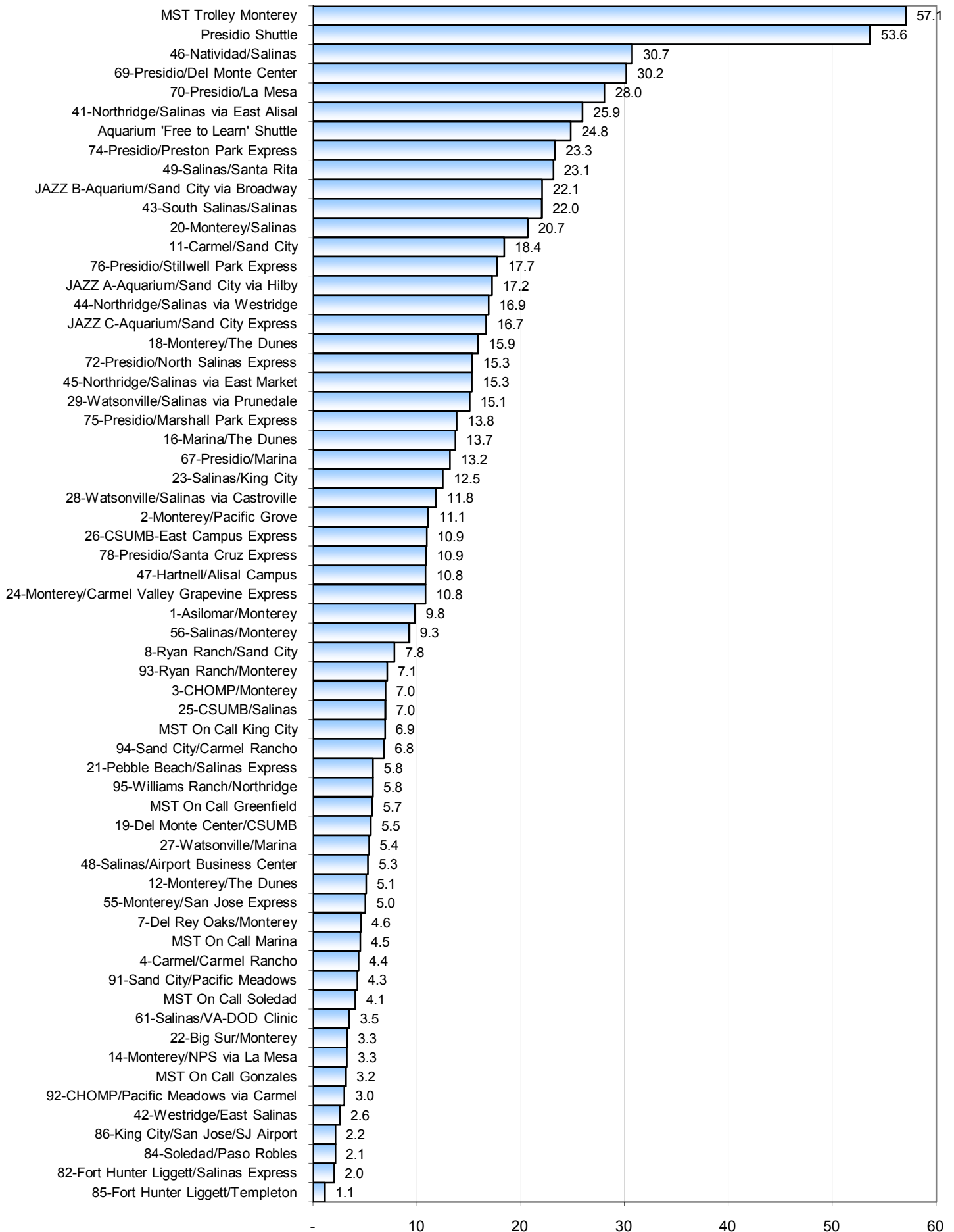
# Ridership by Line - April 2018

## Passenger Boardings



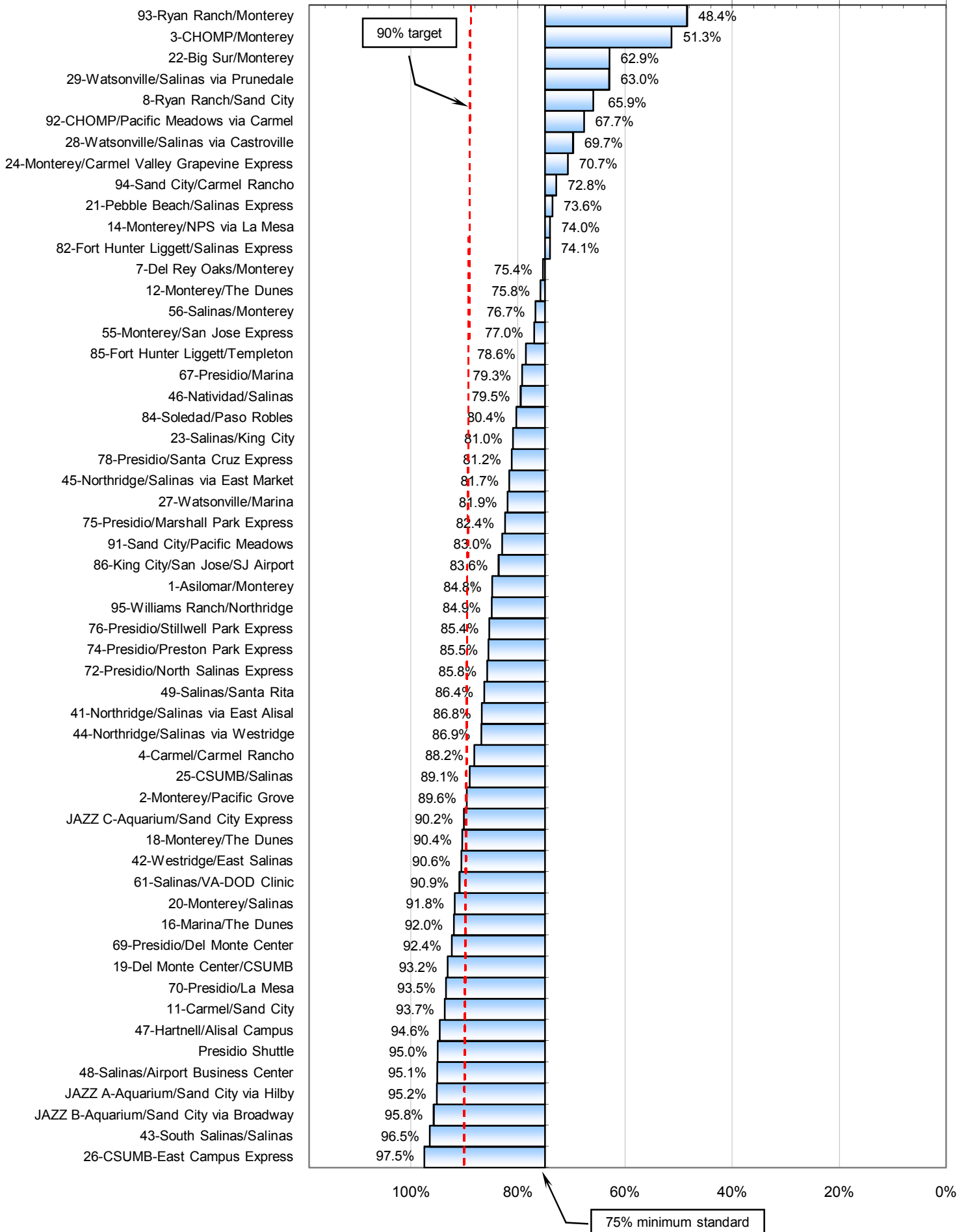
# Productivity by Line - April 2018

## Passengers Per Hour



# Schedule Adherence by Line - April 2018

## Percent On-time Timepoints



# April 2018

Systemwide Ridership: 359,574  
 Systemwide Revenue Hours: 23885:40  
 Systemwide Revenue Miles: 389,994.5

## Local - \$1.50 / \$.75

	Ridership	VRHrs	VRMi	Pax/Hr	% Riders	% Hrs
3-CHOMP/Monterey	934	134:00	1,681.9	6.97	0.3%	0.6%
4-Carmel/Carmel Rancho	263	59:57	648.9	4.39	0.1%	0.3%
26-CSUMB-East Campus Express	7,581	693:21	7,870.0	10.93	2.1%	2.9%
43-South Salinas/Salinas	5,342	242:33	2,421.3	22.02	1.5%	1.0%
46-Natividad/Salinas	3,678	119:42	1,151.4	30.73	1.0%	0.5%
MST On Call Marina	1,612	355:40	4,076.8	4.53	0.4%	1.5%
MST On Call Gonzales	796	252:00	1,587.0	3.16	0.2%	1.1%
MST On Call Greenfield	1,256	220:30	1,679.0	5.70	0.3%	0.9%
MST On Call King City	1,312	189:00	1,742.0	6.94	0.4%	0.8%
MST On Call Soledad	684	168:00	1,909.0	4.07	0.2%	0.7%
<b>Total</b>	<b>23,458</b>	<b>2434:43</b>	<b>24,767.3</b>	<b>9.6</b>	<b>6.5%</b>	<b>10.2%</b>

## Primary - \$2.50 / \$1.25 / \$0.75\*

	Ridership	VRHrs	VRMi	Pax/Hr	% Riders	% Hrs
1-Asilomar/Monterey	5,186	527:35	5,069.8	9.83	1.4%	2.2%
2-Monterey/Pacific Grove	10,001	903:44	9,934.9	11.07	2.8%	3.8%
7-Del Rey Oaks/Monterey	254	54:55	954.9	4.63	0.1%	0.2%
8-Ryan Ranch/Sand City	881	112:24	1,548.8	7.84	0.2%	0.5%
11-Carmel/Sand City	4,700	255:30	3,652.5	18.40	1.3%	1.1%
16-Marina/The Dunes	9,539	695:27	10,676.6	13.72	2.7%	2.9%
18-Monterey/The Dunes	11,006	693:21	9,215.8	15.87	3.1%	2.9%
19-Del Monte Center/CSUMB	778	140:14	2,584.6	5.55	0.2%	0.6%
24-Monterey/Carmel Valley Grapevine Express	8,790	812:27	16,021.2	10.82	2.4%	3.4%
25-CSUMB/Salinas	3,193	458:54	10,003.9	6.96	0.9%	1.9%
27-Watsonville/Marina	1,572	291:15	7,863.3	5.40	0.4%	1.2%
41-Northridge/Salinas via East Alisal	48,081	1853:01	20,303.0	25.95	13.4%	7.8%
42-Westridge/East Salinas	640	247:33	3,532.7	2.59	0.2%	1.0%
44-Northridge/Salinas via Westridge	4,646	275:00	3,232.7	16.89	1.3%	1.2%
45-Northridge/Salinas via East Market	6,420	419:45	5,020.3	15.29	1.8%	1.8%
47-Hartnell/Alisal Campus	2,709	249:54	2,033.9	10.84	0.8%	1.0%
48-Salinas/Airport Business Center	806	152:15	1,463.6	5.29	0.2%	0.6%
49-Salinas/Santa Rita	9,994	432:09	3,806.7	23.13	2.8%	1.8%
61-Salinas/VA-DOD Clinic*	1,281	370:10	6,946.0	3.46	0.4%	1.5%
91-Sand City/Pacific Meadows*	574	135:00	1,921.5	4.25	0.2%	0.6%
92-CHOMP/Pacific Meadows via Carmel*	284	94:00	1,012.5	3.02	0.1%	0.4%
93-Ryan Ranch/Monterey*	961	134:51	2,339.4	7.13	0.3%	0.6%
94-Sand City/Carmel Rancho*	1,500	219:40	3,036.0	6.83	0.4%	0.9%
95-Williams Ranch/Northridge*	1,697	294:48	3,092.1	5.76	0.5%	1.2%
JAZZ A-Aquarium/Sand City via Hilby	19,648	1141:22	11,758.3	17.21	5.5%	4.8%
JAZZ B-Aquarium/Sand City via Broadway	28,706	1301:39	12,932.4	22.05	8.0%	5.4%
JAZZ C-Aquarium/Sand City Express	3,197	191:56	2,217.4	16.66	0.9%	0.8%
<b>Total</b>	<b>187,044</b>	<b>12458:49</b>	<b>162,174.8</b>	<b>15.0</b>	<b>52.0%</b>	<b>52.2%</b>

**Regional - \$3.50 / \$1.75**

	Ridership	VRHrs	VRMi	Pax/Hr	% Riders	% Hrs
20-Monterey/Salinas	37,496	1814:43	33,156.5	20.66	10.4%	7.6%
21-Pebble Beach/Salinas Express	1,131	195:50	4,327.6	5.78	0.3%	0.8%
22-Big Sur/Monterey	216	65:33	1,385.3	3.30	0.1%	0.3%
23-Salinas/King City	16,726	1337:48	41,927.5	12.50	4.7%	5.6%
28-Watsonville/Salinas via Castroville	5,554	468:45	12,316.6	11.85	1.5%	2.0%
29-Watsonville/Salinas via Prunedale	7,234	479:59	8,829.9	15.07	2.0%	2.0%
56-Salinas/Monterey	626	67:33	1,352.4	9.27	0.2%	0.3%
84-Soledad/Paso Robles	866	404:18	13,476.7	2.14	0.2%	1.7%
<b>Total</b>	<b>69,849</b>	<b>4834:29</b>	<b>116,772.5</b>	<b>14.4</b>	<b>19.4%</b>	<b>20.2%</b>

**Commuter - \$12 / \$6**

	Ridership	VRHrs	VRMi	Pax/Hr	% Riders	% Hrs
55-Monterey/San Jose Express	1,932	382:54	10,627.6	5.05	0.5%	1.6%
86-King City/San Jose/SJ Airport	785	364:08	13,982.5	2.16	0.2%	1.5%
<b>Total</b>	<b>2,717</b>	<b>747:02</b>	<b>24,610.1</b>	<b>3.6</b>	<b>0.8%</b>	<b>3.1%</b>

**Military**

	Ridership	VRHrs	VRMi	Pax/Hr	% Riders	% Hrs
12-Monterey/The Dunes	839	164:24	3,103.0	5.10	0.2%	0.7%
14-Monterey/NPS via La Mesa	297	91:09	899.9	3.26	0.1%	0.4%
69-Presidio/Del Monte Center	7,474	247:48	2,222.4	30.16	2.1%	1.0%
67-Presidio/Marina	2,746	208:10	3,156.1	13.19	0.8%	0.9%
70-Presidio/La Mesa	1,521	54:15	674.4	28.04	0.4%	0.2%
72-Presidio/North Salinas Express	1,219	79:33	1,339.9	15.32	0.3%	0.3%
74-Presidio/Preston Park Express	1,638	70:21	1,282.1	23.28	0.5%	0.3%
75-Presidio/Marshall Park Express	4,769	345:06	4,731.2	13.82	1.3%	1.4%
76-Presidio/Stillwell Park Express	2,048	115:30	1,529.1	17.73	0.6%	0.5%
78-Presidio/Santa Cruz Express	2,644	243:06	5,828.3	10.88	0.7%	1.0%
82-Fort Hunter Liggett/Salinas Express	546	269:33	10,920.0	2.03	0.2%	1.1%
85-Fort Hunter Liggett/Templeton	678	596:27	17,977.7	1.14	0.2%	2.5%
Presidio Shuttle	40,815	761:21	6,907.6	53.61	11.4%	3.2%
<b>Total</b>	<b>67,234</b>	<b>135</b>	<b>60,572</b>	<b>20.7</b>	<b>18.7%</b>	<b>13.6%</b>

**Free**

	Ridership	VRHrs	VRMi	Pax/Hr	% Riders	% Hrs
MST Trolley Monterey	9,210	161:24	1,009.4	57.06	2.6%	0.7%
<b>Total</b>	<b>9,210</b>	<b>161:24</b>	<b>1,009.4</b>	<b>57.1</b>	<b>2.6%</b>	<b>0.7%</b>

**Supplemental**

	Ridership	VRHrs	VRMi	Pax/Hr	% Riders	% Hrs
Aquarium 'Free to Learn' Shuttle	62	2:30	88.7	24.80	0.0%	0.0%
<b>Total</b>	<b>62</b>	<b>2:30</b>	<b>88.7</b>	<b>24.8</b>	<b>0.0%</b>	<b>0.0%</b>



## **MOBILITY DEPARTMENT UPDATE – APRIL 2018**

### **Outreach and Training:**

- Mobility Specialist set up a resource table at the Sally Griffin Active Living Center in Pacific Grove, and at the Scholze Park Center in Monterey to promote MST services and mobility programs.
- Mobility Specialist was invited to attend and present to the Seniors Council/AAA of Santa Cruz and San Benito Counties HOME Collaborative meeting. Specialist provided information on MST's services for veterans, seniors, and persons with disabilities. Specialist was also invited to present to the Navigator University, one of four HOME Collaborative working groups.
- In coordination with MST's Community Relations Coordinator Beronica Carriedo, Mobility Specialist had the opportunity to participate and set up a resource table at the MEarth Day 2018 event in Carmel Valley to promote MST services and mobility programs
- Mobility Specialists provided MST's New-Hire Coach Operator Training class the history, requirements, and compliance criteria of the Americans with Disabilities Act (ADA) as it applies to MST coach operators, participated in CalTIP's (California Transit Indemnity Pool) Wheelchair Securement Training by providing supplemental ADA information during the session.
- Mobility Specialist provided origin-to-destination travel training to a 13-year old individual in Salinas, who was taught how to safely and efficiently travel using the MST bus system from school to home. Further, Mobility Specialist provided origin-to-destination travel training to a Veteran senior, who recently moved to the Monterey Peninsula from Hawaii and is learning how to travel using the MST bus system around her new community.
- Mobility Specialist provided origin-to-destination travel training to a group of seniors from the Firehouse Senior Center in Salinas. The group learned how to ride MST bus services to the Goodwill Central Coast Outlet.

### **Veterans Helping Veterans Transportation Program:**

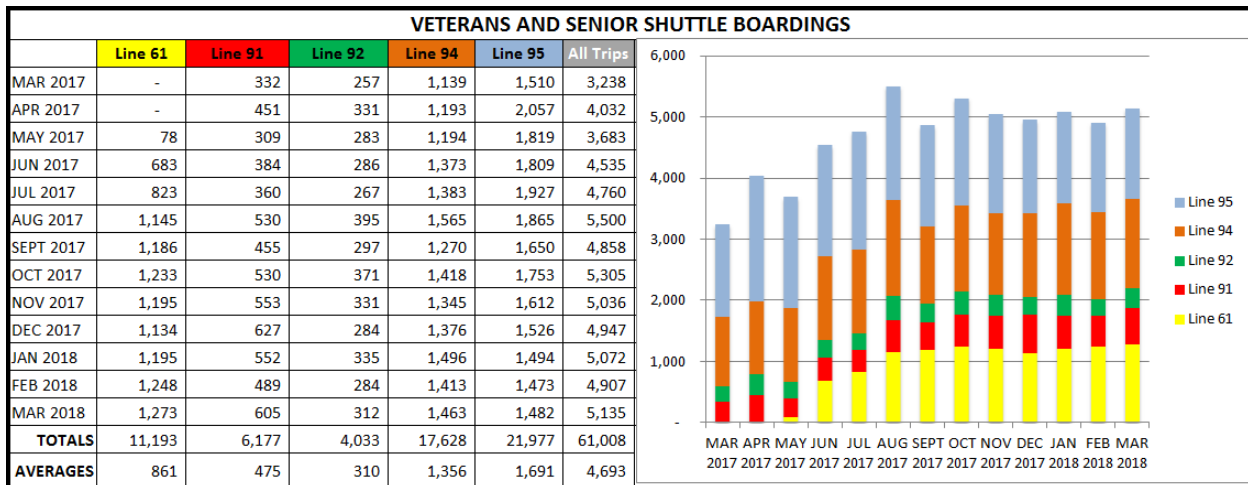
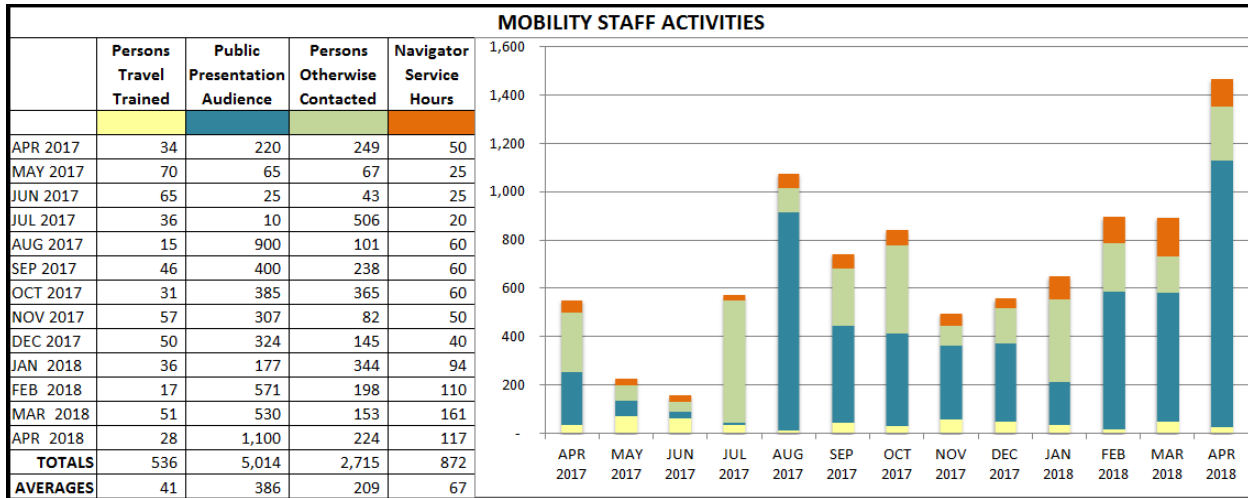
- Mobility Specialist attended the Veterans Services Collaborative meeting at the Monterey Courthouse Military and Veteran's Affairs Office satellite office to promote: the Transportation Reimbursement Incentive Program (TRIPs), MST's veteran discount passes, veteran's taxi voucher, and travel training for veterans.

- Mobility Specialist was invited to present at the Veterans Treatment Court Information and Recruitment Event to promote MST services and mobility programs.

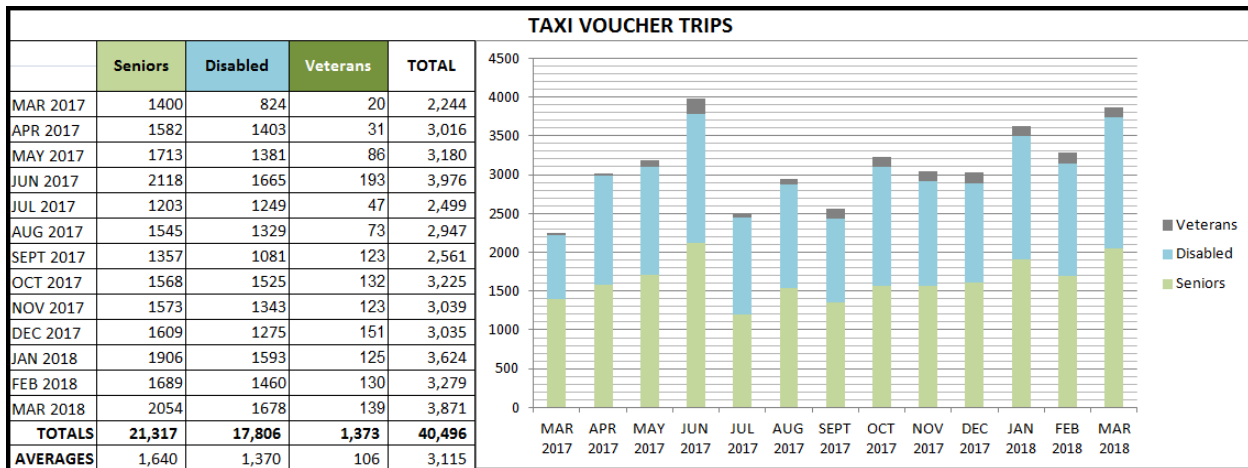
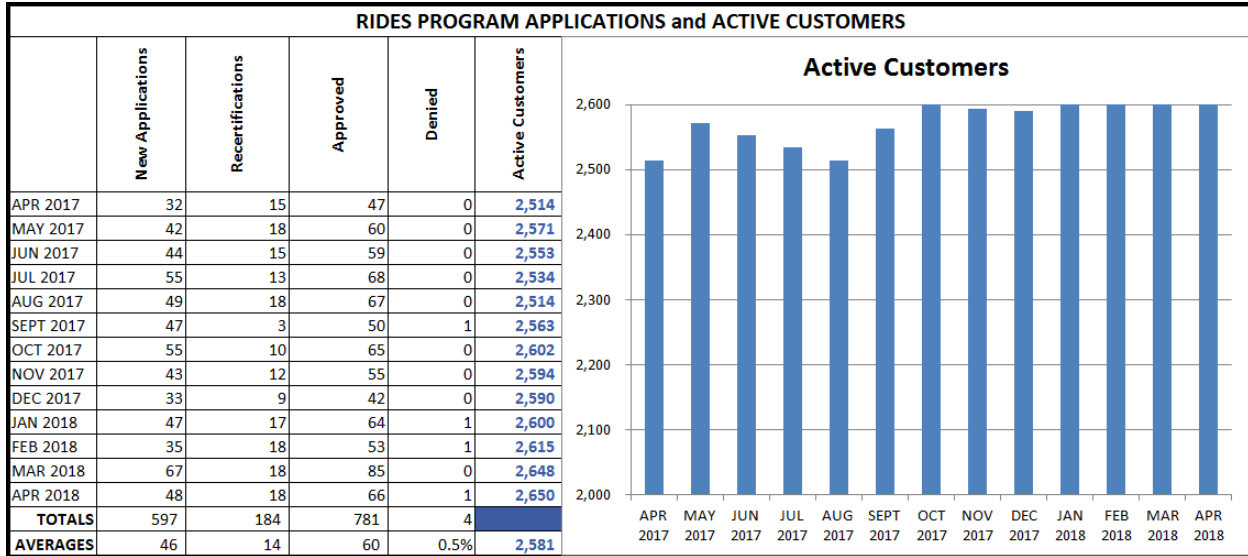
**Taxi Voucher Program:**

- Mobility Specialist fulfilled 197 vouchers requests for the 4<sup>th</sup> quarter, for both the disabled and Salinas senior voucher program. Mobility Specialist processed 3,866 redeemed vouchers for taxi provider reimbursement.

- Mobility Specialist trained staff from the Marina Taxi Cab Company on how to add new voucher customers and distribute vouchers through the Mobility Access Records System.



- Veterans Shuttle – Line 61
- Senior Shuttle – Line 91, 92, 94 and 95



May 25, 2018

To: Carl Sedoryk, General Manager/CEO

From: Robert Weber, Chief Operating Officer

Subject: Monthly Maintenance Operations Report: **April 2018**

This report summarizes the performance and major activities of the Maintenance Department as well as fuel and operating expenses during the past month.

<b>FY18 Fuel Budget:</b>	<b>Average Fuel Price April 2018:</b>	<b>Average Fuel Price: FY2018</b>
Diesel: \$3.10	<b>\$2.69</b>	<b>\$2.39</b>
Gasoline: \$3.20	<b>\$3.17</b>	<b>\$2.81</b>

<b>Fiscal Year:</b>	<b>Revenue Fleet: Operating Cost Per Mile:</b>	<b>Revenue Fleet: *Miles Between Major Mechanical Road Calls:</b>
<b>April: 2018</b>	<b>\$0.88</b>	<b>23,274</b>
<b>YTD: FY 2018</b>	<b>\$0.91</b>	<b>23,444</b>
FY 2017	\$0.89	18,733
FY 2016	\$0.93	19,862

**\*Minimum:** 7,000 Miles; **Goal:** 15,000 Miles

**Department Activities/Comments:**

The MST revenue fleet travelled 23,444 miles between major mechanical road calls during the month of April. The total number of road-call incidents was 18, with 15 for major mechanical failures <sup>1</sup> and 3 for other mechanical <sup>2</sup> issues. The highest number of major mechanical road calls (33%) was attributed to engine cooling failures. Fiscal year to date, average miles traveled between major mechanical road calls has increased by 26.84% from the same period last year.

---

<sup>1</sup> These are failures of a mechanical element of the revenue vehicle that prevents the vehicle from completing a scheduled revenue trip or from starting the next scheduled revenue trip because actual movement is limited or because of safety concerns.

<sup>2</sup> These are failures of some other mechanical element of the revenue vehicle that, because of local agency policy, prevents the revenue vehicle from completing a scheduled revenue trip or from starting the next scheduled revenue trip even though the vehicle is physically able to continue in revenue service.

The following new 2018 Gillig models were released to revenue service in April:

Fleet ID	Vehicle Type	Received	Released to Revenue Service
2025	35' Low floor	3/12/2018	4/5/2018
2028	35' Low Floor	3/14/2018	4/6/2018
2030	35' Low Floor	3/15/2018	4/10/2018
2105	40' Low Floor Suburban	3/16/2018	4/17/2018
2106	40' Low Floor Suburban	3/19/2018	4/17/2018
2107	40' Low Floor Suburban	3/30/2018	4/19/2018
2108	40' Low Floor Suburban	3/21/2018	4/25/2018

In April, three (3) new 40' low floor Gillig buses were delivered. Following final acceptance inspections and testing, staff will begin the installation of all required electronic equipment, and make final preparations to release these new buses to revenue service.

During the month of April, MST Maintenance staff and representatives from MV Transportation completed the acceptance process of three (3) new medium duty cut-away buses with Creative Bus Sales in Sacramento. These coaches have been purchased as a fleet expansion for the addition of Veteran and Senior Shuttle routes. Following the installation of the SEON video surveillance system by Creative Bus, the vehicles are scheduled for delivery to MST during the first week in May.

Additionally, staff continued the joint inspection process with Caltrans and MV Transportation of six (6) new type II RIDES Paratransit vehicles located at Creative Bus Sales in Sacramento. The final acceptance on this equipment has been substantially delayed due to manufacture defects and the limited availability of Caltrans Inspectors.

Recruitment efforts continued in April for a Utilities Services Worker, which shall replace the vacant Shop Helper position. Aside for this recruitment, the Department remains fully staff.

Prepared by:   
Robert Weber, Chief Operating Officer

Reviewed by:   
Carl G. Sedoryk, General Manager/CEO

**April 2018**  
**MST Operated Fixed Route Bus Fleet Summary Information**

<b>Fleet Series</b>	<b>Manufacturer Model/Year</b>	<b>Quantity In Revenue Service</b>	<b>Engine</b>	<b>Fuel Type</b>	<b>MPG</b>	<b>Life To Date Miles</b>
1701	Gillig 40' Low-floor 2003	1	Cummins ISM 280 HP	ULS Diesel	4.5	626,572
1702	Gillig 40' Low-floor 2004	1	Cummins ISM 280 HP	ULS Diesel	4.6	649,974
1703	Gillig 40' Low-floor 2005	1	Cummins ISM 280 HP	ULS Diesel	4.6	763,471
1704	Gillig 40' Low-floor 2006	1	Cummins ISM 280 HP	ULS Diesel	4.4	646,602
1705	Gillig 40' Low-floor 2007	1	Cummins ISM 280 HP	ULS Diesel	4.6	644,837
1706	Gillig 40' Low-floor 2008	1	Cummins ISM 280 HP	ULS Diesel	4.4	620,749
1707	Gillig 40' Low-floor 2009	1	Cummins ISM 280 HP	ULS Diesel	4.5	664,996
1708	Gillig 40' Low-floor 2010	1	Cummins ISM 280 HP	ULS Diesel	4.5	621,181
1709	Gillig 40' Low-floor 2011	1	Cummins ISM 280 HP	ULS Diesel	4.4	642,952
1710	Gillig 40' Low-floor 2012	1	Cummins ISM 280 HP	ULS Diesel	4.6	669,092
1711	Gillig 40' Low-floor 2013	1	Cummins ISM 280 HP	ULS Diesel	4.5	641,894
1712	Gillig 40' Low-floor 2014	1	Cummins ISM 280 HP	ULS Diesel	4.4	632,057
1713	Gillig 40' Low-floor 2003	1	Detroit DC Series 50 ERG	ULS Diesel	4.3	547,512
1714	Gillig 40' Low-floor 2004	1	Detroit DC Series 50 ERG	ULS Diesel	4.2	562,197
1715	Gillig 40' Low-floor 2005	1	Detroit DC Series 50 ERG	ULS Diesel	4.5	617,096
1716	Gillig 40' Low-floor 2006	1	Detroit DC Series 50 ERG	ULS Diesel	4.2	589,620
1717	Gillig 40' Low-floor 2007	1	Detroit DC Series 50 ERG	ULS Diesel	4.2	557,795
1718	Gillig 40' Low-floor 2008	1	Detroit DC Series 50 ERG	ULS Diesel	4.2	585,593
1719	Gillig 40' Low-floor 2009	1	Detroit DC Series 50 ERG	ULS Diesel	4.4	532,699
1720	Gillig 40' Low-floor 2010	1	Detroit DC Series 50 ERG	ULS Diesel	4.2	578,562
1721	Gillig 40' Low-floor 2011	1	Detroit DC Series 50 ERG	ULS Diesel	4.2	609,616
1722	Gillig 40' Low-floor 2012	1	Detroit DC Series 50 ERG	ULS Diesel	4.4	566,030
1723	Gillig 40' Low-floor 2013	1	Detroit DC Series 50 ERG	ULS Diesel	4.3	563,259
1724	Gillig 40' Low-floor 2014	1	Detroit DC Series 50 ERG	ULS Diesel	4.2	567,769
1725	Gillig 40' Low-floor 2008	1	Cummins ISM 280 HP	ULS Diesel	3.9	380,110

**April 2018**  
**MST Operated Fixed Route Bus Fleet Summary Information**

<b>Fleet Series</b>	<b>Manufacturer Model/Year</b>	<b>Quantity In Revenue Service</b>	<b>Engine</b>	<b>Fuel Type</b>	<b>MPG</b>	<b>Life To Date Miles</b>
1726	Gillig 40' Low-floor 2009	1	Cummins ISM 280 HP	ULS Diesel	3.9	382,149
1727	Gillig 40' Low-floor 2010	1	Cummins ISM 280 HP	ULS Diesel	3.9	303,569
1728	Gillig 40' Low-floor 2011	1	Cummins ISM 280 HP	ULS Diesel	3.9	381,729
1729	Gillig 40' Low-floor 2012	1	Cummins ISM 280 HP	ULS Diesel	3.9	375,244
1730	Gillig 40' Low-Floor 2016	1	Cummins ISM 280 HP	ULS Diesel	6.0	186,138
1731	Gillig 40' Low-Floor 2017	1	Cummins ISM 280 HP	ULS Diesel	6.0	164,029
1732	Gillig 40' Low-Floor 2018	1	Cummins ISM 280 HP	ULS Diesel	6.0	177,795
1733	Gillig 40' Low-Floor 2019	1	Cummins ISM 280 HP	ULS Diesel	6.0	187,241
1801	Gillig 40' Suburban 2002	1	Cummins ISM 280 HP	ULS Diesel	4.4	951,962
1803	Gillig 40' Suburban 2002	1	Cummins ISM 280 HP	ULS Diesel	5.2	985,196
1807	Gillig 40' Suburban 2003	1	Detroit DC Series 50 ERG	ULS Diesel	4.5	918,184
1808	Gillig 40' Suburban 2003	1	Detroit DC Series 50 ERG	ULS Diesel	4.5	838,920
1901	2003 Optima Trolley Electric	1	Cummins ISB	Electric	N/A	30,589
1903	2003 Optima Trolley Diesel	1	Cummins ISB	ULS Diesel	3.2	138,561
2001	Gillig 35' Low-floor 2007	1	Cummins ISM 280 HP	ULS Diesel	4.3	383,928
2002	Gillig 35' Low-floor 2007	1	Cummins ISM 280 HP	ULS Diesel	4.3	381,916
2003	Gillig 35' Low-floor 2007	1	Cummins ISM 280 HP	ULS Diesel	4.3	437,617
2004	Gillig 35' Low-floor 2007	1	Cummins ISM 280 HP	ULS Diesel	4.3	477,533
2005	Gillig 35' Low-floor 2007	1	Cummins ISM 280 HP	ULS Diesel	4.3	492,730
2006	Gillig 35' Low-floor 2007	1	Cummins ISM 280 HP	ULS Diesel	4.3	489,227
2007	Gillig 35' Low-floor 2007	1	Cummins ISM 280 HP	ULS Diesel	4.3	471,063
2008	Gillig 35' Low-floor 2007	1	Cummins ISM 280 HP	ULS Diesel	4.3	476,927
2009	Gillig 35' Low-floor 2007	1	Cummins ISM 280 HP	ULS Diesel	4.3	476,795
2010	Gillig 35' Low-floor 2007	1	Cummins ISM 280 HP	ULS Diesel	4.3	460,708
2011	Gillig 35' Low-floor 2015	1	Cummins ISL 281	ULS Diesel	5.0	169,033



**April 2018**  
**MST Operated Fixed Route Bus Fleet Summary Information**

<b>Fleet Series</b>	<b>Manufacturer Model/Year</b>	<b>Quantity In Revenue Service</b>	<b>Engine</b>	<b>Fuel Type</b>	<b>MPG</b>	<b>Life To Date Miles</b>
<b>2012</b>	Gillig 35' Low-floor 2015	<b>1</b>	Cummins ISL 282	ULS Diesel	<b>5.0</b>	<b>152,519</b>
<b>2013</b>	Gillig 35' Low-floor 2015	<b>1</b>	Cummins ISL 283	ULS Diesel	<b>5.0</b>	<b>132,782</b>
<b>2014</b>	Gillig 35' Low-floor 2015	<b>1</b>	Cummins ISL 284	ULS Diesel	<b>5.0</b>	<b>145,710</b>
<b>2015</b>	Gillig 35' Low-floor 2015	<b>1</b>	Cummins ISL 285	ULS Diesel	<b>5.0</b>	<b>145,962</b>
<b>2016</b>	Gillig 35' Low-floor 2015	<b>1</b>	Cummins ISL 286	ULS Diesel	<b>5.0</b>	<b>134,515</b>
<b>2017</b>	Gillig 35' Low-floor 2015	<b>1</b>	Cummins ISL 287	ULS Diesel	<b>5.0</b>	<b>150,416</b>
<b>2018</b>	Gillig 35' Low-floor 2015	<b>1</b>	Cummins ISL 288	ULS Diesel	<b>5.0</b>	<b>142,027</b>
<b>2019</b>	Gillig 35' Low-floor 2015	<b>1</b>	Cummins ISL 289	ULS Diesel	<b>5.0</b>	<b>160,035</b>
<b>2020</b>	Gillig 35' Low-floor 2015	<b>1</b>	Cummins ISL 290	ULS Diesel	<b>5.0</b>	<b>138,308</b>
<b>2021</b>	Gillig 35' Low-floor 2015	<b>1</b>	Cummins ISL 291	ULS Diesel	<b>5.0</b>	<b>132,639</b>
<b>2022</b>	Gillig 35' Low-Floor 2018	<b>1</b>	Cummins ISM 280 HP	ULS Diesel	<b>5.5</b>	<b>7,344</b>
<b>2023</b>	Gillig 35' Low-Floor 2018	<b>1</b>	Cummins ISM 280 HP	ULS Diesel	<b>5.5</b>	<b>7,427</b>
<b>2024</b>	Gillig 35' Low-Floor 2018	<b>1</b>	Cummins ISM 280 HP	ULS Diesel	<b>5.5</b>	<b>6,155</b>
<b>2025</b>	Gillig 35' Low-Floor 2018	<b>1</b>	Cummins ISM 280 HP	ULS Diesel	<b>5.5</b>	<b>5,643</b>
<b>2026</b>	Gillig 35' Low-Floor 2018	<b>1</b>	Cummins ISM 280 HP	ULS Diesel	<b>5.5</b>	<b>8,756</b>
<b>2027</b>	Gillig 35' Low-Floor 2018	<b>1</b>	Cummins ISM 280 HP	ULS Diesel	<b>5.5</b>	<b>7,747</b>
<b>2028</b>	Gillig 35' Low-Floor 2018	<b>1</b>	Cummins ISM 280 HP	ULS Diesel	<b>5.5</b>	<b>7,643</b>
<b>2029</b>	Gillig 35' Low-Floor 2018	<b>1</b>	Cummins ISM 280 HP	ULS Diesel	<b>5.5</b>	<b>7,082</b>
<b>2030</b>	Gillig 35' Low-Floor 2018	<b>1</b>	Cummins ISM 280 HP	ULS Diesel	<b>5.5</b>	<b>5,545</b>
<b>2101</b>	Gillig 40' Low-Floor 2013	<b>1</b>	Cummins ISL 280	ULS Diesel	<b>6.9</b>	<b>287,195</b>
<b>2102</b>	Gillig 40' Low-Floor 2015	<b>1</b>	Cummins ISL 280	ULS Diesel	<b>6.9</b>	<b>280,022</b>
<b>2103</b>	Gillig 40' Low-Floor 2015	<b>1</b>	Cummins ISL 280	ULS Diesel	<b>6.9</b>	<b>221,424</b>
<b>2104</b>	Gillig 40' Low-Floor 2015	<b>1</b>	Cummins ISL 280	ULS Diesel	<b>6.9</b>	<b>237,066</b>
<b>2105</b>	Gillig 40' Suburban 2018	<b>1</b>	Cummins ISM 280 HP	ULS Diesel	<b>6.7</b>	<b>8,702</b>
<b>2106</b>	Gillig 40' Suburban 2018	<b>1</b>	Cummins ISM 280 HP	ULS Diesel	<b>6.6</b>	<b>6,615</b>
<b>2107</b>	Gillig 40' Suburban 2018	<b>1</b>	Cummins ISM 280 HP	ULS Diesel	<b>6.7</b>	<b>2,898</b>

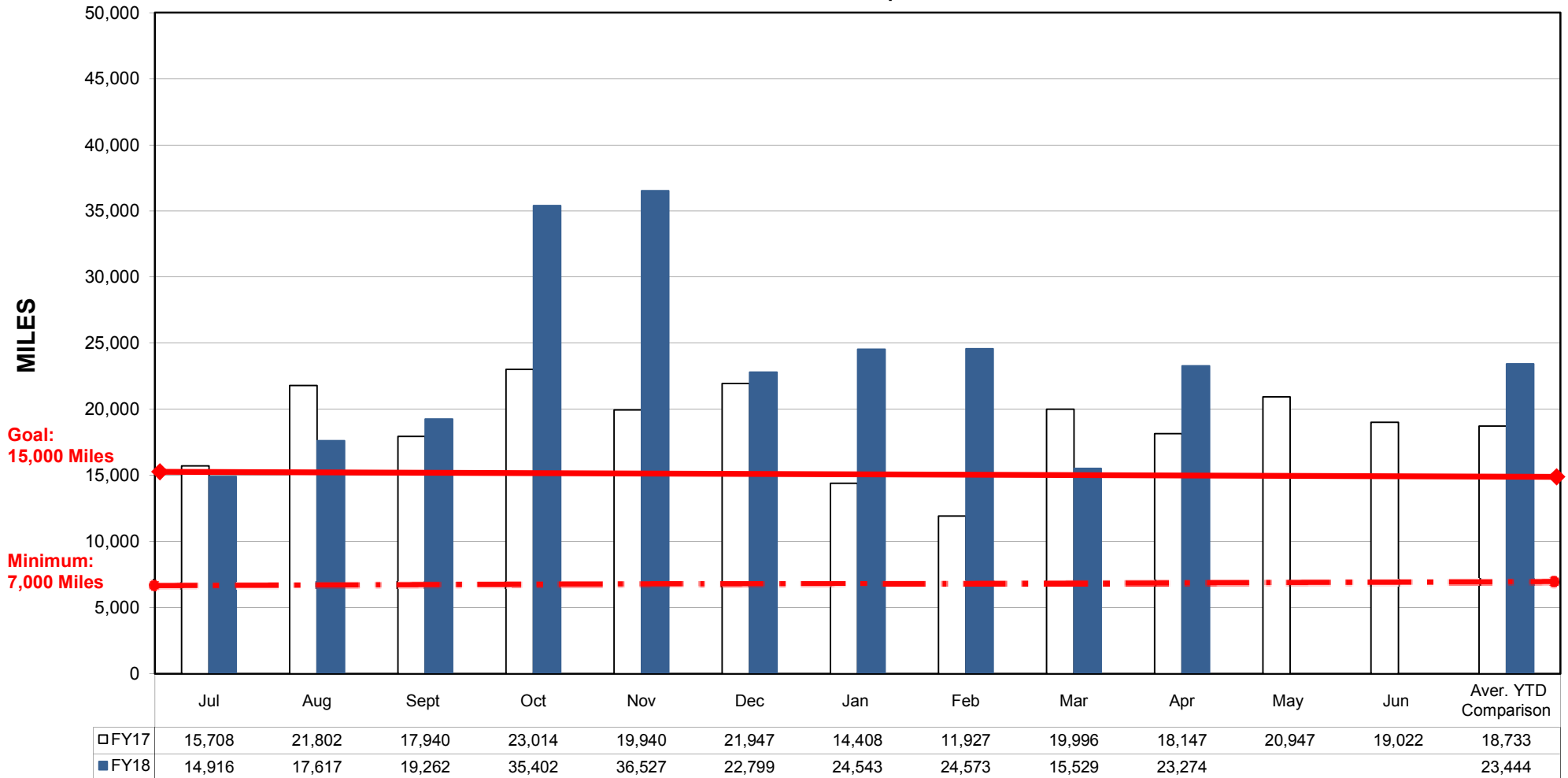
**April 2018**  
**MST Operated Fixed Route Bus Fleet Summary Information**

Fleet Series	Manufacturer Model/Year	Quantity In Revenue Service	Engine	Fuel Type	MPG	Life To Date Miles
<b>2108</b>	Gillig 40' Suburban 2018	1	Cummins ISM 280 HP	ULS Diesel	6.4	6,605
<b>2109</b>	Gillig 40' Suburban 2018	0	Cummins ISM 280 HP	ULS Diesel	6.6	0
<b>4501</b>	MCI D4500 45' 2009	1	Cummins ISM 480 HP	ULS Diesel	5.5	577,134
<b>4502</b>	MCI D4500 45' 2010	1	Cummins ISM 480 HP	ULS Diesel	5.5	617,258
<b>4503</b>	MCI D4500 45' 2010	1	Cummins ISM 480 HP	ULS Diesel	5.4	715,563
<b>4504</b>	MCI D4500 45' 2012	1	Cummins ISM 480 HP	ULS Diesel	5.6	551,078
<b>4505</b>	MCI D4500 45' 2015	1	Cummins ISX 385 HP	ULS Diesel	6.2	376,052
<b>4506</b>	MCI D4500 45' 2015	1	Cummins ISX 385 HP	ULS Diesel	6.2	370,881
<b>994</b>	El Dorado 22.5' AEROELITE 290	1	Ford F550	Gasoline	7.5	113,416
<b>Total Revenue Vehicles-Active Fleet:</b>		<b>84</b>				
<b>Contingency Fleet</b>		<b>0</b>				

	Revenue Fleet	Non-Revenue Fleet
<b>Miles:</b>	<b>349,103</b>	<b>48,947</b>
<b>Gallons:</b>	<b>68,124</b>	<b>2,285</b>
<b>Average Miles Per Gallon:</b>	<b>5.4</b>	<b>21.4</b>

	Current Inventory Value:
<b>Fuel, Coolant &amp; Lubricants:</b>	<b>\$131,629</b>
<b>Parts &amp; Supplies:</b>	<b>\$201,737</b>
<b>Total Value:</b>	<b>\$333,366</b>

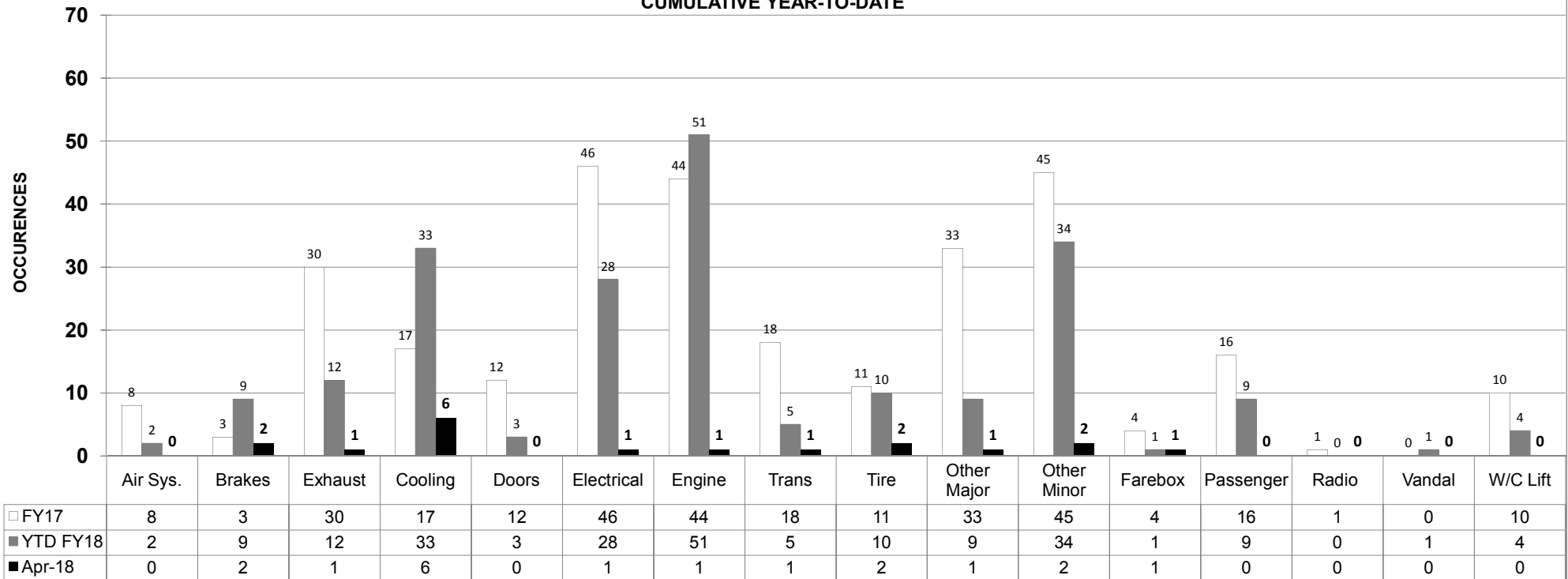
**Miles Between Major Mechanical Roadcalls**  
**FY17 vs. FY18 YTD**  
**Year to Date Comparison**



## **All ROAD CALLS - BY CATEGORY**

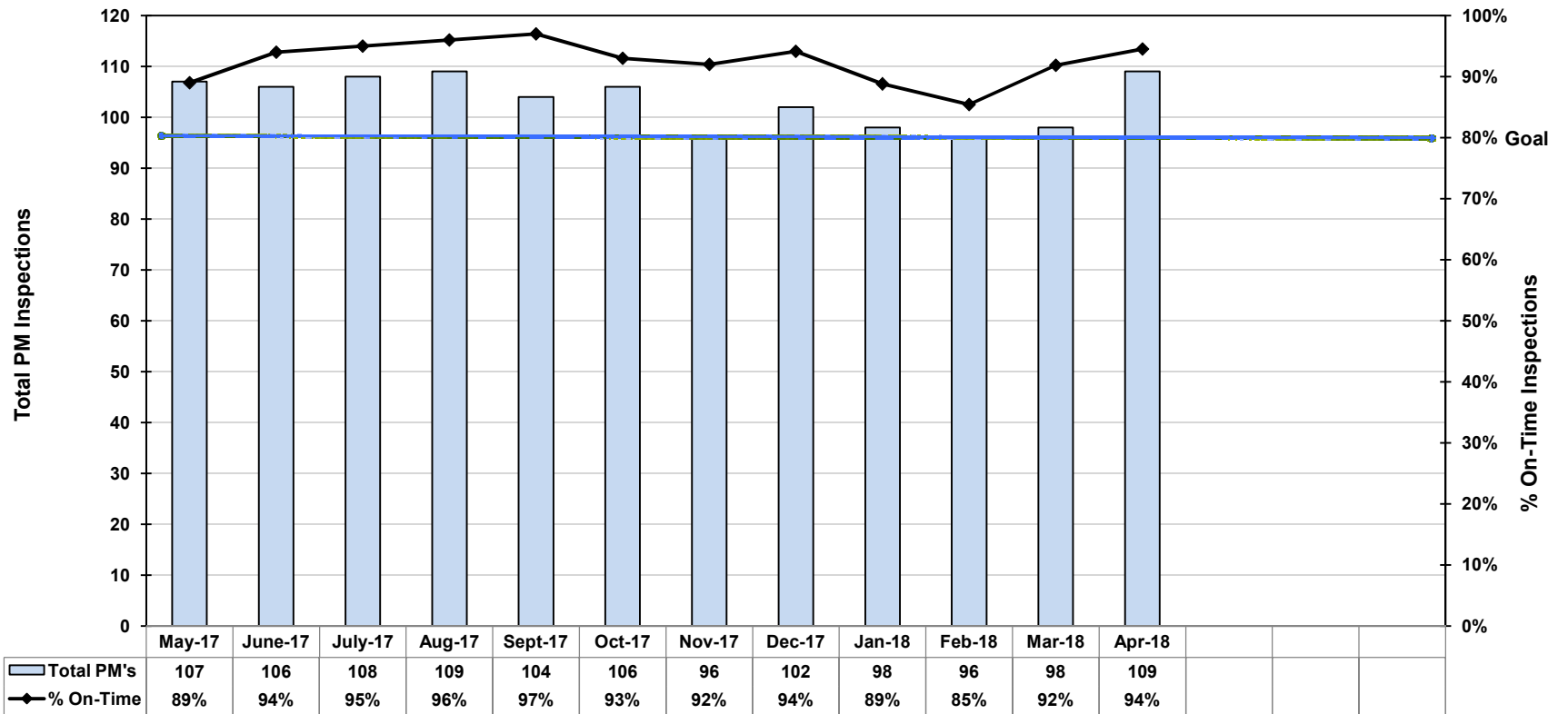
**FY 2017 & 2018**

**CUMULATIVE YEAR-TO-DATE**



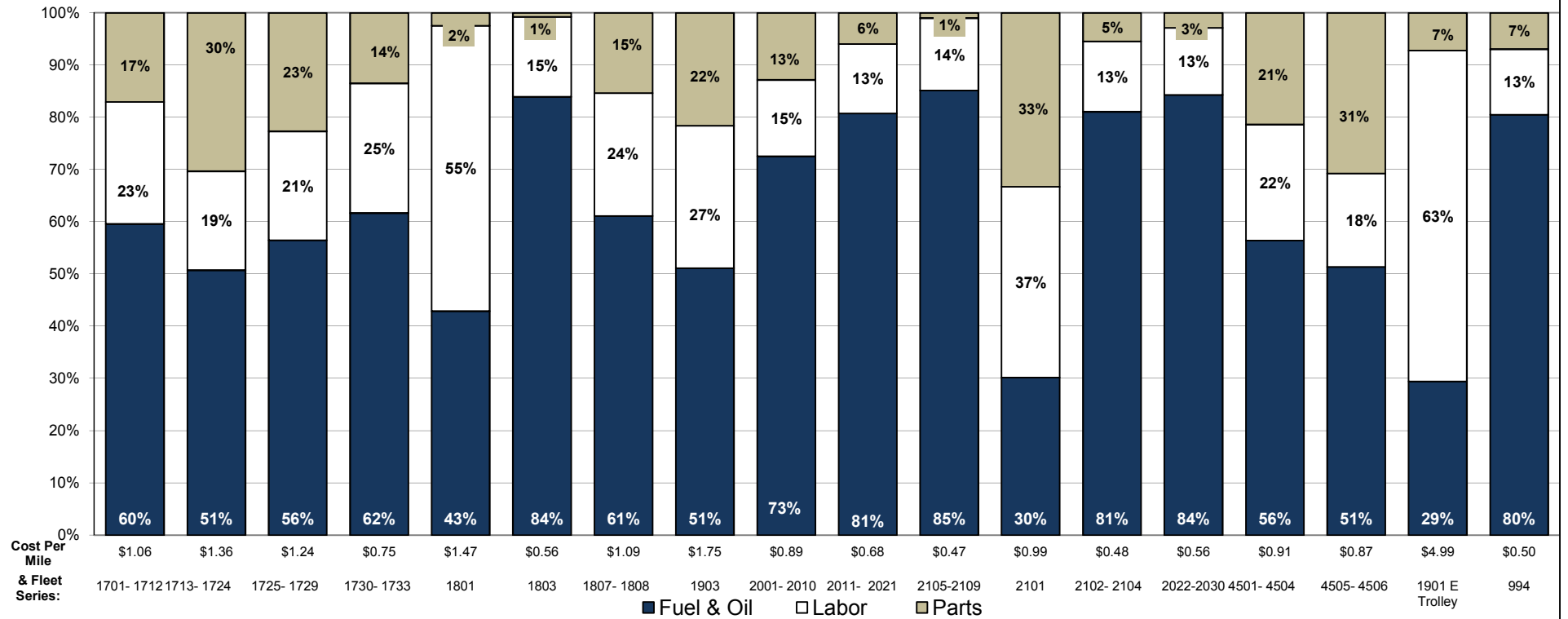
\* "Other Major" and "Other Minor" categories includes major or minor mechanical failures not listed on this chart

# PREVENTIVE MAINTENANCE (PMs) INSPECTIONS PAST TWELVE MONTHS



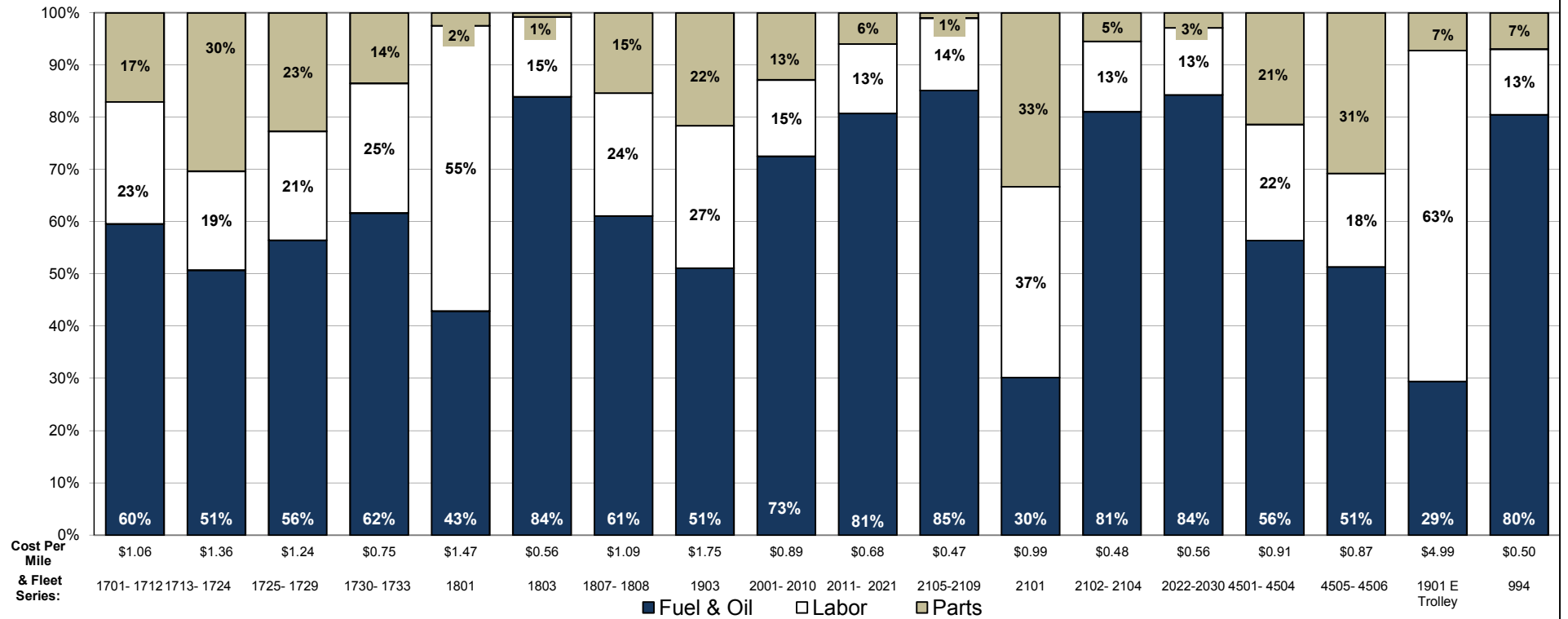
## Revenue Fleet: Cost Per Mile

April 2018



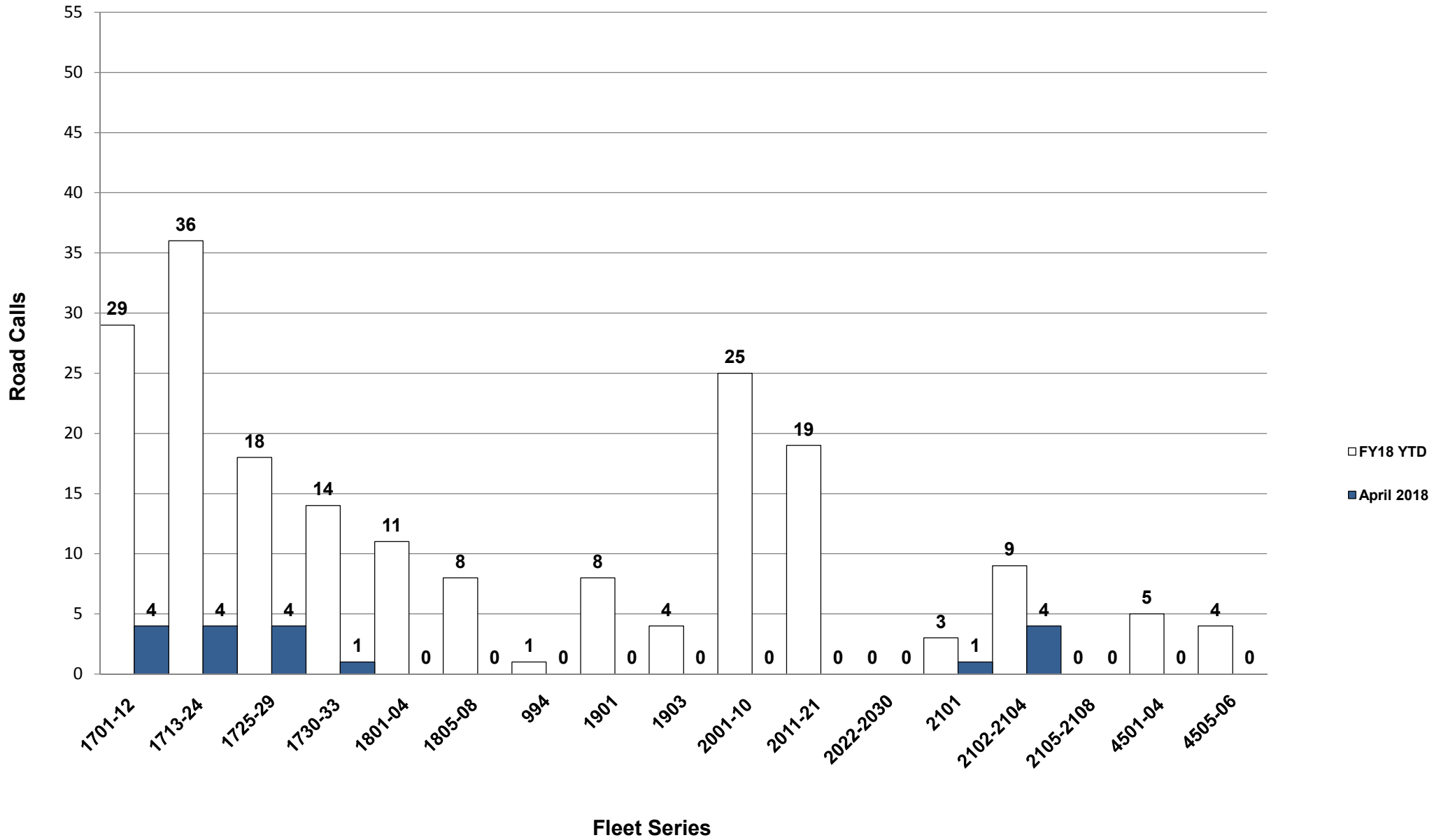
## Revenue Fleet: Cost Per Mile

April 2018



**April 2018: ALL ROAD CALLS BY BUS SERIES**  
**Major Mechanical: 15 Other/Minor Mechanical 3**

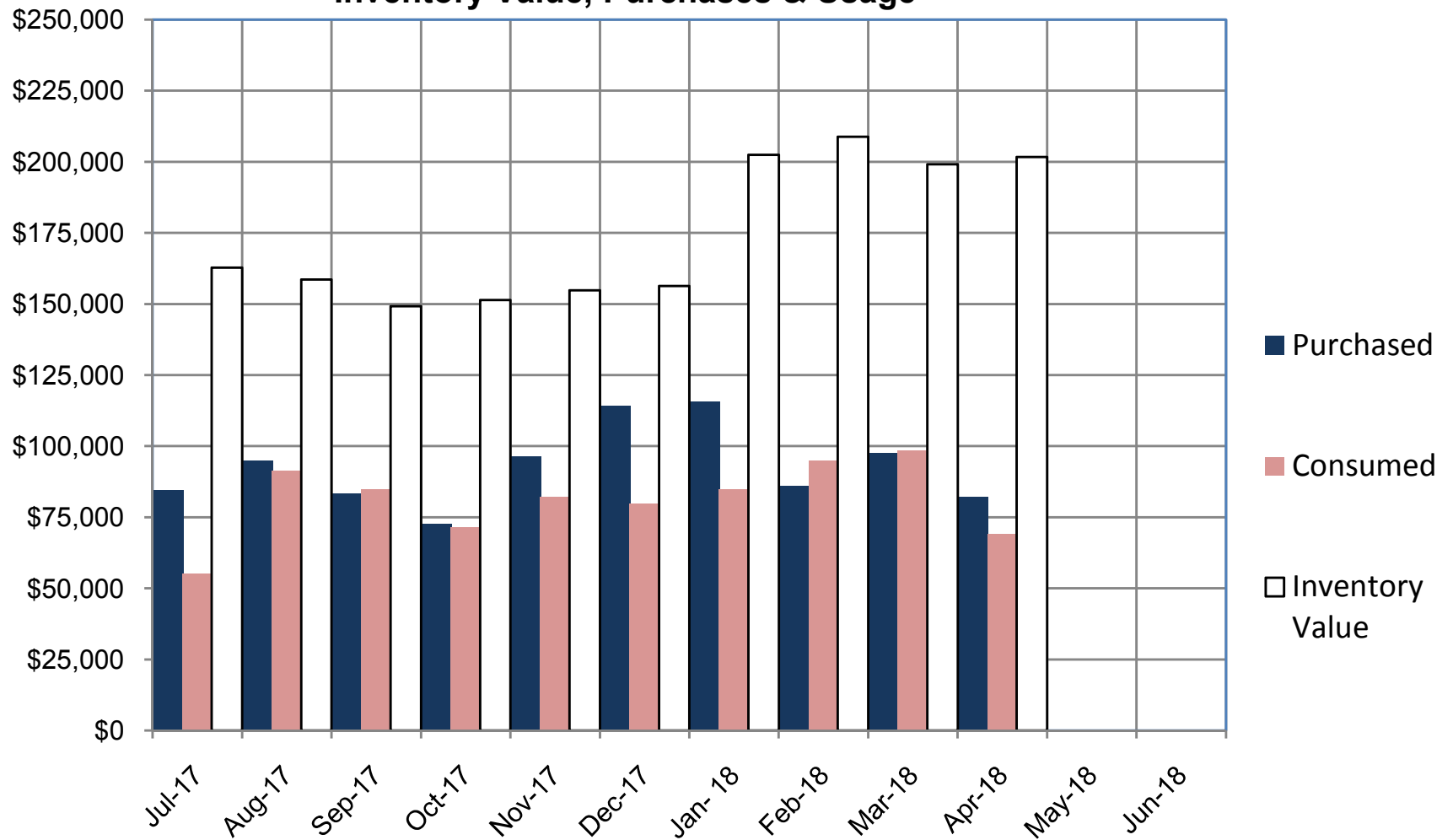
**Total Miles: 349,103**

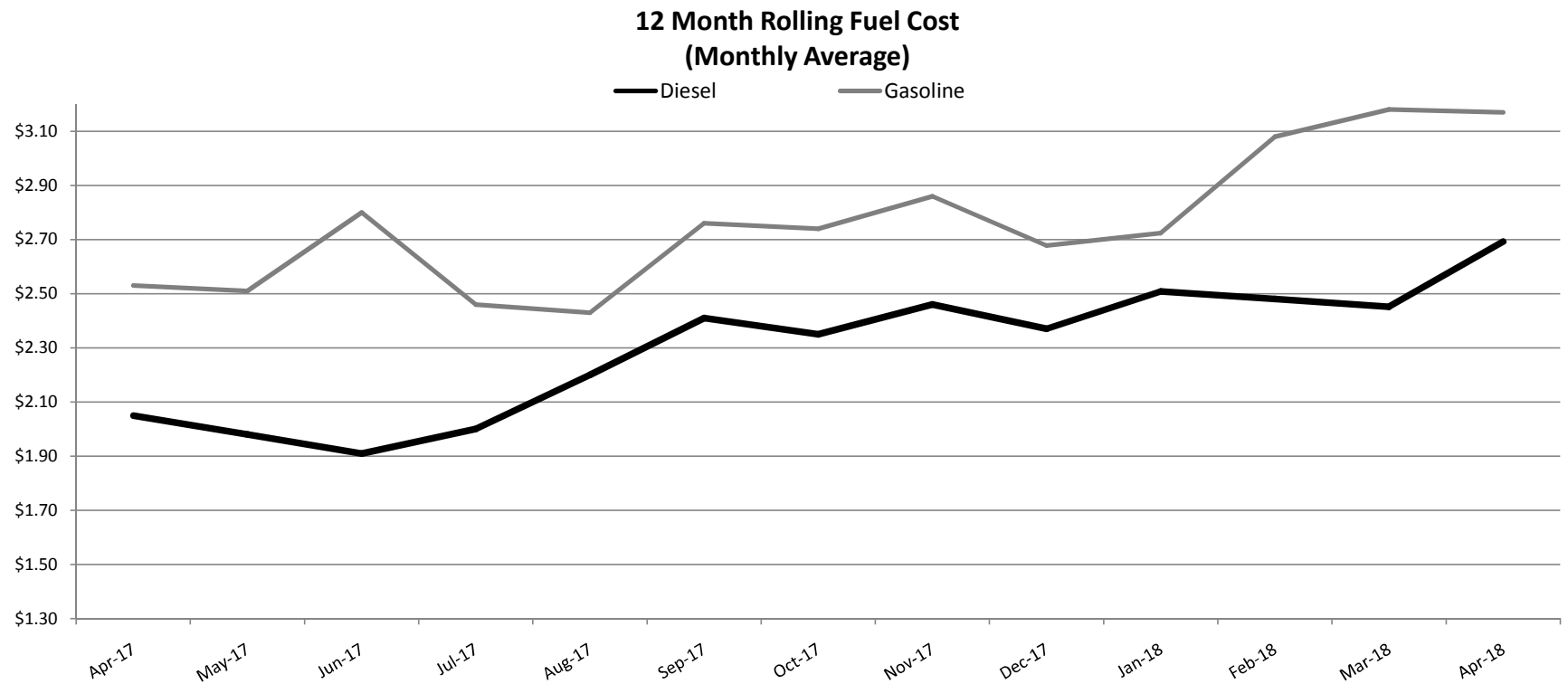




## FY 2018 - Fleet Support

### Inventory Value, Purchases & Usage





**12 Month Average:**  
Diesel: \$2.30  
Gasoline: \$2.78

**FY18 Average:**  
Diesel: \$2.39  
Gasoline: \$2.81

**FY2018 Fuel Budget**  
Diesel: \$3.10 Gallon  
Gasoline: \$3.20 Gallon

Date: May 29, 2018

To: C. Sedoryk, General Manager/CEO

From: Hunter Harvath, Assistant General Manager; Andrea Williams, General Accounting & Budget Manager; Mark Eccles, Director of Information Technology; Kelly Halcon, Director of Human Resources/Risk Management; Lisa Rheinheimer, Director of Planning and Marketing; Sonia Wills, Customer Service Supervisor; Mike Butler, Marketing Manager.

Subject: **Administration Department** Monthly Report –April 2018

The following significant events occurred in Administration work groups for the month of April 2018:

### **Human Resources – April 2018**

A total employment level for April 2018 is summarized as follows:

<b>Positions</b>	<b>Budget FY18</b>	<b>Actual</b>	<b>Difference</b>
Coach Operators F/T	148	138	-10
Coach Operators Limited Duty	0	0	0
CO Occupational Injuries	1	0	-1
Operations Staff	33	33	1
Maintenance & Facilities	54	55	-1
Administrative (Interns 1 PT)	30	30	0
<b>Total</b>	<b>266</b>	<b>256</b>	<b>-10</b>

\*Total budget numbers do not include the C/O on Long Term Leave as those numbers are already reflected in the Coach Operators/Trainees number.

<b><i>April Worker's Compensation Costs</i></b>	
<i>Indemnity (paid to employees)</i>	\$8,219.01
<i>Other (includes Legal)</i>	\$16,902.88
<i>Medical includes Case Mgmt, UR, Rx &amp; PT</i>	\$3,289.07
<i>TPA Administration Fee</i>	\$5,000.00
<i>Excess Insurance</i>	\$8,939.66
<b><i>Total Expenses</i></b>	<b>\$42,360.62</b>
<b><i>Reserves</i></b>	<b>\$1,925,019.99</b>
<b><i>Excess Reserved</i></b>	<b>(\$1,097,018.28)</b>
<i># Ending Open Claims</i>	37

## Training

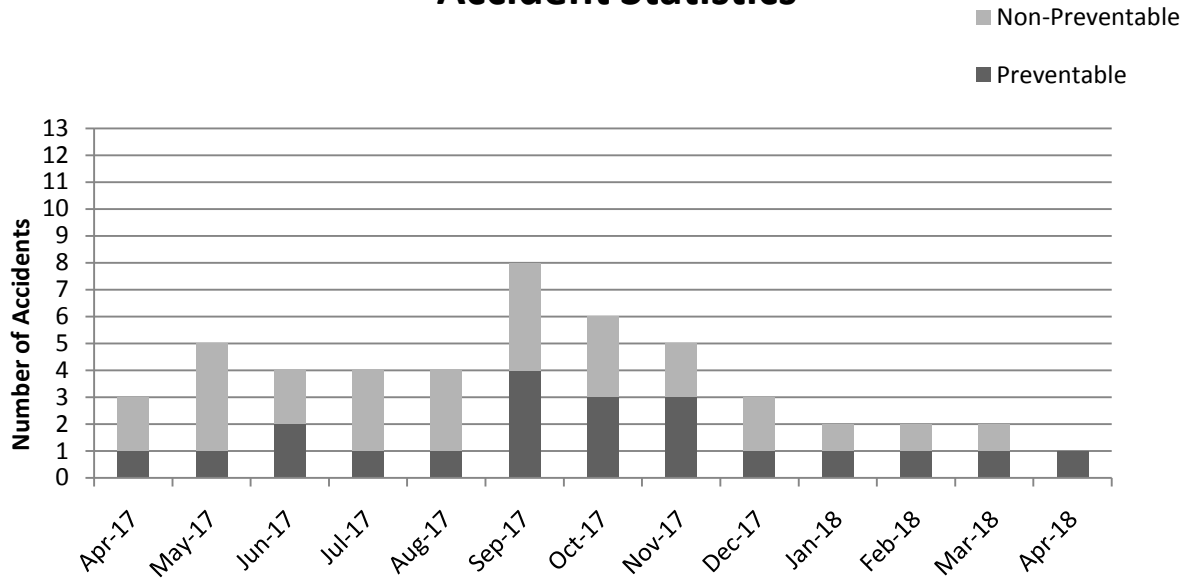
<b>Description</b>	<b>Attendees</b>
Annual Coach Operator Verification of Transit Training	0
Maintenance Safety Training: Fatigue, knee safety and inspections	20
Post Accident/Incident Re-training	2
Coach Operator Return to Work Training	0
Maintenance Safety Training: POM familiarization and route training to include proper gates to enter/exit Bolio and Franklin St.	2
Alliance Career Training: Advanced Business Writing	1
In-Service: 2018 Gillig Model 35' Low Floor Bus	1
Harassment Prevention Training for Transit Employees	18
In-service training: 2018 YALE forklift familiarization training	41
HR 101: Generations in the Workforce	13
Alliance Career Training Solution: Excel Pivot Tables	1
In-Service Training: Pulling In/Out E-Trolley from CARS Station	5

## Risk Management

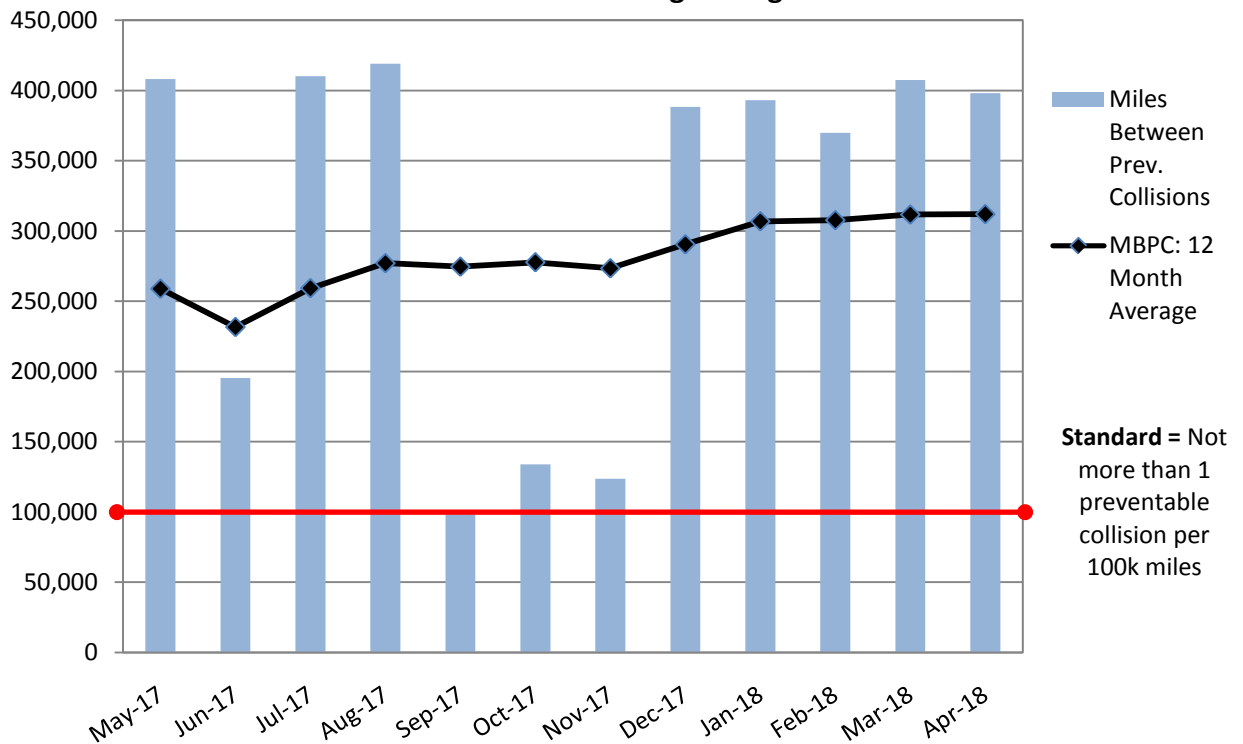
<b>Description</b>	<b>April 2018 Preventable</b>		<b>April 2017 Preventable</b>	
	<b>Yes</b>	<b>No</b>	<b>Yes</b>	<b>No</b>
<b>POV Vehicle hits MST Vehicle</b>	0	0	0	2
<b>MST bus hit stationary object</b>	1	0	1	0
<b>TOTAL</b>	<b>1</b>	<b>0</b>	<b>1</b>	<b>2</b>

During the month of April there was one minor occurrence of a bus making contact with a stationary object that was considered “preventable.”

## Accident Statistics



## Monthly Miles Between Preventable Collisions (MBPC) with 12 Month Rolling Average



# Customer Service Update – April 2018

	MST	Other Provider *	# of valid reports	% of reports received**	April 2017	% of reports received**
ADA Compliance	0	0		0.0%	0	0.0%
Agency Policy	0	0		0.0%	1	1.4%
Bus Stop Amenities	0	0		0.0%	4	5.7%
Carried By	0	0		0.0%	0	0.0%
Discriminatory behavior by employee	1	0		1.2%	0	0.0%
Early Departure	0	0		0.0%	6	8.6%
Employee Other	1	2		3.7%	5	7.1%
Fare / Transfer Dispute	2	2	1	4.9%	2	2.9%
Full Bus / Left Behind	1	0		1.2%		
Harassment by Employee	0	0		0.0%	0	0.0%
Improper Driving	8	3	2	13.4%	16	22.9%
Improper Employee Conduct	11	1	3	14.6%	8	11.4%
Inaccurate Public Information	2	0	1	2.4%	1	1.4%
Late Arrival	0	8		9.8%	3	4.3%
Late Departure	0	0		0.0%	0	0.0%
No Show	2	5		8.5%	3	4.3%
Off Route	0	0		0.0%	1	1.4%
Overcrowding	0	0		0.0%	0	0.0%
Passed By	3	0	2	3.7%	5	7.1%
Passenger Conduct	2	1		3.7%	0	0.0%
Passenger Injury	0	0		0.0%	1	1.4%
Reasonable Modification	0	0		0.0%	0	0.0%
Request To Add Service	2	0	2	2.4%	3	4.3%
Request To Reduce Service	0	0		0.0%	0	0.0%
Routing	5	0	4	6.1%	0	0.0%
Service Animal	0	0		0.0%	0	0.0%
Service Other	12	6	6/2*	22.0%	10	14.3%
Service Schedule	0	0		0.0%	0	0.0%
Taxi	0	0		0.0%	0	0.0%
Title VI Complaint	0	0		0.0%	0	0.0%
Unsafe Conditions	1	0	1	1.2%	0	0.0%
Vehicle Maintenance	1	0		1.2%	1	1.4%
Total reports MST and *Other Provider		82		100.0%	70	100.0%
Employee Compliment	2	1			5	

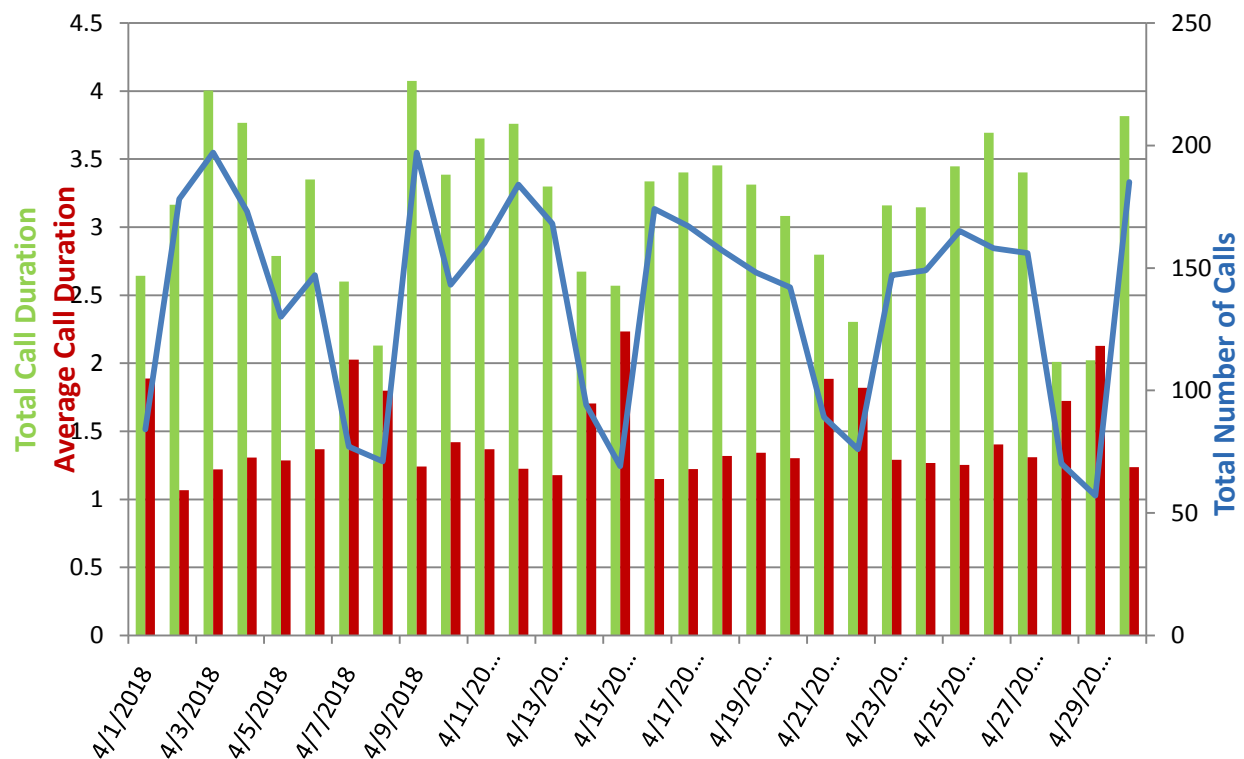
\*Operated by MV Transportation or taxi provider

\*\*Numbers may not add up exactly due to rounding

### Customer Service Call Center Report:

During the month of April 2018, MST received a total of 4,112 calls which lasted a total of 94 hours and 14 minutes. The average call duration was one minute and twenty-three seconds (1:23). MST received the most number of calls on Tuesday, April 3 and Monday, April 9 at 197. Of the total number of calls, 751 were routed to RealTime bus arrival information. Call volume was heaviest during the weekdays and lightest during the weekends, although average call duration spikes on the weekends due to the fact that there are no customer service representatives on duty. Rather, customers are attempting to get information from MST's pre-recorded automated system, which appears to take more time.

### Customer Service Call Center Report April 2018



## **Finance Update – April 2018**

### **General Accounting/Accounts Payable**

During the month of April, staff processed timely and accurate payments to vendors, recorded appropriate revenues, and prepared monthly financial reporting and analysis. Throughout the month, staff gathered the information necessary to complete the FY19 draft budget compilation for the Finance Committee's May meeting.

### **Payroll**

First quarter tax returns completed and filed. Routine changes and adjustments to payroll records were maintained along with filing of all federal, state, and retirement reports and payments on a timely basis. Payroll continued to provide hours and earnings reports upon request to MST departments.

### **Grants**

Staff continued work on the FY19 capital budget. State and Federal quarterly reports were submitted on time by the end of the month. The monthly invoice to Caltrans for reimbursement on TDA Construction activities was prepared and submitted.

### **Purchasing**

During the month of April, staff worked on a number of procurement and inventory management objectives. Parts staff worked diligently placing orders and managing inventory levels at both CJW and JLW locations. The inventory value for the month of April was \$201,737, which was a slight increase over March. MST received approximately 15 of the 25 Gillig buses on order. Approximately 10 were placed into service at month's end. Staff supported the registration process and set up of the assets in our management software. Staff is also working on the transition of the Parts Department to our newly renovated TDA location in mid June.

## **Information Technology Update –April 2018**

Staff worked with Operations and Maintenance Department personnel in monitoring the Intelligent Transportation Systems (ITS) equipment installed on the vehicles. These include the hardware and software for the Trapeze Group Automatic Vehicle Location system on the fixed route and Paratransit fleets. Staff monitored the Fixed Route Real-Time bus arrival/departure system. Staff replaced vandalized glass on a Real-Time electronic sign.

Staff monitored the Trapeze Group Enterprise Asset Management (EAM) vehicle maintenance system. Staff continued to support the users of the Serenic Navision accounting/payroll system. Staff monitored the functionality of the customer service database. Staff monitored and configured the WiFi systems installed on 15 buses used on the commuter routes.

Staff worked with Giro and MST staff in the ongoing implementation of the latest modules in the Hastus system.

Staff worked with vendors and MST departments in relation to the continuing



remodel of the TDA Maintenance/Operations site.

Staff liaised with the County of Monterey Information Technology Department and Trapeze Group regarding the maintenance of the radio/data communications in the MST service area.

Staff monitored and configured the AT&T-managed Voice Over Internet Protocol (VOIP) telephone system. Staff completed the VOIP telephone system installation at 1 Ryan Ranch Road. Staff liaised with AT&T toward the anticipated June 1, 2019, VOIP and data link turn up at 15 Lincoln Ave.

Staff continued to support other MST staff members as needed, proactively ensuring that all were supported fully with their IT requirements.

## Marketing Update – April 2018

### RealTime Usage:

2017	Text	RealTime Phone	CSR Phone	App Sessions	App Users
July+	177	*	2,364**	*	*
August	3,959	1,332	4,463	70,282	4,552
September	5,297	1,379	4,614	99,289	4,919
October	6,168	1,306	3,769	112,114	5,381
November	5,805	1,321	4,278	107,642	4,932
December	5,956	1,212	3,913	86,928	4,615
<b>2018</b>					
January	5,520	1,193	4,013	99,050	4,711
February	5,536	1,290	4,028	118,088	4,999
March	5,758	961***	4,259	115,521	4,994
April	7,101	751	4,112	129,201	5,451

### Notes:

- <sup>+</sup> RealTime was launched July 24, 2017.
- <sup>\*</sup> RealTime phone and Transit App usage is not available for July.
- <sup>\*\*</sup> Due to an AT&T system glitch, there was no phone data recorded from July 20-31 even though calls were received.
- <sup>\*\*\*</sup> The number of MST RealTime phone calls received during the month of March was below average. This irregularity was a result of the RealTime phone system being unavailable due to a lost data connection March 17-20. During these four days, there were no RealTime phone calls received. The average daily number of calls received through the RealTime phone system was 31 during the month of March.

**Published news stories include the following:** “Monterey-Salinas Transit service area expanding” (*King City Rustler*, 4/10/2018), “The Buzz: Good Week/Bad Week”

(*Monterey County Weekly* 4/12/2018), "Measure X, SB1 contribute to a Monterey County transportation infrastructure boom" (*Monterey County Herald*, 4/30/2018)

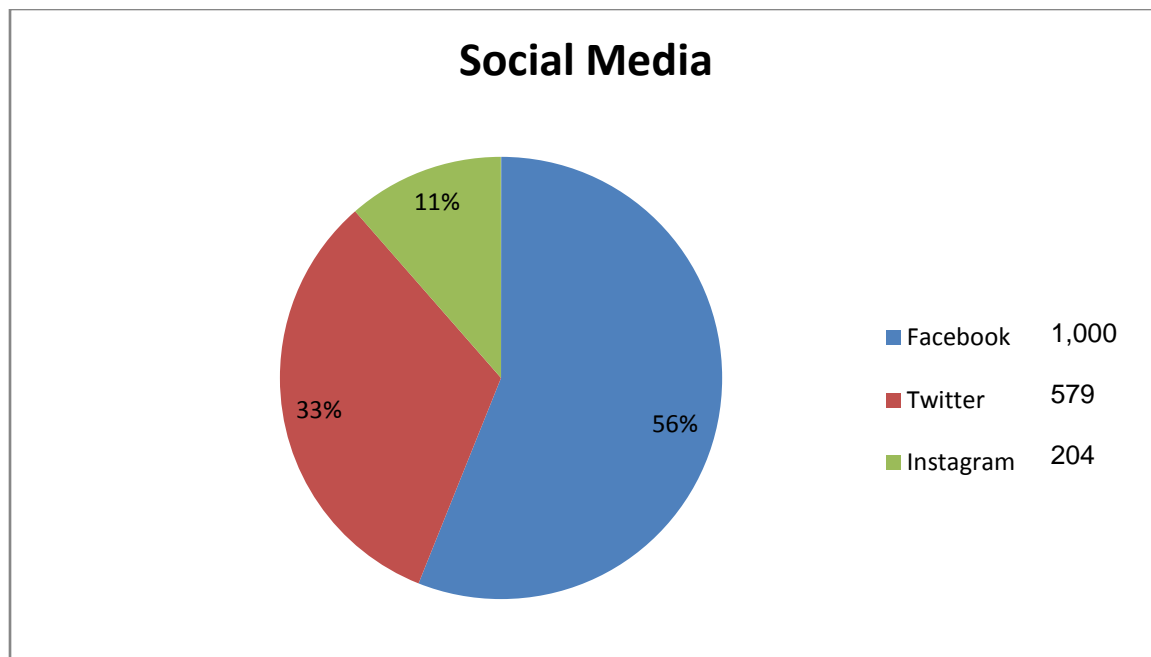
**Press releases sent include:** "MST Service Changes Go Into Effect Saturday, April 21, 2018" (4/18/2018)

**Marketing activities:** Staff continued planning the Monterey Bay Operations and Maintenance Facility (TDA) ribbon-cutting event and made a site visit; staff designed and began production of TDA facility signage; staff made updates to the Mobility Services booklet, and began updates to two other brochures; staff created the Free Summer Youth GoPass flyer; staff updated the Title VI notice of language assistance; staff made minor revisions to mst.org and created posts for Facebook, Twitter, and Instagram.

**Community outreach:** staffed information booth at Good Old Days in Pacific Grove; staffed information booth for Earth Day at Monterey Peninsula College; staffed information booth for Earth Day at the Presidio; staffed information booth at the Veteran Treatment Court event in Seaside; staffed information booth at Chinatown Community Resource Fair in Salinas; staffed information booth at the Summer Activity Expo in Salinas; staffed information booth at Salinas Founders Day in Salinas; staffed information booth at the CET 4th Annual Job and Resource Fair in Salinas; staffed information booth at CHP Age Well, Drive Smart workshop in Monterey; staffed information booth at the Community Job Fair in Monterey; staffed information booth at CHOMP Mobile Clinic in Seaside.

**Presentations:** presented to participants attending the CHP Age Well, Drive Smart workshop in Monterey.

**Collaborative/Committee's:** attended HOME Collaborative meeting in Castroville; attended P.A.R.T.S collaborative in Soledad; attended S.C.O.R.E collaboration meeting in Camphora; began to work with schools/ agencies for the FREE Summer Youth GoPasses.



Overview by Social Media Platform:

Twitter



Facebook

*We reached 1,000 fans this month!*



## Instagram



**Notes:** On Twitter, "following" someone means that you will see their tweets (Twitter updates) in your personal timeline. Twitter lets you see who you follow and also who is following you. Followers are people who receive other people's Twitter updates.

A Facebook "fan" is a user who likes a particular Facebook page. Users who "like" a page are able to receive updates from that page's administrator through status updates, posted content, and event invitations. A list of pages a fan has liked will appear on his or her profile page.

"Engagement" is the sum of likes and comments received by all posts.

"Traffic" is the total number of clicks on all the links posted.

## Planning Update – April 2018

During the month of April, staff continued to monitor the revenues and expenses for the military partnerships and visited the Presidio approximately one day each week to assist with the program. Revenues received from the federal transit benefit have stabilized and increased during recent months so that revenues are matching expenses and have fully made up for previous losses. Staff has been actively advocating for this program during its Congressional visits to ensure that it continues with the comprehensive tax reform bill that was passed in December 2017. As such, staff will continue discussions with the Presidio to reevaluate the program with some expansions possible for the future. Staff worked with the Presidio on identifying locations for new bus stop shelters, which have been delivered from the supplier. The Presidio staff is working on the required site work to allow installation of the shelters. As reported in February, only one new shelter had been installed at one of the higher ridership stops. Staff also collected comprehensive ridership information at the request of the Presidio. This information will be used to better deliver transportation throughout the base.

In April, staff continued a bi-weekly check-in meeting with the consultant and Santa Cruz METRO for the Bus Operations on Highway 1 Shoulders and the Monterey Branch Line Feasibility Study. Staff reviewed the Administrative Draft Study submitted by the consultant in April and asked MST's funding partners for their feedback as well.

Staff continued planning efforts in support of National Environmental Policy Act (NEPA) for the South County Operations and Maintenance Facility. A draft NEPA document was submitted to the US Department of Agriculture (USDA) and Federal Transit Administration (FTA) for review and comment in August 2017. Since August, the USDA and FTA have had multiple comments which have required additional work. The federal environmental document submitted was under the category of Categorical Exclusion. As of April, the USDA approved the NEPA documentation while no concurrence was made by FTA. After receiving feedback from King City staff about a January submittal of a conditional use permit application, MST staff submitted additional information to complete the permit application in April.

In April, staff continued to gather data in support of the Salinas Valley Express Transit Corridor Study with consultant staff from Fehr and Peers. The study will review options for faster transit service along the US 101 corridor between King City and Salinas.

In April, staff met with CSUMB staff to plan for the academic year 2018/19. Every spring, MST and University staffs meet to plan CSUMB routes and appropriate levels of service for the next school year within funding constraints.

Throughout the month, staff continued participating in meetings with various local agencies, including the Transportation Agency for Monterey County, Association of Monterey Bay Area Governments, Salinas Valley Chamber of Commerce Government Relations Committee, Monterey County Business Council, and the Fort Ord Reuse Authority.

# Monterey-Salinas Transit service area expanding

(/tracking/social?id=58648&target=facebook)

(/tracking/social?id=58648&target=twitter)

## More bus drivers needed

*By: Samantha Bengtson - Updated: 2 hours ago*

**SOUTH COUNTY** — Monterey-Salinas Transit (MST) is improving its services and expanding facilities to South County while also looking for bus drivers.

"One of the things that has changed about MST is our service area has grown substantially," said Hunter Harvath, assistant general manager. "It seems like every few years we're adding a new extension, and we now serve one-fifth of the coast of California."

MST is experiencing a big jump in ridership, according to Harvath, due to its military partnerships and free fares in Salinas on Saturday and Sunday.

The South Monterey County community will soon have a maintenance facility in King City thanks to a grant that MST received. According to Harvath, MST is currently working on the permits for the facility.

"Over 30 new buses will arrive later this year, so our long suburban coaches that travel long distances will be replaced," said Harvath.

MST riders can also use the Real Time app on smart phones to find out where their bus is and how long until arrival.

The mobile app is connected to MST buses through GPS and sends information in English and Spanish.

MST recently completed a South County marketing campaign to increase awareness of services in the area. The campaign coincided with the 10th anniversary of introducing MST service to Gonzales and the rest of South County.

"We have funding to expand our roots, including wanting to do hourly service on line 23, but we can't find well-qualified bus drivers," Harvath said. "You don't need to already know how to drive a bus. You need to have a driver's license."

MST provides bus driver training to qualified individuals. For more information, go to [www.mst.org](http://www.mst.org) (<http://www.mst.org>).



# The Buzz

---

The Buzz 04.12.18

15 hrs ago

## THE BUZZ

### GOOD WEEK / BAD WEEK

#### GOOD:

Good news is coming for **Monterey-Salinas Transit** riders and drivers, with a fleet of new buses coming online. Some old buses have close to 1 million miles and 18 years in service, and are being retired for more fuel-efficient, updated vehicles with features like adjustable foot pedals and LED-lighted signs. The first 13 brand-new buses went into service in the past two weeks, and 13 more new buses will roll out by the end of June, replacing about one-third of the operation's entire fleet. The upgrade, which costs some \$12.3 million, is being funded by a combination of federal, state and local funding. The new buses are manufactured in Livermore, California, by **GILLIG Corporation**.

#### BAD:

**Brenda Lewis**, a member of the board of the **Monterey Peninsula Water Management District**, is facing steep fines from the California **Fair Political Practices Commission**. When commissioners meet April 19 in Sacramento, they're set to discuss a default decision – and \$28,000 proposed penalty – for seven alleged failures to file on-time campaign statements. A default happens when the respondent does not reply to the FPPC. If approved, the case goes to collections, "and the state

Noon-1pm Sun April 15. Monterey Sports Center, 301 E. Franklin St., Monterey. Free. [monterey.org/sportscenter](http://monterey.org/sportscenter).



Agenda unveiled for Infrastructure Summit; Mourning the loss of an industry leader and true innovator.

[View this email in your browser](#)



**A Weekly Newsletter Promoting Monterey County:  
Open for Business**

*Business Council members identified as (BCM)*

**Friday, April 20, 2018**

**Edition 738**



## **Stuck in traffic? Water issues? Internet too slow? High utility rates?**

Broadband, Energy, Water, Transportation, Waste Management, Transportation –they're the fundamental systems and structures upon which our local economy relies.

We're taking those crucial frameworks and putting them on the table for closer examination and in-depth panel discussions. Join MCBC on **Monday, April 30** for our [Infrastructure Summit](#) at Embassy Suites by Hilton Monterey Bay in Seaside.

On the agenda:

### **Salinas Ground Water Panel**

Moderator: Norm Groot (Farm Bureau)

Panel: Salinas Valley Basin Groundwater Sustainability Agency (SVBGSA); California Water Services Company, Monterey County Water Resources Agency

### **Coastal Water Panel**

Moderator: Dennis Allion, City of Del Rey Oaks Council Member

Panel: California American Water Co.; Marina Coast Water District (MCWD); Monterey One Water (MOW); Monterey Peninsula Water Management District; Sea

[Subscribe](#)[Past Issues](#)**Future of Water Panel**

Moderator: Phyllis Meurer

Public Water Now; California American Water Co.; MOW; Deep Water Desal;  
SVBGSA; MCWD

**Transportation Panel**

**Monterey Salinas Transit**, TAMC; CALTRANS; Association of Monterey Bay  
Governments; Monterey Bay Unified Air Pollution Control District, Monterey  
Peninsula Airport District

**Regional Waste Panel**

Salinas Valley Recycles; Monterey Regional Waste Management District;  
Greenwaste Recovery; Waste Management Co.

**Broadband/Telcom Panel**

ATT; Charter Communications; Central Coast Broadband Consortium, Redshift


[RSVP](#) now for a day of fascinating panel discussions on the current state of  
infrastructure needs in Monterey County. Cost is \$50 for members, \$75 for non-  
members.

## Measure X, SB1 contribute to a Monterey County transportation infrastructure boom

### Organizations look to catch up with population growth

By Vicky Stein , [newsroom@montereyherald.com](mailto:newsroom@montereyherald.com)

Monday, April 30, 2018



Seaside >> Two years after Monterey County's Measure X increased sales tax by .375 percent, transportation infrastructure agencies have put the new funds to use, trying to catch up to the area's recent population growth.

"It's a really big deal," said Heather Adamson, director of planning at the Association of Monterey Bay Area Governments. "There's a lot going on since the measure passed."

At the Monterey County Business Council Infrastructure Summit, held Monday at the Embassy Suites in Seaside, panelists also included representatives from Monterey-Salinas Transit, the Transportation Agency

for Monterey County, Monterey Bay Air Resources District and the Monterey Peninsula Airport District.

AMBAG's regional plan across Monterey, Santa Cruz and San Benito counties calls for \$10 billion in the next 10 years for improved transportation; much of the necessary state and federal funding toward that goal relies on matched local money. With a combination of Measure X and state Senate Bill 1, a gas tax and bump in vehicle licensing fees meant to boost transportation infrastructure, Monterey County will be making use of around \$4.5 billion of the money allocated in the regional plan.

Each organization is planning efforts to try to catch up with the Monterey Bay region's recent growth and congestion, with an eye toward changes that could make transportation in the area faster and more environmentally friendly.

Panelists mentioned roundabouts or traffic circles as an example of a likely improvement that area residents might see more of in the near future — by eliminating full stops, a roundabout can increase the efficiency of vehicles on the road and decrease stop-and-start traffic.

"We are stuck in traffic, too," said Carl Sedoryk, CEO of Monterey-Salinas Transit. He plans to improve bus routes in some areas by creating a dedicated lane for bus traffic on the shoulder of existing major roads, speeding up commuter traffic for over 4 million individual rides each year.

Other projects are still a stretch despite the recent funding. Improvements to Highway 156, which is a major corridor for tourists and others from the Bay Area and the Central Valley, are estimated to cost a total of \$364 million, which would make it the biggest single project ever in Monterey County. Debbie Hale, executive director of Transportation Agency for Monterey County, anticipates that it's a project that the county will need to tackle "one bite at a time."

"We've let some of this go over the years," said the panel's moderator, Richard Stedman, who is also an air pollution control officer with the Monterey Bay Air Resources District, "and now we have to catch up."

But obstacles remain for the planned infrastructure improvements. A bill repealing SB1 recently qualified for the state ballot in November and the panelists expressed concern that their projections for the next 10-20 years might be in vain were the repeal to pass.



ADVERTISEMENT

L.A. NOW LOCAL

# Stalls, stops and breakdowns: Problems plague push for electric buses



By **PAIGE ST. JOHN**  
MAY 20, 2018 | 6:00 AM



BYD in 2017 doubled the size of its production facility in Lancaster. Metro evaluators criticized production in the original facility as "disorganized." (Mel Melcon / Los Angeles Times)



When Chinese battery maker BYD Ltd. approached Southern California officials in 2008 touting ambitious plans to build electric cars, local politicians jumped at the promise of thousands of jobs and cleaner air.

In the nine years since, agencies have awarded BYD grants, subsidies and public contracts worth more than \$330 million for its battery-powered buses, forklifts and trucks. The company is positioned to be a prime supplier of electric buses to the nation's second-largest system, as Los Angeles' Metro sets a 12-year deadline to abandon fossil fuels.



inRead invented by Te



Replay

ADVERTISEMENT

ADVERTISEMENT

But largely unbeknownst to the public, BYD's electric buses are contending with a record of poor performance and mechanical problems.



A Times investigation found its buses stalled on hills, required service calls much more frequently than older buses and had unpredictable driving ranges below advertised distances, which were impaired by the heat, the cold or the way drivers braked.



A federal testing center and transit agencies across the country logged driving ranges that were dozens of miles short of company claims, limiting the routes they can handle and requiring passengers to shuffle onto replacement buses when the batteries go low.



The first five buses BYD sent to Los Angeles Metro were pulled off the road after less than five months of service. Internal emails and other agency records show that agency staff called them "unsuitable," poorly made and unreliable for more than 100 miles. Despite strong concerns from its own staff about the quality and reliability of the company's vehicles, the transit agency awarded BYD tens of millions of dollars more in public contracts.

BYD's expansion underscores a major shift at public transit agencies in California and around the country as officials try to reduce pollution and comply with climate change goals by investing taxpayer dollars into electric vehicle technology even as it develops. BYD has won passionate support from some of the region's most powerful politicians.

Thousands of pages of public records and interviews with those dealing directly with the company show BYD to be a skilled political operator. The company's business model involves hiring lobbyists and grant writers to secure no-bid purchases by public agencies, and it has invited public officials on foreign junkets and employed their close associates. Those officials then repeatedly came to the company's defense as concerns about the buses heightened.



BYD's backers hail electric buses as a clean-burning answer to the belching municipal rigs of the past and the natural gas models that followed. In the onset of this conversion, BYD — and, to an extent, the rest of the electric bus industry — has struggled to make buses that run as reliably and cheaply as the fleets they seek to replace.



Some transit officials say problems are to be expected as new technology makes its debut on busy city routes, and that environmental benefits are worth the gamble. But critics, including some within the Metro staff, are alarmed by BYD's track record and have questioned further massive public investment in the company.

BYD executives rebutted reports of poor performance and recurring mechanical problems, contending the company has received overwhelmingly positive feedback from transit districts. However, government emails and bus inspection records show that multiple agencies have confronted the company on quality and range issues. BYD executives blamed those issues on outside forces, including drivers braking too hard, a negative publicity campaign by labor activists pushing to unionize BYD employees and transit managers they say are insufficiently committed to switching to electric. They maintained that the company should be lauded for providing an important public service.

"If you want to find the problem for the new technology, you always can try to," said Stella Li, president of U.S.-based BYD Motors Inc. "If you want success," she said, "everything is positive."





BYD Motors President Stella Li sits between Lancaster Mayor Rex Parris, left, and then-County Supervisor Mike Antonovich in 2013. Antonovich's county staff helped scout locations for BYD and his wife counseled the company while he owned BYD stock. (Francine Orr / Los Angeles Times)



## Born of necessity and political connections

The deep bond between Los Angeles and BYD, built on the promise of jobs, began at a cocktail reception in Tianjin, China, in September 2008.

Christine Antonovich, wife of then-Los Angeles County Supervisor Mike Antonovich, accompanied a Los Angeles delegation to a business forum where her husband was a guest speaker. It was there that regional business promoter Bill Allen said Christine Antonovich pulled him aside to meet an executive from a Chinese company looking to invest in the U.S.

BYD was then a cellphone battery supplier with an automotive branch churning out cheap gas cars. Its chairman boasted of plans to dominate world auto sales by 2025, a claim made more credible by the news that came days before that billionaire investor Warren Buffett bought a 10% stake in the Chinese company. Buffett, still a major stockholder, said publicly the draw was BYD's electric vehicle plans.

Following the meeting, Allen's nonprofit Los Angeles County Economic Development Corp. began to woo what business development pitches described as a 2,000-worker



car assembly plant for BYD.



ADVERTISEMENT

The Antonovich team would prove key to BYD's decision to narrow its choice to Los Angeles County, opening headquarters in downtown L.A. in exchange for an \$8-million incentive package and an assembly plant in Lancaster in return for the desert town's \$1.45-million enticement.



Christine Antonovich, a former Chinese actress who sidelined as a business consultant, shepherded Lancaster officials through private dinners and trips to China to meet with BYD executives. She declined repeated requests to discuss her role with BYD, but her husband said she received no compensation for her work on the company's behalf.

Mike Antonovich was chairman of Metro, the nation's second-largest bus transit system. He presided on a government board steering Metro's use of electric buses and sat on the regional air quality board that doled out state grants for which BYD would apply.

State ethics filings show that in 2009 and 2010, Mike Antonovich held BYD stock valued at less than \$10,000. At the same time, Christine Antonovich counseled BYD, and city emails show that her husband's county staff scouted business locations for the company. The stock no longer appeared on his financial disclosure form the next year when Antonovich and then-Los Angeles Mayor Antonio Villaraigosa co-sponsored a \$30-million Metro project to test new bus technology. Almost all of that money would be awarded to BYD.



BYD and then-Supervisor Mike Antonovich, third from left, unveil the first five electric buses delivered to Metro in 2015. Instead of going into service, the buses were sent back to BYD for "extensive" reworking. (Barbara Davidson / Los Angeles Times)



Over the next five years, Antonovich introduced or voted on multiple public initiatives that benefited BYD, including a \$1.9-million grant for Lancaster's bus agency to buy BYD buses, Metro contracts with the company and policies to convert the entire fleet to electric. In 2015, BYD and its executives made the first of what would be \$13,500 in political contributions to Antonovich or his officeholder account. Antonovich has since retired from the board.

The Times found a single instance in which Antonovich declared a conflict of interest — sitting out a vote by the regional air pollution board on an \$8-million grant for BYD electric trucks.



Antonovich denied having a conflict of interest otherwise. "When I voted, I was advised that it was proper to vote," he said during a brief interview at a BYD reception before two of the company's employees whisked him away to a back room. He refused to say who gave him that advice and did not respond to subsequent attempts to contact him.



To avoid conflicts, Metro provides directors with a list of companies affected by scheduled votes before meetings so they can check against past campaign contributions. The list for meetings on which Antonovich voted included BYD, according to copies provided to The Times. Since 1997, the state has also prohibited Metro directors from accepting more than \$10 from entities doing business with the public agency.

Metro Inspector General Karen Gorman would not comment on the propriety of those donations. Through an agency spokesman, she said it was not within Metro's jurisdiction to enforce the state contribution restriction, and that Antonovich "was no longer on the Metro board when we became aware of the contributions question."

BYD now employs more than 700 workers in Lancaster, and the Antelope Valley Transit Authority is converting its entire fleet to BYD buses.

"When we support our local community, we're supporting it. I don't care how much they cost," Lancaster Vice Mayor Marvin Crist said at a 2014 transit board meeting to buy eight electric buses, arguing BYD's higher cost was offset by the boost to the local economy.

The purchase was thrown out a month later after objections that the decision violated state law, as it was not posted on a public agenda. Two years later, the transit agency gave a \$72-million contract to electrify its entire fleet to BYD, the only company to bid.

BYD paid for Antelope Valley's transit manager, Len Engel, to spend a week in 2016 visiting its facilities in China, on what officially was a plant inspection. Engel said he did not complete a written report from his trip, nor was he able to provide a copy of the itinerary or other documents detailing how his time was spent there. He was accompanied by six U.S. transit officials whose travel expenses also were covered by BYD. The gift was not reported as required by California ethics laws, until after The Times raised questions.

Six months after the China trip, BYD sent Engel to Ecuador for nearly a week and he gave a 15-minute speech at a three-day conference on urban development and housing. At his recommendation, BYD hired his sister-in-law to an administrative post. Engel said the relative's hiring bought BYD no favors and that she was "absolutely qualified."



With visions of electric car sales, Los Angeles city leaders in 2010 fast-tracked an \$8-million incentive package to secure BYD's downtown headquarters. By 2016 the showroom remained nearly empty. (Rick Loomis / Los Angeles Times)





The city of Los Angeles also chased BYD's jobs. Term sheets in city files show promises from Austin Beutner, then-Mayor Villaraigosa's deputy in charge of business development, that sought to lure the company and fast-track its introduction.

TOPICS

SUBSCRIBE  
SALE: ONLY 10¢ A WEEK

LOG IN

**MEMORIAL DAY SALE** | 10¢ a week for 20 weeks

Beutner, recently appointed superintendent of the Los Angeles Unified School District, did not respond to repeated interview requests concerning BYD. Villaraigosa sidestepped questions at a BYD function last fall about whether the company delivered on its promises and focused instead on what he called "the revolution."

"Electric vehicles are the future," Villaraigosa said.

In response to the city's overtures, BYD laid out a five-year business plan to import more than 55,000 electric cars. It was enough to put the Chinese company at the forefront of the U.S. market. BYD later abandoned the plan as gas prices fell and consumer appetite waned.

The public market for electric buses, however, only grew.



In 2010, BYD's California venture focused on electric cars, including the e6. BYD Chairman Wang Chuanfu presents then-Los Angeles Mayor Antonio Villaraigosa a gift depicting the car, which was never marketed to U.S. consumers. (Al Seib / Los Angeles Times)



## Problems from the start

On a sunny morning in spring 2015, BYD rolled out its first five buses for an Earth Day ceremony outside the Los Angeles County Metropolitan Transportation Authority headquarters.

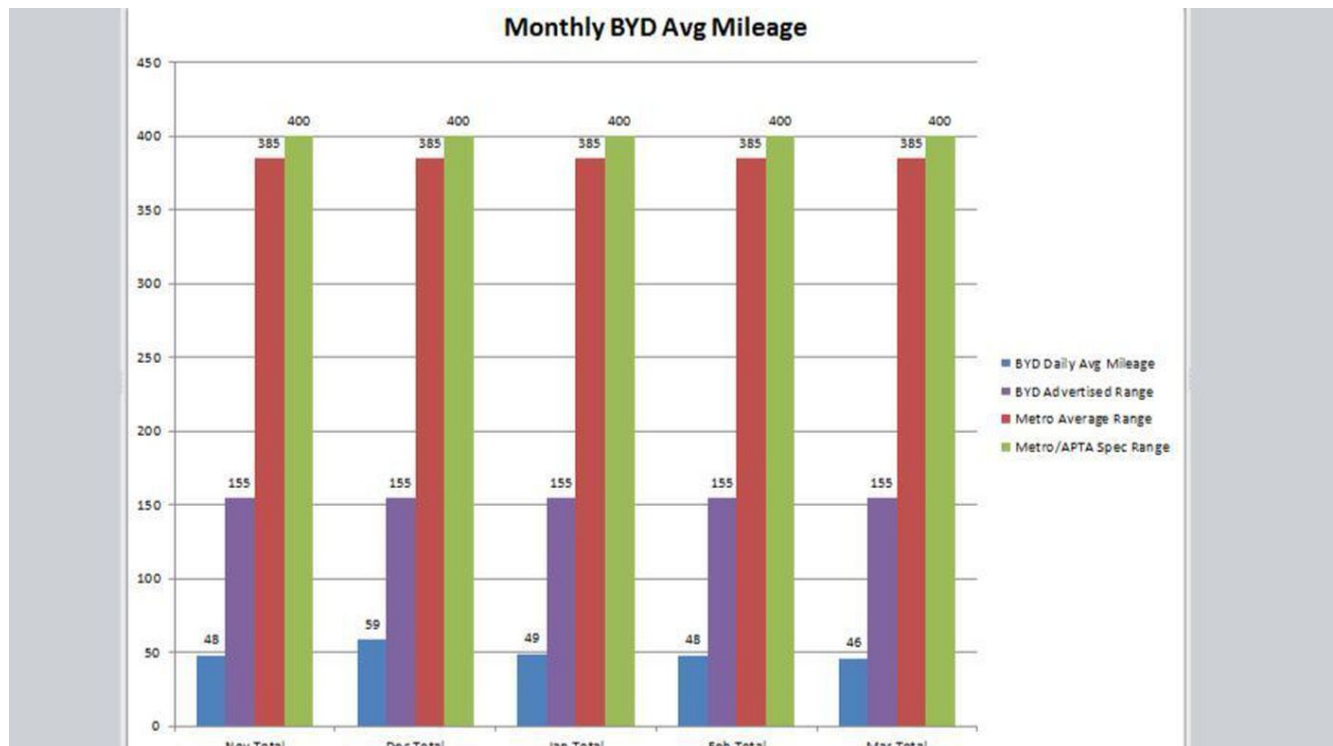
Then the buses were quietly sent back to the factory.

Internal Metro reports show the buses required an "extensive campaign of retrofits, modifications and upgrades to correct irregularities."

More problems arose when they returned months later to carry paying passengers for the first time, daily Metro logs show.

White smoke issued from the rear wheel of #1005. Bus #1004 wouldn't start its second run of the day and on its next run needed a jump-start. Bus #1001 limped back to the depot when its battery dropped to 15% charge after just 68 miles, failing to complete its route. Then, logs show, #1005 stalled on the road.

That was the first 10 days.



BYD's first five buses came with the promised range of 155 miles, but in practice Metro drivers realized less than 59 miles a day, according to this transit agency chart. Problems included low batteries but also



In the following months, transit logs show the buses repeatedly stalled on city hills, including a downtown incline a little more than a mile from BYD's Los Angeles headquarters. Once, the driver radioed that the bus was unsafe, rolling backward.

Though Metro was promised a range of 155 miles per charge, Metro records show the buses never went farther than 133 miles, and were forced back to the garage to recharge in as little as 78 miles. Factoring in breakdowns and other service interruptions, Metro reports show drivers realized no better than an average of 59 miles between charges. Most months, according to Metro records, the buses managed fewer than 400 miles between road calls, requiring emergency service or a return to the garage 10 times worse than the rest of the fleet.

According to internal Metro records, staff decided after only four months the buses were "unsuitable." BYD offered to take them back.

BYD Senior Vice President Macy Neshati said he initiated the recall because Metro had "an obvious reticence" toward the electric buses. He rejected claims in Metro records that BYD's buses were prone to poor quality and fell far short of the promised driving range. Instead, he said, Metro drove BYD's buses on hills that were too steep, and drivers made unnecessary road calls. "I said I want to buy the buses back," Neshati said. "You guys don't want to operate them."

Internal Metro agency records detail not just broken buses but delays for parts and staff frustration with responsiveness. In interviews with The Times and at public meetings, Metro administrators speak positively of BYD's track record, praising the company as a "partner" and the \$5-million purchase as a pilot that was never intended to remain long on the road.

The manager of Metro's electric bus project, Steve Schupak, attributed BYD's poor road performance to "about the most taxing of a service environment you can put a vehicle through," a 13-mile Koreatown-to-Montebello run. "It's a real heavy urban, stop and go, heavy-duty line," he said.



The problems in Los Angeles were not unique.

In Anaheim, daily logs for the bus system serving Disney resorts reported repeated door and air system failures that forced the district to pick up passengers with replacement buses. In Denver, a transit spokesman said, BYD buses arrived with doors that would not open and close — a problem that persisted.

The BYD buses returned by Los Angeles went to Columbia, Mo., where transit logs show the mechanical problems continued and extended to new buses from BYD. One morning last May, passengers on a new bus with a history of issues were jolted by an explosion and a wheel fire. BYD's Neshati blamed the explosion on heat buildup from stuck brake calipers, an issue he said is common on any bus.



- Range selector Buttons get stuck
- CS Center Axle Rear Air Bag Leaking from hose
- Door Behind Rear Axle Damaged
- SS Axle seal ~~is~~ Leaking oil
- NO Rear Axle mud flaps.
- front Axle mounting Bolts not Torqued and Pain
- NO static straps
- front wheel spindles Both Rusty
- ~~NO~~ CURB feeler.
- Air Box LOOSE

Part of a three-page list of defects found in one of BYD's new buses delivered to Albuquerque. (City of Albuquerque)



Public officials in Albuquerque were so alarmed by production problems and severe range shortfalls on BYD's newest product, a \$1-million 60-foot articulated bus, that they raised concerns about its \$23-million contract. Mayor Tim Keller said a nearly 100-mile gap in driving range could force the city to spend millions of dollars more on buses. "The whole thing is a bit of a lemon," Keller said, "and now we've got to learn to make lemonade."

Neshati said the Albuquerque buses are being fixed and can go the promised distance. But emails between the company and public transit agencies show cracks appeared in the bus frame during federal endurance testing last year, and BYD must now retrofit the buses it has delivered.

Would-be buyers, including L.A. Metro, Antelope Valley and Indianapolis, cannot use federal funds to pay for the buses they have ordered until it passes.

BYD regularly promotes its 40-foot buses as capable of running 155 to 180 miles on a charge, and in bid documents it told Metro that its bus "yields" 230 miles in Gardena and "is getting 250 miles" in Antelope Valley. Such performance is key to delivering the energy savings and pollution reductions BYD claims, and necessary if its buses

are to replace conventional models that in Los Angeles run 385 miles between fuel stops.

Road tests and driving logs in nine cities show variability in bus range, and averages below what the company claims. Antelope Valley managers travel to transit conferences across the country touting a 180-mile range on its BYD buses, but internal logs show the initial average three years ago was 170 miles, and since December has fallen to 130. Some drivers muster less than 100 miles. In Gardena, where the district has limited further purchases, the average was below 140 miles.

Operators and consultants at Stanford University, a federal test track in Pennsylvania, and the cities of Phoenix and Long Beach also documented ranges dozens of miles below BYD's claims. And in Long Beach, consultants said bus range dropped to 108 miles when air conditioning was used in mild weather. They warned performance could be worse in bad weather, and the bus would lose more range as its batteries degrade as much as 30%.

Experts said these issues are common to electric vehicles, and other manufacturers have contended with insurmountable hills and quality control issues at new plants. The loss of battery power over time is also inherent with the technology, as are power drains. Heaters and air conditioners can sap 20% to 50% of the power, said Rajit Gadh, director of the Smart Grid Energy Research Center at UCLA.

Battery-powered buses also require special handling by drivers and careful selection of the routes they are put on, industry experts said. Bus manufacturers are prone to touting ranges that exist only in theory, said Michael Lewis at the University of Texas at Austin's Center of Electromechanics.

Both experts said the buses can't be swapped for current conventional vehicles without careful planning to reduce distances, speeds and hills.

That constraint is evident in Solano County, where transit officials limited BYD's buses to routes of 80 miles or less. After watching BYD's bus crawl slowly up a hill, they decided to keep it off steep grades.

Soltrans operations manager Michael Abegg said his expectation is that by the time Solano's diesel fleet is ready to retire, "the electric technology will have caught up."



BYD assembly plant worker Jesus Martin applies glue before an aluminum skin is placed on the exterior of an electric bus at the BYD production facility in Lancaster. (Mel Melcon / Los Angeles Times)



BYD flatly rejects the idea that its buses can't simply be swapped one-for-one with diesel or natural gas. BYD's Neshati said that objective is "what our buses need to prove, and we're proving that in cities across the country."

Neshati said reported mechanical problems, from doors that won't close to buses that spontaneously kneel, are the kind of glitches common to any new delivery. He took issue with Metro transit logs showing aborted bus runs, saying transit drivers returned to their garages with power to spare.

The company provided its own analysis of Metro's logs to calculate a theoretical range of 147 miles, less than the promised 155 but in the opinion of BYD, not significantly. To arrive at that range, though, the buses would have to be driven until their batteries were dead — a practice that would severely shorten battery life and strand buses along their routes. BYD recommends operating buses at charge levels from 85% to 15% to preserve battery life, according to a Metro contract evaluation.

Contracting documents show BYD is now conceding shorter ranges. Its most recent bid for a Metro contract still boasted extended ranges but included charging stations along bus routes to top off battery packs.





Workers install batteries on top of a bus destined for UC Irvine. BYD's business began with production of cellphone batteries. (Mel Melcon / Los Angeles Times)



## Politics and contracts

A 2016 expert report commissioned by Metro as the agency sought to ward off a state mandate for zero-emission buses concluded it will be years until battery technology is robust enough to replace conventional fleets, while currently available technology can cut most of the pollution at a tenth the cost.

BYD turned to Los Angeles Mayor Eric Garcetti's office for help. Garcetti, chairman of Metro's board, is an avid proponent of smog-reducing electric vehicles. The mayor and his administration invited BYD to test new product lines within city agencies, arranged for city administrators to visit the company's factory and pushed its elevated monorail in public appearances and to Metro's technology board.

City records show two city departments sought to give BYD contracts without competitive bidding. In both cases when the projects hit snags, agency emails show, managers told the staff that the purchases were "political," and in one case to work around problems with the bus. The sanitation department was awaiting approval to buy an electric shuttle bus from BYD in May 2017 when The Times sought records on the purchase. The sale immediately stalled and has remained pending for nearly a year. City airport administrators last year sought to expedite a contract to BYD as the

sole supplier of airfield buses, until a competitor forced public bidding. Last month the agency awarded a \$23-million contract to BYD, declaring the company alone met city specifications.

The mayor's office encouraged city departments to do business with BYD, suggesting that the airport and Metro consider a joint contract with BYD, and giving agency referrals and support to BYD sales staff. In one case, BYD included in a grant proposal it wrote for the city a commitment for Los Angeles to buy \$10 million in electric garbage trucks. Agency emails show sanitation managers balked at the idea of agreeing to buy something they had not yet tested, but the promise was included anyway in the grant application the city filed with the regional air board.



ADVERTISEMENT

Garcetti would not agree to an interview on the access and support BYD has received from his administration. In a written statement, his press office noted that though BYD representatives had more meetings with the mayor's office than other companies, Garcetti had still at times voted to award Metro contracts to its competitors. "To be clear, access in the form of meetings and conversations does not equal business," the statement said.



The statement also characterized Garcetti's promotion of a BYD monorail system to carry commuters over the congested 405 Freeway as only an exploration of the concept. "Any firm is free, at any time, to submit an idea" to Metro, the statement said.

## strange roads

1 message

Shaun Kadlec <[REDACTED]>

Mon, Jun 12, 20

To: Eric Garcetti <[REDACTED]>, EM Garcetti <[REDACTED]>

Hey Eric,

So many changes in the last few months. Hope all is well with you. I'm adjusting pretty well. Had dinner with Rick over weekend--first time we've met up since we separated--and that was really nice. I was happy to hear that you guys are of good work together. The Accelerator sounds awesome.

I am, bizarrely, working at BYD as their marketing director right now. It's actually a lot of fun, and the stability came at time. They have been good to me, which I appreciate. Stella asked me if I would let you know about a bid they just lost Metro. I said that you and I don't have a political relationship and that it feels a little weird. She said that she would not do anything like this again. So I said I would give you a shout about it, this one time. I don't believe she will ever ask again. She will most certainly say no when she does.

The basic deal is that BYD was competing against New Flyer to build a bunch of 60' electric buses for LA Metro. BYD was cheaper and will create like 500 local jobs (compared to 0 with New Flyer), and they think the scoring that the Metro used was unfairly based on old data. They want the transportation board to reevaluate the bids. Stella is especially sad since it's her hometown/high profile etc. I've looked at the data, and it's true that BYD only lost by 30 points out of 1000. I think they have a pretty good argument. So anyway. Please ignore all of this if it feels best! And as always, more info is available.

Big hug,

Shaun

After Metro staff recommended a \$60-million contract for 60-foot buses go to a competitor, BYD did not file a bid protest. Instead, its lobbyists and employees asked Metro directors, including Mayor Eric Garcetti, to hand the company the contract. (California Public Records Act response by Los Angeles mayor's office)



Garcetti's staff has led the campaign for Metro to convert its 2,200-bus fleet to electric despite the poor results with BYD, authoring policy motions and setting up a private meeting between Metro executives and environmental lobbyists and pro-BYD labor unions, interviews and city records and emails show.

The board voted unanimously in support of Garcetti's motion to electrify the fleet by 2030. However, in an email to Garcetti's staff obtained via a public records request, an aide to Metro director John Fasana questioned the wisdom of undertaking that project "without knowing the success of the demo, the total impact or net clean air gain."

Garcetti's office told The Times the support is justified and that BYD has "demonstrated an improvement in the quality of their electric buses."

Under Garcetti's policies, Metro decided to electrify two bus routes and last year sought bids for 40-foot and 60-foot buses potentially worth more than \$200 million. Staff evaluations released to The Times show that while technical issues were raised for all of the bidders, BYD's evaluations alone included harsh criticism and skepticism that the company could follow through on its promises of improved

quality and performance. The scoring sheets contained comments that BYD was "unable to clearly articulate" how it could meet Metro's needs and that it posed the "highest risk" of failure among its competitors.

They cited "inaccurate and misleading" claims concerning BYD's workload and "exceptionally inaccurate or unrealistic" claims of the speed in which it could build a pilot bus, and noted the company's lack of performance data despite having delivered 39,000 electric buses, mostly in China. Some evaluators deemed major parts of BYD's bus, including its electrical system and doors, "marginal."

All of the evaluators ranked BYD as "unqualified" or "marginal" to meet quality and reliability requirements.

CONFIDENTIAL RFP NO: OP28367 -40' AND 60' SINGLE DECK BUS PROCUREMENT

Overall Evaluation: This entire section is deficient. BAFO-NON RESPONSIVE. THE PROPOSER HAS NOT PROVEN THAT TH THAT WILL MEET THE RANGE CLAIMED. OUR PAST EXPERIENCE WITH THEIR INITIAL COACHES SUGGESTED A POORLY CREDIBILITY OF THIS PROPOSER IS QUESTIONED.

Signature: \_\_\_\_\_ Date: 2/15/17

BYD in 2017 won a \$47-million contract with Metro for 40-foot electric buses despite critical remarks by four senior-level Metro employees evaluating BYD's bid. One evaluator called the company's buses "poorly crafted." (Los Angeles County Metropolitan Transportation Authority)



When the low scores on its 60-foot bus caused BYD to lose that \$60 million sale to competitor New Flyer, BYD launched a lobbying blitz. Emails show BYD turned to Garcetti's office for support, obtaining private meetings and tapping personal ties to the mayor. Labor leaders aligned with BYD launched attacks on its nonunion competitors. And BYD's lobbyist focused on Metro director Ara Najarian, sending the former Glendale mayor scripted remarks urging that the contract be given to BYD, his emails show.



In a recent interview, Najarian said he led a failed effort to give the company the contract despite its poor marks due to the jobs BYD promised in Lancaster, not because of the efforts of BYD's lobbyist, a longtime friend. Najarian said he believes BYD can overcome its production and performance problems, and that its economic engine is a valuable regional asset. It was a conviction he also expressed at a Metro board meeting in 2016, when he argued for a tempered response to the poor performance of BYD's buses.

"What we don't want to happen is BYD to feel that they are losing support of this agency or this county," Najarian said at the time.

**wasn't worth it for this "small" order.**

**That doesn't sit well with me.**

- **BYD committed to creating 110 good paying local Union jobs as well as the 440 indirect jobs, and an overall commitment of \$13.7 million in Los Angeles County. This is above and beyond the company's current 400,000 sq ft facility expansion project in Lancaster and over 600 Los Angeles County current employees.**

**I am having a problem with saying that New Flyer is a "better value" over BYD to Metro for 60' ZEBs. New Flyer costs \$10M more with NO local jobs commitment.**

**That's a real dilemma for me. While I understand staff is familiar with New Flyer and they provide a solid bus product that carries our riders everyday, I can't say its Best Value to spend more for a bus and have NO local job investment on this specific contract.**

**As board members, we went to LA County voters and asked them to trust us, we would be good stewards of their tax dollars to improve transportation in LA County. We told voters that we would also provide good local jobs with their tax**

Faced with losing a \$60-million contract, BYD lobbied Metro directors, including sending a script to director Ara Najarian for the public contract vote. Najarian did not use the words but did lead an effort to give the contract to BYD. The vote failed. (California Public Records Act response by Los Angeles County Metropolitan Transportation Authority)



BYD came close to also losing the 40-foot contract because its initial bus design didn't meet requirements, but Metro extended bid deadlines to allow BYD to submit a redesigned model, packing more power and with a promise that it can climb Los Angeles hills. After vowing to create 68 jobs, BYD won the \$47-million contract.

None of the 65 buses Metro has ordered from BYD are yet on the road. Metro and BYD are currently designing a strategy to use bus route chargers to extend the range of the 40-foot buses approved in July. The replacement buses Metro ordered in



exchange for the ones the agency returned in 2016 have yet to pass federal durability testing. There is no plan yet on how Metro will meet its self-imposed deadline to electrify the entire fleet.

Before stepping down in September as director of vehicle technology, John Drayton told directors that converting the entire fleet hinges on something yet elusive — "a bus with an honest 250-mile range."

BYD in March told Metro's technology board it will make that bus by the end of the year.

*Times staff writer Emily Alpert Reyes contributed to this report.*

[paige.stjohn@latimes.com](mailto:paige.stjohn@latimes.com)

**Twitter:** [@paigestjohn](https://twitter.com/@paigestjohn)

**Times staff writer Cindy Chang contributed to this report.**



## Essential California Newsletter

Monday - Saturday

A roundup of the stories shaping California.

ENTER YOUR EMAIL ADDRESS



## Paige St. John



Paige St. John covers criminal justice and investigative stories for the Los Angeles Times from Sacramento. She won the Pulitzer Prize for investigative reporting in 2011. She hails most recently from Florida, where she covered state politics, disasters and property insurance.

---

COMMENTS (66)



MAY 19, 2018



## The royal wedding: Prince Harry and Meghan Markle

Prince Harry and Meghan Markle wed Saturday, May 19, 2018, in Windsor, England.



The royal wedding:  
Prince Harry and  
Meghan Markle  
May 19, 2018




Sante Fe High  
School vigil  
May 21, 2018



Attorney in racist  
viral video says  
nothing when  
. . .

### LATEST NEWS

Writer Herman Wouk autographs a contract in Palm Springs



50m



For Harry and Meghan, it's all smiles in official royal wedding portraits

52m



Trump welcomes first female CIA director, tries to make amends with the agency

54m



## LATEST L.A. NOW

Suspects in stolen car fire on police, authorities say; chase ends in Highland Park crash  
2h



Possible explosives found during traffic stop in Woodland Hills, spurring evacuations  
MAY 20, 2018



Time capsule revealing bits of San Diego history from 1961 is opened  
MAY 20, 2018



Cyclist killed in hit-and-run crash in Compton  
MAY 20, 2018

Del Mar considers unpopular 'planned retreat' strategy due to rising sea level  
MAY 20, 2018



## FROM AROUND THE WEB

Sponsored Links by Taboola

**Forget Your 401k if you Own a Home (Do This)**

Morning Finance | LendingTree Quotes

**Why Online Degrees are More Popular Than Ever**

Online Degrees | Sponsored Links

## Why Millennials are “Ghosting Amazon”

Wikibuy

## Born Before 1985? California Will Pay Off Your Mortgage

Mortgage Quotes | Fetcharate

## U.S Cardiologist: I Urge Americans To Quit 3 Foods

Gundry MD

## It's Like eBay, But Everything Sells in 90 Seconds.

Tophatter

## Here's Why Guys Are Obsessed With This Underwear...

The Weekly Brief | Mack Weldon

## Seaside, California Offers No Cost Solar to Homeowners

Solar Quotes | The Solar Institute

ADVERTISEMENT

Sign up for our  
newsletters

Subscribe for  
unlimited access

[About us](#)

[Contact us](#)

[Privacy policy](#)

[Terms](#)

[Site map](#)

[E-Newspaper](#)

[Corrections](#)

[Archives](#)

[Classifieds](#)

[Find a job](#)

[Shop](#)

[Advertising](#)

## Board Report

MONTEREY-SALINAS TRANSIT

May 23, 2018 10:30 AM

Page 1

LLEE

Vendor Ledger Entry: Posting Date: 04/01/18..04/30/18

Check Date	Check No.	No.	Name	Description	Amount (\$)
04/06/18	48363	FRE10	4ONE, LLC	REVENUE VEHICLE PARTS	923.04
04/06/18	48364	ACS10	A & C SIGNS	Decal install and remove	128.23
04/06/18	48364	ACS10	A & C SIGNS	Decal install and remove	100.00
04/06/18	48365	ALL10	ALLIED WIRE & CABLE	Beldon 9773 Cable	961.22
04/06/18	48366	AME50	AMERICAN SUPPLY COMPANY	SUPPLIES FY18	161.69
04/06/18	48366	AME50	AMERICAN SUPPLY COMPANY	SUPPLIES FY18	131.65
04/06/18	48366	AME50	AMERICAN SUPPLY COMPANY	SUPPLIES FY18	27.27
04/06/18	48366	AME50	AMERICAN SUPPLY COMPANY	SUPPLIES FY18	202.11
04/06/18	48366	AME50	AMERICAN SUPPLY COMPANY	SUPPLIES FY18	169.64
04/06/18	48366	AME50	AMERICAN SUPPLY COMPANY	SHOP SUPPLIES	161.69
04/06/18	48366	AME50	AMERICAN SUPPLY COMPANY	SUPPLIES FY18	14.98
04/06/18	48366	AME50	AMERICAN SUPPLY COMPANY	SUPPLIES FY18	268.67
04/06/18	48366	AME50	AMERICAN SUPPLY COMPANY	SUPPLIES FY18	609.62
04/06/18	48367	AND2M	ANDERSEN'S LOCK AND SAFE	LOCK REPAIRS/MAINT FY18	203.53
04/06/18	48368	APE10	ASAP SIGNS & PRINTING	BUS ADVERTISEMENTS FY18	23.98
04/06/18	48368	APE10	ASAP SIGNS & PRINTING	BRONZE PLAQUE MBOMF	526.09
04/06/18	48369	ATT15	AT&T MOBILITY	MIS SUPPORT	3,050.27
04/06/18	48370	NEW40	BENJAMIN W. NEWMAN	2 nts CalTip Spring Board Mtg SAC Apr18-20	128.00
04/06/18	48371	NOV10	BILL'S WINDSHIELD REPAIR	WINDSHIELD REPAIRS bus 2104	49.00
04/06/18	48371	NOV10	BILL'S WINDSHIELD REPAIR	WINDSHIELD REPAIRS bus 2102	49.00
04/06/18	48371	NOV10	BILL'S WINDSHIELD REPAIR	WINDSHIELD REPAIRS bus 1726	49.00
04/06/18	48371	NOV10	BILL'S WINDSHIELD REPAIR	WINDSHIELD REPAIRS bus02102	49.00
04/06/18	48371	NOV10	BILL'S WINDSHIELD REPAIR	WINDSHIELD REPAIRS bus 1722	49.00
04/06/18	48372	CSC10	C S C OF SALINAS	SHOP SUPPLIES/VEHICLE PARTS FY18	137.14
04/06/18	48372	CSC10	C S C OF SALINAS	SHOP SUPPLIES/VEHICLE PARTS FY18	301.12
04/06/18	48373	CAL20	CAL-AM WATER CO	WATER SERVICE	170.09
04/06/18	48373	CAL20	CAL-AM WATER CO	WATER SERVICE	224.63
04/06/18	48373	CAL20	CAL-AM WATER CO	WATER SERVICE	90.92
04/06/18	48374	CAL84	CALIF TRANSIT INS POOL	Incident Deductibles 3/1/18 to 3/31/18	6,621.14
04/06/18	48375	CAR2W	CARLON'S FIRE EXTINGUISHER	FIRST AID SUPPLIES/FIRE EXT -FY18	65.00
04/06/18	48375	CAR2W	CARLON'S FIRE EXTINGUISHER	FIRST AID SUPPLIES/FIRE EXT -FY18	453.17
04/06/18	48375	CAR2W	CARLON'S FIRE EXTINGUISHER	FIRST AID SUPPLIES/FIRE EXT -FY18	169.88
04/06/18	48375	CAR2W	CARLON'S FIRE EXTINGUISHER	FIRST AID SUPPLIES/FIRE EXTINGUISHERS	377.13
04/06/18	48376	CEN25	CENTRAL COAST CAB	FY18 TAXI VOUCHER PROGRAM FEB 2018	5,558.00
04/06/18	48377	CHA25	CHANCE RIDES MANUFACTURING, INC	374	63.67
04/06/18	48378	CIN20	CINTAS CORPORATION	LAUNDRY UNIFORMS	1,482.45
04/06/18	48378	CIN20	CINTAS CORPORATION	LAUNDRY UNIFORMS	1,534.99
04/06/18	48378	CIN20	CINTAS CORPORATION	LAUNDRY UNIFORMS	910.34
04/06/18	48378	CIN20	CINTAS CORPORATION	LAUNDRY UNIFORMS	360.53
04/06/18	48378	CIN20	CINTAS CORPORATION	LAUNDRY UNIFORMS	1,512.30
04/06/18	48378	CIN20	CINTAS CORPORATION	LAUNDRY UNIFORMS	1,492.61
04/06/18	48378	CIN20	CINTAS CORPORATION	LAUNDRY UNIFORMS	777.39
04/06/18	48379	COM10	COMMERCIAL TRUCK CO.	352	427.63
04/06/18	48379	COM10	COMMERCIAL TRUCK CO.	274	191.29
04/06/18	48379	COM10	COMMERCIAL TRUCK CO.	277	370.52
04/06/18	48379	COM10	COMMERCIAL TRUCK CO.	264	262.35
04/06/18	48379	COM10	COMMERCIAL TRUCK CO.	301	104.39

## Board Report

MONTEREY-SALINAS TRANSIT

May 23, 2018 10:34 AM

Page 2

LLEE

Check Date	Check No.	No.	Name	Description	Amount (\$)
04/06/18	48379	COM10	COMMERCIAL TRUCK CO.	290	139.45
04/06/18	48379	COM10	COMMERCIAL TRUCK CO.	391	251.41
04/06/18	48379	COM10	COMMERCIAL TRUCK CO.	419	126.57
04/06/18	48379	COM10	COMMERCIAL TRUCK CO.	413	231.12
04/06/18	48380	CON50	CONSOLIDATED ELECTRICAL	BLDG MAINT SUPPLIES FY18	178.84
04/06/18	48380	CON50	CONSOLIDATED ELECTRICAL	BLDG MAINT SUPPLIES FY18	453.29
04/06/18	48380	CON50	CONSOLIDATED ELECTRICAL	BLDG MAINT SUPPLIES FY18	26.42
04/06/18	48380	CON50	CONSOLIDATED ELECTRICAL	BLDG MAINT SUPPLIES FY18	202.44
04/06/18	48380	CON50	CONSOLIDATED ELECTRICAL	BLDG MAINT SUPPLIES FY18	17.47
04/06/18	48380	CON50	CONSOLIDATED ELECTRICAL	BLDG MAINT SUPPLIES FY18	51.62
04/06/18	48380	CON50	CONSOLIDATED ELECTRICAL	BLDG MAINT SUPPLIES FY18	369.43
04/06/18	48381	CON65	CONTE'S GENERATOR SERVICE	FY18 GENERATOR RENTAL	2,700.00
04/06/18	48382	DEL1M	DE LAY AND LAREDO	LEGAL SERVICES FEB. 1 - 28, 2018	12,101.43
04/06/18	48383	DEA10	DEANE INDUSTRIAL MACHINING, IN	Cyl Head	1,265.98
04/06/18	48384	DEV10	DEVIN-DURHAM-BURK	GARNISH/1877	69.23
04/06/18	48385	DIE10	DIESEL MARINE ELECTRIC, INC.	212	2,180.44
04/06/18	48386	DIG3S	DIGI-KEY CORPORATION 290506	FAREBOX MAINT PARTS	91.99
04/06/18	48387	DIR10	DIRECT TV	TV SERVICE/JLW	34.45
04/06/18	48387	DIR10	DIRECT TV	TV SERVICE/ CJW	22.50
04/06/18	48388	DUN10	DUNN-EDWARDS CORPORATION	PAINTING SUPPLIES FY18	237.57
04/06/18	48388	DUN10	DUNN-EDWARDS CORPORATION	PAINTING SUPPLIES FY18	146.39
04/06/18	48389	JEN10	EDWARD A. JENKINS	FY18 CONSULTING	2,393.20
04/06/18	48390	FAS20	FASTENAL COMPANY	FY18 MAINT SUPPLIES/VEH MAINT PARTS	183.59
04/06/18	48390	FAS20	FASTENAL COMPANY	FY18 MAINT SUPPLIES/VEH MAINT PARTS	75.63
04/06/18	48390	FAS20	FASTENAL COMPANY	FY18 MAINT SUPPLIES/VEH MAINT PARTS	681.63
04/06/18	48390	FAS20	FASTENAL COMPANY	FY18 MAINT SUPPLIES/VEH MAINT PARTS	271.33
04/06/18	48390	FAS20	FASTENAL COMPANY	FY18 MAINT SUPPLIES/VEH MAINT PARTS	200.69
04/06/18	48391	FIR20	FIRST ALARM	Alarm Monitoring Services 4/1/18 to 6/30/18	609.00
04/06/18	48391	FIR20	FIRST ALARM	Alarm Monitoring Services 4/1/18 to 6/30/18	297.87
04/06/18	48391	FIR20	FIRST ALARM	Alarm Monitoring Services 4/1/18 to 6/30/18	234.84
04/06/18	48391	FIR20	FIRST ALARM	Alarm Monitoring Services 4/1/18 to 6/30/18	490.16
04/06/18	48391	FIR20	FIRST ALARM	BATTERY 12V LAB	76.13
04/06/18	48392	FIR10	FIRST ALARM SECURITY & PATROL, INC.	SECURITY SERVICE	4,066.40
04/06/18	48392	FIR10	FIRST ALARM SECURITY & PATROL, INC.	SECURITY SERVICE	2,205.00
04/06/18	48393	FRE20	FREEWAY TOYOTA OF HANFORD	BOD APPROVAL JUNE 2017 MTG	31,552.64
04/06/18	48393	FRE20	FREEWAY TOYOTA OF HANFORD	4 PRIUS BOD APPROVAL JUNE 2017 MTG	31,552.64
04/06/18	48393	FRE20	FREEWAY TOYOTA OF HANFORD	4 PRIUS BOD APPROVAL JUNE 2017 MTG	31,552.64
04/06/18	48393	FRE20	FREEWAY TOYOTA OF HANFORD	4 PRIUS BOD APPROVAL JUNE 2017 MTG	31,552.64
04/06/18	48394	GFI10	GFI GENFARE	GFI FAREBOXES	5,506.05
04/06/18	48394	GFI10	GFI GENFARE	GFI FAREBOXES FY18	43.34
04/06/18	48394	GFI10	GFI GENFARE	GFI FAREBOXES FY18	274.09
04/06/18	48403	GIL10	GILLIG LLC	410	92.57
04/06/18	48403	GIL10	GILLIG LLC	407	154.95
04/06/18	48403	GIL10	GILLIG LLC	339	49.06
04/06/18	48403	GIL10	GILLIG LLC	325	49.06
04/06/18	48403	GIL10	GILLIG LLC	287	337.27
04/06/18	48403	GIL10	GILLIG LLC	333	346.20
04/06/18	48403	GIL10	GILLIG LLC	333	890.23

**Board Report**

MONTEREY-SALINAS TRANSIT

May 23, 2018 10:34 AM

Page 3

LLEE

Check Date	Check No.	No.	Name	Description	Amount (\$)
04/06/18	48403	GIL10	GILLIG LLC	237	199.93
04/06/18	48403	GIL10	GILLIG LLC	272	399.83
04/06/18	48403	GIL10	GILLIG LLC	187	332.87
04/06/18	48403	GIL10	GILLIG LLC	335	1,129.01
04/06/18	48403	GIL10	GILLIG LLC	335	1,050.69
04/06/18	48403	GIL10	GILLIG LLC	279	245.59
04/06/18	48403	GIL10	GILLIG LLC	275	194.33
04/06/18	48403	GIL10	GILLIG LLC	217	1.86
04/06/18	48403	GIL10	GILLIG LLC	404	211.46
04/06/18	48403	GIL10	GILLIG LLC	402	127.72
04/06/18	48403	GIL10	GILLIG LLC	394	323.14
04/06/18	48403	GIL10	GILLIG LLC	390	342.06
04/06/18	48403	GIL10	GILLIG LLC	370	135.97
04/06/18	48403	GIL10	GILLIG LLC	331	65.40
04/06/18	48403	GIL10	GILLIG LLC	306	1.11
04/06/18	48403	GIL10	GILLIG LLC	301	18.83
04/06/18	48403	GIL10	GILLIG LLC	263	63.67
04/06/18	48403	GIL10	GILLIG LLC	251	6.66
04/06/18	48403	GIL10	GILLIG LLC	237	97.01
04/06/18	48403	GIL10	GILLIG LLC	381	144.90
04/06/18	48403	GIL10	GILLIG LLC	372	264.48
04/06/18	48403	GIL10	GILLIG LLC	370	7.08
04/06/18	48403	GIL10	GILLIG LLC	367	262.19
04/06/18	48403	GIL10	GILLIG LLC	364	91.64
04/06/18	48403	GIL10	GILLIG LLC	359	343.54
04/06/18	48403	GIL10	GILLIG LLC	349	26.20
04/06/18	48403	GIL10	GILLIG LLC	345	36.03
04/06/18	48403	GIL10	GILLIG LLC	226	2.79
04/06/18	48403	GIL10	GILLIG LLC	223	565.25
04/06/18	48403	GIL10	GILLIG LLC	219	172.18
04/06/18	48403	GIL10	GILLIG LLC	357	657.94
04/06/18	48403	GIL10	GILLIG LLC	354	608.73
04/06/18	48403	GIL10	GILLIG LLC	351	809.52
04/06/18	48403	GIL10	GILLIG LLC	349	63.05
04/06/18	48403	GIL10	GILLIG LLC	345	425.93
04/06/18	48403	GIL10	GILLIG LLC	339	114.07
04/06/18	48403	GIL10	GILLIG LLC	336	102.02
04/06/18	48403	GIL10	GILLIG LLC	330	77.35
04/06/18	48403	GIL10	GILLIG LLC	326	115.56
04/06/18	48403	GIL10	GILLIG LLC	325	327.94
04/06/18	48403	GIL10	GILLIG LLC	320	878.94
04/06/18	48403	GIL10	GILLIG LLC	315	274.24
04/06/18	48403	GIL10	GILLIG LLC	308	697.67
04/06/18	48403	GIL10	GILLIG LLC	306	660.90
04/06/18	48403	GIL10	GILLIG LLC	280	101.05
04/06/18	48403	GIL10	GILLIG LLC	269	179.71
04/06/18	48403	GIL10	GILLIG LLC	268	147.55
04/06/18	48403	GIL10	GILLIG LLC	267	360.38

**Board Report**

MONTEREY-SALINAS TRANSIT

May 23, 2018 10:34 AM

Page 4

LLEE

Check Date	Check No.	No.	Name	Description	Amount (\$)
04/06/18	48403	GIL10	GILLIG LLC	266	563.38
04/06/18	48403	GIL10	GILLIG LLC	263	79.99
04/06/18	48403	GIL10	GILLIG LLC	262	198.22
04/06/18	48403	GIL10	GILLIG LLC	254	38.94
04/06/18	48403	GIL10	GILLIG LLC	251	353.66
04/06/18	48403	GIL10	GILLIG LLC	247	61.29
04/06/18	48403	GIL10	GILLIG LLC	242	93.96
04/06/18	48403	GIL10	GILLIG LLC	242	292.25
04/06/18	48403	GIL10	GILLIG LLC	231	267.58
04/06/18	48403	GIL10	GILLIG LLC	227	426.77
04/06/18	48403	GIL10	GILLIG LLC	226	209.18
04/06/18	48403	GIL10	GILLIG LLC	226	206.81
04/06/18	48403	GIL10	GILLIG LLC	226	7.40
04/06/18	48403	GIL10	GILLIG LLC	224	22.07
04/06/18	48403	GIL10	GILLIG LLC	223	145.06
04/06/18	48403	GIL10	GILLIG LLC	223	111.78
04/06/18	48403	GIL10	GILLIG LLC	223	48.35
04/06/18	48403	GIL10	GILLIG LLC	208	3.32
04/06/18	48403	GIL10	GILLIG LLC	180	200.82
04/06/18	48403	GIL10	GILLIG LLC	170	565.25
04/06/18	48403	GIL10	GILLIG LLC	236	147.56
04/06/18	48403	GIL10	GILLIG LLC	224	200.28
04/06/18	48403	GIL10	GILLIG LLC	223	67.17
04/06/18	48403	GIL10	GILLIG LLC	222	199.60
04/06/18	48403	GIL10	GILLIG LLC	217	41.80
04/06/18	48403	GIL10	GILLIG LLC	210	200.95
04/06/18	48403	GIL10	GILLIG LLC	208	485.27
04/06/18	48403	GIL10	GILLIG LLC	207	1,435.01
04/06/18	48403	GIL10	GILLIG LLC	188	397.05
04/06/18	48403	GIL10	GILLIG LLC	96	-453.43
04/06/18	48404	GRA30	GRAINGER	SHOP/MAINT SUPPLIES FY18	81.89
04/06/18	48404	GRA30	GRAINGER	SHOP/MAINT SUPPLIES FY18	472.62
04/06/18	48404	GRA30	GRAINGER	BUILDING AND EQUIPMENT MAINT FY18	347.96
04/06/18	48404	GRA30	GRAINGER	BUILDING AND EQUIPMENT MAINT FY18	210.31
04/06/18	48404	GRA30	GRAINGER	BUILDING AND EQUIPMENT MAINT FY18	140.71
04/06/18	48405	GRA0S	GRAY MANUFACTURING CO INC	AUTOMOTIVE SUPPLIES	58.17
04/06/18	48406	GRE15	GREEN CAB	TAXI VOUCHER PROGRAM FEB 2018	3,206.00
04/06/18	48407	GRE30	GREEN RUBBER-KENNEDY AG	BUS WASHER SUPPLIES FY18	403.77
04/06/18	48407	GRE30	GREEN RUBBER-KENNEDY AG	BUS WASHER SUPPLIES FY18	423.74
04/06/18	48408	GRE50	GREEN VALLEY INDUSTRIAL SUPPLY INC	FY18 BUILDING AND EQUIPMENT MAINT	221.64
04/06/18	48409	HDSUP	HD SUPPLY/WHITECAP CONSTR. SUP	CONSTRUCTION SUPPLY FY18	98.32
04/06/18	48409	HDSUP	HD SUPPLY/WHITECAP CONSTR. SUP	CONSTRUCTION SUPPLY FY18	191.16
04/06/18	48409	HDSUP	HD SUPPLY/WHITECAP CONSTR. SUP	CONSTRUCTION SUPPLY FY18	54.63
04/06/18	48410	HER70	HERC RENTALS INC.	EQUIPMENT RENTALS	1,460.48
04/06/18	48411	HOL31	HOLT DIST. & CLEAN AIR FILTER CO.	249	118.51
04/06/18	48412	ICM10	ICMA RETIREMENT TRUST-457	EE CONTRIBUTIONS	1,861.53
04/06/18	48413	IMP10	IMPERIAL SUPPLIES LLC	SHOP SUPPLIES FY18	503.26
04/06/18	48413	IMP10	IMPERIAL SUPPLIES LLC	SHOP SUPPLIES FY18	26.59



**Board Report**

MONTEREY-SALINAS TRANSIT

May 23, 2018 10:34 AM

Page 5

LLEE

Check Date	Check No.	No.	Name	Description	Amount (\$)
04/06/18	48413	IMP10	IMPERIAL SUPPLIES LLC	SHOP SUPPLIES FY18	543.61
04/06/18	48414	JAV10	JA VELCO EQUIPMENT SERVICE, INC.	PUMP REPAIR	478.31
04/06/18	48415	DAS2S	JOHN A DASH AND ASSOC	SUBSCRIPTION MECHANIC 8/2018-7/2019	200.00
04/06/18	48416	JOH20	JOHNSON ASSOCIATES	VEHICLE MAINT PARTS FY18	38.18
04/06/18	48417	KELHAL	KELLY HALCON	2 nts CalTip Spring Board Mtg SAC Apr18-20	128.00
04/06/18	48418	KLE15	KLEINFELDER	SOILS ENGINEERING FY17-FY18 TDA	282.76
04/06/18	48419	LAR10	LARGE'S METAL FABRICATION, INC	FY18	5,625.12
04/06/18	48420	MAR27	MARINA COAST WATER DIST	WATER SERVICE/MTX	354.09
04/06/18	48421	MCI2S	MCI SERVICE PARTS INC	366	371.36
04/06/18	48421	MCI2S	MCI SERVICE PARTS INC	317	1,997.04
04/06/18	48421	MCI2S	MCI SERVICE PARTS INC	293	11.59
04/06/18	48421	MCI2S	MCI SERVICE PARTS INC	293	73.16
04/06/18	48421	MCI2S	MCI SERVICE PARTS INC	293	2,905.65
04/06/18	48421	MCI2S	MCI SERVICE PARTS INC	401	57.93
04/06/18	48421	MCI2S	MCI SERVICE PARTS INC	395	179.23
04/06/18	48421	MCI2S	MCI SERVICE PARTS INC	337	492.71
04/06/18	48421	MCI2S	MCI SERVICE PARTS INC	324	136.76
04/06/18	48422	COS20	MCMC LLC	FY18 WC SERVICES/COST CONTAINMENT S	2,500.00
04/06/18	48423	MICLE1	MICHAEL LE BARRE	APTA LEG TRAVEL REIMBURSEMENTS- MAR	578.00
04/06/18	48424	MON38	MONTEREY COUNTY SHERIFF	GARNISH/2234	214.00
04/06/18	48425	MON51	MONTEREY ONE WATER	SEWER SERVICE	204.37
04/06/18	48425	MON51	MONTEREY ONE WATER	SEWER SERVICE	23.00
04/06/18	48426	NEV15	NEVTEC	SONICWALL ADVANCED	3,537.24
04/06/18	48427	NEW30	NEW FLYER	376	15.80
04/06/18	48427	NEW30	NEW FLYER	376	20.95
04/06/18	48428	NORCAL	NORCAL KENWORTH SERVICE	179	526.12
04/06/18	48428	NORCAL	NORCAL KENWORTH SERVICE	296	2,903.01
04/06/18	48428	NORCAL	NORCAL KENWORTH SERVICE	296	2,679.23
04/06/18	48428	NORCAL	NORCAL KENWORTH SERVICE	190	833.10
04/06/18	48428	NORCAL	NORCAL KENWORTH SERVICE	265	843.15
04/06/18	48428	NORCAL	NORCAL KENWORTH SERVICE	416	352.66
04/06/18	48428	NORCAL	NORCAL KENWORTH SERVICE	416	6.00
04/06/18	48428	NORCAL	NORCAL KENWORTH SERVICE	416	200.32
04/06/18	48428	NORCAL	NORCAL KENWORTH SERVICE	3625	-6.00
04/06/18	48428	NORCAL	NORCAL KENWORTH SERVICE	3671	-138.23
04/06/18	48429	PAC05	PACIFIC CLAIMS MANAGEMENT	WORKER'S COMP ADMINISTRATOR FY18	5,000.00
04/06/18	48430	PAC60	PACIFIC TRUCK PARTS INC	405	747.61
04/06/18	48430	PAC60	PACIFIC TRUCK PARTS INC	398	250.00
04/06/18	48430	PAC60	PACIFIC TRUCK PARTS INC	288	300.00
04/06/18	48431	POT30	POTTER'S ELECTRONICS	COMPUTER SUPPLIES	16.78
04/06/18	48432	PRE30	PREMIUM AUTO PARTS INC.	VEHI MAINT PARTS/SHOP SUPPLIES FY18	162.85
04/06/18	48433	QUA10	QUALITY WATER ENTERPRISES	DRINKING WATER SERVICE	537.96
04/06/18	48434	SAF1S	SAFETY-KLEEN CORP	FY18 PART CLEANING	152.08
04/06/18	48435	SAL50	SALINAS VALLEY FORD SLS	SUPPORT VEHICLE MAINT-FY18	259.33
04/06/18	48435	SAL50	SALINAS VALLEY FORD SLS	SUPPORT VEHICLE MAINT-FY18	293.90
04/06/18	48435	SAL50	SALINAS VALLEY FORD SLS	SUPPORT VEHICLE MAINT-FY18	143.11
04/06/18	48436	SAL91	SALINAS YELLOW CAB CO, LLC	TAXI VOUCHER PROGRAM	36,876.00
04/06/18	48437	PRO60	SAN LORENZO LUMBER	FY18	549.31

**Board Report**

MONTEREY-SALINAS TRANSIT

May 23, 2018 10:34 AM

Page 6

LLEE

Check Date	Check No.	No.	Name	Description	Amount (\$)
04/06/18	48438	SAR10	SARABIA SALES & MANUFACTURING, INC	3 w/c flip seats with new foam tax included	376.91
04/06/18	48438	SAR10	SARABIA SALES & MANUFACTURING, INC	Bus 1701-1724 seat repair with new foam tax add	627.93
04/06/18	48439	COA50	SC FUELS	Diesel only at CJW FY18	18,114.40
04/06/18	48439	COA50	SC FUELS	Diesel only at CJW FY18	18,953.92
04/06/18	48440	COA51	SC FUELS	FUEL-SHIP TO MV FY18	10,803.73
04/06/18	48440	COA51	SC FUELS	FUEL-SHIP TO MV FY18	11,326.07
04/06/18	48441	SCF10	SC FUELS	DIESEL/ DEF FOR JLW FY 18	5,895.96
04/06/18	48441	SCF10	SC FUELS	DIESEL/ DEF FOR JLW FY 18	4,974.18
04/06/18	48441	SCF10	SC FUELS	DIESEL/ DEF FOR JLW FY 18	5,618.11
04/06/18	48441	SCF10	SC FUELS	DIESEL/ DEF FOR JLW FY 18	5,151.79
04/06/18	48441	SCF10	SC FUELS	DIESEL/ DEF FOR JLW FY 18	5,866.13
04/06/18	48441	SCF10	SC FUELS	DIESEL/ DEF FOR JLW FY 18	3,053.99
04/06/18	48441	SCF10	SC FUELS	Gasoline/DEF for CJW FY18	1,973.76
04/06/18	48441	SCF10	SC FUELS	Gasoline/DEF for CJW FY18	1,900.38
04/06/18	48442	SIG10	SIGN WORKS	SIGNAGE FY18	1,795.20
04/06/18	48443	SPO1S	SPORTWORKS NORTHWEST INC	304	1,612.36
04/06/18	48444	SPR10	SPRINT	CELL PHONE SERVICE	457.58
04/06/18	48446	STA2S	STAPLES ADVANTAGE	OFFICE SUPPLIES FY18	123.74
04/06/18	48446	STA2S	STAPLES ADVANTAGE	OFFICE SUPPLIES FY18	54.41
04/06/18	48446	STA2S	STAPLES ADVANTAGE	OFFICE SUPPLIES FY18	109.90
04/06/18	48446	STA2S	STAPLES ADVANTAGE	OFFICE SUPPLIES FY18	24.35
04/06/18	48446	STA2S	STAPLES ADVANTAGE	OFFICE SUPPLIES FY18	12.57
04/06/18	48446	STA2S	STAPLES ADVANTAGE	OFFICE SUPPLIES FY18	259.22
04/06/18	48446	STA2S	STAPLES ADVANTAGE	OFFICE SUPPLIES FY18	68.81
04/06/18	48446	STA2S	STAPLES ADVANTAGE	OFFICE SUPPLIES FY18	70.19
04/06/18	48446	STA2S	STAPLES ADVANTAGE	OFFICE SUPPLIES FY18	54.95
04/06/18	48446	STA2S	STAPLES ADVANTAGE	OFFICE SUPPLIES FY18	16.30
04/06/18	48446	STA2S	STAPLES ADVANTAGE	OFFICE SUPPLIES FY18	258.61
04/06/18	48446	STA2S	STAPLES ADVANTAGE	OFFICE SUPPLIES FY18	148.96
04/06/18	48446	STA2S	STAPLES ADVANTAGE	OFFICE SUPPLIES FY18	73.36
04/06/18	48446	STA2S	STAPLES ADVANTAGE	OFFICE SUPPLIES FY18	103.73
04/06/18	48446	STA2S	STAPLES ADVANTAGE	OFFICE SUPPLIES FY18	150.73
04/06/18	48446	STA2S	STAPLES ADVANTAGE	OFFICE SUPPLIES FY18	13.04
04/06/18	48446	STA2S	STAPLES ADVANTAGE	OFFICE SUPPLIES FY18	50.98
04/06/18	48447	STO30	STODDARTS TOOL & EQUIPMENT	BLDG & EQUIP. MAINTENANCE FY18	601.45
04/06/18	48448	SUN10	SUNSTAR MEDIA	MOBILITY WEBSITE FY18	230.00
04/06/18	48449	DAV20	THE PAUL DAVIS PARTNERSHIP LLP	ARCHITECTURAL SERVICES STC	212.00
04/06/18	48449	DAV20	THE PAUL DAVIS PARTNERSHIP LLP	ARCHITECTURAL SERVICES	4,065.52
04/06/18	48450	THE70	THERMO KING OF SALINAS IN	VEHICLE MAINT PARTS	494.63
04/06/18	48451	WAL2S	THOMAS WALTERS AND ASSOC INC	WASH DC CONSULTANT	5,135.85
04/06/18	48452	TIM20	TIMS GARDENING SERVICE	LANDSCAPING SERVICES FY18	302.40
04/06/18	48453	TIM20	TIMS GARDENING SERVICE	LANDSCAPING SERVICES FY18	1,770.90
04/06/18	48454	TIM20	TIMS GARDENING SERVICE	LANDSCAPING SERVICES FY18	555.00
04/06/18	48455	TIM20	TIMS GARDENING SERVICE	LANDSCAPING SERVICES FY18	445.00
04/06/18	48456	UNI70	UNITED SITE SERVICES	Restroom Trailer FY18	146.17
04/06/18	48457	VAL25	VALLEY FABRICATION, INC	FABRICATION/REPAIRS FY18	10.88
04/06/18	48457	VAL25	VALLEY FABRICATION, INC	FABRICATION/REPAIRS FY18	1,898.18
04/06/18	48457	VAL25	VALLEY FABRICATION, INC	FABRICATION/REPAIRS	736.24

## Board Report

MONTEREY-SALINAS TRANSIT

May 23, 2018 10:35 AM

Page 7

LLEE

Check Date	Check No.	No.	Name	Description	Amount (\$)
04/06/18	48457	VAL25	VALLEY FABRICATION, INC	FABRICATION/REPAIRS FY18	63.00
04/06/18	48458	VAL20	VALLEY PACIFIC PETROLEUM	LUBRICANTS FY18	3,234.82
04/06/18	48458	VAL20	VALLEY PACIFIC PETROLEUM	LUBRICANTS FY18	1,328.02
04/06/18	48460	VAL60	VALLEY POWER SYSTEMS INC	256	1,553.82
04/06/18	48460	VAL60	VALLEY POWER SYSTEMS INC	257	32.43
04/06/18	48460	VAL60	VALLEY POWER SYSTEMS INC	257	134.73
04/06/18	48460	VAL60	VALLEY POWER SYSTEMS INC	282	561.36
04/06/18	48460	VAL60	VALLEY POWER SYSTEMS INC	257	49.06
04/06/18	48460	VAL60	VALLEY POWER SYSTEMS INC	284	1,589.87
04/06/18	48460	VAL60	VALLEY POWER SYSTEMS INC	276	28.60
04/06/18	48460	VAL60	VALLEY POWER SYSTEMS INC	282	410.44
04/06/18	48460	VAL60	VALLEY POWER SYSTEMS INC	281	1,843.43
04/06/18	48460	VAL60	VALLEY POWER SYSTEMS INC	276	37.92
04/06/18	48460	VAL60	VALLEY POWER SYSTEMS INC	389	47.57
04/06/18	48460	VAL60	VALLEY POWER SYSTEMS INC	384	560.61
04/06/18	48460	VAL60	VALLEY POWER SYSTEMS INC	383	1,681.82
04/06/18	48460	VAL60	VALLEY POWER SYSTEMS INC	291	160.54
04/06/18	48460	VAL60	VALLEY POWER SYSTEMS INC	286	-145.45
04/06/18	48460	VAL60	VALLEY POWER SYSTEMS INC	293	174.01
04/06/18	48461	VAL70	VALLEY SAW & GARDEN SUPPLY	FY18	120.07
04/06/18	48462	VER40	VERIZON WIRELESS	WIRELESS SERVICE	1,949.19
04/06/18	48462	VER40	VERIZON WIRELESS	WIRELESS SERVICE	56.11
04/06/18	48462	VER40	VERIZON WIRELESS	WIRELESS SERVICE	318.06
04/06/18	48463	VIC10	VICTORY TOYOTA/ LEXUS MONTEREY P	SUPPORT VEHICLE MAINTENANCE FY18	379.05
04/06/18	48464	WAS20	WASHINGTON STATE SUPPORT	GARNISH/2070	124.61
04/06/18	48465	WHI10	WHITSON ENGINEERS	TDA SITE SURVEY & INSPECTIONS	1,184.00
04/06/18	48466	WOR55	WORK WORLD AMERICA INC	SAFETY BOOTS FY18 CARDENAS, ADAM	163.85
04/06/18	48467	XYB01	XYBIX SYSTEMS, INC.	TDA - REHAB & RENOVATE-COMMUNICATIO	42,608.14
					479,704.15
04/09/18	48468	VEL20	ANNA M. VELAZQUEZ	ANNA M. VELAZQUEZ-DIRECTOR FEES	100.00
04/09/18	48469	VEL21	ANNA M. VELAZQUEZ	ANNA M. VELAZQUEZ-MILEAGE	39.35
04/09/18	48470	CARHA1	CAROLYN D. HARDY	CAROLYN D. HARDY-MILEAGE	9.92
04/09/18	48471	CARHAR	CAROLYN D. HARDY	CAROLYN D. HARDY-DIRECTOR FEES	100.00
04/09/18	48472	ALB20	DANIEL T. ALBERT	DANIEL T. ALBERT-DIRECTOR FEES	100.00
04/09/18	48473	ALB21	DANIEL T. ALBERT	DANIEL T. ALBERT-MILEAGE	6.32
04/09/18	48474	DAVPA1	DAVID PACHECO	DAVID PACHECO-MILEAGE	4.03
04/09/18	48475	DAVPAC	DAVID PACHECO	DAVID PACHECO-DIRECTOR FEES	100.00
04/09/18	48476	FRAOC1	FRANCIS O CONNELL	FRANCIS O CONNELL-MILEAGE	10.68
04/09/18	48477	FRAOCO	FRANCIS O CONNELL	FRANCIS O CONNELL-DIRECTOR FEES	100.00
04/09/18	48478	CLA10	KRISTIN CLARK	KRISTIN CLARK-DIRECTOR FEES	100.00
04/09/18	48479	CLA11	KRISTIN CLARK	KRISTIN CLARK-MILEAGE	2.51
04/09/18	48480	ALE20	LUIS ALEJO	LUIS ALEJO-DIRECTOR FEES	100.00
04/09/18	48481	ALE21	LUIS ALEJO	LUIS ALEJO-MILEAGE	14.72
04/09/18	48482	MAR60	MARIA YANELY MARTINEZ	MARIA YANELY MARTINEZ-DIRECTOR FEES	100.00
04/09/18	48483	MAR61	MARIA YANELY MARTINEZ	MARIA YANELY MARTINEZ-MILEAGE	48.83
04/09/18	48484	CAR65	MARY ANN CARBONE	MARY ANN CARBONE-DIRECTOR FEES	100.00

**Board Report**

MONTEREY-SALINAS TRANSIT

May 23, 2018 10:35 AM

Page 8

LLEE

Check Date	Check No.	No.	Name	Description	Amount (\$)
04/09/18	48485	CAR66	MARY ANN CARBONE	MARY ANN CARBONE-MILEAGE	4.91
04/09/18	48486	MICLE1	MICHAEL LE BARRE	MICHAEL Le BARRE-MILEAGE	63.66
04/09/18	48487	MICLEB	MICHAEL Le BARRE	MICHAEL Le BARRE-DIRECTOR FEES	100.00
04/09/18	48488	ROBBO1	ROBERT BONINCONTRI	ROBERT BONINCONTRI-MILEAGE	28.45
04/09/18	48489	ROBBON	ROBERT BONINCONTRI	ROBERT BONINCONTRI-DIRECTOR FEES	100.00
04/09/18	48490	BAR50	TONY BARRERA	TONY BARRERA-DIRECTOR FEES	100.00
04/09/18	48491	BAR51	TONY BARRERA	TONY BARRERA-MILEAGE	14.61
					<hr/>
					1,447.99
04/10/18	48492	BLU30	BLUE SCOPE CONSTRUCTION	TDA RENOVATION	925,577.10
04/10/18	48493	JOENEW	JOEL NEWMAN	LIABILITY PROPERTY DAMAGE	4,387.31
04/10/18	48494	MON13	MONTEREY PENINSULA COLLEGE	JOB FAIR TABLE 4/18/18	25.00
					<hr/>
					929,989.41
04/20/18	48495	ACS10	A & C SIGNS	Decal install and remove	520.00
04/20/18	48495	ACS10	A & C SIGNS	Decal install and remove	285.47
04/20/18	48496	ATO10	A TOOL SHED, INC.	FY18	165.85
04/20/18	48497	ACC11	ACCENT CLEAN & SWEEP, INC.	STREET SWEEPING	1,936.00
04/20/18	48498	ACC40	ACCURATE BACKGROUND, INC	Navigator Recruitment-Background checkes	127.50
04/20/18	48499	ADA25	ADA SIGN DEPOT, INC.	Restroom Sgnage	1,046.68
04/20/18	48500	ALVJOH	ALVIN JOHNSON	5 nts APTA Bus & Paratransit Conf May 4-9 Tam	270.00
04/20/18	48501	AMA10	AMALGAMATED TRANSIT UNION	UNION DUES	14,340.70
04/20/18	48502	AME50	AMERICAN SUPPLY COMPANY	SUPPLIES FY18	261.87
04/20/18	48502	AME50	AMERICAN SUPPLY COMPANY	SUPPLIES FY18	300.41
04/20/18	48503	ANN10	ANNUVIA	AUTOMATIC EXTERNAL DEFIBULATOR PADS	121.80
04/20/18	48504	ATT10	AT&T	TELEPHONE SERVICE	177.75
04/20/18	48504	ATT10	AT&T	TELEPHONE SERVICE	1,810.59
04/20/18	48505	BES10	BEST BUY AUTOMOTIVE EQUIPMENT	TRUCK TIRE CHANGER	13,997.98
04/20/18	48506	NOV10	BILL'S WINDSHIELD REPAIR	WINDSHIELD REPAIRS BUS 1716	49.00
04/20/18	48506	NOV10	BILL'S WINDSHIELD REPAIR	WINDSHIELD REPAIRS BUS 1715	49.00
04/20/18	48506	NOV10	BILL'S WINDSHIELD REPAIR	WINDSHIELD REPAIRS BUS 1808	49.00
04/20/18	48506	NOV10	BILL'S WINDSHIELD REPAIR	WINDSHIELD REPAIRS BUS 2101	49.00
04/20/18	48507	BRE50	BRENTS ELECTRICAL	SHOP ELECTRICAL FY18	140.58
04/20/18	48508	HAR75	BRIAN HUNTER HARVATH	5 nts APTA Bus & Paratransit Conf May 4-9 Tam	270.00
04/20/18	48509	CSC10	C S C OF SALINAS	SHOP SUPPLIES/VEHICLE PARTS FY18	483.10
04/20/18	48509	CSC10	C S C OF SALINAS	SHOP SUPPLIES/VEHICLE PARTS FY18	7.14
04/20/18	48509	CSC10	C S C OF SALINAS	SHOP SUPPLIES/VEHICLE PARTS FY18	44.18
04/20/18	48510	STA30	CA DEPT FEE & TAX ADMINISTRATION	DIESEL FUEL TAX RETURN	2,041.37
04/20/18	48511	STA32	CA DEPT FEE & TAX ADMINISTRATION	STORAGE TANK FEES	4,125.24
04/20/18	48512	CAL84	CALIF TRANSIT INS POOL	LIAB/PHY. DAMAGE INS 2017-2018	130,397.40
04/20/18	48513	CAL92	CALIFORNIA WATER SERV CO	WATER SERVICE	36.55
04/20/18	48513	CAL92	CALIFORNIA WATER SERV CO	WATER SERVICE	85.84
04/20/18	48514	CAR2W	CARLON'S FIRE EXTINGUISHER	FIRST AID SUPPLIES/FIRE EXT -FY18	80.00
04/20/18	48514	CAR2W	CARLON'S FIRE EXTINGUISHER	FIRST AID SUPPLIES/FIRE EXT -FY18	173.46
04/20/18	48514	CAR2W	CARLON'S FIRE EXTINGUISHER	FIRST AID SUPPLIES/FIRE EXT -FY18	173.46
04/20/18	48514	CAR2W	CARLON'S FIRE EXTINGUISHER	FIRST AID SUPPLIES/FIRE EXT -FY18	164.63

## Board Report

MONTEREY-SALINAS TRANSIT

May 23, 2018 10:35 AM

Page 9

LLEE

Check Date	Check No.	No.	Name	Description	Amount (\$)
04/20/18	48515	WIL20	CDM SMITH	CONSULTING	20,208.00
04/20/18	48515	WIL20	CDM SMITH	CONSULTING	18,335.00
04/20/18	48516	CHA25	CHANCE RIDES MANUFACTURING, INC	411	608.15
04/20/18	48516	CHA25	CHANCE RIDES MANUFACTURING, INC	396	150.11
04/20/18	48517	CHI20	CHIDLAW MARKETING	ADVERTISING SERVICES	2,702.00
04/20/18	48518	CIN20	CINTAS CORPORATION	LAUNDRY UNIFORMS	1,516.26
04/20/18	48518	CIN20	CINTAS CORPORATION	LAUNDRY UNIFORMS	767.55
04/20/18	48519	SAL55	CITY OF SALINAS	ALARM PERMIT FEE CJW	21.75
04/20/18	48521	COM10	COMMERCIAL TRUCK CO.	349	12.68
04/20/18	48521	COM10	COMMERCIAL TRUCK CO.	456	250.31
04/20/18	48521	COM10	COMMERCIAL TRUCK CO.	347	304.83
04/20/18	48521	COM10	COMMERCIAL TRUCK CO.	341	300.91
04/20/18	48521	COM10	COMMERCIAL TRUCK CO.	321	138.08
04/20/18	48521	COM10	COMMERCIAL TRUCK CO.	331	92.81
04/20/18	48521	COM10	COMMERCIAL TRUCK CO.	314	190.47
04/20/18	48521	COM10	COMMERCIAL TRUCK CO.	474	49.97
04/20/18	48521	COM10	COMMERCIAL TRUCK CO.	449	6.81
04/20/18	48521	COM10	COMMERCIAL TRUCK CO.	424	68.05
04/20/18	48521	COM10	COMMERCIAL TRUCK CO.	488	182.20
04/20/18	48521	COM10	COMMERCIAL TRUCK CO.	491	360.63
04/20/18	48521	COM10	COMMERCIAL TRUCK CO.	357	91.46
04/20/18	48522	CAL60	CSAC	WORKERS COMP EXCESS INSURANCE	1,344.00
04/20/18	48523	DEA10	DEANE INDUSTRIAL MACHINING, IN	494	982.09
04/20/18	48524	SMI10	DEANNA SMITH	4 nts Drug & Alcohol Conf May 7-11 Ft Lauderdale	256.00
04/20/18	48525	DEV10	DEVIN-DURHAM-BURK	GARNISH/1877	69.23
04/20/18	48526	DIE10	DIESEL MARINE ELECTRIC, INC.	362	140.72
04/20/18	48526	DIE10	DIESEL MARINE ELECTRIC, INC.	298	49.77
04/20/18	48526	DIE10	DIESEL MARINE ELECTRIC, INC.	417	58.74
04/20/18	48527	DIR10	DIRECT TV	TV SERVICE/ JLW	27.88
04/20/18	48528	ELM10	ELMERS AUTO PARTS	PARTS/SHOP SUPPLIES FY18	28.45
04/20/18	48529	ENV10	ENVIRONMENTAL LOGISTICS, INC.	HAZARDOUS WASTE DISPOSAL FY18	2,070.00
04/20/18	48529	ENV10	ENVIRONMENTAL LOGISTICS, INC.	HAZARDOUS WASTE DISPOSAL FY18	694.80
04/20/18	48530	ESO10	e SOFTWARE PROFESSIONALS	SOFTWARE SUPPORT	43.75
04/20/18	48532	FAS20	FASTENAL COMPANY	FY18 MAINT SUPPLIES/VEH MAINT PARTS	75.47
04/20/18	48532	FAS20	FASTENAL COMPANY	FY18 MAINT SUPPLIES/VEH MAINT PARTS	74.20
04/20/18	48532	FAS20	FASTENAL COMPANY	FY18 MAINT SUPPLIES/VEH MAINT PARTS	6.15
04/20/18	48532	FAS20	FASTENAL COMPANY	FY18 MAINT SUPPLIES/VEH MAINT PARTS	75.63
04/20/18	48532	FAS20	FASTENAL COMPANY	FY18 MAINT SUPPLIES/VEH MAINT PARTS	409.86
04/20/18	48532	FAS20	FASTENAL COMPANY	FY18 MAINT SUPPLIES/VEH MAINT PARTS	46.63
04/20/18	48532	FAS20	FASTENAL COMPANY	FY18 MAINT SUPPLIES/VEH MAINT PARTS	256.37
04/20/18	48532	FAS20	FASTENAL COMPANY	FY18 MAINT SUPPLIES/VEH MAINT PARTS	23.00
04/20/18	48532	FAS20	FASTENAL COMPANY	FY18 MAINT SUPPLIES/VEH MAINT PARTS	1.28
04/20/18	48532	FAS20	FASTENAL COMPANY	FY18 MAINT SUPPLIES/VEH MAINT PARTS	310.16
04/20/18	48532	FAS20	FASTENAL COMPANY	FY18 MAINT SUPPLIES/VEH MAINT PARTS	99.80
04/20/18	48532	FAS20	FASTENAL COMPANY	FY18 MAINT SUPPLIES/VEH MAINT PARTS	275.41
04/20/18	48532	FAS20	FASTENAL COMPANY	FY18 MAINT SUPPLIES/VEH MAINT PARTS	420.30
04/20/18	48532	FAS20	FASTENAL COMPANY	FY18 MAINT SUPPLIES/VEH MAINT PARTS	35.10
04/20/18	48532	FAS20	FASTENAL COMPANY	FY18 MAINT SUPPLIES/VEH MAINT PARTS	193.21

**Board Report**

MONTEREY-SALINAS TRANSIT

May 23, 2018 10:35 AM

Page 10

LLEE

Check Date	Check No.	No.	Name	Description	Amount (\$)
04/20/18	48532	FAS20	FASTENAL COMPANY	FY18 MAINT SUPPLIES/VEH MAINT PARTS	27.14
04/20/18	48533	FIR20	FIRST ALARM	Monitor Alarm STC 5/1/18 to 7/31/18	299.73
04/20/18	48534	FIR10	FIRST ALARM SECURITY & PATROL, INC.	SECURITY SERVICE	7,620.30
04/20/18	48535	FRAGAR	FRANCISCO GARCIA	ASE TESTING	257.16
04/20/18	48536	GEI10	GEIGER	TDA Ribbon Cutting Tumblers	5,195.92
04/20/18	48537	GFI10	GFI GENFARE	GFI FAREBOXES	271.48
04/20/18	48538	GOO1S	GOODYEAR TIRE - RUBBER CO	TIRE LEASE & SERVICE CONTRACT FY18	14,693.29
04/20/18	48538	GOO1S	GOODYEAR TIRE - RUBBER CO	TIRE LEASE & SERVICE CONTRACT FY18	6,160.00
04/20/18	48538	GOO1S	GOODYEAR TIRE - RUBBER CO	TIRE LEASE & SERVICE CONTRACT FY18	140.00
04/20/18	48538	GOO1S	GOODYEAR TIRE - RUBBER CO	TIRE LEASE & SERVICE CONTRACT FY18	1,059.86
04/20/18	48539	GOV1S	GOV FINANCE OFFICERS ASSN	MEMBERSHIP DUES 6/1/18-5/31/19	280.00
04/20/18	48541	GRA30	GRAINGER	SHOP/MAINT SUPPLIES FY18	53.10
04/20/18	48541	GRA30	GRAINGER	SHOP/MAINT SUPPLIES FY18	146.26
04/20/18	48541	GRA30	GRAINGER	SHOP/MAINT SUPPLIES FY18	2.36
04/20/18	48541	GRA30	GRAINGER	SHOP/MAINT SUPPLIES FY18	27.33
04/20/18	48541	GRA30	GRAINGER	SHOP/MAINT SUPPLIES FY18	95.52
04/20/18	48541	GRA30	GRAINGER	SHOP/MAINT SUPPLIES FY18	202.56
04/20/18	48541	GRA30	GRAINGER	SHOP/MAINT SUPPLIES FY18	200.68
04/20/18	48541	GRA30	GRAINGER	SHOP/MAINT SUPPLIES FY18	22.50
04/20/18	48541	GRA30	GRAINGER	SHOP/MAINT SUPPLIES FY18	19.63
04/20/18	48541	GRA30	GRAINGER	SHOP/MAINT SUPPLIES FY18	63.67
04/20/18	48541	GRA30	GRAINGER	SHOP/MAINT SUPPLIES FY18	345.19
04/20/18	48541	GRA30	GRAINGER	SHOP/MAINT SUPPLIES FY18	300.00
04/20/18	48541	GRA30	GRAINGER	SHOP/MAINT SUPPLIES FY18	538.40
04/20/18	48541	GRA30	GRAINGER	BUILDING AND EQUIPMENT MAINT FY18	1,116.09
04/20/18	48541	GRA30	GRAINGER	BUILDING AND EQUIPMENT MAINT FY18	31.37
04/20/18	48541	GRA30	GRAINGER	SHOP/MAINT SUPPLIES	-273.13
04/20/18	48542	GRE15	GREEN CAB	TAXI VOUCHER PROGRAM MAR 2018	3,570.00
04/20/18	48543	GRE50	GREEN VALLEY INDUSTRIAL SUPPLY INC	FY18 BUILDING AND EQUIPMENT MAINT	14.55
04/20/18	48544	GRE60	GREENWASTE RECOVERY, INC.	MTX WASTE DISPOSAL	243.29
04/20/18	48545	GRE60	GREENWASTE RECOVERY, INC.	MTX WASTE DISPOSAL	735.15
04/20/18	48546	HDSUP	HD SUPPLY/WHITECAP CONSTR. SUP	CONSTRUCTION SUPPLY FY18	83.46
04/20/18	48547	HOL31	HOLT DIST. & CLEAN AIR FILTER CO.	302	145.87
04/20/18	48547	HOL31	HOLT DIST. & CLEAN AIR FILTER CO.	343	173.18
04/20/18	48548	HYD20	HYDRO TURF INC.	LANDSCAPE SUPPLIES FY18	155.62
04/20/18	48549	ICM10	ICMA RETIREMENT TRUST-457	EE CONTRIBUTIONS	1,861.53
04/20/18	48550	IMP10	IMPERIAL SUPPLIES LLC	SHOP SUPPLIES FY18	211.81
04/20/18	48550	IMP10	IMPERIAL SUPPLIES LLC	SHOP SUPPLIES FY18	212.76
04/20/18	48550	IMP10	IMPERIAL SUPPLIES LLC	SHOP SUPPLIES FY18	248.55
04/20/18	48550	IMP10	IMPERIAL SUPPLIES LLC	SHOP SUPPLIES FY18	107.50
04/20/18	48550	IMP10	IMPERIAL SUPPLIES LLC	SHOP SUPPLIES FY18	132.18
04/20/18	48550	IMP10	IMPERIAL SUPPLIES LLC	SHOP SUPPLIES FY18	173.93
04/20/18	48550	IMP10	IMPERIAL SUPPLIES LLC	SHOP SUPPLIES FY18	576.35
04/20/18	48551	INT10	INTEGRITY PRINTING SERVICE	PRINTING FY18	131.44
04/20/18	48552	LAN10	LANGUAGE LINE SERVICES	Language Interpretation/Translation Services	110.58
04/20/18	48553	LOR10	LORI LEE	CALCPA 2017-18 DUES & LICENSE RENEWAL	530.00
04/20/18	48555	MCI2S	MCI SERVICE PARTS INC	476	202.80
04/20/18	48555	MCI2S	MCI SERVICE PARTS INC	464	1,125.60

## Board Report

MONTEREY-SALINAS TRANSIT

May 23, 2018 10:35 AM

Page 11

LLEE

Check Date	Check No.	No.	Name	Description	Amount (\$)
04/20/18	48555	MCI2S	MCI SERVICE PARTS INC	462	59.52
04/20/18	48555	MCI2S	MCI SERVICE PARTS INC	462	1,477.35
04/20/18	48555	MCI2S	MCI SERVICE PARTS INC	447	113.50
04/20/18	48555	MCI2S	MCI SERVICE PARTS INC	434	94.14
04/20/18	48555	MCI2S	MCI SERVICE PARTS INC	426	738.44
04/20/18	48555	MCI2S	MCI SERVICE PARTS INC	425	335.99
04/20/18	48555	MCI2S	MCI SERVICE PARTS INC	361	224.84
04/20/18	48555	MCI2S	MCI SERVICE PARTS INC	481	61.86
04/20/18	48555	MCI2S	MCI SERVICE PARTS INC	484	126.79
04/20/18	48555	MCI2S	MCI SERVICE PARTS INC	479	358.63
04/20/18	48555	MCI2S	MCI SERVICE PARTS INC	458	449.01
04/20/18	48555	MCI2S	MCI SERVICE PARTS INC	499	488.03
04/20/18	48556	MES10	MEDICAL EYE SERVICES, INC.	VISION INSURANCE MAY 2018	2,929.51
04/20/18	48557	MON23	MONTEREY BAY URGENT CARE	PHYSICAL EXAMS FY18 - NAND, JAGDISHWA	100.00
04/20/18	48557	MON23	MONTEREY BAY URGENT CARE	PHYSICAL EXAMS FY18 - BURTON, TIMOTHY	100.00
04/20/18	48557	MON23	MONTEREY BAY URGENT CARE	PHYSICAL EXAMS FY18 - ANDRADE, FERNAN	100.00
04/20/18	48558	MON50	MONTEREY REGIONAL WASTE	WASTE DISPOSAL	325.75
04/20/18	48559	MON53	MONTEREY SIGNS INC.	Other Outside Labor Signage decals FY18	213.04
04/20/18	48560	NAV10	NAVIA BENEFIT SOLUTIONS CLIENT PAY	3/1/18 - 3/31/18	292.60
04/20/18	48560	NAV10	NAVIA BENEFIT SOLUTIONS CLIENT PAY	FSA	1,305.55
04/20/18	48560	NAV10	NAVIA BENEFIT SOLUTIONS CLIENT PAY	FSA	1,305.55
04/20/18	48560	NAV10	NAVIA BENEFIT SOLUTIONS CLIENT PAY	FSA	1,305.55
04/20/18	48561	NEW30	NEW FLYER	414	62.83
04/20/18	48563	NORCAL	NORCAL KENWORTH SERVICE	361	59.67
04/20/18	48563	NORCAL	NORCAL KENWORTH SERVICE	292	56.00
04/20/18	48563	NORCAL	NORCAL KENWORTH SERVICE	292	3.07
04/20/18	48563	NORCAL	NORCAL KENWORTH SERVICE	292	1,783.71
04/20/18	48563	NORCAL	NORCAL KENWORTH SERVICE	400	215.42
04/20/18	48563	NORCAL	NORCAL KENWORTH SERVICE	470	236.38
04/20/18	48563	NORCAL	NORCAL KENWORTH SERVICE	467	53.79
04/20/18	48563	NORCAL	NORCAL KENWORTH SERVICE	444	168.17
04/20/18	48563	NORCAL	NORCAL KENWORTH SERVICE	433	699.89
04/20/18	48563	NORCAL	NORCAL KENWORTH SERVICE	416	339.69
04/20/18	48563	NORCAL	NORCAL KENWORTH SERVICE	416	10.64
04/20/18	48563	NORCAL	NORCAL KENWORTH SERVICE	292	958.72
04/20/18	48563	NORCAL	NORCAL KENWORTH SERVICE	292	15.33
04/20/18	48563	NORCAL	NORCAL KENWORTH SERVICE	490	272.22
04/20/18	48564	PAC05	PACIFIC CLAIMS MANAGEMENT	WORKER'S COMP ADMINISTRATOR FY18	198.00
04/20/18	48565	PAC60	PACIFIC TRUCK PARTS INC	445	155.24
04/20/18	48565	PAC60	PACIFIC TRUCK PARTS INC	457	259.86
04/20/18	48565	PAC60	PACIFIC TRUCK PARTS INC	313	48.22
04/20/18	48565	PAC60	PACIFIC TRUCK PARTS INC	329	69.54
04/20/18	48565	PAC60	PACIFIC TRUCK PARTS INC	324	163.49
04/20/18	48565	PAC60	PACIFIC TRUCK PARTS INC	498	211.64
04/20/18	48565	PAC60	PACIFIC TRUCK PARTS INC	370	69.54
04/20/18	48565	PAC60	PACIFIC TRUCK PARTS INC	371	170.41
04/20/18	48565	PAC60	PACIFIC TRUCK PARTS INC	511	163.49
04/20/18	48565	PAC60	PACIFIC TRUCK PARTS INC	241	-42.76

## Board Report

MONTEREY-SALINAS TRANSIT

May 23, 2018 10:35 AM

Page 12

LLEE

Check Date	Check No.	No.	Name	Description	Amount (\$)
04/20/18	48566	PAC80	PACIFIC WEST WATER	WATER DISPENSER RENTAL	325.17
04/20/18	48567	PEN05	PBI	OFFICE FURNITURE	152,468.94
04/20/18	48568	PIN30	PINNACLE HEATHCARE HOLLISTER	PHYSICAL EXAMS FY18 - RALPH, ROGER	55.00
04/20/18	48568	PIN30	PINNACLE HEATHCARE HOLLISTER	PHYSICAL EXAMS FY18 - GARCIA, ALBERT	55.00
04/20/18	48568	PIN30	PINNACLE HEATHCARE HOLLISTER	PHYSICAL EXAMS FY18 - TREVINO, LETICIA	55.00
04/20/18	48568	PIN30	PINNACLE HEATHCARE HOLLISTER	PHYSICAL EXAMS FY18 -PAAT, ERNESTO	55.00
04/20/18	48568	PIN30	PINNACLE HEATHCARE HOLLISTER	PHYSICAL EXAMS FY18 -MEZA, RICHARD	55.00
04/20/18	48569	PRE40	PREFERRED ALLIANCE INC	DRUG & ALCOHOL TESTING FY18	595.00
04/20/18	48570	PRE10	PREFERRED BENEFIT	DENTAL INS. 4/1/18 - 4/30/18	20,524.90
04/20/18	48571	PRE30	PREMIUM AUTO PARTS INC.	VEHI MAINT PARTS/SHOP SUPPLIES FY18	72.50
04/20/18	48571	PRE30	PREMIUM AUTO PARTS INC.	VEHI MAINT PARTS/SHOP SUPPLIES FY18	39.44
04/20/18	48571	PRE30	PREMIUM AUTO PARTS INC.	VEHI MAINT PARTS/SHOP SUPPLIES FY18	101.69
04/20/18	48571	PRE30	PREMIUM AUTO PARTS INC.	VEHI MAINT PARTS/SHOP SUPPLIES FY18	24.30
04/20/18	48571	PRE30	PREMIUM AUTO PARTS INC.	VEHI MAINT PARTS/SHOP SUPPLIES FY18	10.82
04/20/18	48572	PRI40	PRINTEAM	PRINTING SERVICES	15,128.76
04/20/18	48573	RAN11	RANCHO CIELO, INC.	Paint and misc repairs	1,793.26
04/20/18	48574	RED20	RED WING SHOE STORE	SAFETY BOOTS FY18- MANSFIELD, JARROD	185.73
04/20/18	48574	RED20	RED WING SHOE STORE	SAFETY BOOTS FY18- GONZALEZ, EDDY	147.90
04/20/18	48575	BRO60	REPUBLIC SERVICES	WASTE DISPOSAL SERVICES	420.66
04/20/18	48575	BRO60	REPUBLIC SERVICES	WASTE DISPOSAL SERVICES	128.47
04/20/18	48575	BRO60	REPUBLIC SERVICES	WASTE DISPOSAL SERVICES	805.33
04/20/18	48576	SAF10	SAF KEEP STORAGE-DEL REY OAKS	STORAGE RENT-#267053 UNIT 1003	13.00
04/20/18	48577	SAF1S	SAFETY-KLEEN CORP	FY18 PART CLEANING	166.77
04/20/18	48578	SAL50	SALINAS VALLEY FORD SLS	SUPPORT VEHICLE MAINT-FY18	61.37
04/20/18	48578	SAL50	SALINAS VALLEY FORD SLS	SUPPORT VEHICLE MAINT-FY18	68.48
04/20/18	48578	SAL50	SALINAS VALLEY FORD SLS	SUPPORT VEHICLE MAINT-FY18	123.40
04/20/18	48579	PRO60	SAN LORENZO LUMBER	FY18	45.86
04/20/18	48579	PRO60	SAN LORENZO LUMBER	FY18	200.61
04/20/18	48579	PRO60	SAN LORENZO LUMBER	FY18	95.04
04/20/18	48579	PRO60	SAN LORENZO LUMBER	FY18	12.08
04/20/18	48580	SAR10	SARABIA SALES & MANUFACTURING, INC	328	830.30
04/20/18	48581	COA50	SC FUELS	Diesel only at CJW FY18	477.70
04/20/18	48581	COA50	SC FUELS	Diesel only at CJW FY18	19,276.06
04/20/18	48581	COA50	SC FUELS	Diesel only at CJW FY18	19,111.75
04/20/18	48582	COA51	SC FUELS	FUEL-SHIP TO MV FY18	11,563.25
04/20/18	48582	COA51	SC FUELS	FUEL-SHIP TO MV FY18	11,365.59
04/20/18	48582	COA51	SC FUELS	FUEL-SHIP TO MV FY18	11,205.71
04/20/18	48582	COA51	SC FUELS	FUEL-SHIP TO MV FY18	11,287.73
04/20/18	48582	COA51	SC FUELS	FUEL-SHIP TO MV FY18	11,068.60
04/20/18	48582	COA51	SC FUELS	FUEL-SHIP TO MV FY18	4,471.78
04/20/18	48583	SCF10	SC FUELS	DIESEL/ DEF FOR JLW FY 18	6,237.63
04/20/18	48583	SCF10	SC FUELS	DIESEL/ DEF FOR JLW FY 18	6,012.62
04/20/18	48583	SCF10	SC FUELS	DIESEL/ DEF FOR JLW FY 18	6,345.23
04/20/18	48583	SCF10	SC FUELS	DIESEL/ DEF FOR JLW FY 18	3,141.28
04/20/18	48583	SCF10	SC FUELS	DIESEL/ DEF FOR JLW FY 18	4,911.87
04/20/18	48583	SCF10	SC FUELS	DIESEL/ DEF FOR JLW FY 18	5,928.33
04/20/18	48583	SCF10	SC FUELS	FUEL TDA	418.96
04/20/18	48583	SCF10	SC FUELS	Gasoline/DEF for CJW FY18	1,915.44



## Board Report

MONTEREY-SALINAS TRANSIT

May 23, 2018 10:35 AM

Page 13

LLEE

Check Date	Check No.	No.	Name	Description	Amount (\$)
04/20/18	48584	SPO1S	SPORTWORKS NORTHWEST INC	317	28.50
04/20/18	48585	SUN10	SUNSTAR MEDIA	MOBILITY WEBSITE FY18	579.00
04/20/18	48586	TAR10	TARGET PEST CONTROL, INC.	PEST CONTROL FY18	40.00
04/20/18	48587	TEC20	TEC OF CALIFORNIA, INC.	322	120.33
04/20/18	48587	TEC20	TEC OF CALIFORNIA, INC.	322	178.77
04/20/18	48587	TEC20	TEC OF CALIFORNIA, INC.	386	38.39
04/20/18	48587	TEC20	TEC OF CALIFORNIA, INC.	175	-404.66
04/20/18	48587	TEC20	TEC OF CALIFORNIA, INC.	443	106.51
04/20/18	48587	TEC20	TEC OF CALIFORNIA, INC.	432	400.66
04/20/18	48587	TEC20	TEC OF CALIFORNIA, INC.	508	155.27
04/20/18	48587	TEC20	TEC OF CALIFORNIA, INC.	506	46.16
04/20/18	48587	TEC20	TEC OF CALIFORNIA, INC.	485	1,065.60
04/20/18	48587	TEC20	TEC OF CALIFORNIA, INC.	482	526.54
04/20/18	48588	HAR30	THE HARTFORD - PRIORITY ACCTS	LIFE INSURANCE 4/1/18 - 4/30/18	3,612.80
04/20/18	48589	THE70	THERMO KING OF SALINAS IN	191	25.01
04/20/18	48589	THE70	THERMO KING OF SALINAS IN	191	1,219.76
04/20/18	48590	TIM20	TIMS GARDENING SERVICE	LANDSCAPING SERVICES FY18	710.00
04/20/18	48591	TIM20	TIMS GARDENING SERVICE	LANDSCAPING SERVICES FY18	625.00
04/20/18	48592	TRA1S	TRANSAMERICA LIFE INSURANCE CO	SUPPLEMENTAL LIFE INS.	93.98
04/20/18	48593	WEB25	TRANSIT INFORMATION PRODUCTS	RIDERS GUIDE	2,977.03
04/20/18	48594	TUL20	TULCHIN RESEARCH	MONTEREY COUNTY WIDE SURVEY SB1	24,000.00
04/20/18	48595	USB1S	U.S. BANK CORP PAYMENT SYSTEM	CAL-CARD/MISC PURCHASES-03/22/2018	31,015.31
04/20/18	48596	UNI20	UNITED PARCEL SERVICE	FREIGHT	311.00
04/20/18	48597	VAL25	VALLEY FABRICATION, INC	FABRICATION/REPAIRS FY18	125.95
04/20/18	48597	VAL25	VALLEY FABRICATION, INC	FABRICATION/REPAIRS FY18	692.09
04/20/18	48598	VAL20	VALLEY PACIFIC PETROLEUM	LUBRICANTS FY18	1,533.38
04/20/18	48600	VAL60	VALLEY POWER SYSTEMS INC	492	41.05
04/20/18	48600	VAL60	VALLEY POWER SYSTEMS INC	473	143.42
04/20/18	48600	VAL60	VALLEY POWER SYSTEMS INC	422	135.54
04/20/18	48600	VAL60	VALLEY POWER SYSTEMS INC	342	128.17
04/20/18	48600	VAL60	VALLEY POWER SYSTEMS INC	334	117.36
04/20/18	48600	VAL60	VALLEY POWER SYSTEMS INC	303	122.57
04/20/18	48600	VAL60	VALLEY POWER SYSTEMS INC	299	280.52
04/20/18	48600	VAL60	VALLEY POWER SYSTEMS INC	295	70.27
04/20/18	48600	VAL60	VALLEY POWER SYSTEMS INC	295	58.21
04/20/18	48600	VAL60	VALLEY POWER SYSTEMS INC	256	-339.84
04/20/18	48600	VAL60	VALLEY POWER SYSTEMS INC	199	-176.72
04/20/18	48601	VAL70	VALLEY SAW & GARDEN SUPPLY	FY18	286.17
04/20/18	48602	VIC10	VICTORY TOYOTA/ LEXUS MONTEREY P	SUPPORT VEHICLE MAINTENANCE FY18	143.33
04/20/18	48603	WAS20	WASHINGTON STATE SUPPORT	GARNISH/2070	124.61
04/20/18	48604	WHI10	WHITSON ENGINEERS	TDA STAKING	1,346.50
					698,465.84
04/26/18	48605	ACS10	A & C SIGNS	Decal install and remove	7.65
04/26/18	48605	ACS10	A & C SIGNS	Decal install and remove	10.93
04/26/18	48606	AFLAC	AFLAC	SUPPLEMENTAL INS MARCH 2018	6,658.28
04/26/18	48607	ALV30	ALVAREZ PLUMBING	ON CALL PLUMBING	480.00

## Board Report

MONTEREY-SALINAS TRANSIT

May 23, 2018 10:35 AM

Page 14

LLEE

Check Date	Check No.	No.	Name	Description	Amount (\$)
04/26/18	48607	ALV30	ALVAREZ PLUMBING	ON CALL PLUMBING	120.00
04/26/18	48608	AME6S	AMERICAN PLANNING ASSOC	MEMBERSHIP FEES 7/1/18 - 6/30/19	759.00
04/26/18	48609	AME50	AMERICAN SUPPLY COMPANY	SUPPLIES FY18	161.69
04/26/18	48609	AME50	AMERICAN SUPPLY COMPANY	SUPPLIES FY18	289.11
04/26/18	48609	AME50	AMERICAN SUPPLY COMPANY	SUPPLIES FY18	346.27
04/26/18	48609	AME50	AMERICAN SUPPLY COMPANY	SUPPLIES FY18	277.56
04/26/18	48610	AND2M	ANDERSEN'S LOCK AND SAFE	LOCK REPAIRS/MAINT FY18	1,737.84
04/26/18	48611	APE10	ASAP SIGNS & PRINTING	Custom Aluminum Sign Bracket RealTime	1,236.29
04/26/18	48612	MEN2S	ASSETWORKS, INC.	3889	506.06
04/26/18	48612	MEN2S	ASSETWORKS, INC.	67	1,666.85
04/26/18	48613	ATT15	AT&T MOBILITY	MIS SUPPORT	3,082.37
04/26/18	48614	BAR11	BARRY MIRKIN	MAY RENT (INLCUDES PARTIAL CREDIT FOR	5,132.26
04/26/18	48615	BRE50	BRENTS ELECTRICAL	SHOP ELECTRICAL FY18	703.59
04/26/18	48615	BRE50	BRENTS ELECTRICAL	SHOP ELECTRICAL FY18	693.00
04/26/18	48615	BRE50	BRENTS ELECTRICAL	SHOP ELECTRICAL FY18	1,562.93
04/26/18	48615	BRE50	BRENTS ELECTRICAL	SHOP ELECTRICAL FY18	277.21
04/26/18	48616	HAR75	BRIAN HUNTER HARVATH	CTA 11/6/17 AIRFARE REIMBURSEMENT	236.57
04/26/18	48617	HAR75	BRIAN HUNTER HARVATH	APTA 11/28/17 - 12/1/17 REIMB	1,106.54
04/26/18	48618	HAR75	BRIAN HUNTER HARVATH	APTA AIRFARE 2/9/18 REIMB	596.60
04/26/18	48619	HAR75	BRIAN HUNTER HARVATH	APTA 3/17-19/18 REIMB	703.50
04/26/18	48620	CAL20	CAL-AM WATER CO	WATER SERVICE	180.64
04/26/18	48621	CAL82	CALIFORNIA TRANSPORT LLC	TOWING SERVICES FY18	250.00
04/26/18	48621	CAL82	CALIFORNIA TRANSPORT LLC	TOWING SERVICES FY18	375.00
04/26/18	48622	CAL92	CALIFORNIA WATER SERV CO	WATER SERVICE	371.34
04/26/18	48623	CAR2W	CARLON'S FIRE EXTINGUISHER	FIRST AID SUPPLIES/FIRE EXT -FY18	85.00
04/26/18	48624	CER10	CERTIFIED FOLDER DISPLAY SERVICE, I	Display RG at Mtry Airport 5/1/18 - 4/30/19	276.00
04/26/18	48625	CHK10	CHK AMERICA INC	MAP changes for 4 21 18 RG	1,087.50
04/26/18	48626	CIN20	CINTAS CORPORATION	LAUNDRY UNIFORMS	747.71
04/26/18	48627	COM10	COMMERCIAL TRUCK CO.	438	540.06
04/26/18	48627	COM10	COMMERCIAL TRUCK CO.	397	110.89
04/26/18	48627	COM10	COMMERCIAL TRUCK CO.	442	124.29
04/26/18	48627	COM10	COMMERCIAL TRUCK CO.	421	253.86
04/26/18	48628	CON65	CONTE'S GENERATOR SERVICE	FY18 GENERATOR RENTAL	2,400.00
04/26/18	48628	CON65	CONTE'S GENERATOR SERVICE	FY18 GENERATOR RENTAL	1,125.00
04/26/18	48628	CON65	CONTE'S GENERATOR SERVICE	FY18 GENERATOR RENTAL	432.50
04/26/18	48628	CON65	CONTE'S GENERATOR SERVICE	FY18 GENERATOR RENTAL	2,700.00
04/26/18	48628	CON65	CONTE'S GENERATOR SERVICE	FY18 GENERATOR RENTAL	1,208.29
04/26/18	48629	DIE10	DIESEL MARINE ELECTRIC, INC.	365	3,485.44
04/26/18	48630	EAS10	EASTERN PNEUMATICS &	FACILITIES	190.79
04/26/18	48631	EDBOG	ED BOGNER MECHANICAL, INC.	HVAC CONTRACTOR FY18	240.00
04/26/18	48631	EDBOG	ED BOGNER MECHANICAL, INC.	HVAC CONTRACTOR FY18	2,321.65
04/26/18	48632	ENV10	ENVIRONMENTAL LOGISTICS, INC.	HAZARDOUS WASTE DISPOSAL FY18	1,121.70
04/26/18	48632	ENV10	ENVIRONMENTAL LOGISTICS, INC.	HAZARDOUS WASTE DISPOSAL FY18	295.50
04/26/18	48633	FED1S	FEDERAL EXPRESS CORP	EXPRESS MAIL	241.68
04/26/18	48634	FEH10	FEHR ENGINEERING COMPANY, INC.	BUS CHARGING STATIONS CJW	684.00
04/26/18	48635	GFI10	GFI GENFARE	GFI FAREBOXES FY18	368.32
04/26/18	48636	GRE50	GREEN VALLEY INDUSTRIAL SUPPLY INC	FY18 BUILDING AND EQUIPMENT MAINT	293.23
04/26/18	48637	HOF20	HOFFMEYER COMPANY, INC.	311	134.00

## Board Report

MONTEREY-SALINAS TRANSIT

May 23, 2018 10:35 AM

Page 15

LLEE

Check Date	Check No.	No.	Name	Description	Amount (\$)
04/26/18	48638	JOH20	JOHNSON ASSOCIATES	VEHICLE MAINT PARTS FY18	201.94
04/26/18	48639	KON10	KONICA MINOLTA PREMIER FINANCE	FY18 LEASE	80.13
04/26/18	48640	KON10	KONICA MINOLTA PREMIER FINANCE	FY18 LEASE PAYMENTS	294.12
04/26/18	48641	LIF10	LIFT-U	283	72.39
04/26/18	48641	LIF10	LIFT-U	392	141.31
04/26/18	48642	MAR27	MARINA COAST WATER DIST	WATER SERVICE/MTX	222.28
04/26/18	48643	MCI2S	MCI SERVICE PARTS INC	418	2,209.77
04/26/18	48644	MON23	MONTEREY BAY URGENT CARE	PHYSICAL EXAMS FY18 - GATES, DONALD	100.00
04/26/18	48645	MON81	MONTEREY TIRE SERVICE	TIRE SERVICES	100.00
04/26/18	48646	NORCAL	NORCAL KENWORTH SERVICE	179	65.09
04/26/18	48646	NORCAL	NORCAL KENWORTH SERVICE	298	149.84
04/26/18	48646	NORCAL	NORCAL KENWORTH SERVICE	503	105.10
04/26/18	48646	NORCAL	NORCAL KENWORTH SERVICE	503	5.86
04/26/18	48646	NORCAL	NORCAL KENWORTH SERVICE	483	321.39
04/26/18	48647	NIC20	NPM, INC.	EQUIP MAINT MARCH 2018	80.00
04/26/18	48647	NIC20	NPM, INC.	EQUIP MAINT FY18 -	80.00
04/26/18	48647	NIC20	NPM, INC.	EQUIP MAINT FY18 -	600.00
04/26/18	48647	NIC20	NPM, INC.	EQUIP MAINT FY18 -	896.10
04/26/18	48647	NIC20	NPM, INC.	EQUIP MAINT FY18 -	1,659.38
04/26/18	48647	NIC20	NPM, INC.	EQUIP MAINT FY18 -	800.00
04/26/18	48648	PAC20	PACIFIC GAS AND ELECTRIC CO	UTILITIES	297.58
04/26/18	48648	PAC20	PACIFIC GAS AND ELECTRIC CO	UTILITIES	6,599.98
04/26/18	48649	PIT20	PITNEY BOWES	SUPPLIES / METER RENTAL	200.00
04/26/18	48650	PIT10	PITNEY BOWES GLOBAL	POSTAGE MACHINE RENTAL	127.24
04/26/18	48651	QUA10	QUALITY WATER ENTERPRISES	DRINKING WATER SERVICE	542.60
04/26/18	48652	RED10	REDSHIFT INTERNET SERVICES	mst.org Secure Socket Layer (SSL) Cert Renewal	99.00
04/26/18	48653	SCF10	SC FUELS	DIESEL/ DEF FOR JLW FY 18	6,203.29
04/26/18	48653	SCF10	SC FUELS	DIESEL/ DEF FOR JLW FY 18	4,974.44
04/26/18	48653	SCF10	SC FUELS	DIESEL/ DEF FOR JLW FY 18	2,880.35
04/26/18	48653	SCF10	SC FUELS	DIESEL/ DEF FOR JLW FY 18	2,992.52
04/26/18	48653	SCF10	SC FUELS	DIESEL/ DEF FOR JLW FY 18	471.14
04/26/18	48654	SIG10	SIGN WORKS	SIGNAGE FY18	40.78
04/26/18	48655	SNO80	SNOW WHITE CUSTODIAL SRV	JANITORIAL SERVICES FEB 2018	21,500.00
04/26/18	48656	SNO80	SNOW WHITE CUSTODIAL SRV	JANITORIAL SERVICES MARCH 2018	21,500.00
04/26/18	48657	SPR20	SPRINGBOARD	MARKETING SERVICES	125.00
04/26/18	48657	SPR20	SPRINGBOARD	Brochure revision, San Jose Express 55/86	500.00
04/26/18	48658	STA2S	STAPLES ADVANTAGE	OFFICE SUPPLIES FY18	122.33
04/26/18	48658	STA2S	STAPLES ADVANTAGE	OFFICE SUPPLIES FY18	38.01
04/26/18	48659	STA90	STATE WATER RESOURCES	ANNUAL STORM WATER FEES 4/1/18-3/31/19	1,400.00
04/26/18	48660	STE30	STENSLAND DESIGN	MARKETING SERVICES	1,225.00
04/26/18	48661	TAR10	TARGET PEST CONTROL, INC.	PEST CONTROL FY18	45.00
04/26/18	48662	TEC20	TEC OF CALIFORNIA, INC.	403	2,063.53
04/26/18	48662	TEC20	TEC OF CALIFORNIA, INC.	403	1,931.91
04/26/18	48662	TEC20	TEC OF CALIFORNIA, INC.	515	981.15
04/26/18	48662	TEC20	TEC OF CALIFORNIA, INC.	507	1,061.45
04/26/18	48662	TEC20	TEC OF CALIFORNIA, INC.	469	346.68
04/26/18	48662	TEC20	TEC OF CALIFORNIA, INC.		-1,931.91
04/26/18	48662	TEC20	TEC OF CALIFORNIA, INC.		-741.64

## Board Report

MONTEREY-SALINAS TRANSIT

May 23, 2018 10:35 AM

Page 16

LLEE

Check Date	Check No.	No.	Name	Description	Amount (\$)
04/26/18	48663	TIM20	TIMS GARDENING SERVICE	LANDSCAPING SERVICES FY18	370.00
04/26/18	48664	TIM20	TIMS GARDENING SERVICE	LANDSCAPING SERVICES FY18	1,188.00
04/26/18	48665	TRA1S	TRANSAMERICA LIFE INSURANCE CO	SUPPLEMENTAL LIFE INS. 1/1/18 - 1/31/18	93.98
04/26/18	48666	WEB25	TRANSIT INFORMATION PRODUCTS	FY18	949.21
04/26/18	48667	UNI70	UNITED SITE SERVICES	Restroom Trailer FY18	5,209.25
04/26/18	48667	UNI70	UNITED SITE SERVICES	Restroom Trailer FY18	5,209.25
04/26/18	48668	VAL20	VALLEY PACIFIC PETROLEUM	LUBRICANTS FY18	1,614.51
04/26/18	48669	VAL70	VALLEY SAW & GARDEN SUPPLY	FY18	127.74
04/26/18	48669	VAL70	VALLEY SAW & GARDEN SUPPLY	FY18	23.98
04/26/18	48670	VER40	VERIZON WIRELESS	WIRELESS SERVICE	260.77
04/26/18	48671	WHI10	WHITSON ENGINEERS	FEB. 1 - MAR 8, 2018	840.00
04/26/18	48672	ALL01	ALLIANCE ON AGING, INC.	247 MAIN ST, ROOM 106	565.00
04/26/18	48673	FAO10	FAO-USAED, SACRAMENTO	Rent 4499,4512 Joe Lloyd Wy, Fort Ord	8,305.00
04/26/18	48674	LEH10	Lehman James Pinckney, Jr., Trustee	19 UPPER RAGS#100-LT NOTE	6,640.82
04/26/18	48675	MAR45	MARY H. NINO REVOCABLE TRUST	RENT- 201 PEARL ST, MONTEREY	3,399.00
04/26/18	48676	PIT30	PITNEY BOWES	POSTAGE ACCT 11226164	500.00
04/26/18	48677	PIT30	PITNEY BOWES	POSTAGE ACCT 48316939	200.00
04/26/18	48678	MPPM1	PROFESSIONAL OFFICE CONDO	ASSOC DUES-19 UPPER RAGSDALE #200	6,829.07
04/26/18	48678	MPPM1	PROFESSIONAL OFFICE CONDO	ASSOC DUES-19 UPPER RAGSDALE #110	573.83
04/26/18	48679	SAF10	SAF KEEP STORAGE-DEL REY OAKS	STORAGE RENT-#267053 UNIT 1003	479.00
04/26/18	48679	SAF10	SAF KEEP STORAGE-DEL REY OAKS	STORAGE RENT-#267053 UNIT #4004	276.00
04/26/18	48680	LAR10	LARGE'S METAL FABRICATION, INC	FY18	3,277.50
04/26/18	48680	LAR10	LARGE'S METAL FABRICATION, INC	FY18	4,452.86
04/26/18	48681	PAC55	PACIFIC MATERIAL HANDLING SOLUTION	Two (2) YALE Forklifts	54,885.55
04/26/18	48681	PAC55	PACIFIC MATERIAL HANDLING SOLUTION	Two (2) YALE Forklifts	54,885.55
04/26/18	48682	SAF20	SAFETEQUIP	SAFETY & PROTECTIVE SUPPLIES FY18	85.36
04/26/18	48682	SAF20	SAFETEQUIP	SAFETY & PROTECTIVE SUPPLIES FY18	682.06
					295,699.91
04/27/18	48683	HAR75	BRIAN HUNTER HARVATH	APTA 10/3/18 REIMB	1,345.11
					1,345.11
<b>Grand Total</b>					<b>2,406,652.41</b>