

To: Board of Directors

From: C. Sedoryk, General Manager/CEO

Subject: Monthly Report – May 2023

Attached is a summary of monthly performance statistics for the Transportation, Maintenance, and Administration departments for the month of May 2023. (Attachments 1 – 5).

Attachment #1 – Dashboard Performance Comparative Statistics – May 2023

Attachment #2 – Transportation Department Monthly Report – May 2023

Attachment #3 – Maintenance Department Monthly Report – May 2023

Attachment #4 – Administration Department Monthly Report – May 2023

Attachment #5 – “Why California Transit Agencies are Rebounding at Such Different Rates” The New York Times

Complete detail of Monthly Performance Statistics can be viewed within the GM Report at <http://www.mst.org/about-mst/board-of-directors/board-meetings/>

Prepared by: 
Carl G. Sedoryk

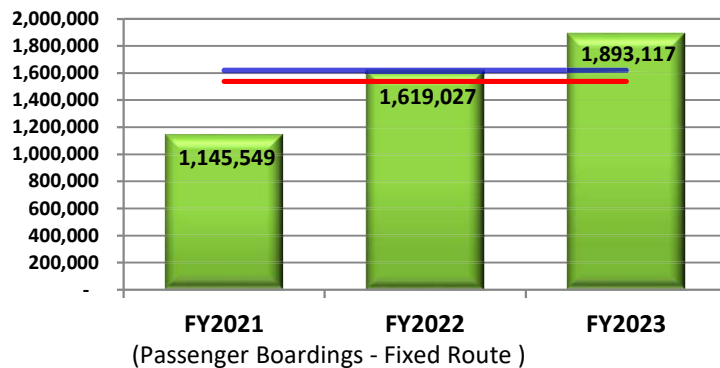
Blank Page

YTD Dashboard Performance Comparative Statistics

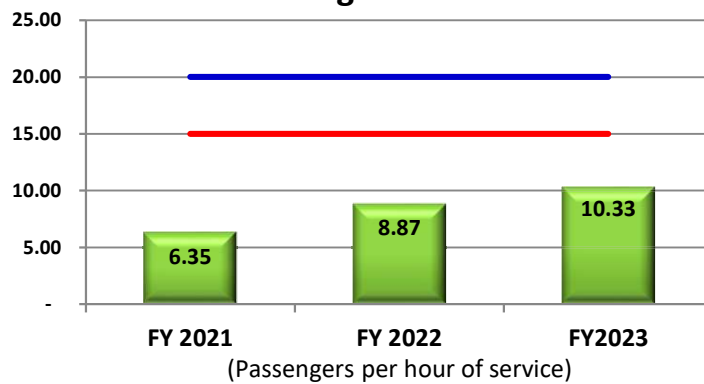
July - May

Fiscal Years 2021-2023

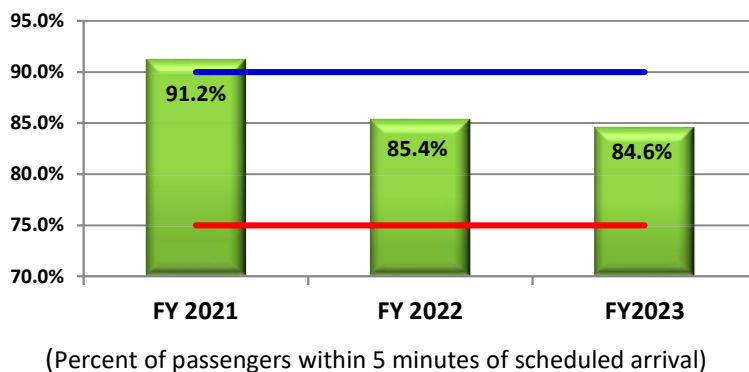
Ridership

**Goal = 1,619,027
passengers****Minimum = 1,538,076
passengers****Goal = 20 passengers p/h****Minimum = 15 passengers p/h**

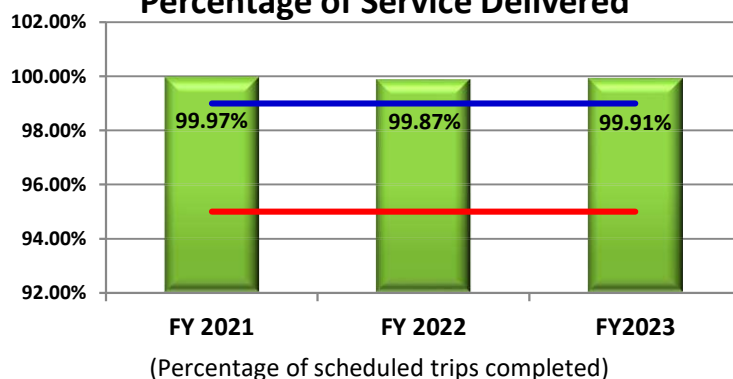
Passengers Per Hour



On Time Performance

**Goal = 90% on time****Minimum = 75% on time****Goal = 99% completed****Minimum = 95% completed**

Percentage of Service Delivered

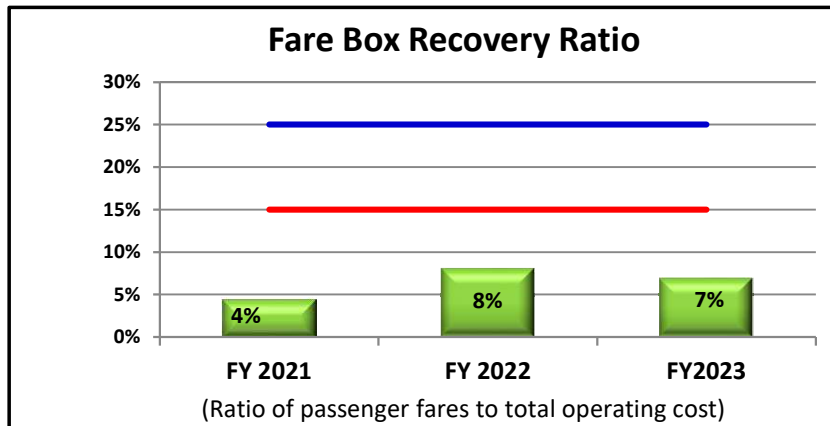


MST Fixed Route

YTD Dashboard Performance Comparative Statistics

July - May

Fiscal Years 2021-2023

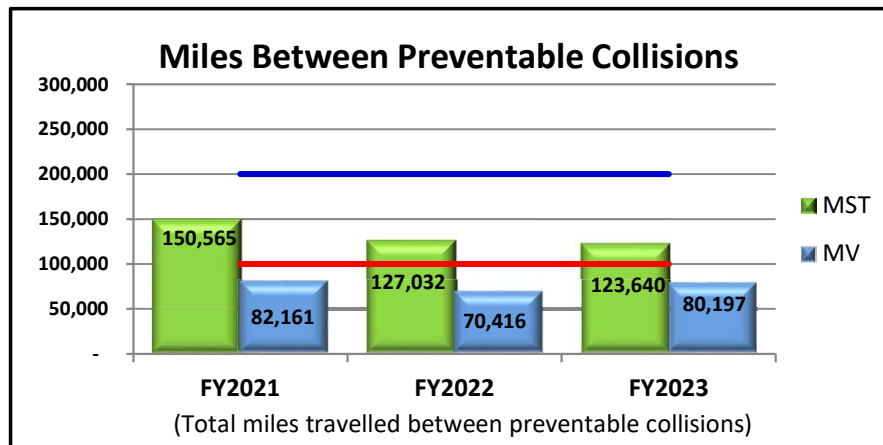
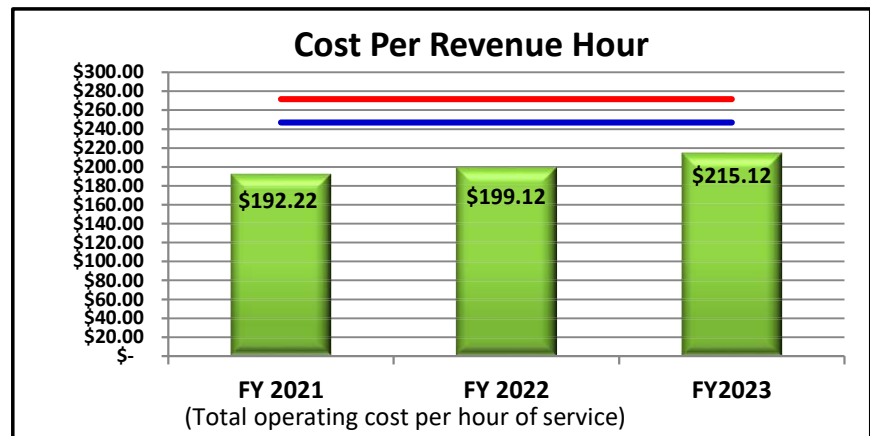


Goal = 25%

Minimum = 15%

Goal = \$246.83 per RH

Maximum = \$271.52 per RH

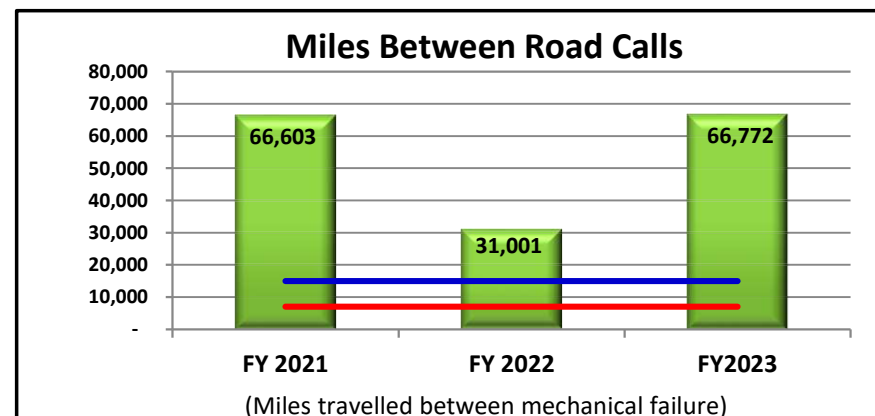


Goal = 200,000 Miles

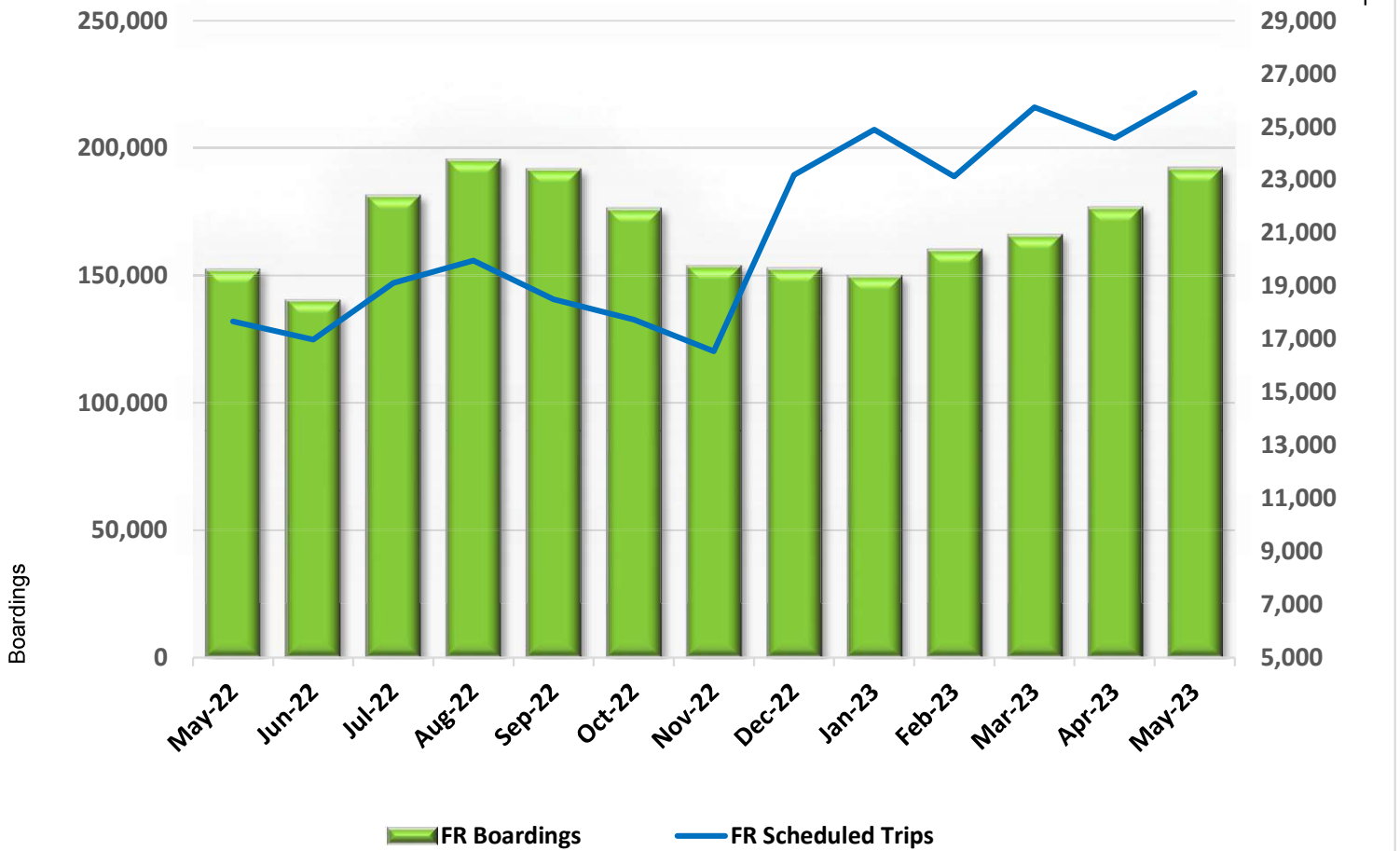
Minimum = 100,000 Miles

Goal = 15,000 Miles

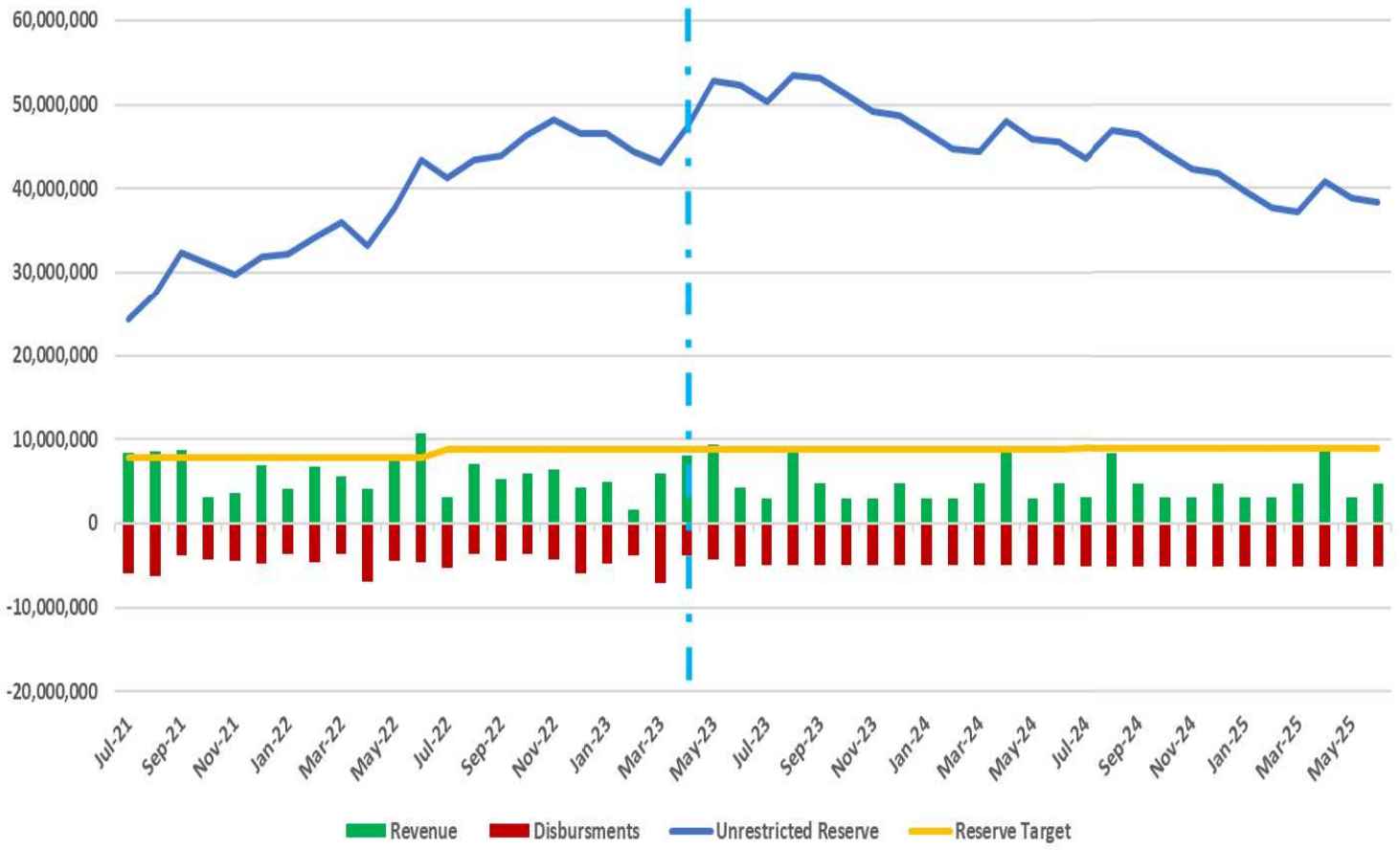
Minimum = 7,000 Miles



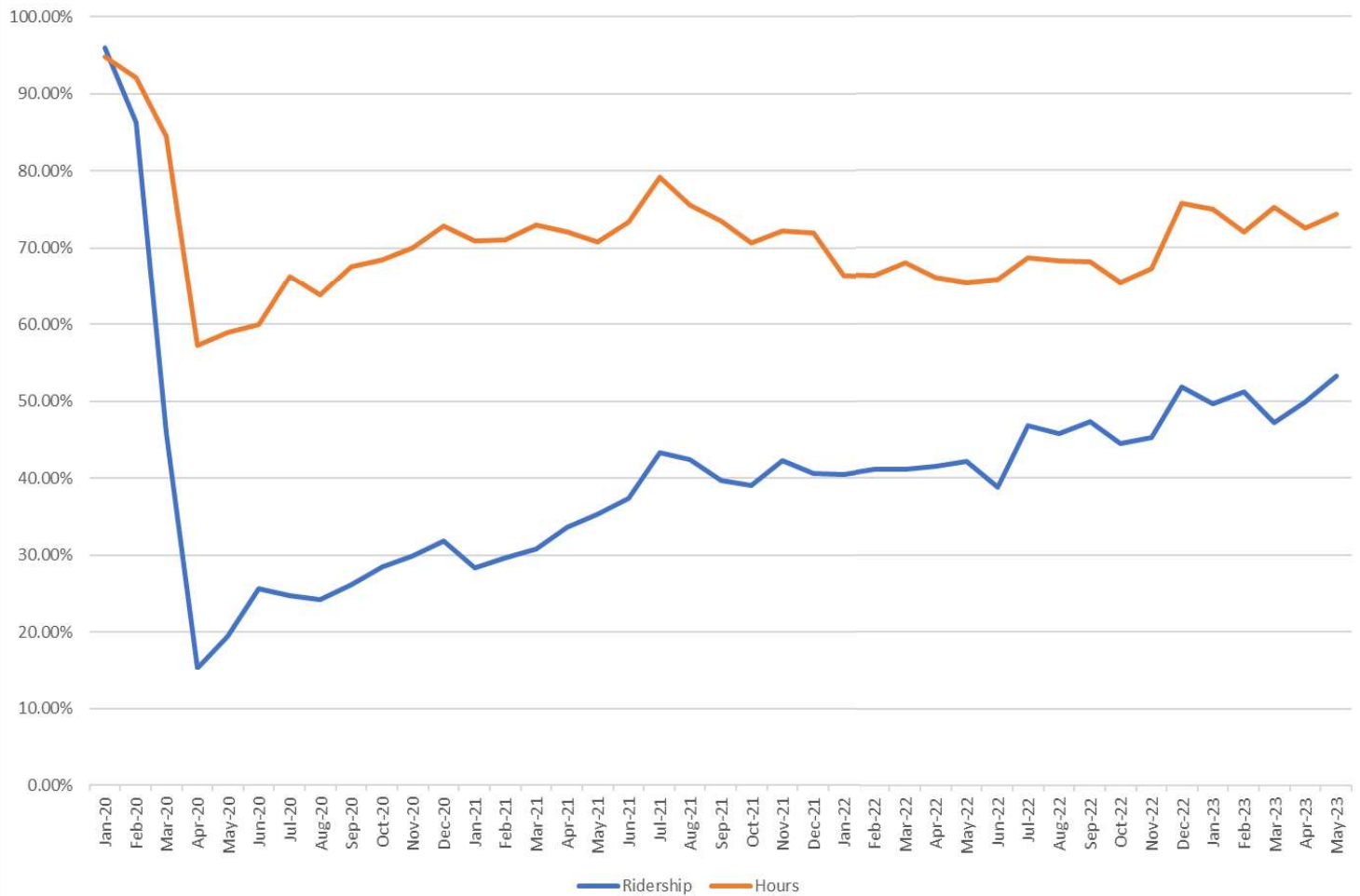
13 Month Rolling Boardings and Scheduled Trips



Cash Flow Projections July 2021 - June 2025



Percent of Monthly Ridership and Revenue Hours from CY17-19 Average

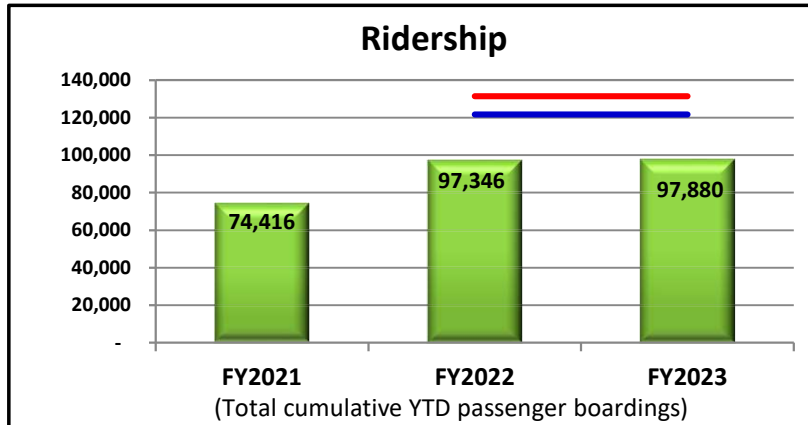


MST RIDES

YTD Dashboard Performance Comparative Statistics

July - May

Fiscal Years 2021-2023

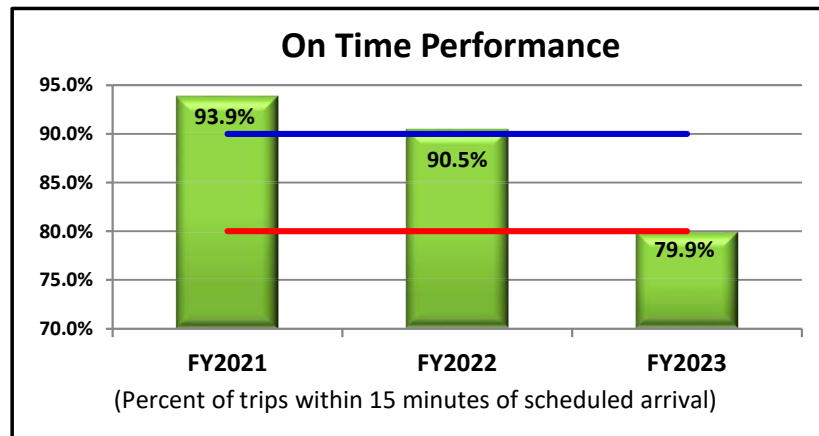
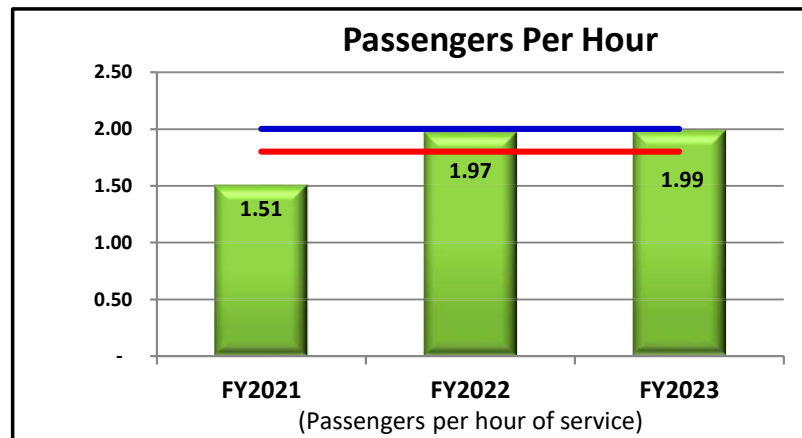


Goal = 121,683
passengers

Maximum = 131,417
passengers

Goal = 2.0
passengers p/h

Minimum = 1.8
passengers p/h

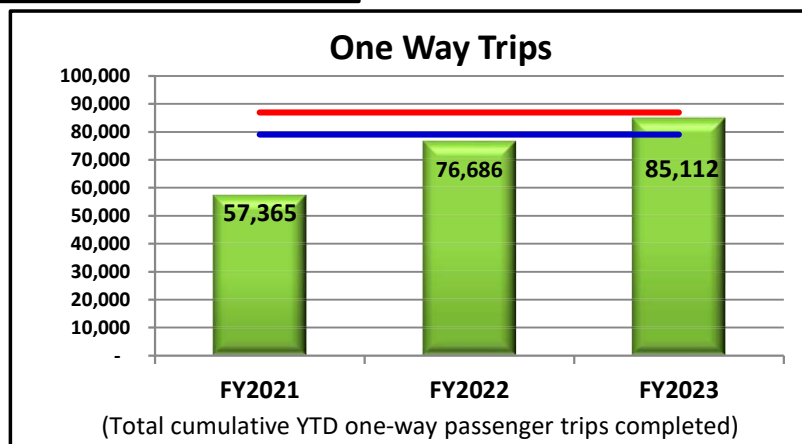


Goal = 90% on time

Minimum = 80% on time

Maximum = 86,885
one-way trips

Goal = 78,987
one-way trips

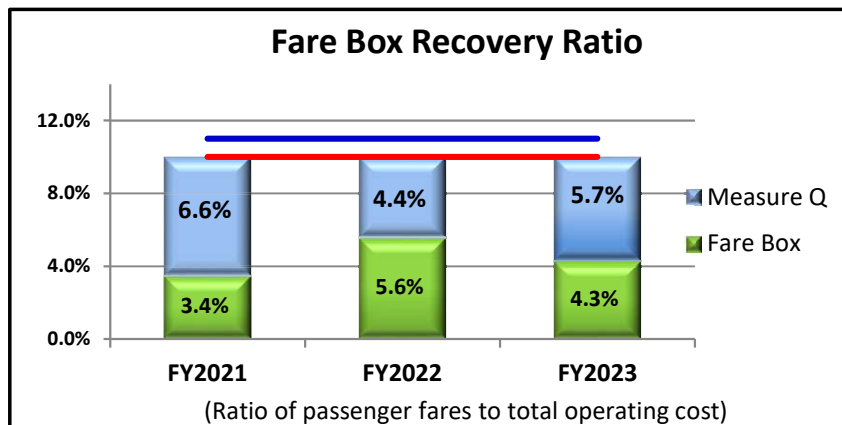


MST RIDES

YTD Dashboard Performance Comparative Statistics

July - May

Fiscal Years 2021-2023

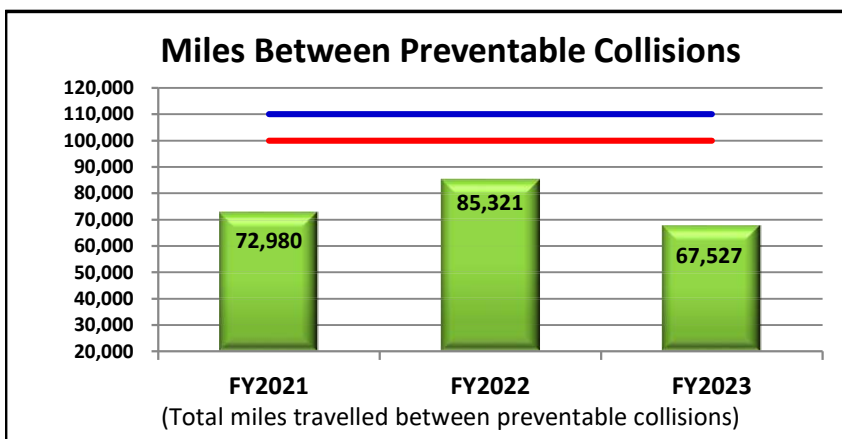
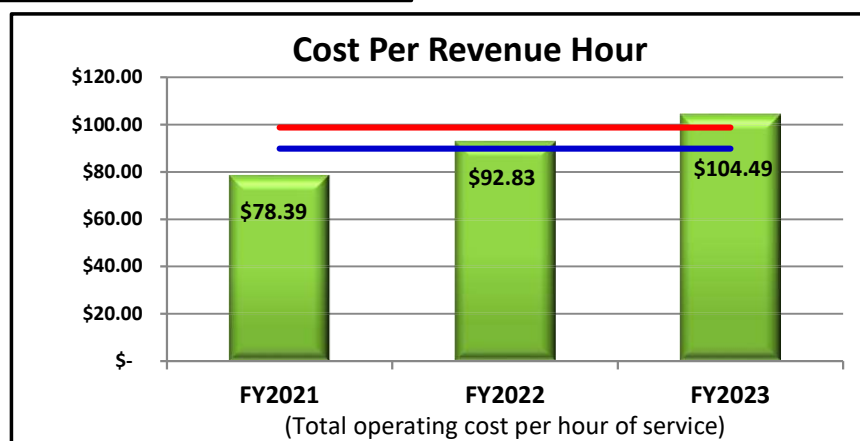


Goal = 11%

Minimum = 10%

Goal = \$89.82 per RH

Maximum = \$98.80 per RH

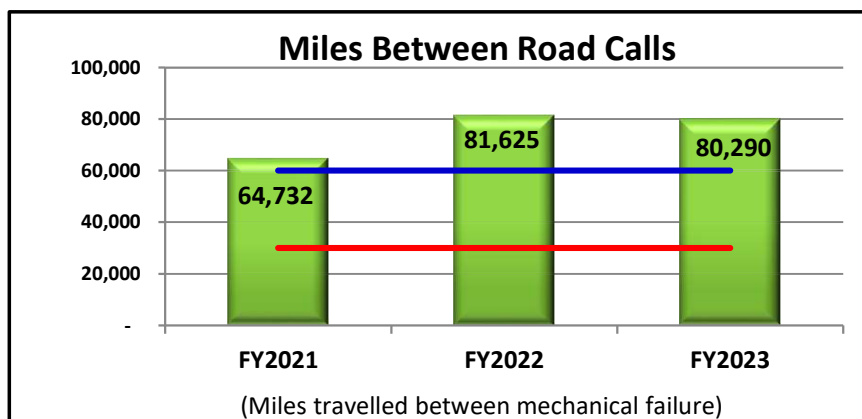


Goal = 110,000 Miles

Minimum = 100,000 Miles

Goal = 60,000 Miles

Minimum = 30,000 Miles

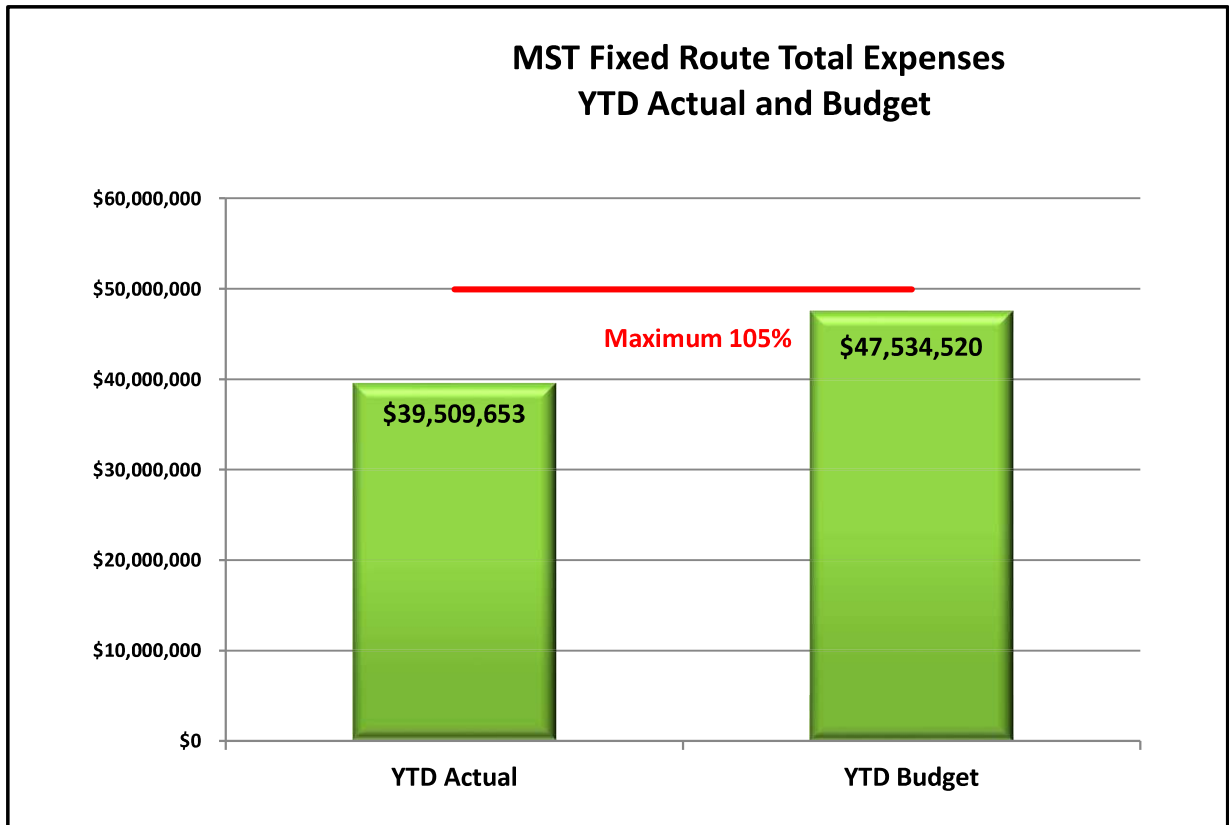
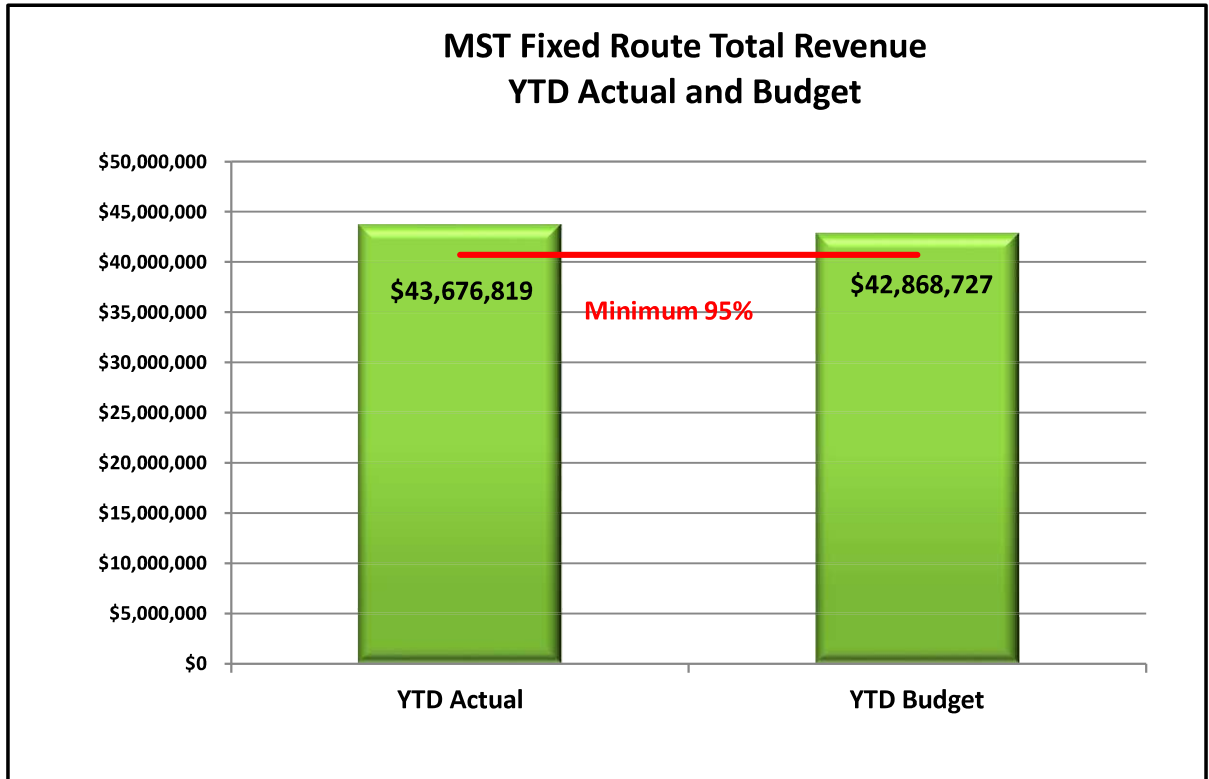


MST Fixed Route

Financial Performance Comparative Statistics

July - May

Fiscal Year 2023

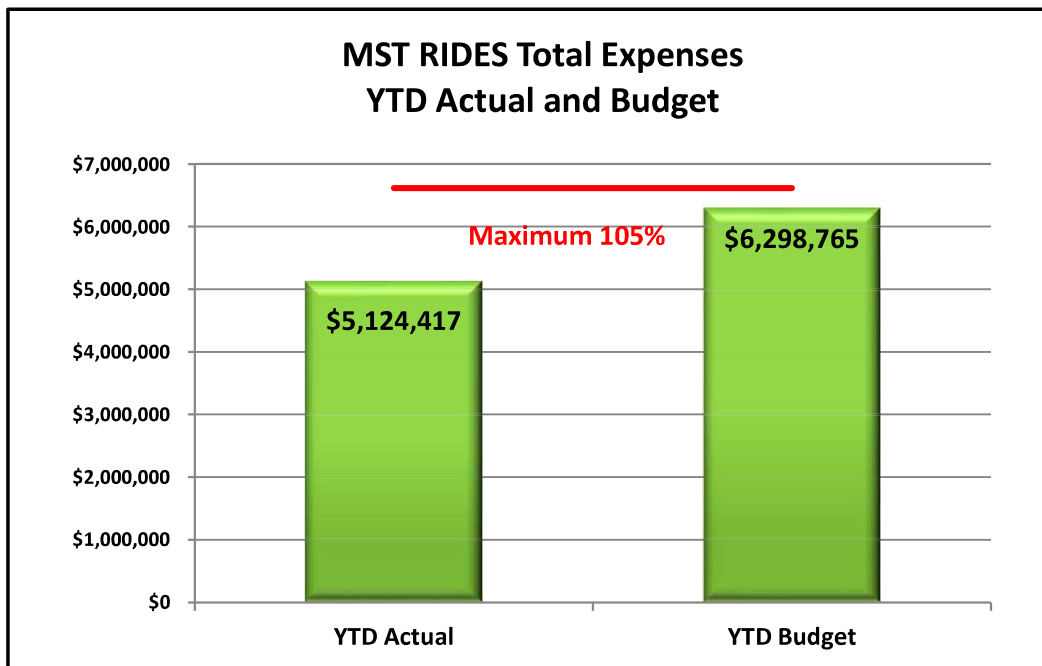
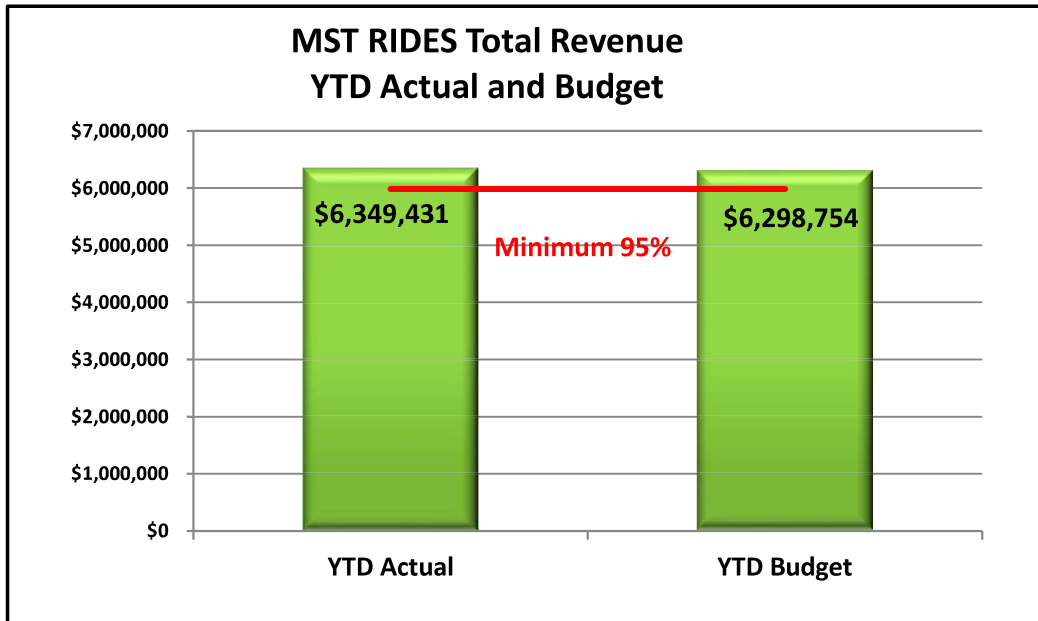


MST RIDES

Financial Performance Comparative Statistics

July - May


Fiscal Year 2023



Blank Page

Date: June 27, 2023

To: Carl Sedoryk, General Manager / CEO

From:  Norman K. Tuitavuki, Chief Operating Officer

Subject: **Transportation Department Monthly Report – May 2023**

FIXED ROUTE BUS OPERATIONS:

System-Wide Service: (Fixed Route & On-Call Services):

MST's boarding statistics indicate ridership was 191,874 in May 2023, which represents a 26.10% increase compared to 2022's ridership of 152,164. For the fiscal year to date, passenger boardings continue to increase overall.

MST's productivity continues to improve monthly. MST's productivity increased from 9.5 passengers per revenue hour in May 2022, to 10.6 passengers per revenue hour in May 2023. This represents an 11.1% productivity improvement compared to May 2022.

Supplemental / Special Services:

- Emergency Transportation Trips (Pajaro): 265

System-Wide Statistics:

- Ridership: 191,874
- Vehicle Revenue Hours: 18,157
- Vehicle Revenue Miles: 296,904
- System Productivity: 10.6 Passengers Per Vehicle Revenue Hour
- One-Way Trips Provided: 26,278

On-Time Performance (OTP): Of 95,589 total time-point crossings sampled for December, the Transit Master™ system recorded 15,323 delayed arrivals to MST's published time points system-wide. As a result, **84%** of all scheduled arrivals arrived on time. (See *MST Fixed-Route Bus ~ On Time Compliance Chart FY 2022 - 2023*.)

Note: Service arriving later than **5** minutes beyond the published time point is considered late. The on-time compliance chart, (attached), reflects system-wide "on-time performance" as a percentage of the total number of reported time-point crossings.

Service Canceled: As listed below, MST experienced a total of eleven (11) service cancellations in May for both directly operated and contracted services (MV) – compared to ten (10) service cancellations in the previous month, April 2023.

Total Revenue Trips Completed: 26,305			
Reason for Service Cancellation	MST	MV	Totals
Accident (MST)	0	0	0
Service Delay	0	0	0
Mechanical Failure	0	3	3
Other	2	1	3
Passenger Incident	0	0	0
Road Closure/Construction	0	0	0
Staff Shortage	2	2	4
Traffic	1	0	1
Weather	0	0	0
Totals	5	6	11

Documented Occurrences: MST **requires** Coach Operators to complete an occurrence report for any unusual incident that occurs during their workday. The information provided within these reports is used to identify trends that often drive changes in policy or standard operating procedures. The following is a comparative summary of reported incidents for May 2022 and May 2023:

Occurrence Type	May 2022	May 2023
Collision: MST Involved	7	8
Employee Injury	0	0
Medical Emergency	0	2
Object Hits Coach	0	3
Passenger Conflict	5	2
Conflict: Passenger VS Passenger	0	0
Passenger Fall	3	4
Passenger Injury	0	2
Other	0	1
Near Miss	0	0
Fuel/fluid Spill	1	2
Unreported Damage	1	3
Totals	17	27

CONTRACTED TRANSPORTATION SERVICES:

MST RIDES ADA / MST Paratransit Program:

Preliminary boarding statistics for the MST RIDES program reflect that for May 2023 there were 9,782 passenger boardings. This is a 6.08% decrease in passenger boardings compared to May 2022, (10,415). For the fiscal year – passenger boardings have increased by 0.6% compared to FY 2022.

- Productivity for May 2023 decreased from 1.91 to 1.83 passengers per hour compared to the previous month, April 2023.
- For May 2023, 81% of all scheduled trips for the MST RIDES program arrived on time, below the expected on-time performance standard.

COMMUNICATIONS CENTER:

In May, MST's Communications Center summoned public safety agencies on eight (8) separate occasions to MST's transit vehicles and facilities:

Agency Type	Incident Type	Number of Responses
Police	Vehicle Accident / Passenger Disturbance / Other	4
Medical	Employee Request / Passenger Request / Other	4
Fire	Employee Request / Passenger Request / Other	0
Totals		8

DEPARTMENT ACTIVITIES:

In May, staff continued their efforts to provide safe, courteous, and reliable public transit service to MST's customers and communities. Some Operations staff members completed training provided by Safe Fleet – MST's onboard video surveillance provider. This training was focused solely on our video surveillance system installed fleetwide.

I met with MST's sales representative from Gillig who provided an update on the status of their production facility, the future of zero-emission buses, and other related topics. Staff spent considerable time in May preparing for MST's Biennial Inspection performed by the California Highway Patrol (CHP). The CHP inspections are scheduled to occur in June.

Throughout May, I attended the following virtual meetings on behalf of MST – providing support, professional guidance, and increasing my knowledge:

- California Transit Association (CTA) Fall Conference Committee
- California Transit Training Consortium (CTTC) Board of Directors Meeting

- CTTC Education Services Committee Meeting
- MST SURF! Busway and Bus Rapid Transit Project
- MST Salinas Operations & Maintenance Facility
- Federal Transit Administration (FTA) "Back to TAM Basics" Webinar
- Zero Emission Bus Resource Alliance (ZEBRA)

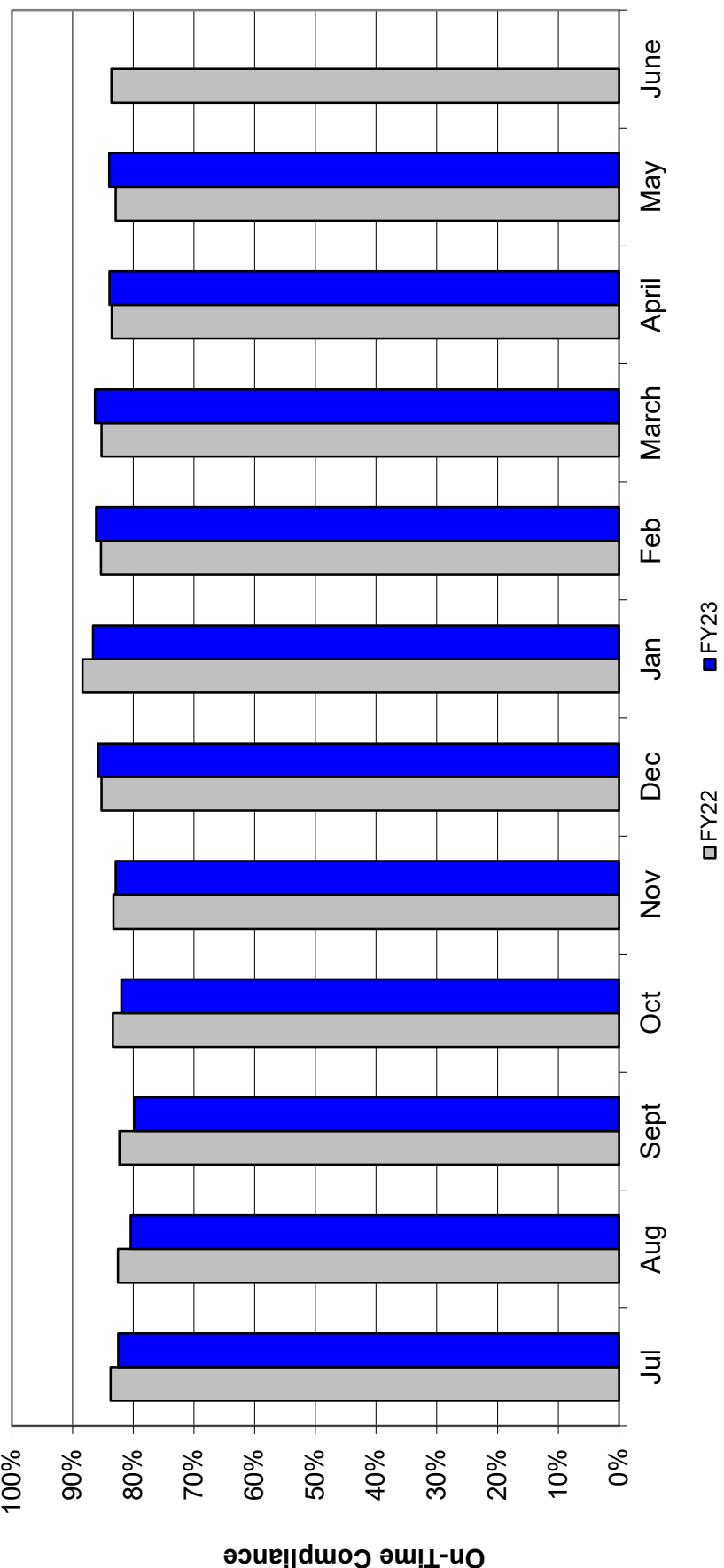
Prepared by: Norman K. Tuitavuki
Norman K. Tuitavuki

Reviewed by: Carl G. Sedoryk
Carl G. Sedoryk

ATTACHMENTS:

MST Fixed-Route Bus ~~ On Time Compliance FY 2023
MST Fixed-Route Bus ~~ Boarding Statistics FY 2023
MST Trolley ~~ Boarding Statistics FY 2023
MST RIDES ~~ On Time Compliance FY 2023
MST RIDES ~~ Boarding Statistics FY 2023
Operations Summary Report – May 2023
Mobility Management Report – May 2023

**MST Fixed Route On-Time Compliance
FY 2022 - 2023**



MST FIXED ROUTE BOARDINGS

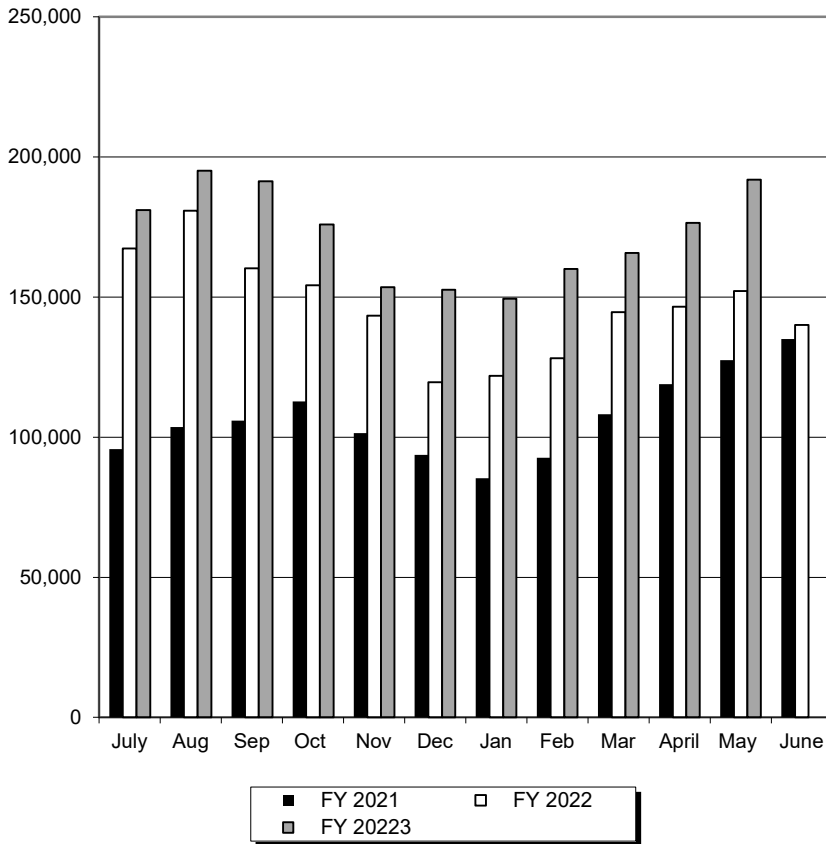
FY 2023 Monthly Boardings

MONTH	FY 2021	FY 2022	FY 20223	% CHANGE
July	95,804	167,376	181,032	8.16%
Aug	103,571	180,779	195,184	7.97%
Sep	105,859	160,193	191,297	19.42%
Oct	112,734	154,244	175,973	14.09%
Nov	101,413	143,346	153,518	7.10%
Dec	93,641	119,621	152,565	27.54%
Jan	85,388	121,891	149,420	22.58%
Feb	92,618	128,215	159,976	24.77%
Mar	108,182	144,628	165,754	14.61%
April	118,917	146,570	176,524	20.44%
May	127,422	152,164	191,874	26.10%
June	135,070	140,023		
TOTAL	1,280,619	1,759,050	1,893,117	
YTD Avg.	104,141	147,184	172,102	16.93%
YTD Cumulative	1,145,549	1,619,027	1,893,118	16.93%

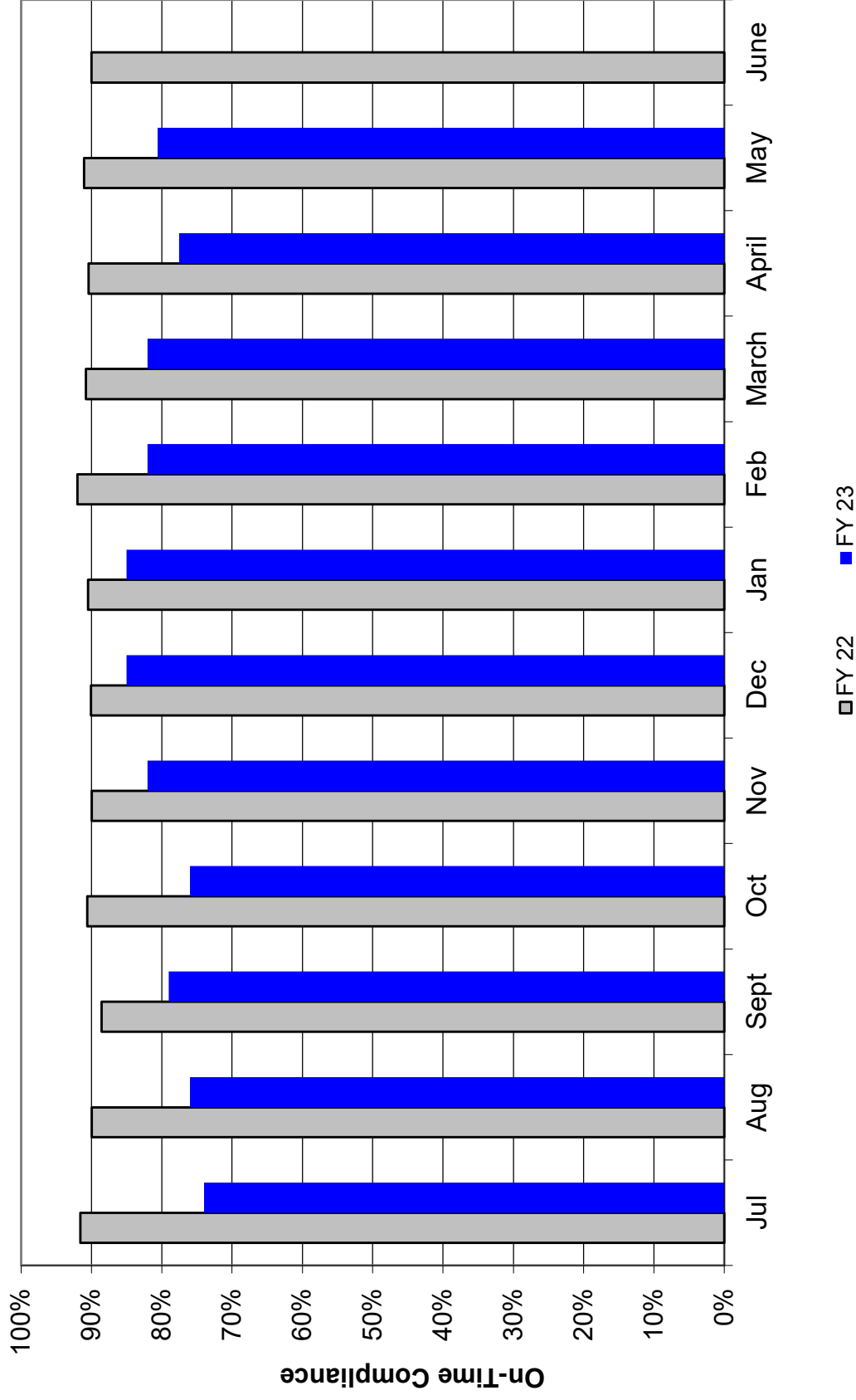
** Preliminary*

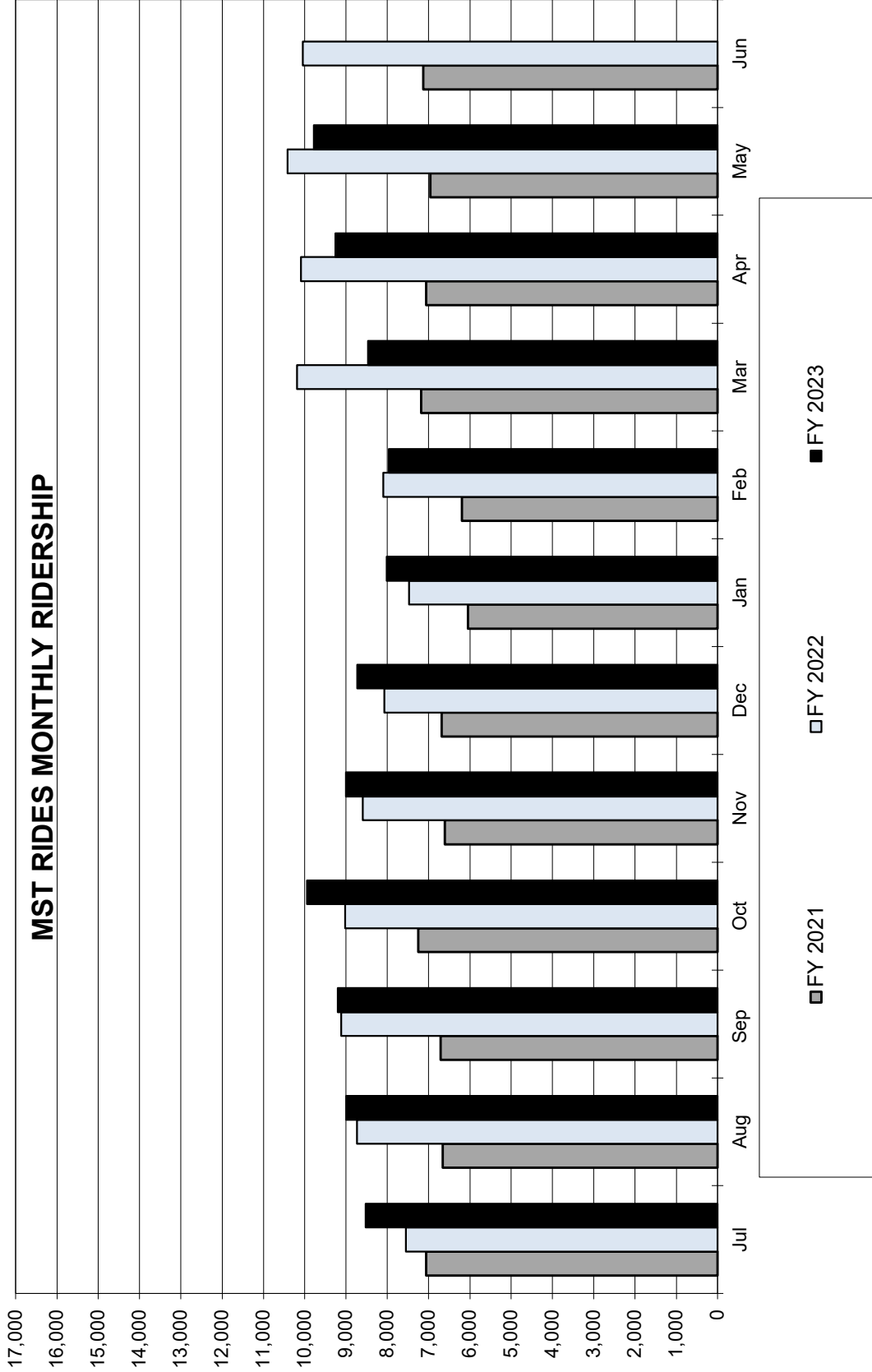
Boardings are inclusive of all On Call, Trolley, & Fixed Route Services

MONTHLY RIDERSHIP

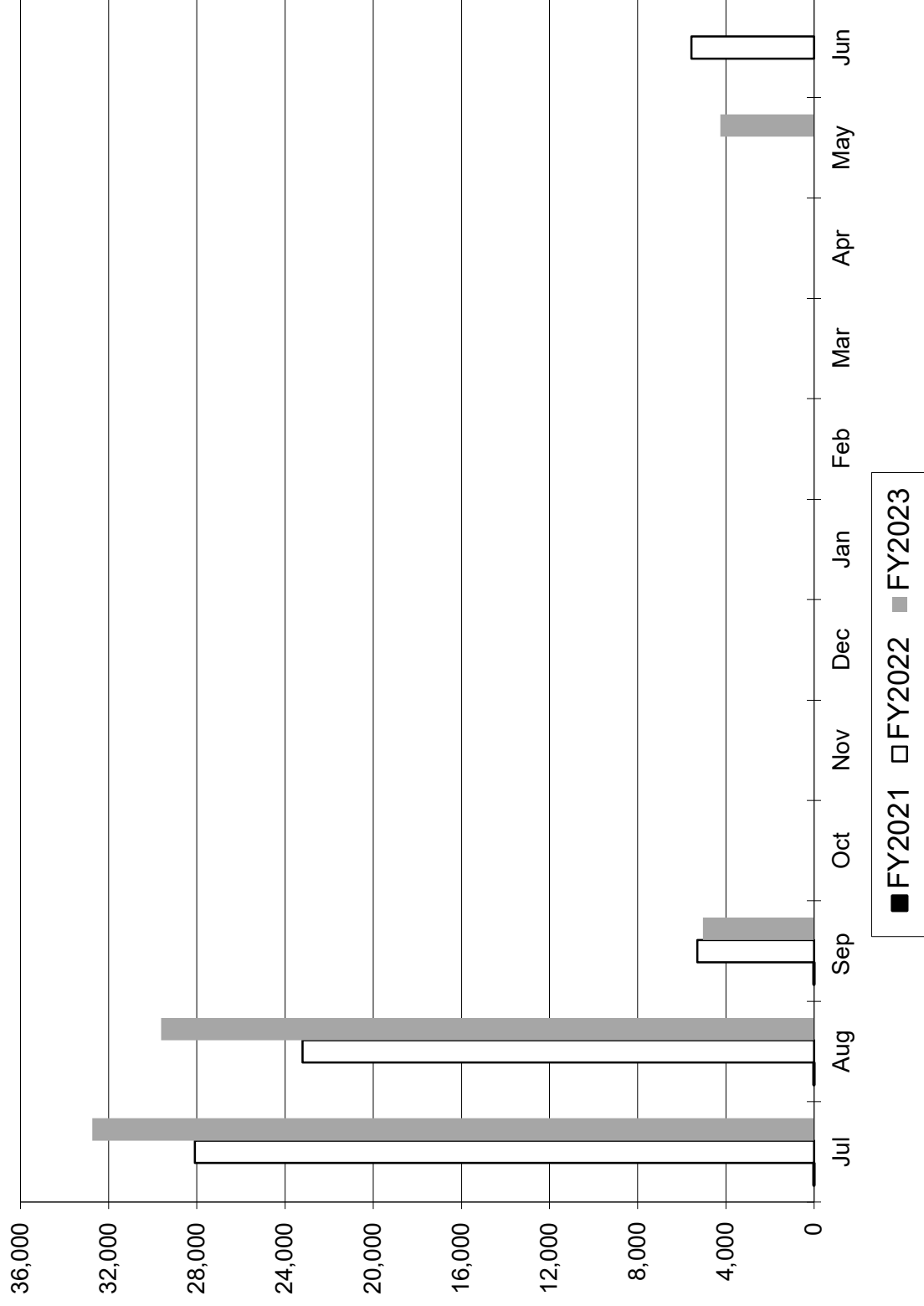


MST RIDES
On-Time Compliance FY 2022 - 2023





MONTEREY TROLLEY MONTHLY RIDERSHIP



Blank Page



Operations Summary Report

Fixed Route Services

May 2023

SERVICE DELIVERED		SERVICE QUALITY	
Ridership	191,874	On-Time Time Points	80,266
Passengers / Vehicle Revenue Hour	10.6	Delayed Time Points	15,323
Revenue Miles	296,904	On-Time Passenger Boardings	148,114
One-Way Trips Operated	26,278	Percent On-Time Boardings	85%

Systemwide Service:

Boardings reported for the month of May show ridership to be 26.1% higher than in May of 2022, when 152,164 boardings were reported. Over that same timeframe, the amount of revenue hours operated increased by 13.5%, resulting in an 11.1% increase in productivity, from 9.5 Passengers Per Hour last May to 10.6 Passengers Per Hour this May. The increase in ridership may be attributed to the implementation of the Better Bus Network on December 10, 2022, as well as the start of the MST Monterey Trolley.

For the fiscal year, ridership has increased 16.9% and revenue hours operated have increased 0.8%, resulting in a 15.9% increase in productivity (from 8.9 PPH to 10.3 PPH).

Seasonal Service:

The MST Trolley Monterey reported 4,252 boardings after being reinstated for the summer on May 27, 2023.

Supplemental / Special Event Service:

Emergency services for the Pineapple Express storms operated in May and reported 265 boardings.

System-Wide Ridership

FY 21	FY 22	FY 23
1,280,619	1,759,050	1,893,117
Year To Date: 1,145,549	Year To Date: 1,619,027 Difference from FY21: ▲ 473,478 (41%)	Difference from FY22: ▲ 274,090 (17%)

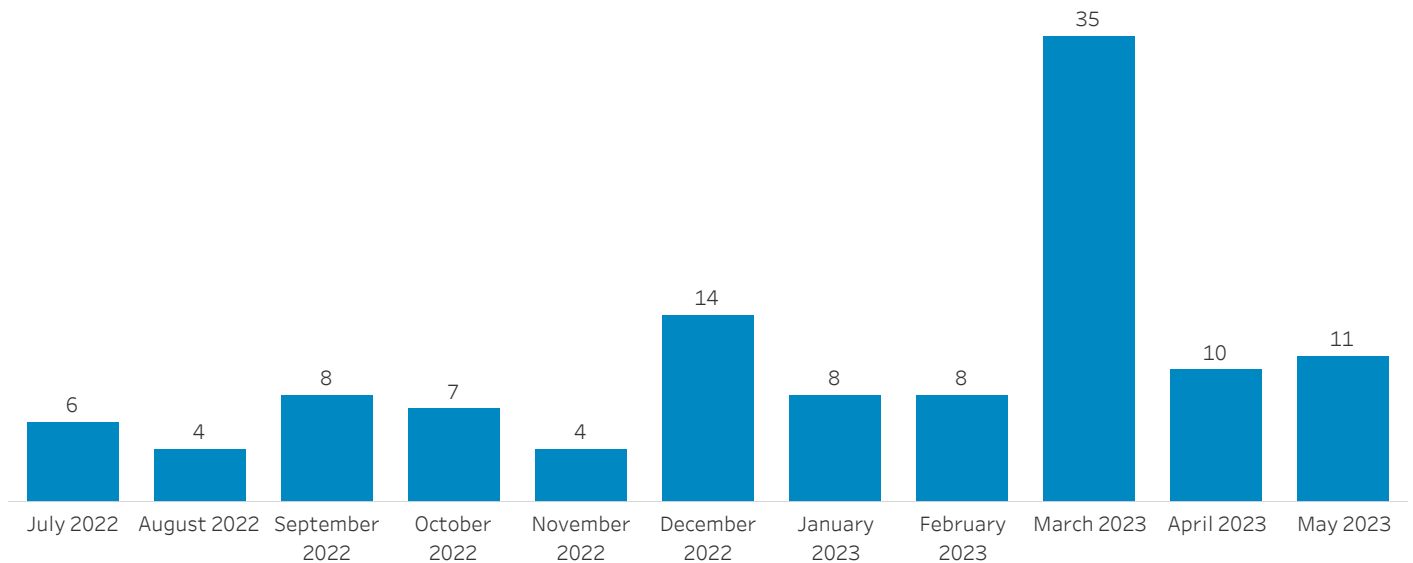
System-Wide Passengers Per Revenue Hour

FY 21	FY22	FY23
6.48	8.90	10.30
Year to Date: 6.36	Year to Date: 8.89 Difference from FY 21: ▲ 2.53 (40%)	Difference from FY 22: ▲ 1.42 (16%)

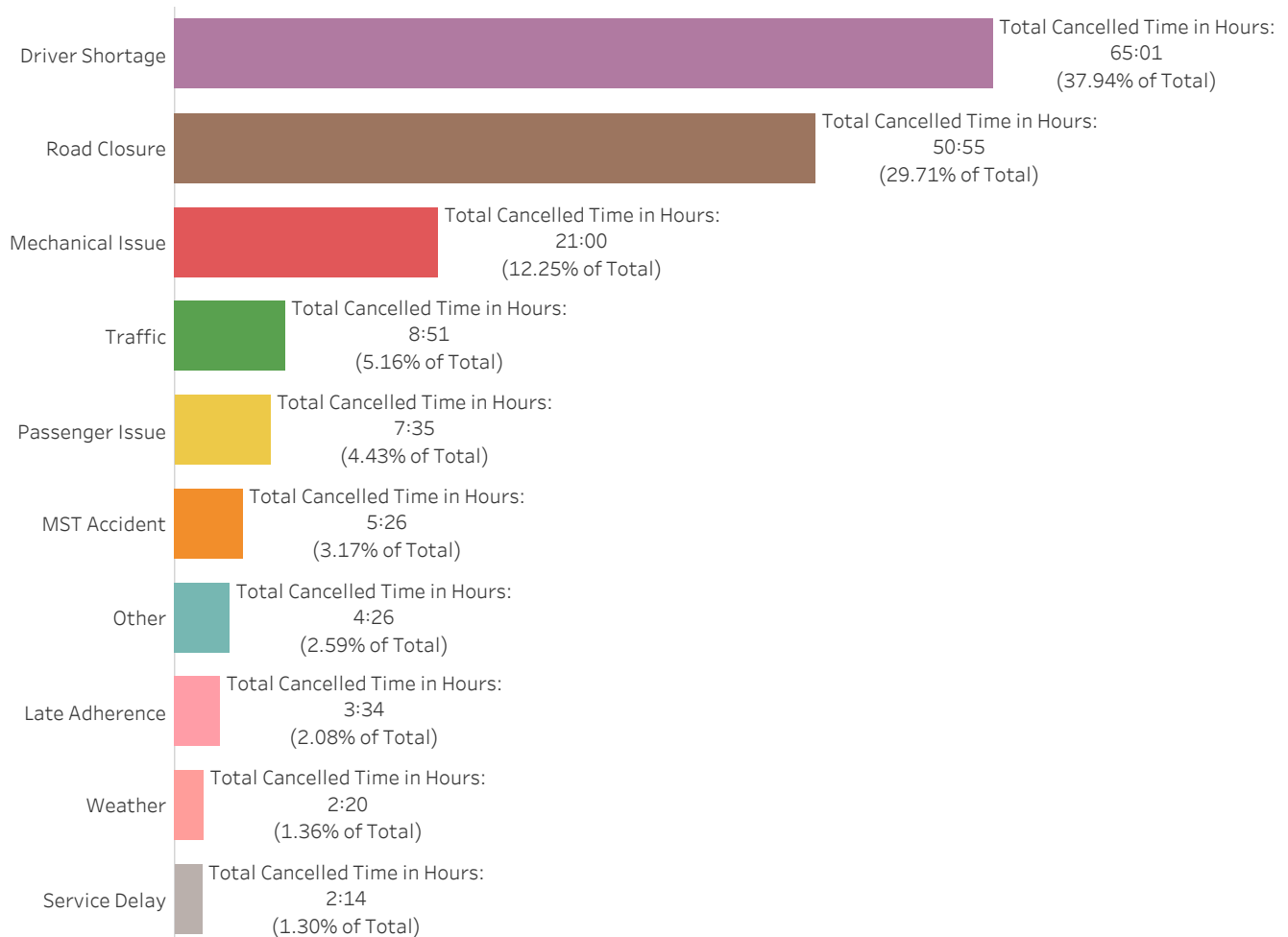
Fixed Route Cancellations

May 2023

Service Cancellations by Month

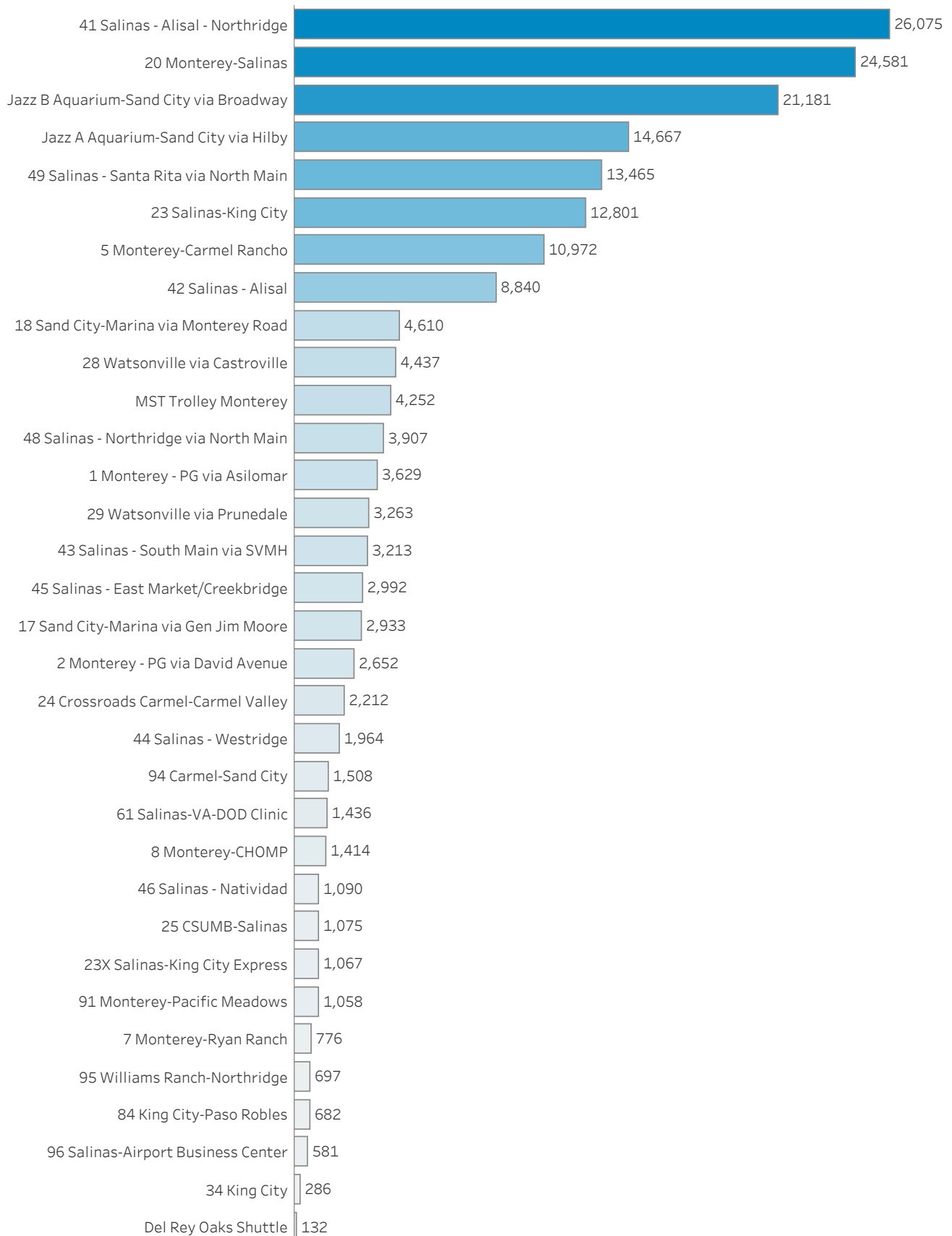


Cancelled Hours - Year to Date



Ridership by Line

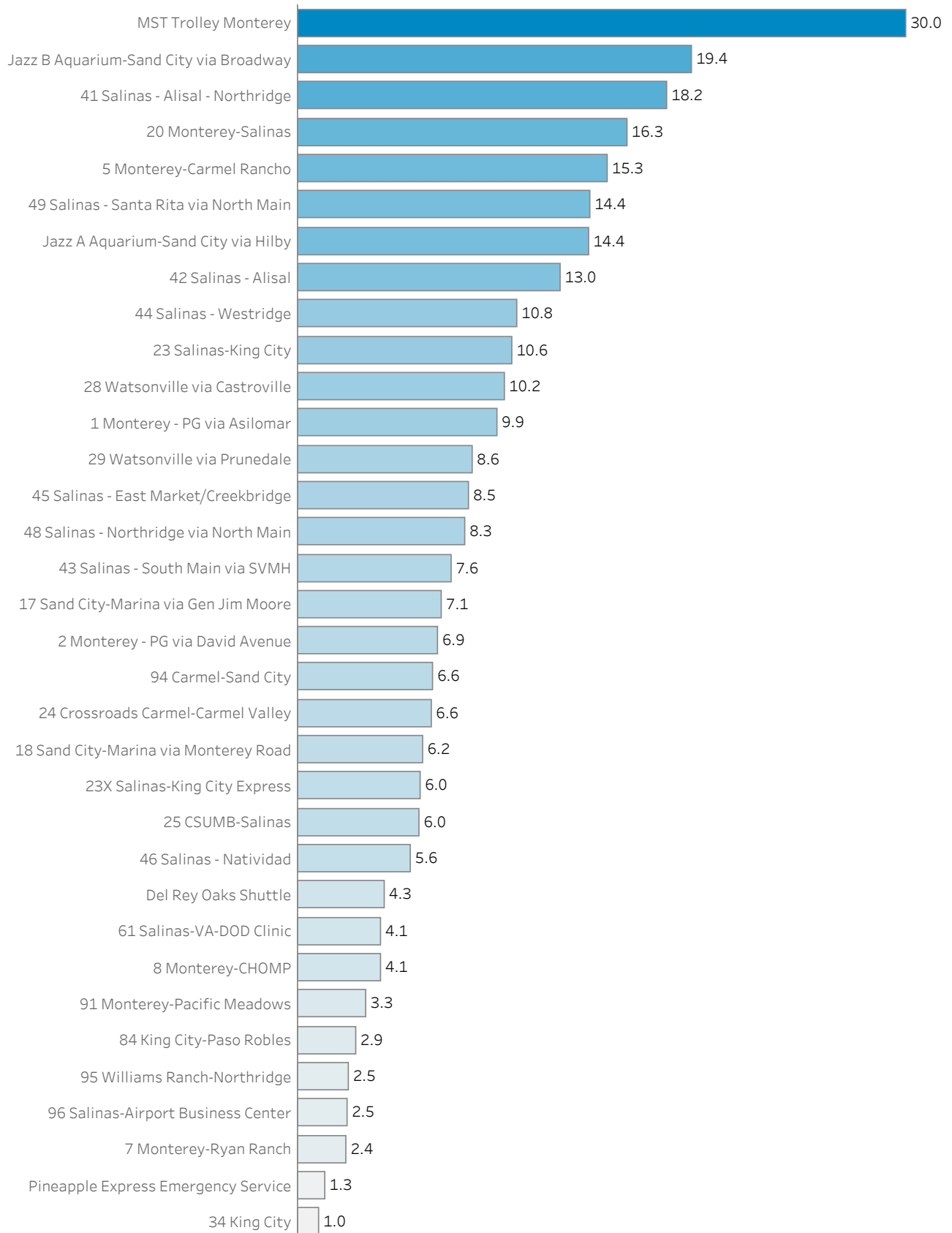
May 2023



Productivity by Line


(Passengers/Hour)

May 2023



Microtransit Ridership

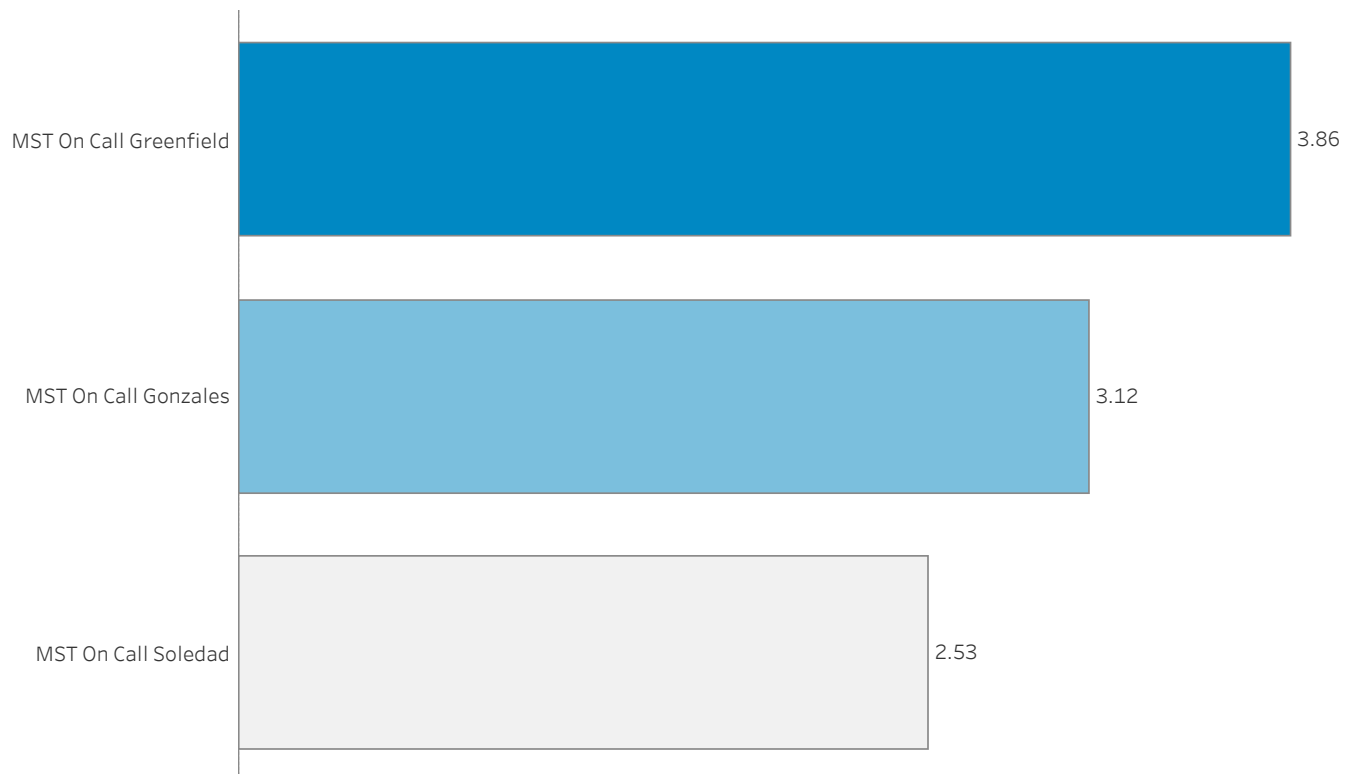
May 2023



Microtransit Productivity

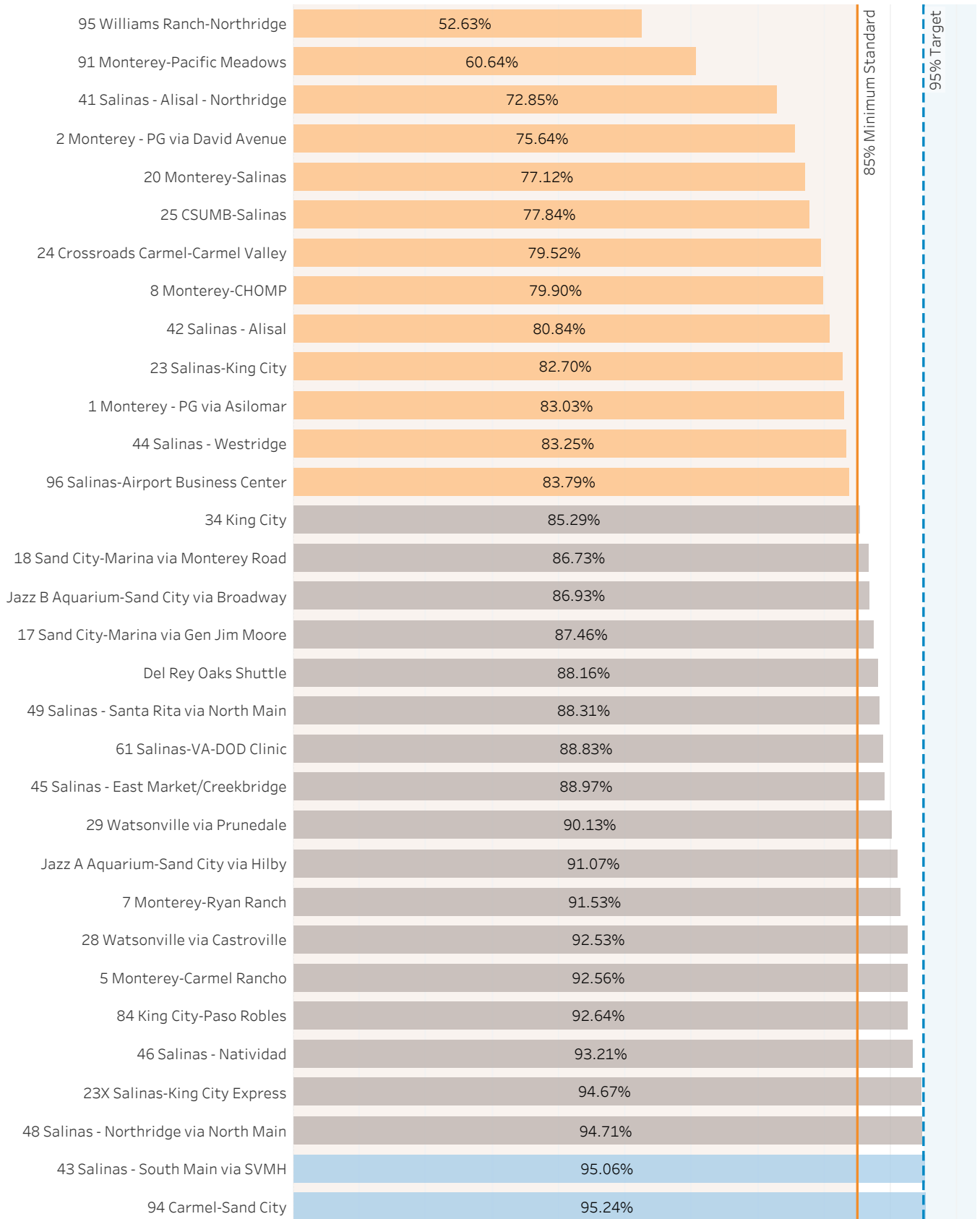
(Passengers / Revenue Hour)

May 2023



Schedule Adherence by Line

Percent On-Time Timepoints
May 2023



Vanpool

May 2023

Ridership

5,007

Vehicle Revenue Hours

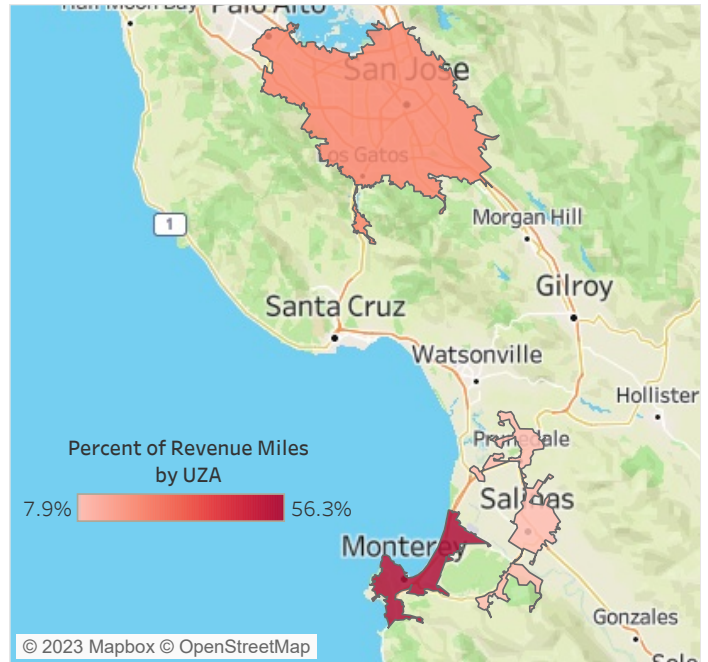
878

Vehicle Revenue Miles

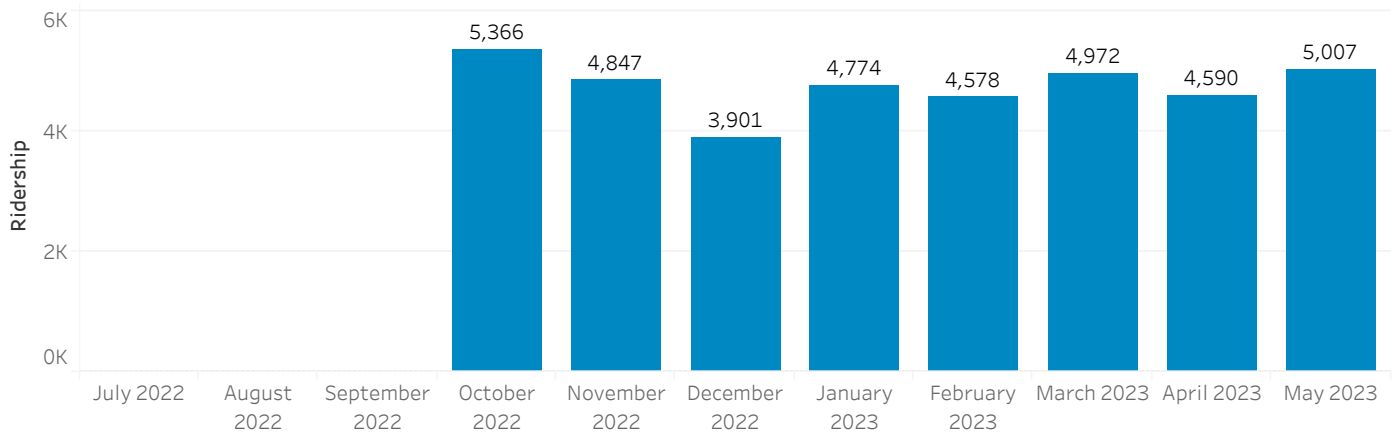
40,403

Passengers / Revenue Hour

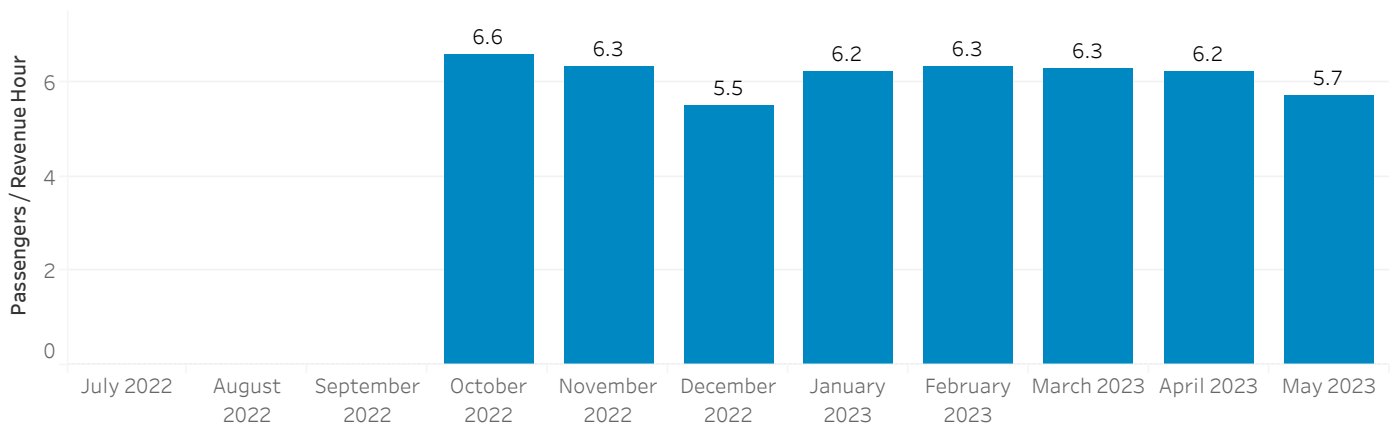
5.7



Vanpool Ridership



Vanpool Productivity



May 2023

Systemwide Riders: 191,874
Systemwide Revenue Miles: 296,904
Systemwide Revenue Hours: 18,157:27

15 Minute Service

Line	VRH	Riders	VRM	Pax/Hr	% Riders	% Hours
41 Salinas - Alisal - Northridge *	1,431:48	26,075	14,067.0	18.2	13.6%	7.9%
42 Salinas - Alisal *	682:04	8,840	6,457.4	13.0	4.6%	3.8%
48 Salinas - Northridge via North Main *	473:10	3,907	3,070.6	8.3	2.0%	2.6%
49 Salinas - Santa Rita via North Main *	935:17	13,465	8,601.4	14.4	7.0%	5.2%
Jazz A Aquarium-Sand City via Hilby *	1,020:19	14,667	10,222.2	14.4	7.6%	5.6%
Jazz B Aquarium-Sand City via Broadway *	1,090:26	21,181	11,557.8	19.4	11.0%	6.0%

30 Minute Service

Line	VRH	Riders	VRM	Pax/Hr	% Riders	% Hours
1 Monterey - PG via Asilomar (MV) *	368:22	3,629	4,661.7	9.9	1.9%	2.0%
2 Monterey - PG via David Avenue (MV) *	382:56	2,652	5,051.7	6.9	1.4%	2.1%
5 Monterey-Carmel Rancho	717:31	10,972	8,780.0	15.3	5.7%	4.0%
17 Sand City-Marina via Gen Jim Moore *	413:32	2,933	5,925.9	7.1	1.5%	2.3%
18 Sand City-Marina via Monterey Road *	747:57	4,610	9,444.6	6.2	2.4%	4.1%
20 Monterey-Salinas	1,510:53	24,581	29,709.7	16.3	12.8%	8.3%
34 King City (MV)	272:48	286	2,807.0	1.0	0.1%	1.5%
43 Salinas - South Main via SVMH (MV)	424:25	3,213	5,110.3	7.6	1.7%	2.3%

60 Minute Service

Line	VRH	Riders	VRM	Pax/Hr	% Riders	% Hours
7 Monterey-Ryan Ranch (MV)	327:51	776	4,372.5	2.4	0.4%	1.8%
8 Monterey-CHOMP (MV)	345:26	1,414	5,009.5	4.1	0.7%	1.9%
23 Salinas-King City	1,208:24	12,801	39,785.4	10.6	6.7%	6.7%
24 Crossroads Carmel-Carmel Valley (MV)	334:55	2,212	8,752.3	6.6	1.2%	1.8%
25 CSUMB-Salinas (MV)	178:45	1,075	3,741.7	6.0	0.6%	1.0%
44 Salinas - Westridge (MV)	181:30	1,964	2,279.4	10.8	1.0%	1.0%
45 Salinas - East Market/Creekbridge	353:51	2,992	4,238.8	8.5	1.6%	1.9%
46 Salinas - Natividad (MV)	195:27	1,090	2,137.0	5.6	0.6%	1.1%
96 Salinas-Airport Business Center (MV)	236:57	581	2,537.1	2.5	0.3%	1.3%

More than 60 Minute Service

Line	VRH	Riders	VRM	Pax/Hr	% Riders	% Hours
23X Salinas-King City Express	176:44	1,067	7,441.8	6.0	0.6%	1.0%
28 Watsonville via Castroville	436:03	4,437	9,278.7	10.2	2.3%	2.4%
29 Watsonville via Prunedale	377:57	3,263	8,160.9	8.6	1.7%	2.1%
61 Salinas-VA-DOD Clinic (MV)	348:49	1,436	6,504.7	4.1	0.7%	1.9%
84 King City-Paso Robles	238:08	682	8,088.8	2.9	0.4%	1.3%
91 Monterey-Pacific Meadows (MV)	316:12	1,058	3,941.2	3.3	0.6%	1.7%
94 Carmel-Sand City (MV)	227:19	1,508	3,225.3	6.6	0.8%	1.3%
95 Williams Ranch-Northridge (MV)	278:48	697	3,961.0	2.5	0.4%	1.5%
Del Rey Oaks Shuttle	30:48	132	625.3	4.3	0.1%	0.2%

* Indicates combined service

Trolley

Line	VRH	Riders	VRM	Pax/Hr	% Riders	% Hours
MST Trolley Monterey	141:36	4,252	851.1	30.0	2.2%	0.8%

Microtransit

Line	VRH	Riders	VRM	Pax/Hr	% Riders	% Hours
MST On Call Gonzales (MV)	264:00	824	1,495.4	3.1	0.4%	1.5%
MST On Call Greenfield (MV)	231:00	885	1,236.4	3.8	0.5%	1.3%
MST On Call Soledad (MV)	175:59	445	794.2	2.5	0.2%	1.0%

Vanpool

Line	VRH	Riders	VRM	Pax/Hr	% Riders	% Hours
Vanpool	878:00	5,007	40,403.0	5.7	2.6%	4.8%

Supplemental

Line	VRH	Riders	VRM	Pax/Hr	% Riders	% Hours
Pineapple Express Emergency Service	201:15	265	2,575.0	1.3	0.1%	1.1%

MOBILITY DEPARTMENT UPDATE – MAY 2023

Outreach and Training:

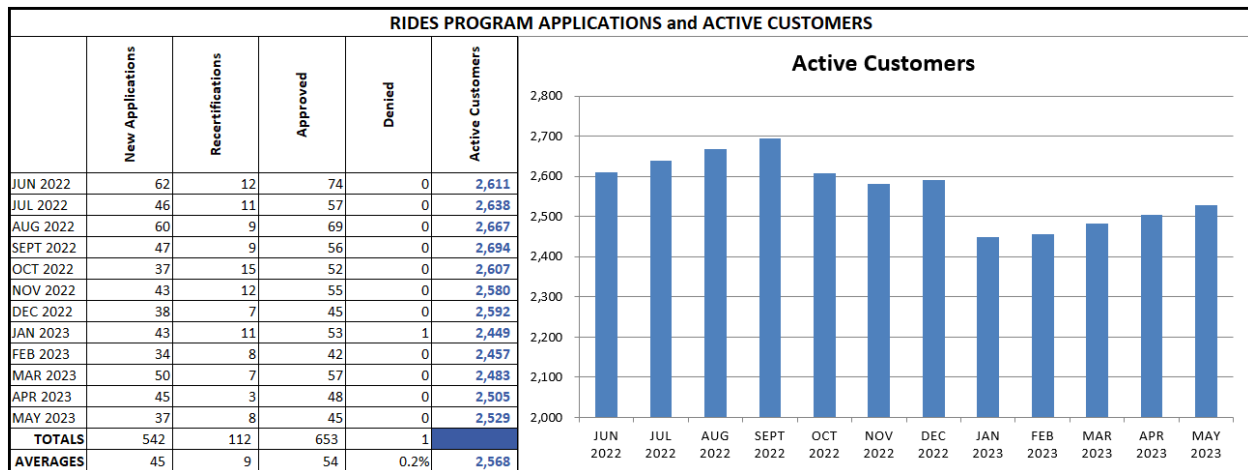
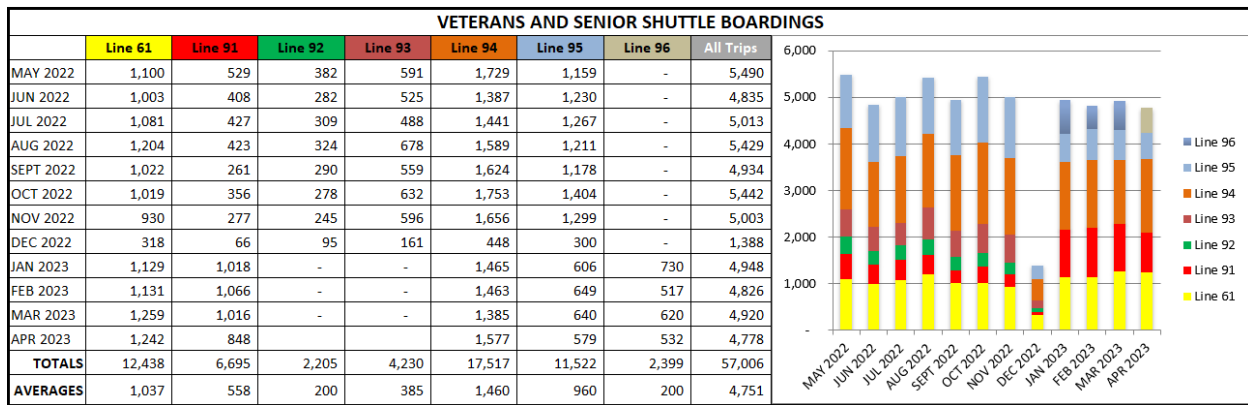
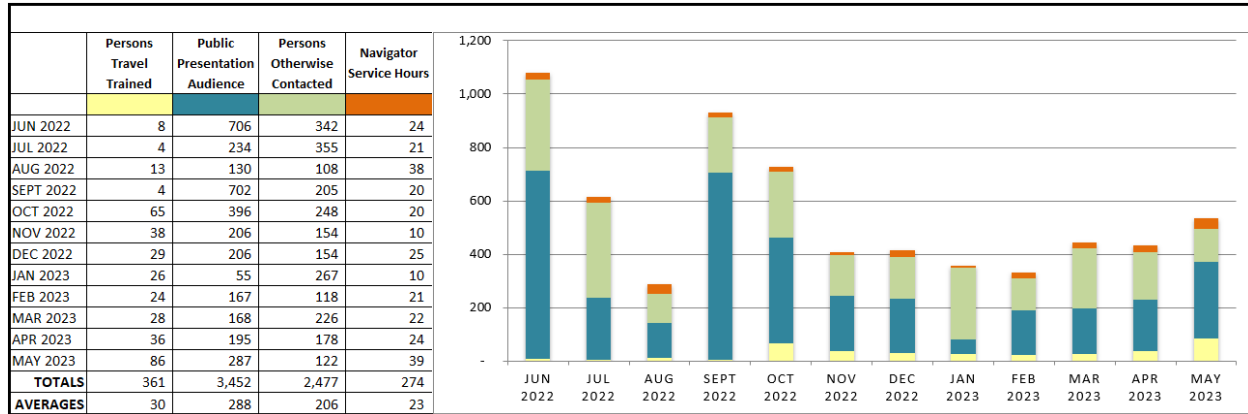
- A Mobility Specialist was a guest at the following event(s) or community center(s) with an informational table or presentation on MST services and mobility programs:
 - Pacific Grove Senior Living, Pacific Grove
 - Pacific Meadows, Carmel-By-The-Sea
 - Scholze Park Senior Center, Monterey
 - Age Well Drive Smart, Monterey County
 - Carmel Foundation, Carmel-By-The-Sea
 - Medical Therapy Program, Monterey County
 - Meals on Wheels of Monterey Peninsula, Pacific Grove
 - MST's Senior Transit Day, Salinas
 - Soledad Senior Apartments, Soledad
 - Meals on Wheels of Salinas Valley - SOCOS Social, South County
 - King City Veterans Resource Center, King City
 - Veterans Transition Center (VTC), Marina
- A Mobility Specialist provided MST bus system orientation and training for the following customers:
 - Students from North Monterey County Unified School District Young Adult Program
 - Students from Soledad Unified School District Young Adult Program
 - Students from Monterey Adult School SPED Program
 - A resident from The Park Lane
 - Participants of Interim's OMNI Program

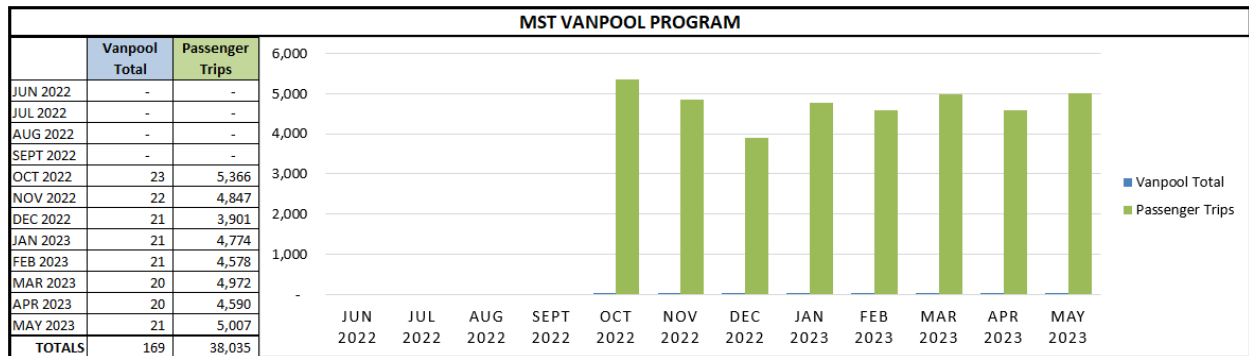
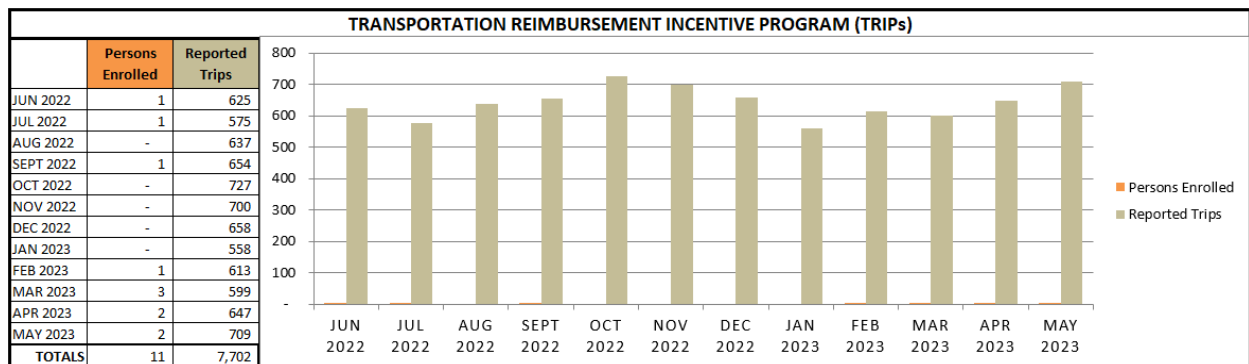
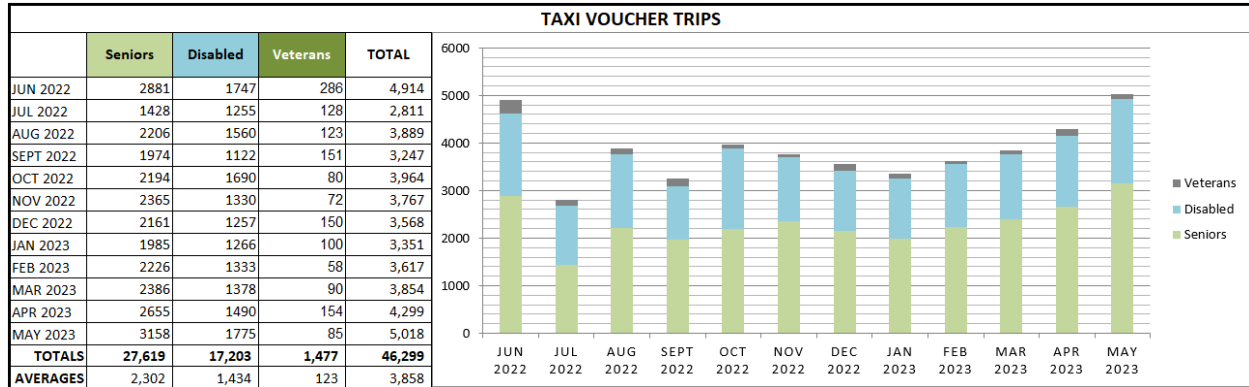
Taxi Voucher Program:

- Mobility Specialist processed 2,970 voucher requests for the 4th quarter in May for both the disabled and Salinas senior voucher program.
- The Veterans distribution locations sites issued 231 taxi vouchers in May.
- Mobility Specialist processed 4,364 redeemed vouchers for taxi provider reimbursement.

Transportation Reimbursement Incentive Program:

- There are currently 58 seniors, 19 persons with disabilities, and 7 Veterans enrolled in the program.





ATTACHMENT 3

Date: June 27, 2023

To: Carl Sedoryk, General Manager/CEO

From:  Norman K. Tuitavuki, Chief Operating Officer

Subject: **Maintenance Department Monthly Report – May 2023**

This report summarizes the performance and major activities of the Maintenance Department as well as fuel and operating expenses during the month.

Fuel Budget FY2023	Average Fuel Price May 2023	Average Fuel Price FY2023
Biofuel: \$5.40	\$3.27	\$4.10
Gasoline: \$5.40	\$4.46	\$4.72

Period	Revenue Fleet Operating Cost Per Mile	Revenue Fleet Miles Between Major Mechanical Road Calls: ¹
May 2023	\$1.44	40,200
YTD FY 2023	\$1.51	58,352
FY 2022	\$1.32	24,366
FY 2021	\$1.23	54,756

¹ **Minimum:** 7,000 Miles; **Goal:** 15,000 Miles

DEPARTMENT ACTIVITIES / COMMENTS:

May 2023's cost per gallon for gasoline **increased by 6.1%, an increase of 29 cents per gallon**, and the cost per gallon for biofuel **increased by 13.9%, an increase of 53 cents per gallon** compared to the previous month, April 2023. For FY23, MST increased its budgeted cost per gallon for both biofuel and gasoline based on the prices realized in the previous fiscal year. As a result, the cost per gallon for biofuel and gasoline remains under budget. Fuel prices continue to fluctuate unpredictably. Staff continue to monitor all movement of vehicles to minimize unnecessary fuel usage.

In May, MST traveled 40,200 miles between major mechanical failures with four major mechanical road calls – exceeding the 15,000-mile goal. MST's Maintenance department completed 100% of their scheduled preventive maintenance inspections (PMI) on time. MST has continued to meet or exceed the stated goal within this area of performance.

Staff also spent time preparing for MST's Biennial Inspection performed by the California Highway Patrol (CHP). The inspections are scheduled for June.

In May, I attended two virtual meetings that were specific to Maintenance Operations:

- California Transit Training Consortium (CTTC) Educational Services Committee
- CTTC Quarterly Board Meeting

Prepared by: Norman K. Tuitavuki
Norman K. Tuitavuki

Reviewed by: Carl G. Sedoryk
Carl G. Sedoryk

Blank Page

May 2023
MST Operated Fixed Route Fleet Summary Information

Fleet Bus #	New (Yes/ No)	Manufacturer Model/Year	Quantity In Revenue Service	Engine	Fuel Type	Fleet Bus #	Life To Date Miles Prev Month	Life To Date Miles	Fleet Bus #
1714	No	Gillig 40' Low-floor 2003	1	Detroit DC Series 50 ERG	ULS Diesel	1714	712,674	712,674	1714
1716	No	Gillig 40' Low-floor 2003	1	Detroit DC Series 50 ERG	ULS Diesel	1716	721,027	721,027	1716
1718	No	Gillig 40' Low-floor 2008	1	Detroit DC Series 50 ERG	ULS Diesel	1718	768,105	769,387	1718
1721	No	Gillig 40' Low-floor 2011	1	Detroit DC Series 50 ERG	ULS Diesel	1721	763,297	763,297	1721
1725	No	Gillig 40' Low-floor 2008	1	Cummins ISM 280 HP	ULS Diesel	1725	443,343	447,169	1725
1726	No	Gillig 40' Low-floor 2009	1	Cummins ISM 280 HP	ULS Diesel	1726	543,457	546,621	1726
1727	No	Gillig 40' Low-floor 2010	1	Cummins ISM 280 HP	ULS Diesel	1727	415,487	417,618	1727
1728	No	Gillig 40' Low-floor 2011	1	Cummins ISM 280 HP	ULS Diesel	1728	530,603	533,111	1728
1729	No	Gillig 40' Low-floor 2012	1	Cummins ISM 280 HP	ULS Diesel	1729	485,308	485,308	1729
1730	No	Gillig 40' Low-Floor 2015	1	Cummins ISM 280 HP	ULS Diesel	1730	363,516	366,152	1730
1731	No	Gillig 40' Low-Floor 2015	1	Cummins ISM 280 HP	ULS Diesel	1731	346,711	349,568	1731
1732	No	Gillig 40' Low-Floor 2015	1	Cummins ISM 280 HP	ULS Diesel	1732	378,477	378,477	1732
1733	No	Gillig 40' Low-Floor 2015	1	Cummins ISM 280 HP	ULS Diesel	1733	373,580	374,510	1733
1734	No	Gillig 40' Low-Floor 2018	1	Cummins ISM 280 HP	ULS Diesel	1734	194,603	198,260	1734
1735	No	Gillig 40' Low-Floor 2018	1	Cummins ISM 280 HP	ULS Diesel	1735	226,505	231,402	1735
1736	No	Gillig 40' Low-Floor 2018	1	Cummins ISM 280 HP	ULS Diesel	1736	221,372	225,789	1736
1737	No	Gillig 40' Low-Floor 2018	1	Cummins ISM 280 HP	ULS Diesel	1737	204,830	207,524	1737
1738	No	Gillig 40' Low-Floor 2018	1	Cummins ISM 280 HP	ULS Diesel	1738	225,575	230,734	1738
1739	No	Gillig 40' Low-Floor 2018	1	Cummins ISM 280 HP	ULS Diesel	1739	217,461	220,260	1739
1740	No	Gillig 40' Low-Floor 2018	1	Cummins ISM 280 HP	ULS Diesel	1740	209,962	213,737	1740
1741	No	Gillig 40' Low-Floor 2018	1	Cummins ISM 280 HP	ULS Diesel	1741	209,243	213,717	1741
1742	No	Gillig 40' Low-Floor 2018	1	Cummins ISM 280 HP	ULS Diesel	1742	228,623	232,848	1742
1743	No	Gillig 40' Low-Floor 2018	1	Cummins ISM 280 HP	ULS Diesel	1743	217,420	221,516	1743
1744	No	Gillig 40' Low-Floor 2018	1	Cummins ISM 280 HP	ULS Diesel	1744	199,996	202,954	1744
1745	No	Gillig 40' Low-Floor 2018	1	Cummins ISM 280 HP	ULS Diesel	1745	218,803	222,968	1745
1746	No	Gillig 40' Low-Floor 2021	1	Cummins ISM 280 HP	ULS Diesel	1746	49,342	54,315	1746
1747	No	Gillig 40' Low-Floor 2021	1	Cummins ISM 280 HP	ULS Diesel	1747	40,258	45,328	1747
1748	No	Gillig 40' Low-Floor 2021	1	Cummins ISM 280 HP	ULS Diesel	1748	37,258	38,690	1748
1749	No	Gillig 40' Low-Floor 2021	1	Cummins ISM 280 HP	ULS Diesel	1749	48,364	52,510	1749
1750	No	Gillig 40' Low-Floor 2021	1	Cummins ISM 280 HP	ULS Diesel	1750	17,950	18,991	1750
1751	No	Gillig 40' Low-Floor 2021	1	Cummins ISM 280 HP	ULS Diesel	1751	28,965	29,709	1751
1752	No	Gillig 40' Low-Floor 2021	1	Cummins ISM 280 HP	ULS Diesel	1752	35,557	38,350	1752
1753	Yes	Gillig 40' Low-Floor 2022	1	Cummins ISM 280 HP	ULS Diesel	1753	1,313	1,313	1753
1754	Yes	Gillig 40' Low-Floor 2022	1	Cummins ISM 280 HP	ULS Diesel	1754	1,468	2,136	1754
1901	No	2003 Optima Trolley Electric	1	Cummins ISB	Electric	1901	134,169	134,169	1901
1907	No	2003 Optima Trolley	1	Cummins ISB	ULS Diesel	1907	222,586	222,586	1907
1908	No	2003 Optima Trolley	1	Cummins ISB	ULS Diesel	1908	178,452	178,452	1908
1909	No	2019 Home Town Trolley 30 Foot	1	CUMMINS 280HP	ULS Diesel	1909	4,757	4,757	1909
1910	No	2019 Home Town Trolley 30 Foot	1	CUMMINS 280HP	ULS Diesel	1910	7,533	7,533	1910
1911	No	2019 Home Town Trolley 30 Foot	1	CUMMINS 280HP	ULS Diesel	1911	4,632	4,632	1911
1912	No	2019 Home Town Trolley 30 Foot	1	CUMMINS 280HP	ULS Diesel	1912	6,540	6,540	1912
1913	No	2019 Home Town Trolley 30 Foot	1	CUMMINS 280HP	ULS Diesel	1913	8,403	8,403	1913
2001	No	Gillig 35' Low-floor 2007	1	Cummins ISM 280 HP	ULS Diesel	2001	506,328	509,342	2001
2002	No	Gillig 35' Low-floor 2007	1	Cummins ISM 280 HP	ULS Diesel	2002	532,748	535,148	2002
2003	No	Gillig 35' Low-floor 2007	1	Cummins ISM 280 HP	ULS Diesel	2003	600,571	602,171	2003
2004	No	Gillig 35' Low-floor 2007	1	Cummins ISM 280 HP	ULS Diesel	2004	638,263	638,263	2004
2006	No	Gillig 35' Low-floor 2007	1	Cummins ISM 280 HP	ULS Diesel	2006	655,593	658,534	2006
2007	No	Gillig 35' Low-floor 2007	1	Cummins ISM 280 HP	ULS Diesel	2007	612,739	613,353	2007
2008	No	Gillig 35' Low-floor 2007	1	Cummins ISM 280 HP	ULS Diesel	2008	641,478	642,487	2008
2009	No	Gillig 35' Low-floor 2007	1	Cummins ISM 280 HP	ULS Diesel	2009	634,558	636,229	2009
2011	No	Gillig 35' Low-floor 2015	1	Cummins ISL 281	ULS Diesel	2011	328,229	329,484	2011
2012	No	Gillig 35' Low-floor 2015	1	Cummins ISL 282	ULS Diesel	2012	331,615	334,395	2012
2013	No	Gillig 35' Low-floor 2015	1	Cummins ISL 283	ULS Diesel	2013	296,676	301,085	2013
2014	No	Gillig 35' Low-floor 2015	1	Cummins ISL 284	ULS Diesel	2014	326,032	328,253	2014
2015	No	Gillig 35' Low-floor 2015	1	Cummins ISL 285	ULS Diesel	2015	295,665	297,354	2015
2016	No	Gillig 35' Low-floor 2015	1	Cummins ISL 286	ULS Diesel	2016	293,768	296,004	2016
2017	No	Gillig 35' Low-floor 2015	1	Cummins ISL 287	ULS Diesel	2017	336,650	339,922	2017
2018	No	Gillig 35' Low-floor 2015	1	Cummins ISL 288	ULS Diesel	2018	310,503	313,373	2018
2019	No	Gillig 35' Low-floor 2015	1	Cummins ISL 289	ULS Diesel	2019	304,379	306,354	2019
2020	No	Gillig 35' Low-floor 2015	1	Cummins ISL 290	ULS Diesel	2020	277,712	279,754	2020
2021	No	Gillig 35' Low-floor 2015	1	Cummins ISL 291	ULS Diesel	2021	295,074	296,898	2021
2022	No	Gillig 35' Low-Floor 2018	1	Cummins ISM 280 HP	ULS Diesel	2022	181,880	182,325	2022
2023	No	Gillig 35' Low-Floor 2018	1	Cummins ISM 280 HP	ULS Diesel	2023	215,154	219,565	2023
2024	No	Gillig 35' Low-Floor 2018	1	Cummins ISM 280 HP	ULS Diesel	2024	177,393	179,816	2024
2025	No	Gillig 35' Low-Floor 2018	1	Cummins ISM 280 HP	ULS Diesel	2025	170,462	172,840	2025
2026	No	Gillig 35' Low-Floor 2018	1	Cummins ISM 280 HP	ULS Diesel	2026	200,380	204,785	2026
2027	No	Gillig 35' Low-Floor 2018	1	Cummins ISM 280 HP	ULS Diesel	2027	149,805	152,196	2027
2028	No	Gillig 35' Low-Floor 2018	1	Cummins ISM 280 HP	ULS Diesel	2028	174,024	175,361	2028
2029	No	Gillig 35' Low-Floor 2018	1	Cummins ISM 280 HP	ULS Diesel	2029	174,994	177,857	2029
2030	No	Gillig 35' Low-Floor 2018	1	Cummins ISM 280 HP	ULS Diesel	2030	154,442	156,296	2030
2031	Yes	Gillig 35' Low Floor 2022	1	Cummins ISM 280 HP	ULS Diesel	2031	2,843	3,233	2031
2032	Yes	Gillig 35' Low Floor 2022	1	Cummins ISM 280 HP	ULS Diesel	2032	954	4,269	2032
2101	No	Gillig 40' Low-Floor 2013	1	Cummins ISL 280	ULS Diesel	2101	446,202	450,778	2101
2102	No	Gillig 40' Low-Floor 2015	1	Cummins ISL 280	ULS Diesel	2102	555,211	558,311	2102
2103	No	Gillig 40' Low-Floor 2015	1	Cummins ISL 280	ULS Diesel	2103	577,554	581,783	2103
2104	No	Gillig 40' Low-Floor 2015	1	Cummins ISL 280	ULS Diesel	2104	534,958	540,220	2104
2105	No	Gillig 40' Suburban 2018	1	Cummins ISM 280 HP	ULS Diesel	2105	360,220	360,220	2105
2106	No	Gillig 40' Suburban 2018	1	Cummins ISM 280 HP	ULS Diesel	2106	335,853	341,799	2106
2107	No	Gillig 40' Suburban 2018	1	Cummins ISM 280 HP	ULS Diesel	2107	322,098	328,295	2107
2108	No	Gillig 40' Suburban 2018	1	Cummins ISM 280 HP	ULS Diesel	2108	240,898	246,308	2108
2109	No	Gillig 40' Suburban 2018	1	Cummins ISM 280 HP	ULS Diesel	2109	211,862	217,923	2109
2110	No	Gillig 40' Suburban 2018	1	Cummins ISM 280 HP	ULS Diesel	2110	85,516	89,249	2110
2200	No	BYD ELECTRIC 2018	1	K7M	Electric	2200	58,325	59,684	2200
2201	No	BYD ELECTRIC 2018	1	K7M	Electric	2201	50,705	52,380	2201
2202	Yes	Gillig Electric Bus 2021	1	Cummins	Electric	2202	1294	1294	2202
2203	Yes	Gillig Electric Bus 2021	1	Cummins	Electric	2203	1285	1285	2203
4501	No	MCI D4500 45' 2009	1	Cummins ISM 480 HP	ULS Diesel	4501	745,236	745,476	4501
4502	No	MCI D4500 45' 2010	1	Cummins ISM 480 HP	ULS Diesel	4502	776,418	776,428	4502
4503	No	MCI D4500 45' 2010	1	Cummins ISM 480 HP	ULS Diesel	4503	885,838	885,838	4503
4504	No	MCI D4500 45' 2012	1	Cummins ISM 480 HP	ULS Diesel	4504	703,889	703,889	4504

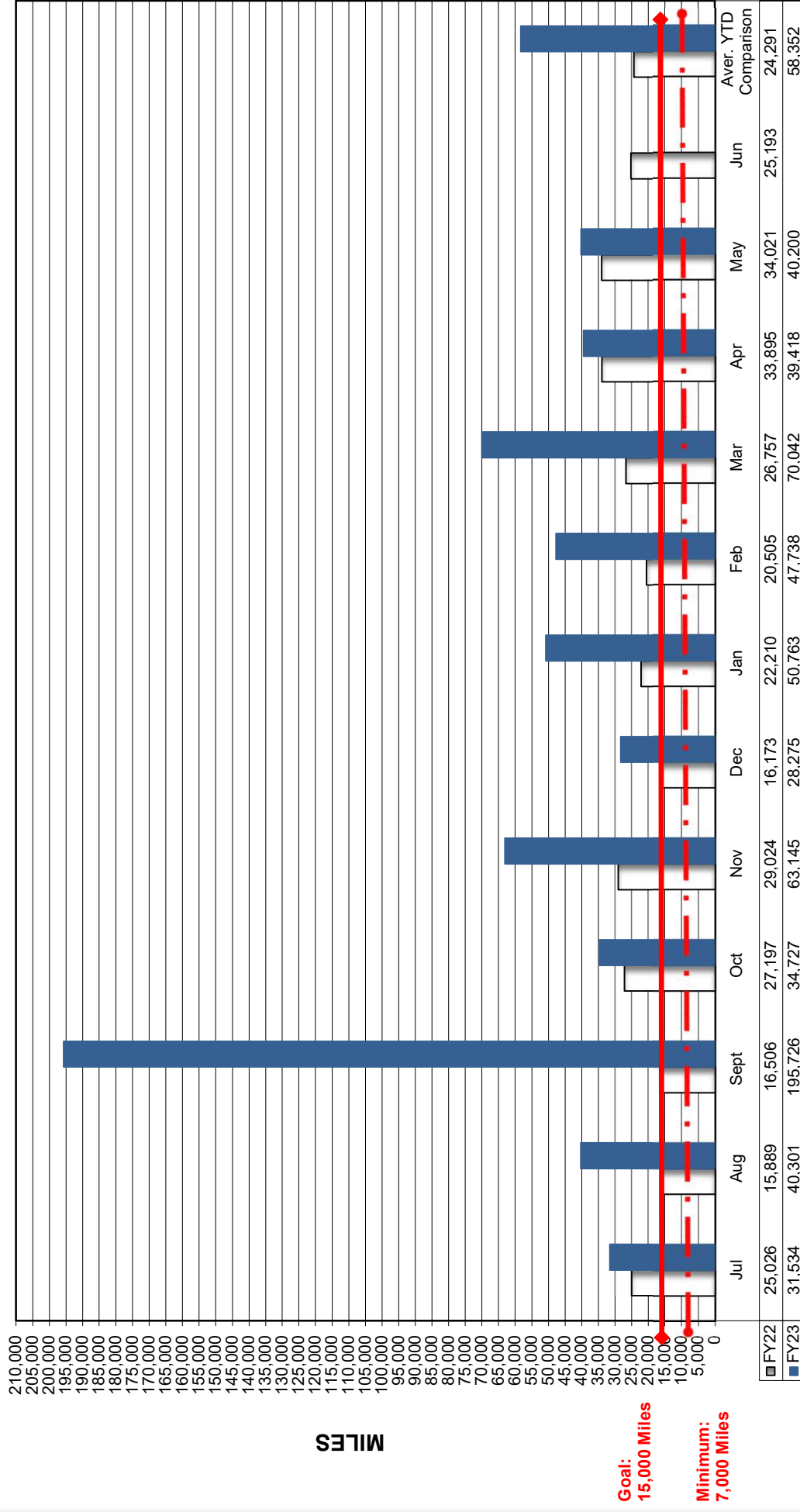
May 2023
MST Operated Fixed Route Fleet Summary Information

Fleet Bus #	New (Yes/ No)	Manufacturer Model/Year	Quantity In Revenue Service	Engine	Fuel Type	Fleet Bus #	Life To Date Miles Prev Month	Life To Date Miles	Fleet Bus #
4505	No	MCI D4500 45' 2015	1	Cummins ISX 345 HP	ULS Diesel	4505	566,675	566,675	4505
4506	No	MCI D4500 45' 2015	1	Cummins ISX 345 HP	ULS Diesel	4506	544,630	544,758	4506
Total Revenue Vehicles-Active Fleet:			92						
Contingency Fleet	1122	Gillig Phantom 2003 35'	1	Detroit DC Series ERG	ULS Diesel	1122	529,827	530,180	1122
Contingency Fleet	1126	Gillig Phantom 2003 35'	1	Detroit DC Series ERG	ULS Diesel	1126	566,785	566,958	1126
Contingency Fleet	1706	Gillig Low-floor 2002 40'	1	Cummins ISM 280 HP	ULS Diesel	1706	625,719	625,719	1706
Contingency Fleet	1708	Gillig Low-floor 2002 40'	1	Cummins ISM 280 HP	ULS Diesel	1708	630,003	630,003	1708
Contingency Fleet	1709	Gillig Low-floor 2002 40'	1	Cummins ISM 280 HP	ULS Diesel	1709	619,333	619,333	1709
Contingency Fleet	1720	Gillig 40' Low-floor 2010	1	Detroit DC Series 50 ERG	ULS Diesel	1720	627,444	627,444	1720
Contingency Fleet	1723	Gillig 40' Low-floor 2013	1	Detroit DC Series 50 ERG	ULS Diesel	1723	621,092	621,092	1723
Contingency Fleet	2005	Gillig 35' Low-floor 2007	1	Cummins ISM 280 HP	ULS Diesel	2005	553,204	553,781	2005
Contingency Fleet	2010	Gillig 35' Low-floor 2007	1	Cummins ISM 280 HP	ULS Diesel	2010	521,947	521,947	2010
Total Contingency Fleet			9						
Total Fleet			101						
	Revenue Fleet	Non-Revenue Fleet			Current Inventory Value: 05/31/23				
Miles:	200,472	51,707		Fuel, Coolant & Lubricants:	199,127				
Gallons:	40,010	2,517		Parts & Supplies:	329,433				
Average Miles Per Gallon:	5.0	20.5		Total Value:	528,560				

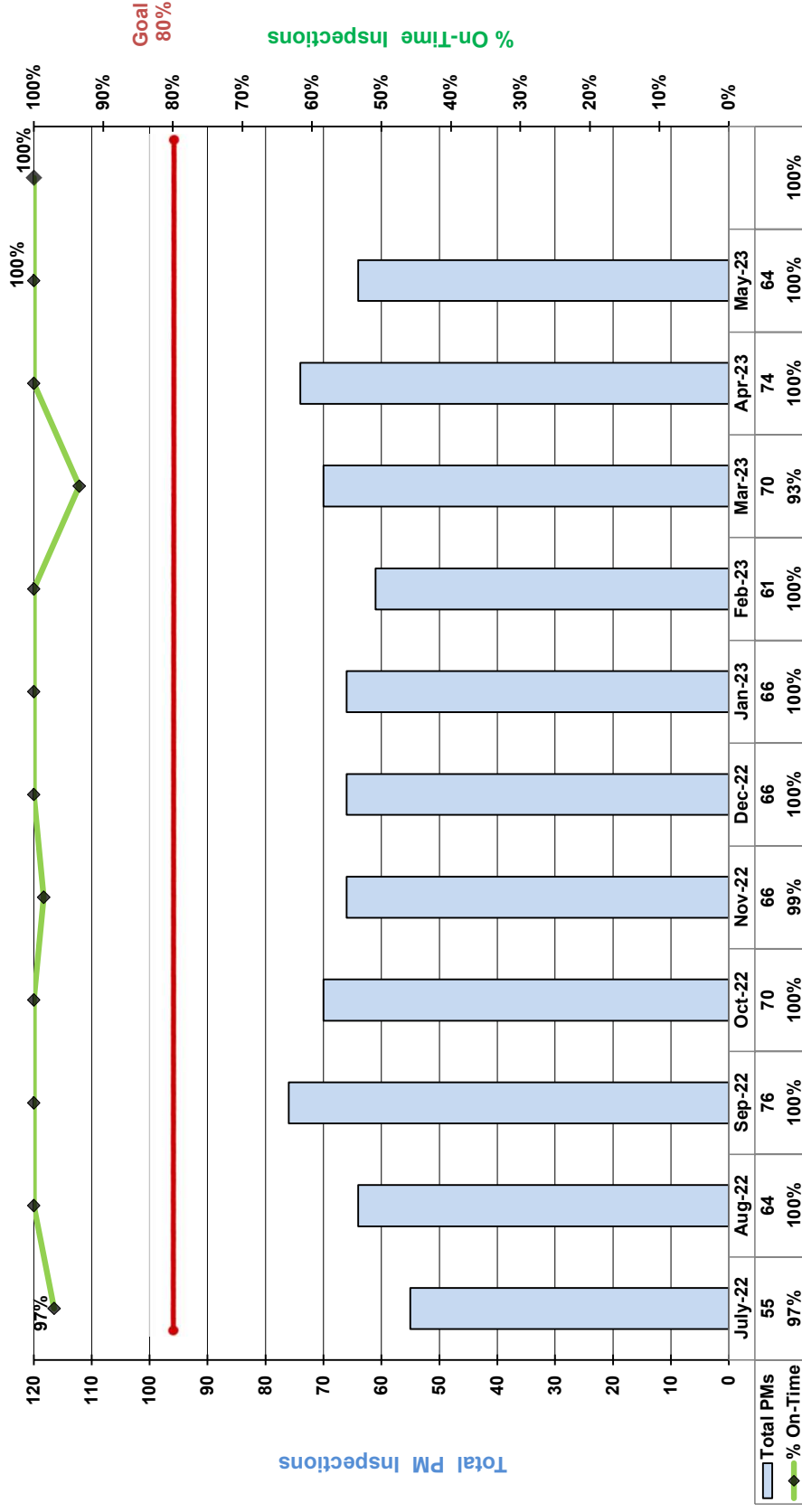
Miles Between Major Mechanical Roadcalls

FY22 vs. FY23 YTD

Year to Date Comparison

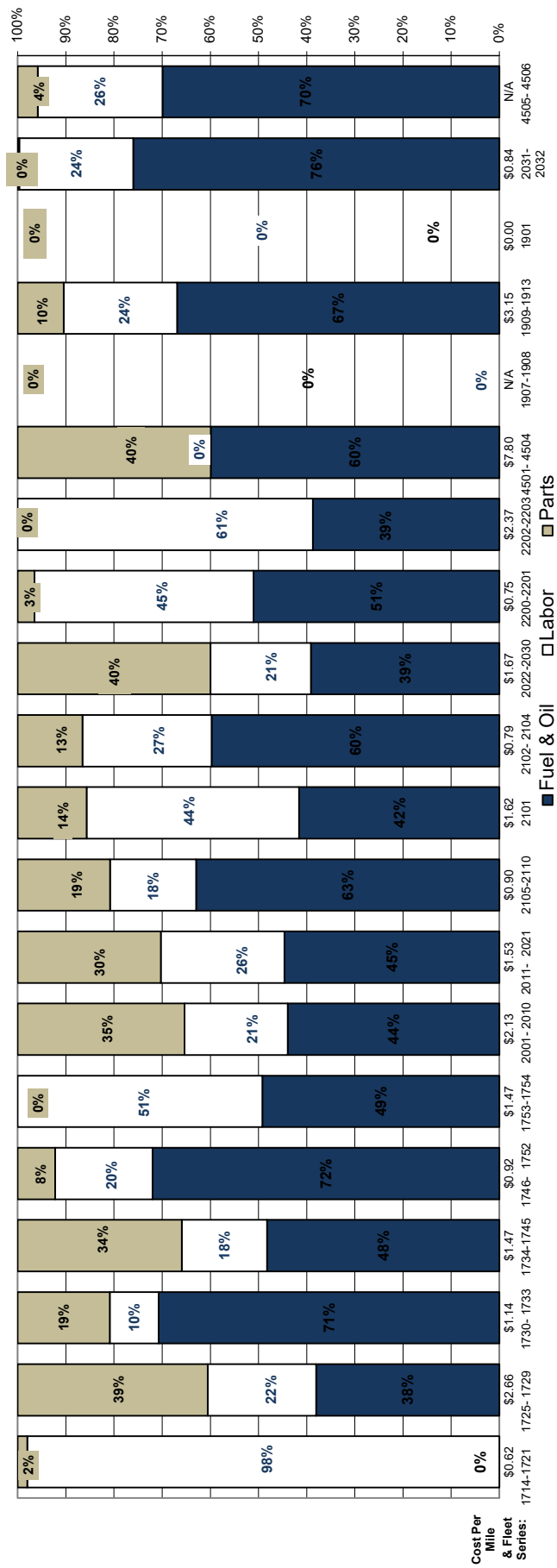


MST FIXED ROUTE PREVENTIVE MAINTENANCE (PMs) INSPECTIONS PAST TWELVE MONTHS



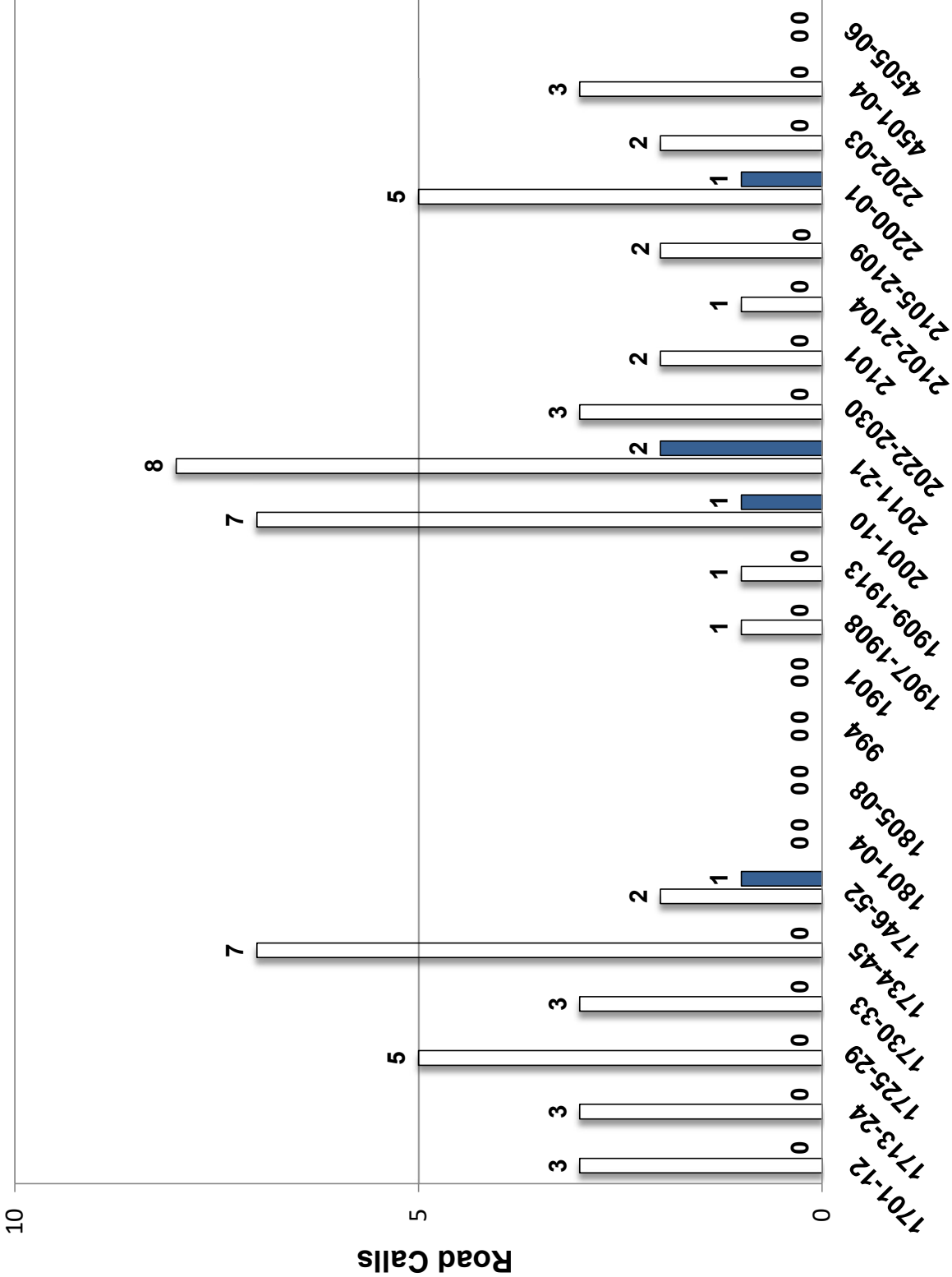
Revenue Fleet: Cost Per Mile

May 2023



May 2023: ALL ROAD CALLS BY BUS SERIES
Major Mechanical 5: Other/Minor Mechanical 0

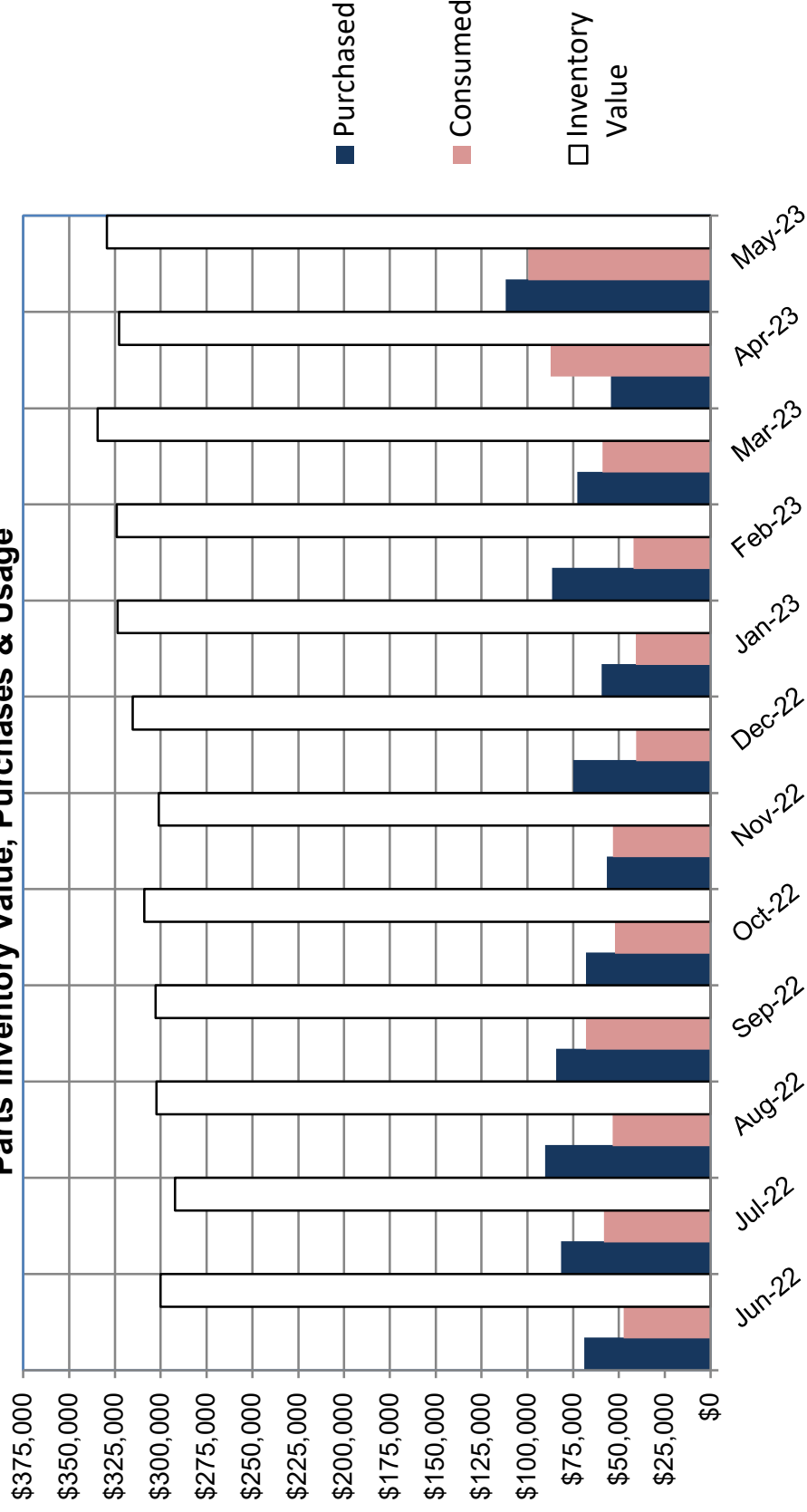
Total Miles 200,998



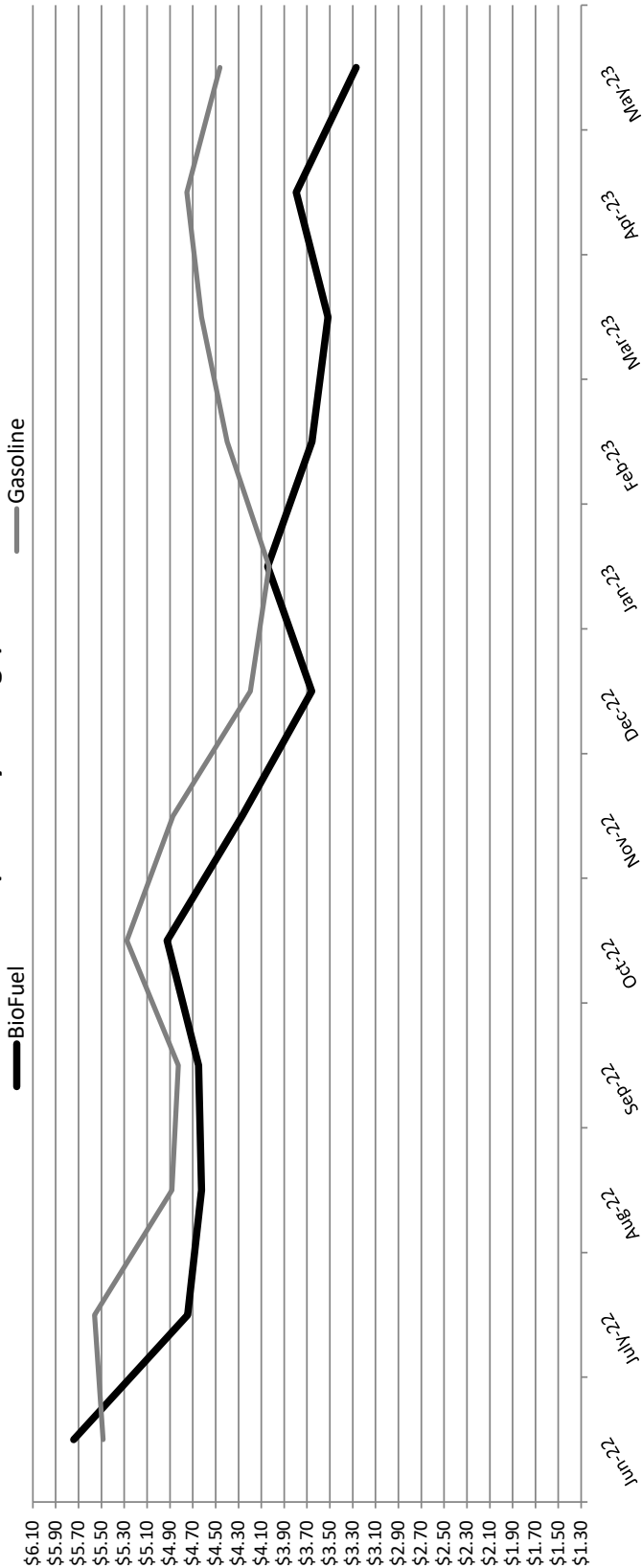
□ FY23 YTD ■ May-23

FY 2023 - Fleet Support

Parts Inventory Value, Purchases & Usage



12 Month Rolling Fuel Cost
(Monthly Average)



12 Month Average
BioFuel: \$4.24
Gasoline: \$4.78

FY22 Average
BioFuel: \$3.99
Gasoline: \$4.39

FY23 Average
BioFuel: \$4.10
Gasoline: \$4.72

Blank Page

ATTACHMENT 4

Date: June 27, 2023

To: Carl Sedoryk, General Manager/CEO

From: Lisa Rheinheimer, Assistant General Manager; Michelle Overmeyer, Director of Planning /Innovation, Andrea Williams, Finance Manager; Michael Kohlman, Chief Information Officer; Kelly Halcon, Director of Human Resources/Risk Management; Lisa Cox, Risk and Security Manager; Ikuyo Yoneda-Lopez, Marketing and Communications Manager; Beronica Carriedo, Customer Service and Community Relations Supervisor.

Subject: **Administration Department Monthly Report – May 2023**

The following significant events occurred in Administration work groups for the month of May 2023:

Human Resources

A total employment level for May 2023 is summarized as follows:

Positions	Budget FY23	Actual	Difference
Coach Operators Full-Time	126	105	-21
Operations Staff	35	33	-2
Maintenance	60	56	-4
Administrative	38	35	-3
Total	259	229	-30

*Total budget numbers do not include the C/O on Long Term Leave as those numbers are already reflected in the Coach Operators/Trainees number.

May Worker's Compensation Costs	
<i>Indemnity (paid to employees)</i>	\$15,348.36
<i>Other (includes Legal)</i>	\$4,158.12
<i>Medical includes Case Mgmt, UR, Rx & PT</i>	\$10,175.23
<i>TPA Administration Fee</i>	\$5,708.33
<i>Excess Insurance</i>	\$9,510.75
Total Expenses	\$44,900.79
Reserves	\$1,340,068.32
Excess Reserved	(\$267,913.06)
<i># Ending Open Claims</i>	40

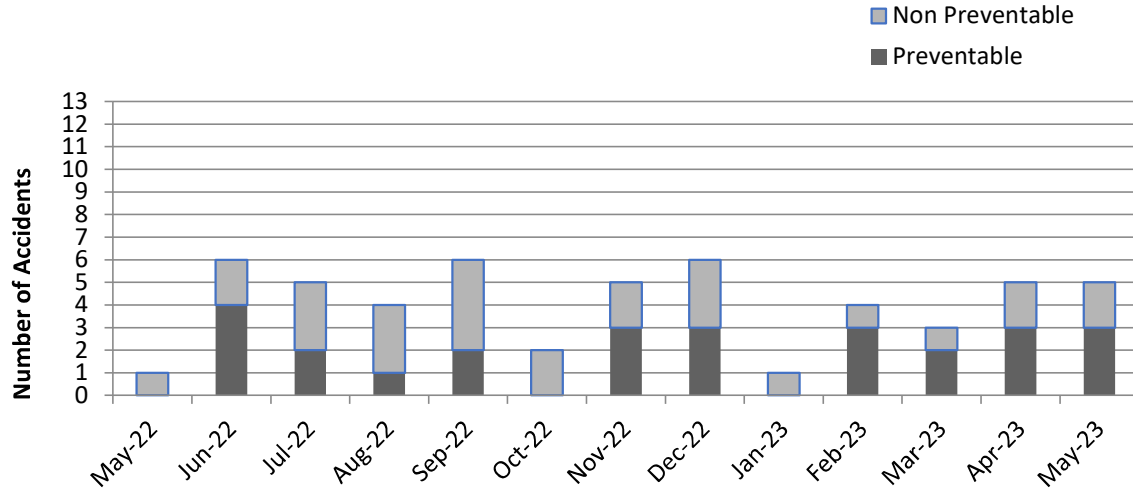
Training

Description	Attendees
Annual Coach Operator Verification of Transit Training	13
Post-Accident/Incident Re-training	5
In-service training: 2021 Gillig Diesel 40' Low Floor Familiarization/Qualification Training	1
Harassment prevention for Transit employees	13
In-service training: 2022-2023 Model Gillig 40'&35' Diesel Low Floor/Quantum	3
National Transit Institute: Public Involvement in Transportation Decision Making	1
In-service training: 2018 BYD K7M 30' Battery Electric Bus Refresher Familiarization Training	1
In-service training: Active Shooter Streaming Video Training Lesson Plan-"Avoid, Deny, Defend"	6
Forklift Certification Training	1
In-service training: Hometown Trolley Familiarization	26
In-service training: 2018 Gillig Model 35' Low Floor	1
Liebert Cassidy Whitmore: Workers Compensation-Managing Employee Injuries, Disability and Occupational Safety	9
Sedgwick: De-Escalation Training for Transit Employees	17
In-Service Training: Shoulders, accident causes, hand truck safety	23
In-Service Training: Review of SOP for Maintenance Utility Daily Service	9
TAPTCO: ELDT Curriculum CDL Preparation	1
National Transit Institute: Transportation Planning Process	1
In-Service Training: GIRO Self Service Bid Web Training	3
Assault Awareness and Prevention for Transit Operators	3
Transit Operations Planning Course	1

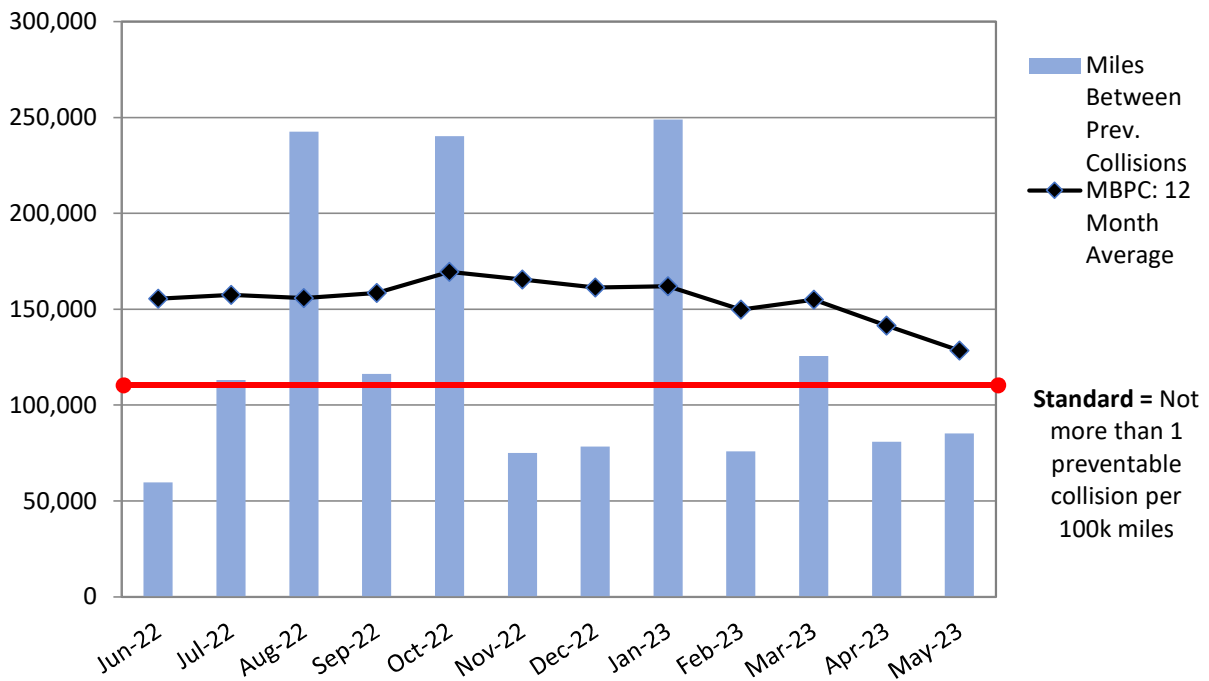
Risk Management

Description	May 2023 Preventable		May 2022 Preventable	
	Yes	No	Yes	No
POV Vehicle hits MST Vehicle	1	0	1	0
MST Preventable Accidents	2	2	0	0
TOTAL	3	2	1	0

Accident Statistics



Monthly Miles Between Preventable Collisions (MBPC) with 12 Month Rolling Average



Customer Service Update

Service Report Type	MST	Other Provider*	# of valid reports	% of reports received**	May 2022	% of reports received**
ADA/RM Request	0	0		0.0%	0	0.0%
Agency Policy	0	0		0.0%	1	0.0%
Bus Stop Amenities	2	0		3.1%	1	2.4%
Carried By	0	0		0.0%	1	0.0%
Discriminatory behavior by employee	0	0		0.0%	0	0.0%
Early Departure	0	0		0.0%	0	0.0%
Employee Other	1	3	*2	6.2%	0	26.8%
Facilities Vandalism	0	0		0.0%	0	0.0%
Fare / Transfer Dispute	0	1	*1	1.5%	6	2.4%
Full Bus / Left Behind	2	0	1	3.1%	0	7.3%
Harassment by Employee	0	0		0.0%	2	0.0%
Improper Driving	2	3	1/*2	7.7%	1	12.2%
Improper Employee Conduct	3	3	*3	9.2%	0	7.3%
Inaccurate Public Information	1	0		1.5%	5	0.0%
Late Arrival	2	9	2/*6	16.9%	1	7.3%
Late Departure	2	0		3.1%	0	4.9%
No Show	1	4	*2	7.7%	0	9.8%
Off Route	0	1	*1	1.5%	0	0.0%
Overcrowding	0	0		0.0%	0	0.0%
Passed By	0	0		0.0%	0	7.3%
Passenger Conduct	0	0		0.0%	0	0.0%
Passenger Injury	0	0		0.0%	4	0.0%
Reasonable Modification	0	0		0.0%	0	0.0%
Request To Add Service	7	0	5	10.8%	2	2.4%
Request To Reduce Service	0	0		0.0%	0	0.0%
Routing	1	0		1.5%	3	0.0%
Service Animal	0	0		0.0%	0	0.0%
Service Other	5	10	1/*7	23.1%	0	9.8%
Service Schedule	0	1	*1	1.5%	0	0.0%
Taxi	0	0		0.0%	3	0.0%
Title VI Complaint	0	0		0.0%	0	0.0%
Unsafe Conditions	1	0		1.5%	0	0.0%
Vehicle Maintenance	0	0		0.0%	0	0.0%
Sub total reports	30	35			33	

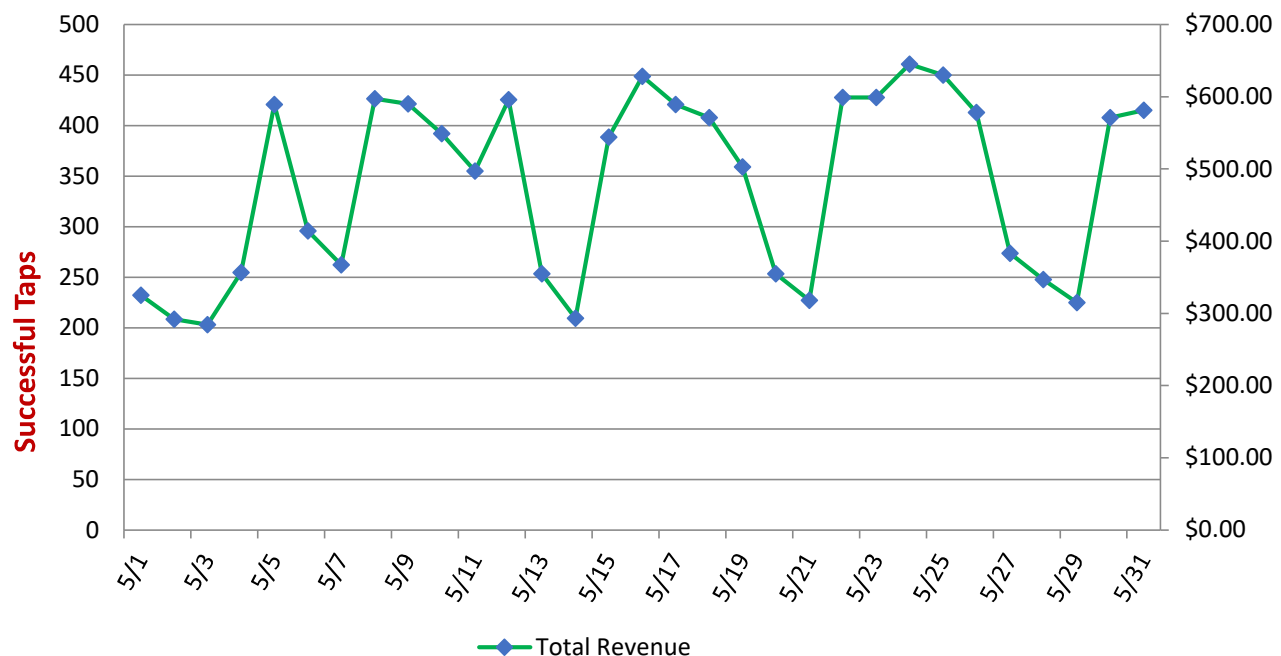
Grand Total MST and *Other Provider	65	100.0%	100.0%
Employee Compliment	1		
Service Compliment	0		

*Operated by MV Transportation or taxi provider

**Numbers may not add up exactly due to rounding

Contactless Tap to Pay

During the month of May, MST received a total of 10,342 contactless taps. The following table shows the number of taps and amount of fares collected during the month:



Since initiating the contactless tap to pay project on May 11, 2021, there have been a total of 185,194 successful taps. Total revenue collected to the end of May from passengers using contactless payment was \$252,921.

Finance Update

General Accounting/Accounts Payable

During the month of May, staff processed timely and accurate payments to vendors, recorded appropriate revenues, and prepared monthly financial reporting and analysis. Throughout the month, staff gathered the information necessary to complete the FY2024-25 draft budget compilations to present to the MST Board at the June meeting.

Payroll

Routine changes and adjustments to payroll records were maintained along with filing of all federal, state, and retirement reports and payments on a timely basis. Payroll continued to provide hours and earnings reports upon request to MST departments

Grants

During the month of May, staff drafted, followed up on, responded to, and submitted pending applications, requests for reimbursement, and program reporting under the following programs:

- Federal 5307 Traditional
- Federal 5311 & 5311(f) Programs
- Federal 5339 Formula
- Federal 5339 Competitive (Low-No & Bus and Bus Facilities)
- Federal COVID relief funding (CARES, ARPA)
- Low Carbon Transit Operations Program
- Transit and Intercity Rail Capital Program (TIRCP)
- CA SB1 State of Good Repair
- CA SB1 Local Partnership Program
- Federal 5309 Capital Investments Grants
- Clean CA Local Grant Program
- Congressionally Designated Spending
- TAMC RSTP Competitive Grant Program

In addition to attending webinars for future grant opportunities, staff also participated in several meetings regarding current and future projects, bus procurements, and other capital projects. Update meetings with internal staff were ongoing to address status changes to various active or pending grants and requests for reimbursements. Staff also worked internally to provide information for MST's annual financial audit, DBE tracking, and triennial review.

Grants Summary	
Active Grant Funding	\$ 92,285,710
Grant Funds Pending Award	\$ 52,192,497

Procurements and Purchasing

Procurement efforts for the month included reviewing invoices, tracking supply requisition forms, and placing supply orders for each MST facility. Contract extensions exercising pre-determined option terms as agreed to in the original contracts were executed between MST and Goodyear for tire leasing, as well as between MST and Urban Transportation Associates (UTA) for the automatic passenger counters on the buses. A Request for Quotations (RFQ) was issued on Friday, May 19 for Financial

Auditing Services. The deadline to submit quotes in response to this solicitation is Friday, June 16 at 5:00 P.M. MST's contract with Chidlaw Marketing expires at the end of October. A Request for Quotations (RFQ) has been drafted and will be issued at the end of June. In addition, MST's contract with Pacific Claims Management for Workers Compensation Managed Care Services expires on December 31 of this year. A Request for Proposals (RFP) has been drafted and will be issued at the end of June as well.

Information Technology Update

Operations Technology:

- **Contactless Fare System:** Preparation of the back-end systems necessary for a smooth transition from our current SC Soft contactless card readers (PADs) to PADs from KUBA systems has begun. The back-end changes needed by our payments processor (LittlePay) as well as our current PAD vendor (SC Soft) were completed successfully during the final week of May, allowing the transition team to move to the next steps. KUBA received the PADs that will be deployed to MST during the 2nd week of May and MST, KUBA, and ATT have been working together to ensure that the devices are correctly configured and tested ahead of acceptance and the scheduling of their installation. Currently, we remain on target for a July field test and final deployment of the KUBA PADs.

Cybersecurity:

- **Audit and Review of MST Systems:** I.T. continues to conduct an internal review and asset inventory update at the request of the California National Guard Cyber Network Defense unit in preparation for a systems audit preliminarily planned for the 2nd half of 2023. Preparations for that will continue as part of MST's overall Cybersecurity posture and maintenance program.
- **Identity management:** In conjunction with the project to provide expanded email and communications capability to all staff at MST, I.T. has also been in the process of designing and expanding a tiered identity management system, with the goal of providing a simpler and more secure way of sharing and collaborating information within the organization. Due to delays from the vendor assisting with this project, MST remains in a limited-testing phase, with plans to resume deployment later this summer.

Marketing Update

MST RealTime Usage:

2022	Text	RealTime Phone	App Sessions	App Users
May	4,311	766	112,898	2,736
June	4,025	844	97,975	2,536
July	4,037	847	105,717	2,603

August	4,761	871	143,536	3,350
September	5,841	689	161,032	3,341
October	7,947	778	135,989	3,022
November	6,047	771	136,873	3,084
December	6,375	1,030	112,856	2,990

2023	Text	RealTime Phone	App Sessions	App Users
January	4,889	906	157,511	3,190
February	4,746	632	145,138	3,121
March	5,334	801	102,535	3,040
April	5,351	684	89,982	3,250
May	5,864	775	82,072	3,343

Transit App: For the month of May, there were a total of 531 downloads for the Transit App. The top three most popular routes that users tapped from the home screen were:

1. Line Jazz B – 12,202 taps
2. Line Jazz A – 8,737 taps
3. Line 20 – 7,639 taps

Published news stories include the following:

- “California’s ‘Mobility Marketplace’ Completes First Full Year with Few Agencies Ordering Open-Loop Technology So Far” (Mobility Payments, 05/18/2023)
- “Job fair June 7 aims to help storm recovery in Pajaro” (Fox KTVU, 05/24/2023)
- “Ride the FREE Monterey Trolley” (See Monterey, 05/24/2023)
- “Caltrans Awarded \$7.7M Advanced Technology Grant – SCVNews.com” (My News 24x7)
- “Memorial Day weekend marks return of free Monterey Trolley” (The Mercury News, 05/27/2023)

Press releases sent include:

- Monterey-Salinas Transit (MST) Service Changes Go Into Effect Beginning Saturday, May 27th (5/19/2023)
- MST Bus Service on Memorial Day (5/23/2023)

Projects:

The following activities were undertaken during the month:

- SURF! community testimonial video production
- SURF! Transit Fair & Family Fun Day event coordination
- Summer Youth Pass Outreach
- Tabling at the Pacific Grove Gold Old Days Street Festival
- Parent field trip for parents from El Sausal Middle School to Hartnell College main campus using MST

- LCTOP Group Discount Pass Program promotion
- Senior Transit Day at Mobility Services Center
- MST RIDES Ecolane App launch support

External Collaboratives/Meetings/Committees:

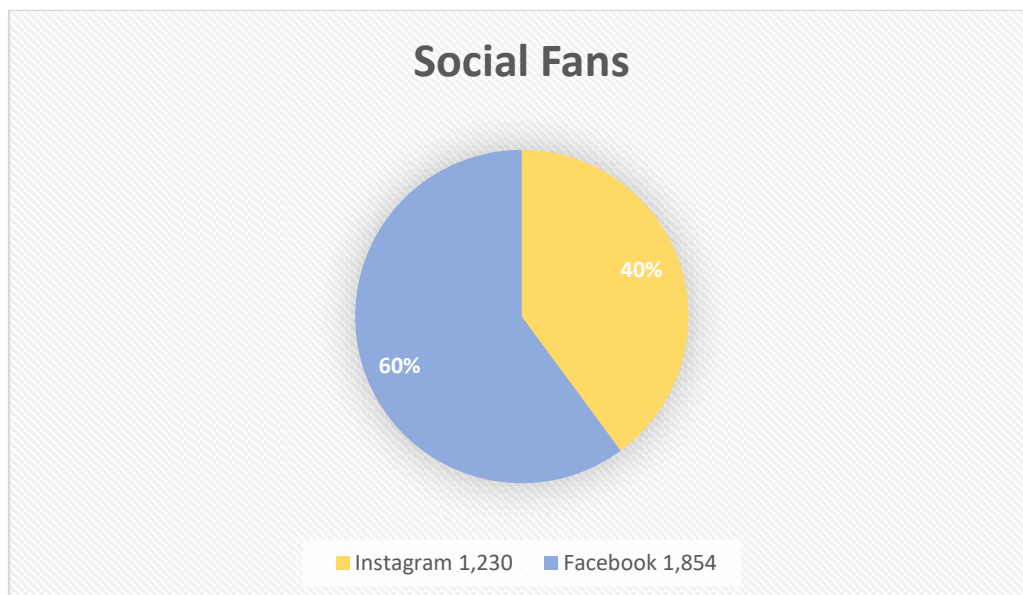
- Cal-ITP Contactless Fare Payment Customer Service and Operations meetings
- SURF! Outreach Coordination and material production meetings
- Senior Transit Day Planning Committee meetings
- CBSM Workgroup
- Senior Transit Day Committee
- Mobility/Travel Training content creation

Social Media:

Posts & Stories created during the month of May:

- MST Go Pass Outlets
- Navigator appreciation
- Survey
- Reel highlighting Utilities Team
 - Gloria Jean Tate Pump Track Grand Opening
 - Trolley Season
 - Senior Transit Day
 - Wave/Trolley 30th Anniversary
 - Memorial Day

Social Media Performance:



Overview by Social Media Platform:

Instagram



Facebook



Planning Update

Service Planning and Standard Reporting

Throughout the month, planning staff was finalizing work for the May service change to restore trolley service. Customer service reports were responded to throughout the month.

Transit-Oriented Development Planning Study

Work continued work on the Transit-oriented Development (TOD) planning study in support of the *SURF!* Busway and Bus Rapid Transit project. Staff worked with the consultant to review materials for the draft implementation strategy and presentations were given to the TAMC Bicycle and Pedestrian Committee as well as the TAMC Technical Advisor Committee.

Development Review

During the month of May, staff reviewed and commented on development projects and/or proposed ordinances:

- Draft Program Environmental Impact Report (EIR) for the City of Del Rey Oaks Housing Element Update
- Pavement Recycling Facility Project Draft Initial Study/Mitigated Negative Declaration (Del Rey Oaks)
- San Juan Grade Road Sidewalk and Street Light Improvements Project (Salinas)
- Main Street at Lamar Street Pedestrian Enhancements (Salinas)
- Ordinance Repealing Article XIV of Chapter 20 of the Salinas Municipal Code (Prohibition on Cruising)
- New Fort Ord Courthouse Draft Environmental Impact Report (Seaside)

Regional Planning

Throughout the month, staff continued participating in meetings with various local agencies, including the Transportation Agency for Monterey County and Association of Monterey Bay Area Governments. Staff also participated in the Visión Salinas 2040 Steering Committee meeting.

Staff met with a teacher from York School, and the two will partner on a student-led research project to be presented to MST's Board later this year.

Blank Page

CALIFORNIA TODAY

Why California Transit Agencies Are Rebounding at Such Different Rates

Who rides public transportation has shifted since the onset of the coronavirus pandemic.



By Soumya Karlamangla

June 21, 2023



Remote work is enduring for many office workers, and few major American transit systems have suffered more because of it than Bay Area Rapid Transit. Jim Wilson/The New York Times

In California, already famous for its love of automobiles, our dependence on cars only deepened during the coronavirus pandemic, as millions of people stopped commuting by train or bus.

Bay Area Rapid Transit, which for decades catered to workers headed to downtown San Francisco from the suburbs, has been hit particularly hard by the shift to remote work, and it is now scrambling for ways out of a deep financial hole. The ridership on the 131-mile network these days is only about 35 percent of what it was before the pandemic, according to the American Public Transportation Association.

This dismal rebound isn't universal across California. The San Francisco-focused Muni system, Los Angeles's buses and trains, and the AC Transit bus service based in Oakland have all been doing much better in 2023 so far, carrying closer to two-thirds of their prepandemic ridership.

On the other hand, Caltrain, the Silicon Valley commuter rail service, has been faring even worse than BART, attracting only one-quarter of its former ridership, according to the transportation association.

The variance among these transit systems reveals something about how public transportation functions in our state — and perhaps offers some clues as to its future.

For example, take Los Angeles's sprawling Metro system.

Compared with BART, largely a commuter rail line for affluent workers, the Metro agency in Los Angeles, which offers bus, subway and light rail service, serves a lower-income population that is less likely to be able to work from home or to afford a car. Metro's rebound has been much greater than BART's in part because so many of its customers have no other option.

In April, ridership on buses in Los Angeles — by far the most popular mode of mass transit in the city — was almost 80 percent of what it had been in April 2019, according to agency data. The Mercury News reported last summer that more people were using public transportation in Los Angeles than in the Bay Area, a historic reversal.

Brian D. Taylor, director of the Institute of Transportation Studies at U.C.L.A., noted that public transit had long sought to serve two distinct populations: workers with means, who can be lured out of their cars if public services are convenient enough, and lower-income people who rely on public transit as their only way to get around.

Up until the pandemic, BART was thriving alongside a booming tech industry, making a good case for the power of the first group, Taylor told me. Ridership on BART and Caltrain, which also served technology workers, was growing while other California transit agencies were lagging, he said.

"Then the pandemic hits, and the script flips entirely," Taylor said. "Downtown San Francisco has had the slowest recovery of any downtown in the country, so the shining bright spot of public transit in California suddenly became the biggest Achilles' heel."

He added: "In many ways, L.A. rebounded faster and has recovered more because it didn't have as many affluent riders to lose."

There's also been a shift in the kinds of trips people are making. Instead of commuting to the office in rush hour every morning, people might be more likely to pop out in the middle of the day to run to the grocery store or pick up their children from school, or get on the train to meet friends in the evening.

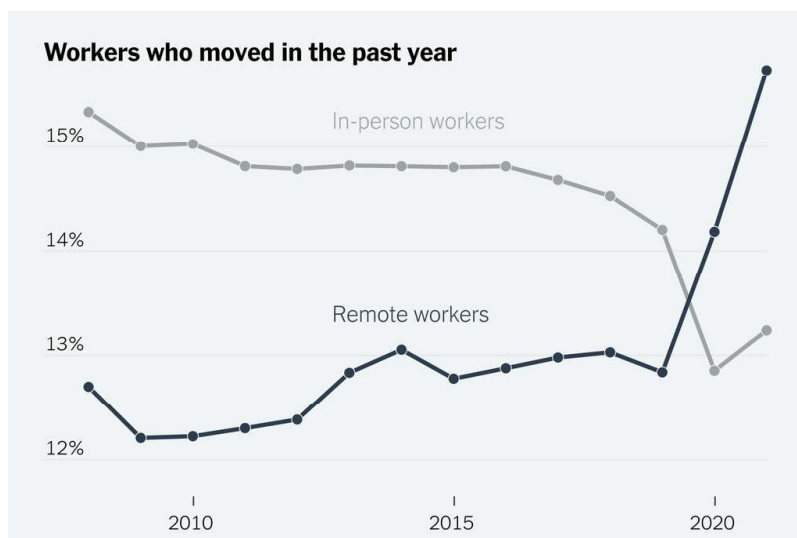
To adapt, BART is planning to shift its schedule to reduce weekday rush-hour service and offer more weekend and evening trips instead.

There's also the question of where a bus or train makes stops. Rail systems tend to serve fewer, more concentrated destinations, while bus systems stretch farther into neighborhoods and reach a more diverse set of locations. BART mainly shuttles people between the suburbs and San Francisco's downtown commercial centers, while the Los Angeles bus system stretches into all pockets of the city.

"It's like a scrambled egg, where people are working and living and going in all different directions," said Ethan Elkind, an environmental law professor at the University of California, Berkeley, who wrote a book on the history of the Los Angeles subway system. "It's a different ridership and a different mix of destinations. And BART really lived and died — and is mostly dying now — by the office environment of downtown San Francisco."

For more:

- Read my article on how transit agencies are trying to reinvent themselves.



The rest of the news

- **Remote work:** Worker mobility has been driven by remote workers who are seeking new housing in either the same metro areas or in other parts of the country. San Francisco, San Jose and Los Angeles are among the major U.S. cities with the highest net losses of remote workers.

- **Return-to-office push:** Employers are trying incentives like \$10 donations to the charity of an employee's choice — and consequences like poor performance evaluations if workers don't make the trek in.

SOUTHERN CALIFORNIA

- **Residential village:** The University of California, San Diego, will start building a 2,400-bed residential village and a large student union this week, The San Diego Union-Tribune reports.
- **Majors assault trial:** The actor Jonathan Majors appeared in a Manhattan courtroom on Tuesday morning at a brief hearing that set an August trial date for his misdemeanor assault case.
- **Potential disbarment:** The lawyer John Eastman, a leading architect of some of former President Donald Trump's efforts to remain in power after the 2020 election, faces possible disbarment in disciplinary proceedings in Los Angeles, The Associated Press reports.
- **Bused migrants:** More than 22,000 migrants have been bused to California from Texas, and Rob Bonta, the California attorney general, said his office was looking into the conditions in which the migrants were transported, The Los Angeles Times reports.
- **Search for Sands:** The search has resumed for the British actor Julian Sands, who was reported missing in January in the San Gabriel Mountains northeast of Los Angeles, CNN Entertainment reports.

CENTRAL CALIFORNIA

- **Budget:** The trustees of the Fresno Unified School District are weighing a 2023-24 budget that tops \$2 billion — an increase of just under \$300 million from the previous school year, The Fresno Bee reports.

NORTHERN CALIFORNIA

- **Mpox:** Public health experts in San Francisco are worried about the potential for another wave of cases of mpox, the disease formerly known as monkeypox, The San Francisco Chronicle reports.



The Fiscalini Ranch Preserve in Cambria. George Rose/Getty Images

Where we're traveling

Today's tip comes from Evelyn Henry, who recommends visiting Cambria on the Central Coast: "Quiet, quaint, full of relaxing places to visit, good food and historical parks close by. Scenery is amazing."

Tell us about your favorite places to visit in California. Email your suggestions to CAtoday@nytimes.com. We'll be sharing more in upcoming editions of the newsletter.

Tell us

We're almost halfway through 2023! What are the best things that have happened to you so far this year? What have been your wins? Or your unexpected joys, big or small?

Tell me at CAToday@nytimes.com. Please include your full name and the city where you live.

And before you go, some good news

Tanishq Mathew Abraham, a 19-year-old from Sacramento, has become one of the world's youngest Ph.D. holders, after successfully defending his dissertation last month, KTXL-TV reports.

Abraham, who studied biomechanical engineering at the University of California, Davis, credited his parents and sister with helping him achieve his goal. (His sister is also gifted: She graduated from U.C. Davis at 16.)

"Without their love and support, I wouldn't be here today," he told the news outlet.

Thanks for reading. I'll be back tomorrow. — Soumya

P.S. Here's today's Mini Crossword.

Briana Scalia and Johnna Margalotti contributed to California Today. You can reach the team at CAtoday@nytimes.com.

Sign up here to get this newsletter in your inbox.

Soumya Karlamangla is the lead writer for the California Today newsletter, where she provides daily insights and updates from her home state. [@skarlamangla](#)

Date: June 28, 2023

To: Carl Sedoryk, General Manager/CEO

From: **NKT** Norman K. Tuitavuki, Chief Operating Officer

Subject: Alliance for Renewable Clean Hydrogen Energy Systems (ARCHES) Update

This memorandum describes the benefits and advantages of Monterey-Salinas Transit District (MST) member cities joining the Advancing Renewable Hydrogen Economy in California and beyond (ARCHES) initiative. ARCHES is a public-private partnership to create a sustainable statewide clean hydrogen hub in California and beyond, utilizing local renewable resources to produce hydrogen with the objective of fully decarbonizing the regional economy, while prioritizing environmental justice, equity, economic leadership, and workforce development.

The transition to hydrogen as an alternative fuel aligns with MST's Zero Emission Rollout Plan and California's Innovative Clean Transit (ICT) regulation. As a reminder, the ICT regulation requires all California-based transit agencies (of a certain size and location) to fully transition from fossil fuel-powered buses to zero-emission buses by 2040 – that deadline to transition is quickly approaching.

ENVIRONMENTAL SUSTAINABILITY:

Joining ARCHES would allow MST member cities to significantly contribute to environmental sustainability. Hydrogen, as a clean energy source, emits zero greenhouse gases or harmful pollutants when used. By supporting the creation of a hydrogen hub, MST member cities can play a crucial role and show they are reducing carbon emissions.

LOCAL RENEWABLE RESOURCES:

ARCHES emphasizes the use of local renewable resources for producing hydrogen. California boasts an abundant supply of renewable energy sources such as solar, wind, and geothermal power. Joining ARCHES would allow MST member cities (and MST) to leverage these resources to produce hydrogen locally, fostering energy independence and reducing reliance on non-renewable energy sources.

ECONOMIC LEADERSHIP and WORKFORCE DEVELOPMENT:

Joining and participating in ARCHES presents opportunities for MST member cities to position themselves as leaders in the emerging hydrogen economy. The ARCHES initiative focuses on fostering economic growth and job creation through the development of hydrogen-related industries, infrastructure, and technologies.

Membership can attract investments, promote innovation, encourage the growth of a skilled, locally based workforce, and stimulate economic growth and development.

ENVIRONMENTAL JUSTICE AND EQUITY:

ARCHES prioritizes environmental justice and equity, aiming to ensure the benefits of the clean hydrogen economy reach all communities. By joining ARCHES, MST member cities can actively contribute to addressing environmental disparities, particularly in underserved and marginalized communities. ARCHES emphasizes the inclusion of diverse voices, promoting engagement and collaboration with community stakeholders.

In conclusion, joining the ARCHES initiative presents numerous opportunities and benefits for MST member cities and MST. I recommend MST member cities access the ARCHES website, <https://archesh2.org/> to learn more about the initiative and how to join the ARCHES network.

To: Carl Sedoryk, General Manager / CEO

From: Andrea Williams, Finance Manager

Date: June 27, 2023

Subject: Plan's Funded Status/Unfunded Accrued Liability

As a follow-up to a question asked at the June 12, 2023 Board Meeting, I have included the Plan's Funded Status below which includes the unfunded accrued liability as of June 30, 2021. Below is information from MST's most recent Actuarial Valuation report from CalPERS:

Plan's Funded Status

	June 30, 2020	June 30, 2021
1. Present Value of Projected Benefits	\$114,963,935	\$124,613,454
2. Entry Age Accrued Liability	95,442,750	102,355,238
3. Market Value of Assets (MVA)	78,284,473	95,618,489
4. Unfunded Accrued Liability (UAL) [(2) – (3)]	\$17,158,277	\$6,736,749
5. Funded Ratio [(3) / (2)]	82.0%	93.4%

The UAL and funded ratio are assessments of the need for future employer contributions based on the actuarial cost method used to fund the plan. The UAL is the present value of future employer contributions for service that has already been earned and is in addition to future normal cost contributions for active members. The funded ratio, on the other hand, is a relative measure of funded status that allows for comparison between plans of different sizes. For measures of funded status that are appropriate for assessing the sufficiency of plan assets to cover estimated termination liabilities, please see "Hypothetical Termination Liability" in the "Risk Analysis" section.

Blank Page

California's 'Mobility Marketplace' Completes First Full Year with Few Agencies Ordering Open-Loop Technology So Far

The first quarter of 2023 showed some growth, and a big order will come from passenger-rail provider Capitol Corridor, but overall the Cal-ITP model still has much to prove.

Dan Balaban May 18, 2023 Open Loop Cal-ITP, Capitol Corridor

In its first full year of operation, a state-backed program in California targeted at small to mid-sized transit agencies—encouraging them to buy open-loop payments technology—has attracted orders from just six agencies and one small group.

The agencies, mostly small city bus operators, but including a commuter rail operator, ordered a combined \$992,400 in validators and related hardware and installation to accept credit and debit cards and open-loop credentials on NFC devices. (See chart on this page.)

The agencies placed the orders over a 12-month period ending in March 2023 from vendors with master service agreements awarded by the state. The California Integrated Travel Project, or Cal-ITP, a small unit of the state Department of Transportation, set up the program, dubbing it the "Mobility Marketplace." Cal-ITP opened the sales of validators and "transit processing" services not only to California's roughly 300 transit agencies but to agencies throughout the U.S.

Capitol Corridor to Spend \$2.5 million

None of the seven projects were live beyond the pilot phase as of March. That includes the biggest project to date, with Capitol Corridor, a major commuter and intercity rail provider serving Northern California between Silicon Valley and Sacramento via the San Francisco Bay Area. Capitol Corridor contracts with Amtrak to provide the actual rail service and also ticketing.

Capitol Corridor in the second quarter of 2022 ordered just under \$322,000 worth validators and related equipment and services from UK-based supplier Kuba. These validators were apparently only for the first phase of a pilot, which Capitol Corridor launched in March 2023, with 100 users. This phase puts four validators in only the last car of each train.

A spokeswoman, however, told *Mobility Payments* that Capitol Corridor is spending a total of \$2.5 million for "payment-reader hardware and installation fees." **Update:** She later said the money also will pay for marketing and branding. **End update.**

That will put validators and readers in all train cars, starting this summer, for a second phase of the pilot and for the eventual rollout. It will equip 75 train cars. Capitol Corridor also has been awarded state grant funds to equip buses that feed into its stations with EMV-enabled readers. Capitol Corridor has 18 stations and had pre-Covid ridership of just under 1.8 million in fiscal year 2019.

But the Capitol Corridor Joint Powers Authority, or CCJPA, which is administered by representatives of six transit agencies and eight counties, may be an exception in terms of business prospects for Cal-ITP's Mobility Marketplace.

Capitol Corridor is actually involved in running Cal-ITP as a "fiscal sponsor." This means CCJPA "provides financial oversight and ensures best practices for the (Cal-ITP) project," the spokeswoman said. Cal-ITP gets its funding from state transportation agencies.

Mostly Small Agencies

According to state quarterly usage reports for the master service agreements, besides Capitol Corridor, all of the five other agencies and one small group placing orders via Cal-ITP through March were small bus operators. The group, called the Far North Group, is made up of four bus agencies—most very small—in far Northern California. (Cal-ITP through consulting firm Rebel Group, offers some technical assistance, especially to small agencies to help them procure open-loop technology. That includes helping them draft a statement of work, or SOW, for their projects.)

The usage reports, obtained by *Mobility Payments*, show that vendors invoiced agencies for a total of \$502,000 in validators, certified EMV readers and related hardware and installation costs during the first quarter of 2023.

That represents a little more than half of the yearly total for the Cal-ITP program. So this shows definite growth as compared with the last two quarters of 2022, during which vendors only invoiced a total of \$114,000, as *Mobility Payments* reported in March.

But only one new customer, a suburban city bus agency in Southern California, Anaheim Regional Transportation, ordered validators and related hardware and costs via Cal-ITP during the first quarter of 2023. The agency made a \$69,100 purchase of validators from Singapore- and India-based SC Soft.

There were two other small agencies, Monterey-Salinas Transit, and the Santa Barbara Metropolitan Transit District, that placed orders totaling just under \$315,000 from Kuba during the latest quarter. But these two agencies have been holding pilots through the Cal-ITP program for the past year or two. These new orders might be for rollouts of the open-loop technology.

In addition, during the latest quarter there were orders totaling just over \$117,00 from the four small bus agencies in far Northern California, adding to the \$65,000 combined that the four agencies ordered last year.

The group, while contracting separately with vendors, jointly planned the procurements. Humboldt Transit Authority, the largest agency of the four, leads the group. Humboldt Transit bought a total of around 100 validators through March 2023 and soft-launched its open-loop service that month. It will start marketing the service next month, general manager Greg Pratt told *Mobility Payments*.

Cal-ITP Procurement Model has Much to Prove

Transit agencies can usually get grant funds to pay for hardware and other capital costs they buy under the Cal-ITP program.

But the Transit and Intercity Rail Capital Program, or TIRCP, a major state grant program for transit agencies in California, listed only around 10 awards mentioning contactless payments during the last two award cycles. That includes the latest awards announced in April 2023.

Of the agencies receiving these grants, which go for a variety of other equipment, as well, at least four had placed orders with Cal-ITP vendors as of March. That includes Capitol Corridor, and small agencies in Santa Barbara, Anaheim and Mendocino—the latter part of the Far North Group. In addition, while Sacramento Regional Transit, or SacRT, hasn't placed an order yet that has been invoiced by vendors as of March, it has held an open-loop pilot. It is expected to order soon.

There were only a small handful of agencies that mentioned they would use the state grant funds for contactless payments equipment, but which have not yet ordered under the Cal-ITP program. One is the city of Pasadena, near Los Angeles. Others include the bus connections for Capitol Corridor stations, which will take in Santa Cruz Metro. There is also an agency in San Joaquin Valley in Central California and one for the tiny city of Wasco, near Bakersfield.

Meanwhile, of the six vendors the state of California contracted with for its Cal-ITP program, only two have reported any revenue the past year, Kuba and SC Soft. Another of the vendors, Australia- and UK-based payment service provider Littlepay, listed four transit agencies and the Far North group on its latest usage report for the first quarter of 2023, with which it apparently has contracts to calculate and "process" fares.

That includes Capitol Corridor and SacRT. But Littlepay has reported no processing revenue in any quarter. The California Department of General Services confirmed that this is because all of the projects it handles are still pilots.

The three other vendors with master service agreement through the state: Germany-based INIT, Canada-based Enghouse and U.S.-based Bytemark, are still believed not to have received any orders through the program. As *Mobility Payments* reported earlier, this is likely because Littlepay, Kuba and SC Soft are offering lower prices than these other vendors. Included in the lower prices are a waiver of costly integration fees by these three vendors because Littlepay's platform is pre-integrated with the two validator suppliers—one of which, Kuba, is a sister company.

Cal-ITP has been in discussions with U.S. federal procurement agency General Services Administration, or GSA, to open the latter's Multiple Award Schedule, or MAS, program, to validator suppliers. GSA has agreed to do so, as *Mobility Payments* reported. As with the Cal-ITP program, vendor contracts through GSA come with no guaranteed sales.

As reported, Cal-ITP's efforts to expand the availability for fare validators through GSA appear to be a tacit admission that the three vendors under contract by the state of California are insufficient to meet Cal-ITP's goals of making open-loop payments equipment available to small and mid-sized transit agencies throughout California and across the U.S.

California officials also apparently believe there is much more demand among U.S. transit agencies to buy validators and other technology needed for open-loop payments. And they believe the modular approach to procuring this technology that Cal-ITP uses would serve small agencies well.

Still, there has been only one transit agency outside of California—Coast RTA of Myrtle Beach, South Carolina—that had procured validators through Cal-ITP as of March.

And with Coast RTA and only five other agencies and a small group ordering equipment totaling less than \$1 million during the first year of operation of California's Mobility Marketplace, it's evident that the Cal-ITP procurement model still has much to prove in the market.

Orders of Open-Loop Technology Via Cal-ITP: Seven Projects after First Full Year



Article Highlights

Key Takeaway:

In its first full year of operation, a state-backed program in California targeted at small to mid-sized transit agencies—encouraging them to buy open-loop payments technology—has attracted orders from just six agencies and one small group.

Key Data:

- **Chart:** Invoiced Orders for Seven Projects

Organizations Mentioned:

- Cal-ITP
- Capitol Corridor
- SacRT
- Humboldt Transit
- MST (Monterey-Salinas)
- Coast RTA

Job fair June 7 aims to help storm recovery in Pajaro

By Thomas Hughes | Published May 24, 2023 | Winter Weather | Bay City News | ➔

PAJARO, Calif. - A job fair will be held in the Pajaro community of [Monterey County](#) on June 7 as residents there and elsewhere in the county continue the recovery from winter storms.

The storm disaster recovery center at Pajaro Park will be closed on Monday for Memorial Day but will reopen Tuesday at 9 a.m.

Representatives from the Federal Emergency Management Agency and the U.S. Small Business Administration said during a virtual press conference led by the county Wednesday that the center there and at the [Santa Cruz County](#) governmental center will be open for the foreseeable future.

The disaster centers were opened in the wake of rainstorms that lasted from late December through March. The storms caused flooding and damage in several areas, including the Pajaro community in North Monterey County, prompting President [Joe Biden](#) to issue a federal disaster declaration.

FEMA has so far approved \$2 million in individual assistance grants and has registered 1,400 residents for assistance, according to Tiana Suber, a FEMA representative.

The SBA has approved 24 home loan applications, 17 economic injury disaster loans and 14 business loans, for a total of \$1.5 million, according to Marielli Carty Del Rosario with the SBA. The agency has received 863 referrals from FEMA for eligible applicants.

Pajaro residents can board Monterey-Salinas Transit buses for free in Pajaro through June 30, according to MST representative Ikuyo Yoneda-Lopez.

The job fair on June 7 will be held from 1-4 p.m. at Our Lady of the Assumption Church at 100 Salinas Road in Pajaro.

The fair will be hosted by the Monterey County Workforce Development Board and the Santa Cruz County Workforce Development Board.

"We're happy to be hosting the event in an effort to spur economic improvement to an area that's been severely impacted due to flood damages," said Christopher Donnelly, Monterey County Workforce Development's executive director.

Employers interested in attending can contact Monterey Workforce Development representatives Diego Anguiano at (831) 597-4375 or Laura Kershner at (831) 796-3341.

Ride the FREE Monterey Trolley

Posted on: Wednesday, May 24, 2023 6:00 AM by
Marliese Myers

Skip the hassle of circling around for parking and catch the **MST Trolley Monterey** and let the trolley give you a fast, convenient and **free** ride. Monterey's trolley runs daily throughout the summer months (Memorial Day through Labor Day) and weekends during the off season. Look for the green MST Trolley signs to board along the route. These cozy trolleys are not only a unique way to see the city but are extremely convenient with departures every 10-15 minutes from 10 a.m. to 6 p.m.

The MST Monterey Trolley visits downtown **Monterey, Old Fisherman's Wharf, Cannery Row** and **Monterey Bay Aquarium**. Additional stops are conveniently located at the Monterey Conference Center, downtown parking garages at Tyler Street and Del Monte Avenue, as well as the Cannery Row Garage on Foam and Hoffman, ensuring that you can step straight from your car or downtown hotel onto a free trolley. The MST Trolley departs from the Downtown Parking Garages at Tyler Street and Del Monte Avenue and at the Cannery Row Garage on Foam and Hoffman. There is no cost to ride a classic MST Trolley! Note: All day parking until midnight, and then the meter resets for the next day.

For more information on the MST Monterey Trolley, visit the **MST website**.



Caltrans Awarded \$7.7M Advanced Technology Grant – SCVNews.com

The California Department of Transportation has introduced that it was awarded \$7.7 million in federal Advanced Transportation Technology and Innovation grant funding to assist the Southern California Mobility Wallet, an modern manner to enhance entry to transportation via a seamless fee system.

"We have to innovate and incorporate technology in order to meet the transportation needs of all Californians," mentioned Caltrans Director Tony Tavares. "This grant will increase access and mobility for underserved communities and help move California toward a universal payment system for transit."

The Advanced Transportation Technology and Innovation grant will broaden the Southern California Mobility Wallet venture, which makes use of "open-loop" funds know-how to supply seamless fee to freeway and transit companies for Los Angeles County residents. An open-loop system permits vacationers to pay with financial institution or bank cards to entry totally different distributors, facilitating a number of public transit or freeway funds and bettering the expertise throughout all modes of journey together with public transit, electrical car charging stations, and roadway tolling.

The venture additionally points direct funds to Los Angeles County residents to pay for mobility companies, enabling vacationers to buy rides on native public transportation with their contactless credit score and debit playing cards. Residents with out entry to conventional banking shall be issued a contactless debit card that can be utilized at any retailer that accepts financial institution card funds, and funds shall be immediately issued to this card for his or her mobility wants.

The Southern California Mobility Wallet stems from a partnership between the Los Angeles County Metropolitan Transportation Authority and Caltrans, which created and manages the California Integrated Travel Project, an initiative to broaden multimodal journey all through California by standardizing funds, journey planning, and buyer reductions.

The California Integrated Travel Project has efficiently led contactless open-loop fee implementations in California on Monterey-Salinas and Santa Barbara buses; Sacramento gentle rail; intercity passenger rail between Sacramento and the San Francisco Bay Area; on-demand transit vans; and LAX's FlyAway bus, which connects airport passengers to commuter rail in Los Angeles. [Learn more about Cal-ITP at calitp.org](https://calitp.org).

Advanced Transportation Technology and Innovation grants are administered by the U.S. Department of Transportation's Federal Highway Administration and funded by the federal Infrastructure Investment and Jobs Act of 2021 (IIJA). Also often known as the "Bipartisan Infrastructure Law," the IIJA is a once-in-a-generation funding in our nation's infrastructure to enhance the sustainability and resiliency of our power, water, broadband and transportation techniques.

Since November 2021, California has acquired \$20 billion in federal infrastructure funding. That contains greater than \$15 billion in federal transportation funding to improve the state's roads, bridges, rail, public transit, airports, electrical car charging community, ports, and waterways. These transportation investments alone have already created practically 48,000 jobs.

Memorial Day weekend marks return of free Monterey Trolley

By [BAY CITY NEWS SERVICE](#) | Mercury News
May 27, 2023 at 9:59 a.m.

By Bay City News

The Monterey Trolley is rolling again.

Monterey-Salinas Transit started free trolley service around the City of Monterey for the summer season on Saturday.

The trackless trolley will run from 10 a.m. to 6 p.m. through Labor Day.

MST spokesperson Ikuyo Yoneda-Lopez said the trolley is recognizable because of its distinct bells and is beloved by tourists and locals alike.

"[It's] a great way to avoid parking, congestion, traffic, and kind of help our environment," Yoneda-Lopez said.

The trolley runs in a loop from downtown Monterey to the aquarium, stopping at Fisherman's Wharf, Cannery Row and other stops along the way.

Another service change for summer will see the MST route from Salinas to the campus of California State University Monterey Bay suspended until fall classes resume on Aug. 21.

Board Report
MONTEREY-SALINAS TRANSIT DISTRICT

Vendor ledger Entry: Posting Date 05/01/23..05/31/23

Check Date	Check No.	No.	Name	Description	Sum of Amount
5/1/2023	66891	ACC40	ACCURATE BACKGROUND INC	Background Services	(493.65)
5/1/2023	67152	070	CHARLES MELL	PURCH TRANS-RIDES-CERT. TAXI	150.00
5/1/2023	67158	GIL10	GILLUG LLC	REVENUE PARTS	31,743.75
5/1/2023 Total					31,400.10
5/3/2023	67214	COA50	SC FUELS	DIESEL FY23 DIESEL CIW TDA KC	71,463.68
5/3/2023	67214	COA50	SC FUELS	DIESEL SALES TAX	3,796.53
5/3/2023	67215	COA51	SC FUELS	FUEL PURCHASE - SHIP TO MV	65,804.43
5/3/2023 Total					141,064.64
5/5/2023	67159	4IM10	4IMPRINT INC.	MARKETING SUPPLIES- SENIOR TRANSIT DAY GIVEAWAYS	532.21
5/5/2023	67160	AFLAC	AFLAC	EE HEALTH/LIFE INS. DEDCTN	5,893.20
5/5/2023	67161	ALV11	ALVAREZ TECHNOLOGY GROUP INC	Agreement Cloudfinder Backup	225.00
5/5/2023	67161	ALV11	ALVAREZ TECHNOLOGY GROUP INC	Agreement CyberProtect Managed Services	8,000.00
5/5/2023	67161	ALV11	ALVAREZ TECHNOLOGY GROUP INC	Agreement Threatlocker	756.00
5/5/2023	67161	ALV11	ALVAREZ TECHNOLOGY GROUP INC	MSTLAB server - support and services	486.00
5/5/2023	67161	ALV11	ALVAREZ TECHNOLOGY GROUP INC	MV Firewall - support and services	635.71
5/5/2023	67162	AME50	AMERICAN SUPPLY COMPANY	BUILDING CLEANING SUPPLIES	246.55
5/5/2023	67162	AME50	AMERICAN SUPPLY COMPANY	SHELTER & BUS STOP SUPPLIES	147.94
5/5/2023	67162	AME50	AMERICAN SUPPLY COMPANY	SHOP AND UTILITY SUPPLIES	393.30
5/5/2023	67163	ATT15	AT&T MOBILITY	COMPUTER MAINTENANCE	9,313.76
5/5/2023	67164	BEN10	BENEFIT COORDINATORS CORPORATION (BCC)	EE HEALTH/LIFE INS. DEDCTN	21,423.90
5/5/2023	67165	CAL20	CALIFORNIA AMERICAN WATER	WATER & FIRE PROTECTION	1,324.29
5/5/2023	67166	CALFIR	CALIFORNIA FIRE PROTECTION INC	FIRE EXTINGUISHER SERVICE	295.00
5/5/2023	67167	CAR2W	CARLON'S FIRE EXTINGUISHER	FIRE EXTINGUISHER SERVICE	303.18
5/5/2023	67168	CAR40	WASTE MANAGEMENT CORPORATE	DISPOSAL & SEWER	619.31
5/5/2023	67169	CHA11	CHARGEPOINT INC.	3-YEAR WARRANTY, TDA CHARGEPOINT CHARGERS	18,840.00
5/5/2023	67170	CIN20	CINTAS CORPORATION	COVID-19	156.58
5/5/2023	67170	CIN20	CINTAS CORPORATION	LAUNDRY Facilities	196.66
5/5/2023	67170	CIN20	CINTAS CORPORATION	LAUNDRY Maintenance	914.09
5/5/2023	67171	COM14	COMMUTE WITH ENTERPRISE	FY23 Vanpool Services	9,000.00
5/5/2023	67172	CSC10	C S C OF SALINAS	BUILDING AND EQUIPMENT MAINT	65.12
5/5/2023	67173	DOC20	DOCTORS ON DUTY MEDICAL GROUP	PHYSICAL EXAMS	300.00
5/5/2023	67175	FAS20	FASTENAL COMPANY	COVID 19	160.27
5/5/2023	67175	FAS20	FASTENAL COMPANY	REVENUE PARTS	(2.98)
5/5/2023	67175	FAS20	FASTENAL COMPANY	SHOP SUPPLIES	3,300.49
5/5/2023	67177	GRA30	GRAINGER	BUILDING AND EQUIPMENT MAINT	3,174.12
5/5/2023	67177	GRA30	GRAINGER	NON STOCK SHOP SUPPLIES FOR ALL 3 SHOPS	267.68
5/5/2023	67178	HAR30	THE HARTFORD	EE HEALTH/LIFE INS. DEDCTN	3,326.56
5/5/2023	67179	HOL131	HOLT FILTRATION	REVENUE PARTS	353.10
5/5/2023	67180	IMP10	IMPERIAL SUPPLIES LLC	SHOP SUPPLIES	176.36
5/5/2023	67181	JAN10	THE JANEK CORPORATION	FAREBOX PARTS	327.75
5/5/2023	67182	JOH20	JOHNSON ASSOCIATES	SUPPORT VEHICLE PARTS	137.58
5/5/2023	67183	KAR15	KARINA RUIZ	PUBLIC LIABILITY	1,374.02
5/5/2023	67184	KEL20	KELLY-MOORE PAINT CO	BUILDING AND EQUIPMENT MAINT	128.13
5/5/2023	67184	KEL20	KELLY-MOORE PAINT CO	SHELTER & BUS STOP SUPPLIES	420.84
5/5/2023	67185	KIM20	KIMLEY-HORN & ASSOCIATES INC	BUS RAPID TRANSIT	8,649.00
5/5/2023	67185	KIM20	KIMLEY-HORN & ASSOCIATES INC	SURFI BUSWAY AND BUS RAPID TRANSIT	232,304.48
5/5/2023	67186	LEA12	LEADERSHIP TALENT SOLUTIONS	ELT Strengths Workshop	5,000.00
5/5/2023	67187	LIF10	LIFT-U	REVENUE PARTS	99.56
5/5/2023	67188	LISRHE	LISA RHEINHEIMER	1st Day of Travel May 19, 2023, Houston, TX, APTA Transit CEO Seminar	51.75
5/5/2023	67188	LISRHE	LISA RHEINHEIMER	2nd Day of Travel May 20, 2023, Houston, TX, APTA Transit CEO Seminar	69.00
5/5/2023	67188	LISRHE	LISA RHEINHEIMER	Last Full Day of Travel, May 21, 2023, Houston, TX, APTA Transit CEO Seminar	69.00
5/5/2023	67189	LISRHE	LISA RHEINHEIMER	1st day of Travel, May 15, Sacramento, CA, CTA Spring Leg Conference	51.75
5/5/2023	67189	LISRHE	LISA RHEINHEIMER	Overnight & Last Day of Travel May 16, Sacramento, CA, CTA Spring Leg Conference	69.00
5/5/2023	67190	MICOVER	MICHELLE OVERMEYER	1st Day of Travel May 15, 2023, Sacramento, CA, CTA Spring Leg Conference,	51.75
5/5/2023	67190	MICOVER	MICHELLE OVERMEYER	Overnight & Last Day of Travel May 16, 2023, Sacramento, CA, CTA Spring Leg Conference	69.00
5/5/2023	67191	MON45	MONTEREY PENINSULA POWDER	BUSES	250.00
5/5/2023	67192	MSB10	M & S BUILDING SUPPLY INC.	BUILDING AND EQUIPMENT MAINT	23.37
5/5/2023	67193	MVT11	MV TRANSPORTATION INC.	ADA TAXI TRIPS	84,751.88
5/5/2023	67193	MVT11	MV TRANSPORTATION INC.	FIXED ROUTE	299,850.62
5/5/2023	67193	MVT11	MV TRANSPORTATION INC.	MST RIDES	258,991.21
5/5/2023	67193	MVT11	MV TRANSPORTATION INC.	MV RIDES REVENUE	(4,410.00)
5/5/2023	67193	MVT11	MV TRANSPORTATION INC.	MV TAXI FARE REVENUE	(4,448.00)
5/5/2023	67193	MVT11	MV TRANSPORTATION INC.	ON CALL	51,398.91
5/5/2023	67193	MVT11	MV TRANSPORTATION INC.	SPECIAL MEDICAL	382.92
5/5/2023	67194	NAV10	NAVIA BENEFIT SOLUTIONS CLIENT PAY	EE FLEXIBLE SPENDING	2,016.24
5/5/2023	67195	NOR11	NORMAN TUITAVUKI	1st Day of Travel, May 15, 2023, Sacramento, CA, CTA Spring Leg Conference,	51.75
5/5/2023	67195	NOR11	NORMAN TUITAVUKI	Overnight and Last Day of Travel, May 16, 2023, Sacramento, CA, CTA Spring Leg Conference,	69.00
5/5/2023	67196	NOV10	BILL'S WINDSHIELD REPAIR	OTHER OUTSIDE LABOR	60.00
5/5/2023	67197	PAC05	PACIFIC CLAIMS MANAGEMENT	Third Party Administrator Contract	5,708.33
5/5/2023	67198	PAC20	PACIFIC GAS AND ELECTRIC CO	PG&E	8,373.93
5/5/2023	67199	PAP30	PAPE KENWORTH	REVENUE PARTS	244.51
5/5/2023	67199	PAP30	PAPE KENWORTH	TRANSMISSION 29557071	6,261.64
5/5/2023	67199	PAP30	PAPE KENWORTH	TRANSMISSION CORE	7,200.60
5/5/2023	67200	PEN05	ONE WORKPLACE L. FERRARI LLC	EQUIPMENT	3,122.01
5/5/2023	67201	PIN30	PINNACLE HEALTHCARE	Drug and Alcohol Test	108.00
5/5/2023	67201	PIN30	PINNACLE HEALTHCARE	PHYSICAL EXAMS for FY23	260.00
5/5/2023	67202	PIT20	PITNEY BOWES	OTHER SUPPLIES	142.57
5/5/2023	67203	RED20	BECK'S SHOE STORE INC.	Safety Boots - Maintenance up to \$250.00 per pair	441.09
5/5/2023	67204	SAF20	SAFETEQUIP INC.	SHELTER & BUS STOP SUPPLIES	99.79
5/5/2023	67205	SAL20	SALINAS CALIFORNIAN	3/11/23 Public Hearing Public Participation Plan	660.72
5/5/2023	67205	SAL20	SALINAS CALIFORNIAN	3/24/23 2023 Public Hearing Program of Projects	566.16
5/5/2023	67206	SAL70	SALESFORCE INC	Tableau Renewal	10,920.00
5/5/2023	67207	STE11	STERICYCLE INC.	HAZARDOUS WASTE DISPOSAL	1,416.50
5/5/2023	67208	TAR10	TARGET PEST CONTROL INC.	PEST CONTROL	470.00
5/5/2023	67209	TRA33	TRAPEZE SOFTWARE GROUP INC.	BUSES	16,199.08
5/5/2023	67210	VEL21	ANNA M. VELAZQUEZ	1st Day of Travel May 15, 2023, Sacramento, CA, CTA Spring Legislative Conference	51.75
5/5/2023	67210	VEL21	ANNA M. VELAZQUEZ	Overnight and Last day of Travel May 16, 2023, Sacramento, CA, CTA Spring Legislative Conference	69.00
5/5/2023	67211	VER40	VERIZON WIRELESS	CELLULAR PHONES/PAGERS	1,402.08
5/5/2023	67212	WOR55	WORK WORLD WHISTLE WORKWEAR	SAFETY BOOTS Maintenance - \$250 limit	398.19
5/5/2023	67213	ZON10	ZONAR SYSTEMS INC.	ZONAR SUBSCRIPTION FEE	598.07
5/5/2023 Total					1,093,397.93
5/9/2023	67216	ALE01	ALEXIS GARCIA-ARRAZOLA	DIRECTORS FEES	100.00
5/9/2023	67217	ALE20	LUIS ALEJO	DIRECTORS FEES	100.00
5/9/2023	67218	ARI10	ARIANA RODRIGUEZ	DIRECTORS FEES	100.00

Board Report
MONTEREY-SALINAS TRANSIT DISTRICT

Vendor ledger Entry: Posting Date 05/01/23..05/31/23

Check Date	Check No.	No.	Name	Description	Sum of Amount
5/9/2023	67219	ARI11	ARIANA RODRIGUEZ	BOARD TRAVEL	58.69
5/9/2023	67220	CAR65	MARY ANN CARBONE	DIRECTORS FEES	100.00
5/9/2023	67221	CAR66	MARY ANN CARBONE	BOARD TRAVEL	5.90
5/9/2023	67222	MICL1	MICHAEL LE BARRE	BOARD TRAVEL	76.50
5/9/2023	67223	MICL1B	MICHAEL LE BARRE	DIRECTORS FEES	100.00
5/9/2023	ACH0000322.TXT	BAR50	TONY BARRERA	DIRECTORS FEES	100.00
5/9/2023	ACH0000323.TXT	BAR51	TONY BARRERA	BOARD TRAVEL	17.55
5/9/2023	ACH0000324.TXT	EDW11	EDWIN D. SMITH	DIRECTORS FEES	100.00
5/9/2023	ACH0000325.TXT	EDW12	EDWIN D. SMITH	BOARD TRAVEL	7.60
5/9/2023	ACH0000326.TXT	ELI10	ELISABETH VISSCHER	DIRECTORS FEES	100.00
5/9/2023	ACH0000327.TXT	ELI11	ELISABETH VISSCHER	BOARD TRAVEL	12.84
5/9/2023	ACH0000328.TXT	JOSA01	JOSEPH A. AMELIO	BOARD TRAVEL	10.61
5/9/2023	ACH0000329.TXT	JOSAME	JOSEPH A. AMELIO	DIRECTORS FEES	100.00
5/9/2023	ACH0000330.TXT	KIM15	KIMBERLY SHIRLEY	DIRECTORS FEES	100.00
5/9/2023	ACH0000331.TXT	KIM16	KIMBERLY SHIRLEY	BOARD TRAVEL	3.01
5/9/2023	ACH0000332.TXT	VEL20	ANNA M. VELAZQUEZ	DIRECTORS FEES	100.00
5/9/2023	ACH0000333.TXT	VEL21	ANNA M. VELAZQUEZ	BOARD TRAVEL	47.29
5/9/2023	ACH0000334.TXT	WOR11	LORRAINE WORTHY	DIRECTORS FEES	100.00
5/9/2023	ACH0000335.TXT	WOR12	LORRAINE WORTHY	BOARD TRAVEL	34.19
5/9/2023 Total					1,474.18
5/12/2023	67224	ACC40	ACCURATE BACKGROUND INC	Background Services	477.65
5/12/2023	67225	AMA10	AMALGAMATED TRANSIT UNION	EE OTHER DEDUCTION	11,063.54
5/12/2023	67226	AME50	AMERICAN SUPPLY COMPANY	BUILDING CLEANING SUPPLIES	504.87
5/12/2023	67226	AME50	AMERICAN SUPPLY COMPANY	SHELTER & BUS STOP SUPPLIES	588.15
5/12/2023	67227	AND2M	ANDERSEN'S LOCK AND SAFE INC	BUILDING AND EQUIPMENT MAINT	594.14
5/12/2023	67228	APE10	ASAP SIGNS & PRINTING	OFFICE SUPPLIES	49.05
5/12/2023	67228	APE10	ASAP SIGNS & PRINTING	OTHER SUPPLIES	218.50
5/12/2023	67229	ATT10	AT&T	TELEPHONE LINE SERVICE	1,028.18
5/12/2023	67230	ATT16	AT&T CALNET	TELEPHONE LINE SERVICE	2,910.48
5/12/2023	67231	BLA11	BLACK OAK CLEANING SERVICES	CUSTODIAL SERVICES SCO	4,800.00
5/12/2023	67232	BRO60	REPUBLIC SERVICES	DISPOSAL & SEWER	2,135.62
5/12/2023	67233	CAL92	CALIFORNIA WATER SERV CO	WATER & FIRE PROTECTION	39.10
5/12/2023	67234	CALFIR	CALIFORNIA FIRE PROTECTION INC	FIRE EXTINGUISHER SERVICE	355.00
5/12/2023	67235	CIN20	CINTAS CORPORATION	COVID-19	478.70
5/12/2023	67235	CIN20	CINTAS CORPORATION	LAUNDRY Facilities	1,197.68
5/12/2023	67235	CIN20	CINTAS CORPORATION	LAUNDRY Maintenance	3,741.91
5/12/2023	67236	CLE21	CLEAR BLU ENVIRONMENTAL	BUILDING AND EQUIPMENT MAINT PM ON STEAM CLEANERS	287.63
5/12/2023	67237	COM10	COMMERCIAL TRUCK CO.	29564785 transmission w/ taxes	6,076.87
5/12/2023	67237	COM10	COMMERCIAL TRUCK CO.	REVENUE PARTS	248.23
5/12/2023	67237	COM10	COMMERCIAL TRUCK CO.	TRANSMISSION CORE	5,888.58
5/12/2023	67238	COM36	COMMUNITY PRINTERS	PRINTING	307.95
5/12/2023	67239	CSC10	C S C OF SALINAS	BUILDING AND EQUIPMENT MAINT	445.02
5/12/2023	67240	DALROJ	DALIA ROJAS	EE OTHER DEDUCTION	230.77
5/12/2023	67241	DIR10	DIRECT TV	ANTENNA/ SATELLITE RENTAL	351.96
5/12/2023	67242	DOC20	DOCTORS ON DUTY MEDICAL GROUP	PHYSICAL EXAMS	150.00
5/12/2023	67243	ETC10	ETC INSTITUTE	2022 Rider Survey (fielding)	12,500.00
5/12/2023	67245	FAS20	FASTENAL COMPANY	COMPUTER SUPPLIES	24.02
5/12/2023	67245	FAS20	FASTENAL COMPANY	COVID 19	502.65
5/12/2023	67245	FAS20	FASTENAL COMPANY	SHOP SUPPLIES	1,557.29
5/12/2023	67246	FRAX70	FRANCHISE TAX BOARD	EE OTHER DEDUCTION	100.00
5/12/2023	67247	GFI10	GENFARE LLC.	FAREBOX PARTS	662.27
5/12/2023	67248	GOO15	GOODYEAR TIRE - RUBBER CO	TIRES & TUBES	17,654.39
5/12/2023	67249	GRA12	GRANITEROCK-MYERS JV	BUS RAPID TRANSIT	11,980.00
5/12/2023	67251	GRA30	GRAINGER	BUILDING AND EQUIPMENT MAINT	151.87
5/12/2023	67251	GRA30	GRAINGER	NON STOCK SHOP SUPPLIES FOR ALL 3 SHOPS	975.65
5/12/2023	67252	GRE30	GREEN RUBBER-KENNEDY AG	Unapply - BUILDING AND EQUIPMENT MAINT	12.86
5/12/2023	67253	GRE50	GREEN VALLEY INDUSTRIAL SUPPLY INC.	BUILDING AND EQUIPMENT MAINT	315.46
5/12/2023	67254	GRE60	GREENWASTE RECOVERY INC.	DISPOSAL & SEWER	929.44
5/12/2023	67255	GRE60	GREENWASTE RECOVERY INC.	DISPOSAL & SEWER	209.66
5/12/2023	67256	ICM10	MISSION SQUARE	EE DEFERRED COMPENSATION	1,290.38
5/12/2023	67257	KEL20	KELLY-MOORE PAINT CO	BUILDING AND EQUIPMENT MAINT	39.32
5/12/2023	67258	LAN10	LANGUAGE LINE SERVICES	Translation and Interpretation Services	10.50
5/12/2023	67259	LIF10	LIFT-U	REVENUE PARTS	59.84
5/12/2023	67260	MAR11	MARINA TAXI COMPANY	PURCH TRANS-RIDES-CERT. TAXI	280.00
5/12/2023	67260	MAR11	MARINA TAXI COMPANY	PURCH TRANS-SENIOR TAXI VOUCHER	644.00
5/12/2023	67261	MON11	MONTEREY CITY DISPOSAL	DISPOSAL & SEWER	1,092.91
5/12/2023	67262	MON42	MONTEREY PENINSULA CHAMBER	CHAMBER AND OTHER DUES	1,147.00
5/12/2023	67263	MON45	MONTEREY PENINSULA POWDER	SHELTER & BUS STOP SUPPLIES	350.00
5/12/2023	67264	MON50	MONTEREY REGIONAL WASTE	DISPOSAL & SEWER	224.20
5/12/2023	67265	MON51	MONTEREY ONE WATER	DISPOSAL & SEWER	225.28
5/12/2023	67266	MON60	MONTEREY BAY ANALYTICAL SERV	INSPECTION STOR SAMPLES	465.00
5/12/2023	67266	MON60	MONTEREY BAY ANALYTICAL SERV	INSPECTION storm samples	155.00
5/12/2023	67267	MUN15	MUNCIE TRANSIT SUPPLY	REVENUE PARTS	2,244.06
5/12/2023	67268	MYN10	MY NISSAN KIA	OTHER OUTSIDE LABOR	196.85
5/12/2023	67269	NAV10	NAVIA BENEFIT SOLUTIONS CLIENT PAY	Sec. 125 Participant Fee April 2023	144.00
5/12/2023	67270	NEW30	NFI PARTS - NEW FLYER	REVENUE PARTS	603.02
5/12/2023	67271	NOV10	BILL'S WINDSHIELD REPAIR	OTHER OUTSIDE LABOR	60.00
5/12/2023	67272	ORE10	O'REILLY AUTO ENTERPRISES LLC	REVENUE PARTS	8.56
5/12/2023	67273	PAC20	PACIFIC GAS AND ELECTRIC CO	PG&E	522.86
5/12/2023	67274	PAC20	PACIFIC GAS AND ELECTRIC CO	PG&E	3,380.45
5/12/2023	67275	PAC55	PACIFIC MATERIAL HANDLING SOLUTIONS INC.	REVENUE PARTS	1,664.26
5/12/2023	67276	PAC60	PACIFIC TRUCK PARTS INC	REVENUE PARTS	276.15
5/12/2023	67277	PAC80	PACIFIC WEST WATER	EQUIPMENT RENTALS	325.17
5/12/2023	67278	PAP30	PAPE KENWORTH	REVENUE PARTS	1,160.03
5/12/2023	67279	PATLEW	PATRICK LEWIS	SAFETY AWARD & EE RECOGNITION	250.18
5/12/2023	67280	PEN40	PENINSULA MESSENGER LLC	OTHER OUTSIDE LABOR	1,159.00
5/12/2023	67281	PIN30	PINNACLE HEALTHCARE	Drug and Alcohol Test	54.00
5/12/2023	67281	PIN30	PINNACLE HEALTHCARE	PHYSICAL EXAMS for FY23	130.00
5/12/2023	67282	PRE30	PREMIUM AUTO PARTS INC.	NON STOCK RU USE	36.69
5/12/2023	67283	PRO60	SAN LORENZO LUMBER	BUILDING AND EQUIPMENT MAINT	287.79
5/12/2023	67284	RED20	BECK'S SHOE STORE INC.	Safety Boots - Maintenance up to \$250.00 per pair	473.60
5/12/2023	67285	SAF20	SAFETEQUIP INC.	SAFETY & PROTECTIVE SUPPLIES	13.23
5/12/2023	67285	SAF20	SAFETEQUIP INC.	SHELTER & BUS STOP SUPPLIES	275.14
5/12/2023	67286	SAL50	SALINAS VALLEY FORD SLS	SUPPORT VEHICLES REPAIR	34.88

Board Report
MONTEREY-SALINAS TRANSIT DISTRICT

Vendor ledger Entry: Posting Date 05/01/23..05/31/23

Check Date	Check No.	No.	Name	Description	Sum of Amount
5/12/2023	67287	SALTOY	SALINAS TOYOTA SCION HYUNDAI	SUPPORT VEHICLE REPAIRS & PARTS	189.80
5/12/2023	67288	SAR10	SARABIA SALES & MANUFACTURING INC.	SUPPORT VEHICLES REPAIR	90.00
5/12/2023	67289	SCL10	SC LUBRICANTS LLC	GASOLINE ALL LOCATIONS	4,116.88
5/12/2023	67289	SCL10	SC LUBRICANTS LLC	GASOLINE TAX	155.53
5/12/2023	67289	SCL10	SC LUBRICANTS LLC	LUBRICANTS DEF AND LUBRICATION	1,929.60
5/12/2023	67290	STA60	STATE FARM INSURANCE	PUBLIC LIABILITY	200.00
5/12/2023	67291	TAR10	TARGET PEST CONTROL INC.	PEST CONTROL	365.00
5/12/2023	67292	TER10	TERRYBERRY COMPANY LLC	EE Recognition Catalogue	354.71
5/12/2023	67293	TRA33	TRAPEZE SOFTWARE GROUP INC.	COMPUTER MAINTENANCE	1,828.00
5/12/2023	67293	TRA33	TRAPEZE SOFTWARE GROUP INC.	Labor and Repairs	3,037.55
5/12/2023	67294	UNI70	UNITED SITE SERVICES	JLW RESTROOM OPERATIONS	4,423.75
5/12/2023	67295	USB15	U.S. BANK CORP PAYMENT SYSTEM	CAL CARD 04/23	33,660.32
5/12/2023	67296	UST10	US TREASURY FUNDED PROGRAM -50036834.2.5.1.1	ELECTRIC/GAS - JLW B4512	1,490.33
5/12/2023	67296	UST10	US TREASURY FUNDED PROGRAM -50036834.2.5.1.1	SEWER/WASTEWATER - JLW B4512	42.21
5/12/2023	67296	UST10	US TREASURY FUNDED PROGRAM -50036834.2.5.1.1	WATER - JLW B4512	348.32
5/12/2023	67297	VINDAN	VINCE DANG	Travel Reimbursement- Uber APTA Mobility Conf Minneapolis, MN	29.68
5/12/2023	67298	WAL25	THOMAS WALTERS AND ASSOC INC	CONSULTING - Federal Advocate	4,500.00
5/12/2023	67299	WOR55	WORK WORLD WHISTLE WORKWEAR	SAFETY BOOTS - FACILITIES	158.40
5/12/2023	67299	WOR55	WORK WORLD WHISTLE WORKWEAR	SAFETY BOOTS Maintenance - \$250 limit	185.71
5/12/2023	67300	ZON10	ZONAR SYSTEMS INC.	REVENUE PARTS	(56.99)
5/12/2023	67300	ZON10	ZONAR SYSTEMS INC.	ZONAR QUARTERLY SUBSCRIPTION (PRE-PAID)	14,747.14
5/12/2023 Total					182,824.43
5/17/2023	60830	046	GLORIA SANDOVAL AVILA	TRIPS RIDE REIMBURSEMENT	(84.80)
5/17/2023	62149	076	LAURIE HYSSELL	TRIPS REIMBURSEMENT	(64.00)
5/17/2023	62383	074	CHERYL BRYANT BRUCE	TRIPS REIMBURSEMENT	(71.60)
5/17/2023	62621	AUT01	AUTOZONE PARTS INC. #5510	93	(32.49)
5/17/2023	63935	IVAGUT	IVAN GUTIERREZ	SAFETY AWARD & EE RECOGNITION	(213.05)
5/17/2023 Total					(465.94)
5/19/2023	67301	046	GLORIA SANDOVAL AVILA	PURCH TRANS-RIDES-CERT. TAXI	84.80
5/19/2023	67302	074	CHERYL BRYANT BRUCE	PURCH TRANS-RIDES-CERT. TAXI	71.60
5/19/2023	67303	076	LAURIE HYSSELL	PURCH TRANS-RIDES-CERT. TAXI	64.00
5/19/2023	67304	ADV13	ADVANCED BLIND & SHADE	BUILDING AND EQUIPMENT MAINT	1,735.09
5/19/2023	67305	ALV30	ALVAREZ PLUMBING	Plumbing CJW	192.50
5/19/2023	67306	AUT01	AUTOZONE PARTS INC. #5510	REVENUE PARTS	32.49
5/19/2023	67307	BRI15	BRINK'S INC.	ARMORED CAR	23,953.45
5/19/2023	67307	BRI15	BRINK'S INC.	CREDIT FOR LATE FEES 03/23	(494.29)
5/19/2023	67307	BRI15	BRINK'S INC.	CREDIT FOR LATE FEES 04/23	(85.29)
5/19/2023	67307	BRI15	BRINK'S INC.	CREDIT FOR MISSED SERVICE 03/23	(2,077.52)
5/19/2023	67307	BRI15	BRINK'S INC.	CREDIT FOR MISSED SERVICE 04/23	(2,239.53)
5/19/2023	67307	BRI15	BRINK'S INC.	CREDIT UNSCHEDULED SERVICE CHARGES 03/23	(156.66)
5/19/2023	67307	BRI15	BRINK'S INC.	CREDIT UNSCHEDULED SERVICE CHARGES 04/23	(309.94)
5/19/2023	67308	CAL92	CALIFORNIA WATER SERV CO	WATER & FIRE PROTECTION	129.55
5/19/2023	67309	CHI20	CHIDLAW MARKETING	ADVERTISING AGENCY	2,048.00
5/19/2023	67310	CIN20	CINTAS CORPORATION	COVID-19	323.70
5/19/2023	67310	CIN20	CINTAS CORPORATION	LAUNDRY Facilities	1,227.08
5/19/2023	67310	CIN20	CINTAS CORPORATION	LAUNDRY Maintenance	1,915.55
5/19/2023	67311	COA50	SC FUELS	DIESEL FY23 DIESEL CJW TDA KC	23,807.25
5/19/2023	67311	COA50	SC FUELS	DIESEL SALES TAX	1,145.72
5/19/2023	67312	COM10	COMMERCIAL TRUCK CO.	REVENUE PARTS	3,517.11
5/19/2023	67313	COM36	COMMUNITY PRINTERS	PRINTING	366.89
5/19/2023	67314	CSC10	C S C OF SALINAS	BUILDING AND EQUIPMENT MAINT	46.96
5/19/2023	67315	DEL1M	DE LAY AND LAREDO	CONTRACT NEGOTIATION 17508	1,035.40
5/19/2023	67315	DEL1M	DE LAY AND LAREDO	LEGAL SERVICES 17505	3,040.00
5/19/2023	67315	DEL1M	DE LAY AND LAREDO	LEGAL SERVICES 17507	968.60
5/19/2023	67315	DEL1M	DE LAY AND LAREDO	LEGAL SERVICES 17509	5,010.00
5/19/2023	67315	DEL1M	DE LAY AND LAREDO	LEGAL SERVICES 17510	501.00
5/19/2023	67315	DEL1M	DE LAY AND LAREDO	LEGAL SERVICES 17511	534.40
5/19/2023	67315	DEL1M	DE LAY AND LAREDO	LEGAL SERVICES 17512	4,041.40
5/19/2023	67316	DIG35	DIGI-KEY CORPORATION 290506	FAREBOX PARTS	78.64
5/19/2023	67317	FAS20	FASTENAL COMPANY	SHOP SUPPLIES	459.96
5/19/2023	67318	FED15	FEDERAL EXPRESS CORP	POSTAGE & EXPRESS SERVICE	24.87
5/19/2023	67319	FIR20	FIRST ALARM	COMPUTER SUPPLIES	38.25
5/19/2023	67320	GFI10	GENFARE LLC.	DIGI-NEO PCI card - gfi garage computers	2,458.13
5/19/2023	67320	GFI10	GENFARE LLC.	EQUIPMENT	7.26
5/19/2023	67321	GRA30	GRAINGER	BUILDING AND EQUIPMENT MAINT	1,249.17
5/19/2023	67321	GRA30	GRAINGER	NON STOCK SHOP SUPPLIES FOR ALL 3 SHOPS	446.08
5/19/2023	67322	IAN10	IAN FERGUSON	MARKETING SERVICES	597.49
5/19/2023	67323	IVAGUT	IVAN GUTIERREZ	SAFETY AWARD & EE RECOGNITION	213.05
5/19/2023	67324	JAN10	THE JANEK CORPORATION	FAREBOX PARTS	289.51
5/19/2023	67325	KIM20	KIMLEY-HORN & ASSOCIATES INC	CONSULTING - GRANT FUNDED - TOD	22,893.75
5/19/2023	67326	KIN13	KING CITY ACE HARDWARE	BUILDING AND EQUIPMENT MAINT	424.94
5/19/2023	67327	KIR30	KIRK'S AUTOMOTIVE INC.	REVENUE PARTS	655.80
5/19/2023	67328	KON10	U.S.BANK EQUIPMENT FINANCE	Copier Lease (All Locations)	321.48
5/19/2023	67329	KON10	U.S.BANK EQUIPMENT FINANCE	Copier Lease (All Locations)	3,203.62
5/19/2023	67330	KOP10	KOPIS LLC.	COMPUTER MAINTENANCE	2,918.40
5/19/2023	67330	KOP10	KOPIS LLC.	KOPIS Development and Consulting	650.00
5/19/2023	67331	LIF10	LIFT-U	REVENUE PARTS	55.00
5/19/2023	67332	MCM10	McMASTER-CARR SUPPLY COMPANY	FAREBOX PARTS	109.15
5/19/2023	67333	MOH15	MOHAWK MANUFACTURING & SUPPLY CO.	REVENUE PARTS	201.19
5/19/2023	67334	MON60	MONTEREY BAY ANALYTICAL SERV	INSPECTION STOR SAMPLES	465.00
5/19/2023	67335	MON75	MONTEREY COUNTY HOSP ASSN	CHAMBER AND OTHER DUES	475.00
5/19/2023	67336	MUN15	MUNCIE TRANSIT SUPPLY	REVENUE PARTS	1,359.75
5/19/2023	67337	NAN10	NAN N AHO	RIDERS GUIDES & STREET INSERTS	1,106.25
5/19/2023	67338	NAP12	NAPA AUTO PARTS OF SALINAS	SHOP SUPPLIES	42.59
5/19/2023	67339	NAV10	NAVIA BENEFIT SOLUTIONS CLIENT PAY	EE FLEXIBLE SPENDING	2,016.24
5/19/2023	67340	NEW30	NFI PARTS - NEW FLYER	REVENUE PARTS	83.97
5/19/2023	67341	NOV10	BILL'S WINDSHIELD REPAIR	OTHER OUTSIDE LABOR	180.00
5/19/2023	67342	ORA10	ORANGE CAB II	Credit Memo PCM-5087	(28.00)
5/19/2023	67342	ORA10	ORANGE CAB II	FY23 Taxi Vouchers - MAY 2023	3,822.00
5/19/2023	67343	PAC05	PACIFIC CLAIMS MANAGEMENT	Third Party Administrator Contract	99.00
5/19/2023	67344	PAC20	PACIFIC GAS AND ELECTRIC CO	PG&E	25.87
5/19/2023	67345	PAC20	PACIFIC GAS AND ELECTRIC CO	PG&E	19,019.54
5/19/2023	67346	PAC60	PACIFIC TRUCK PARTS INC	REVENUE PARTS	500.00
5/19/2023	67347	PAL11	PALENKE ARTS	MARKETING SERVICES- Sponsorship	250.00

Board Report
MONTEREY-SALINAS TRANSIT DISTRICT

Vendor ledger Entry: Posting Date 05/01/23..05/31/23

Check Date	Check No.	No.	Name	Description	Sum of Amount
5/19/2023	67348	PEN05	ONE WORKPLACE L. FERRARI LLC	EQUIPMENT	13,134.05
5/19/2023	67348	PEN05	ONE WORKPLACE L. FERRARI LLC	OFFICE EQUIPMENT	5,754.03
5/19/2023	67349	PIN30	PINNACLE HEALTHCARE	Drug and Alcohol Test	27.00
5/19/2023	67350	PRO60	SAN LORENZO LUMBER	BUILDING AND EQUIPMENT MAINT	8.84
5/19/2023	67351	RED20	BECK'S SHOE STORE INC.	Safety Boots - Maintenance up to \$250.00 per pair	213.58
5/19/2023	67352	SAF20	SAFETEEQUIP INC.	SAFETY & PROTECTIVE SUPPLIES	386.44
5/19/2023	67353	SAL91	SALINAS YELLOW CAB CO LLC	PURCH TRANS-RIDES-CERT. TAXI	16,674.00
5/19/2023	67353	SAL91	SALINAS YELLOW CAB CO LLC	PURCH TRANS-SENIOR TAXI VOUCHER	28,336.00
5/19/2023	67354	SCL10	SC LUBRICANTS LLC	GASOLINE ALL LOCATIONS	10,724.59
5/19/2023	67354	SCL10	SC LUBRICANTS LLC	GASOLINE TAX	398.05
5/19/2023	67355	SHA12	SHAW YODER ANTIWIH	CONSULTING	6,000.00
5/19/2023	67356	SNA11	SNAP-ON - WARBY9 INC.	REVENUE PARTS	209.49
5/19/2023	67357	STE30	STENSLAND DESIGN	2022 Annual Report Final Invoice: Design	2,280.00
5/19/2023	67358	SUN10	SUNSTAR MEDIA	Marketing Services for Mobility Website	200.00
5/19/2023	67359	TEL25	TELEPHONETICS INC	MARKETING SERVICES	87.50
5/19/2023	67360	TEN15	TENNANT SALES AND SERVICE	SHOP EQUIPMENT REPAIR	936.28
5/19/2023	67361	UNI22	UPS FREIGHT	POSTAGE & EXPRESS SERVICE	458.08
5/19/2023	67362	VIC11	VICTORY TOYOTA	SUPPORT VEHICLES REPAIR	210.00
5/19/2023	67363	WOR55	WORK WORLD WHISTLE WORKWEAR	SAFETY BOOTS Maintenance - \$250 limit	311.34
5/19/2023 Total					223,491.53
5/22/2023	67252	GRE30	GREEN RUBBER-KENNEDY AG	BUILDING AND EQUIPMENT MAINT	(12.86)
5/22/2023 Total					(12.86)
5/26/2023	67364	AIR10	AIRTEC SERVICE	BUILDING AND EQUIPMENT MAINT	590.33
5/26/2023	67365	ALL13	ALLIED UNIVERSAL COMPANY	FOOT PATROL SERVICES	14,755.18
5/26/2023	67365	ALL13	ALLIED UNIVERSAL COMPANY	MOBILE PATROL SERVICES	7,008.00
5/26/2023	67366	ALV30	ALVAREZ PLUMBING	ELECTRICAL, PLUMBING , ROOFING	250.00
5/26/2023	67367	AME50	AMERICAN SUPPLY COMPANY	BUILDING CLEANING SUPPLIES	127.09
5/26/2023	67368	ATT15	AT&T MOBILITY	COMPUTER MAINTENANCE	9,509.31
5/26/2023	67369	ATT16	AT&T CALNET	TELEPHONE LINE SERVICE	6,679.80
5/26/2023	67370	BAR11	BARRY MIRKIN	RENT -15 LINCOLN AVENUE	7,251.81
5/26/2023	67371	CAL20	CALIFORNIA AMERICAN WATER	WATER & FIRE PROTECTION	172.52
5/26/2023	67372	CAL84	CALIF TRANSIT INS POOL	PUBLIC LIABILITY	10,238.81
5/26/2023	67373	CAL92	CALIFORNIA WATER SERV CO	WATER & FIRE PROTECTION	1,185.88
5/26/2023	67374	CHK10	CHK AMERICA INC	CA Tax	109.38
5/26/2023	67374	CHK10	CHK AMERICA INC	MAPS	1,250.00
5/26/2023	67375	CIN20	CINTAS CORPORATION	COVID-19	322.00
5/26/2023	67375	CIN20	CINTAS CORPORATION	LAUNDRY Facilities	723.09
5/26/2023	67375	CIN20	CINTAS CORPORATION	LAUNDRY Maintenance	2,042.90
5/26/2023	67376	COA50	SC FUELS	DIESEL FY23 DIESEL CIW TDA KC	23,237.52
5/26/2023	67376	COA50	SC FUELS	DIESEL SALES TAX	1,234.50
5/26/2023	67377	COA51	SC FUELS	FUEL PURCHASE - SHIP TO MV	61,598.37
5/26/2023	67380	COA60	COAST COUNTIES TRUCK & EQUIPT	OTHER OUTSIDE LABOR	7,830.92
5/26/2023	67380	COA60	COAST COUNTIES TRUCK & EQUIPT	REVENUE PARTS	(6,384.65)
5/26/2023	67381	COM10	COMMERCIAL TRUCK CO.	REVENUE PARTS	13,667.57
5/26/2023	67382	COM14	COMMUTE WITH ENTERPRISE	FY23 Vanpool Services	9,000.00
5/26/2023	67383	CSC10	C S C OF SALINAS	REVENUE VEHICLE PARTS	879.13
5/26/2023	67384	DALROJ	DALIA ROJAS	EE OTHER DEDUCTION	230.77
5/26/2023	67385	DUN10	DUNN-EDWARDS CORPORATION	OTHER SUPPLIES	565.71
5/26/2023	67386	EDD30	EMPLOYMENT DEVELOPMENT DEPT	EE OTHER DEDUCTION	421.06
5/26/2023	67387	ELM10	ELMERS AUTO PARTS	SUPPORT VEHICLE PARTS	78.94
5/26/2023	67388	ENV10	ENVIRONMENTAL LOGISTICS INC.	HAZARDOUS WASTE DISPOSAL	13,405.75
5/26/2023	67389	ESR10	ESRI	COMPUTER MAINTENANCE	700.03
5/26/2023	67390	EXE10	EXECUTIVE SERVICES	BUILDING CLEANING SUPPLIES	1,910.52
5/26/2023	67391	FAO10	FAO-USAED	Rent-Real Estate OMC-DACA#05-1-17-504	8,305.00
5/26/2023	67392	FAS20	FASTENAL COMPANY	SHOP SUPPLIES	1,438.05
5/26/2023	67393	FIR40	TRUSAIC	2021 ACA EIN Filing Fee	500.00
5/26/2023	67394	FRAX70	FRANCHISE TAX BOARD	EE OTHER DEDUCTION	100.00
5/26/2023	67395	GFI10	GENFARE LLC.	FAREBOX PARTS	828.08
5/26/2023	67399	GIL10	GILLIG LLC	REVENUE PARTS	17,185.94
5/26/2023	67400	GRA30	GRAINGER	NON STOCK SHOP SUPPLIES FOR ALL 3 SHOPS	490.63
5/26/2023	67401	GRE30	GREEN RUBBER-KENNEDY AG	Unapply - BUILDING AND EQUIPMENT MAINT	12.86
5/26/2023	67402	GRE50	GREEN VALLEY INDUSTRIAL SUPPLY INC.	BUILDING AND EQUIPMENT MAINT	446.90
5/26/2023	67403	HDSUP	WHITE CAP LP	BUILDING AND EQUIPMENT MAINT	266.07
5/26/2023	67404	ICM10	MISSION SQUARE	EE DEFERRED COMPENSATION	1,290.38
5/26/2023	67405	JOH20	JOHNSON ASSOCIATES	SUPPORT VEHICLE PARTS	188.78
5/26/2023	67406	JRF10	JR FENCING INC.	CIW Fencing repair	350.00
5/26/2023	67407	KIN13	KING CITY ACE HARDWARE	BUILDING AND EQUIPMENT MAINT	703.55
5/26/2023	67408	KUB11	KUBA INC	EQUIPMENT	188,177.12
5/26/2023	67409	LAR10	LARGE'S METAL FABRICATION INC	BUSES	937.50
5/26/2023	67410	LEH10	Lehman James Pinckney Jr. Trustee	19 UPPER RAGS#100-LT NOTE	6,640.82
5/26/2023	67411	LIF10	LIFT-U	REVENUE PARTS	290.48
5/26/2023	67412	MAR27	MARINA COAST WATER DIST	WATER & FIRE PROTECTION	241.40
5/26/2023	67413	MAR45	MARY H. NINO REVOCABLE TRUST	RENT- 201 PEARL ST MONTEREY	4,244.00
5/26/2023	67414	MOH15	MOHAWK MANUFACTURING & SUPPLY CO.	REVENUE PARTS	302.02
5/26/2023	67415	MPPM1	PROFESSIONAL OFFICE CONDO ASSOC AT RYAN COURT	ASSOC DUES-19 UPPER RAGSDALE #110	680.59
5/26/2023	67415	MPPM1	PROFESSIONAL OFFICE CONDO ASSOC AT RYAN COURT	ASSOC DUES-19 UPPER RAGSDALE #200	8,099.57
5/26/2023	67416	NAP12	NAPA AUTO PARTS OF SALINAS	SHOP SUPPLIES	41.72
5/26/2023	67417	NEW30	NFI PARTS - NEW FLYER	REVENUE PARTS	1.82
5/26/2023	67418	NOV10	BILL'S WINDSHIELD REPAIR	OTHER OUTSIDE LABOR	60.00
5/26/2023	67419	OVER10	OVERHEAD DOOR CO. OF SALINAS	BUILDING AND EQUIPMENT MAINT	725.00
5/26/2023	67420	PAC20	PACIFIC GAS AND ELECTRIC CO	PG&E	22.93
5/26/2023	67421	PAC60	PACIFIC TRUCK PARTS INC	REVENUE PARTS	459.13
5/26/2023	67422	PIT30	PITNEY BOWES	POSTAGE ACCT 11226164	500.00
5/26/2023	67423	PRE40	PREFERRED ALLIANCE INC	Drug and Alcohol TPA Services	445.00
5/26/2023	67424	RED20	BECK'S SHOE STORE INC.	Safety Boots - Maintenance up to \$250.00 per pair	195.01
5/26/2023	67425	SAF10	SAF KEEP STORAGE-DEL REY OAKS	STORAGE RENT UNIT #1003	642.00
5/26/2023	67425	SAF10	SAF KEEP STORAGE-DEL REY OAKS	STORAGE RENT UNIT #4004	371.00
5/26/2023	67426	SAF20	SAFETEEQUIP INC.	SHELTER & BUS STOP SUPPLIES	525.49
5/26/2023	67427	SCS10	SCsoft AMERICAS LLC	Maint & Support for Jan 2023-June 2023	23,520.00
5/26/2023	67428	SHE10	SHERWIN-WILLIAMS CO	BUILDING AND EQUIPMENT MAINT	41.38
5/26/2023	67429	SOH10	THE SOHAGI LAW GROUP PLC.	BUS RAPID TRANSIT - Litigation Defense	3,495.00
5/26/2023	67430	STA12	STANTEC ARCHITECTURE INC	BUILDINGS - Salinas O&M Facility	14,634.49
5/26/2023	67431	STE11	STERICYCLE INC.	OFFICE EQUIPMENT	246.72
5/26/2023	67432	TAR10	TARGET PEST CONTROL INC.	PEST CONTROL	470.00

Board Report
MONTEREY-SALINAS TRANSIT DISTRICT

Vendor ledger Entry: Posting Date 05/01/23..05/31/23

Check Date	Check No.	No.	Name	Description	Sum of Amount
5/26/2023	67434	TEC20	TEC EQUIPMENT	REVENUE PARTS	6,218.46
5/26/2023	67435	TEN15	TENNANT SALES AND SERVICE	SHOP EQUIPMENT REPAIR	294.10
5/26/2023	67436	THY10	TK ELEVATOR	BUILDING AND EQUIPMENT MAINT	769.65
5/26/2023	67437	TUR11	TURFTENDERS LANDSCAPE INC.	GROUPS MAINTENANCE	9,112.68
5/26/2023	67438	VAL11	VALLEY ENTRY SYSTEMS INC.	BUILDING AND EQUIPMENT MAINT	18.00
5/26/2023	67438	VAL11	VALLEY ENTRY SYSTEMS INC.	BUILDING AND EQUIPMENT MAINT TDA Gate	1,457.00
5/26/2023	67439	VAL20	VALLEY PACIFIC PETROLEUM	LUBRICANTS - DELO GEAR, DELO 50/50, DELVAC ATF, DELO 400	19,756.88
5/26/2023	67440	VAL70	VALLEY SAW & GARDEN SUPPLY	LANDSCAPING EQUIP SERVICE /SUPPLIES	65.43
5/26/2023	67441	VIC11	VICTORY TOYOTA	SUPPORT VEHICLES REPAIR	5,719.94
5/26/2023	67442	WOR55	WORK WORLD WHISTLE WORKWEAR	SAFETY BOOTS - FACILITIES	207.56
5/26/2023	67443	006	CARRIE LYNN REEVE	PURCH TRANS-RIDES-CERT. TAXI	150.00
5/26/2023	67444	010	DORA YIP	PURCH TRANS-RIDES-CERT. TAXI	100.81
5/26/2023	67445	016	PAUL WILLIAM FRISBIE	PURCH TRANS-RIDES-CERT. TAXI	150.00
5/26/2023	67446	018	ROSEMARY SOARES	PURCH TRANS-RIDES-CERT. TAXI	150.00
5/26/2023	67447	020	RICHARD WILBON RIST	PURCH TRANS-RIDES-CERT. TAXI	150.00
5/26/2023	67448	021	SOCORRO REYES	PURCH TRANS-RIDES-CERT. TAXI	150.00
5/26/2023	67449	022	THEODORE CLOSTER III	PURCH TRANS-RIDES-CERT. TAXI	150.00
5/26/2023	67450	023	SHARON CLOSTER	PURCH TRANS-RIDES-CERT. TAXI	150.00
5/26/2023	67451	024	MARLENE THOMASON	PURCH TRANS-RIDES-CERT. TAXI	150.00
5/26/2023	67452	025	CHARLES ATWOOD ROWLEY	PURCH TRANS-RIDES-CERT. TAXI	150.00
5/26/2023	67453	029	CLAUDIA MARIE WOLLESEN	PURCH TRANS-RIDES-CERT. TAXI	150.00
5/26/2023	67454	030	ROBERT SHICK	PURCH TRANS-RIDES-CERT. TAXI	150.00
5/26/2023	67455	031	BRUCE GORDON ELLIOTT	PURCH TRANS-RIDES-CERT. TAXI	150.00
5/26/2023	67456	032	ANNE MARIE RIANDA	PURCH TRANS-RIDES-CERT. TAXI	150.00
5/26/2023	67457	033	JUANITA CASTILLO ELDEGE	PURCH TRANS-RIDES-CERT. TAXI	150.00
5/26/2023	67458	036	ANNA FORMAN-MACFARLANE	PURCH TRANS-RIDES-CERT. TAXI	150.00
5/26/2023	67459	037	VICTOR SHURTLIFF	PURCH TRANS-RIDES-CERT. TAXI	150.00
5/26/2023	67460	038	CHARLES WALKER	PURCH TRANS-RIDES-CERT. TAXI	150.00
5/26/2023	67461	039	MARY LOUISE SHURTLIFF	PURCH TRANS-RIDES-CERT. TAXI	150.00
5/26/2023	67462	040	JANET M. RIANDA	PURCH TRANS-RIDES-CERT. TAXI	150.00
5/26/2023	67463	045	GLORIA IACI	PURCH TRANS-RIDES-CERT. TAXI	150.00
5/26/2023	67464	046	GLORIA SANDOVAL AVILA	PURCH TRANS-RIDES-CERT. TAXI	150.00
5/26/2023	67465	047	LOU ROBIN SHICK	PURCH TRANS-RIDES-CERT. TAXI	150.00
5/26/2023	67466	048	GLORIA GUTIERREZ	PURCH TRANS-RIDES-CERT. TAXI	87.50
5/26/2023	67467	049	RITA GERTUDE WALKER	PURCH TRANS-RIDES-CERT. TAXI	150.00
5/26/2023	67468	050	AGNES CHARLES	PURCH TRANS-RIDES-CERT. TAXI	150.00
5/26/2023	67469	051	IRMA COLLINS	PURCH TRANS-RIDES-CERT. TAXI	144.38
5/26/2023	67470	052	WILLIAM ELDREDGE	PURCH TRANS-RIDES-CERT. TAXI	150.00
5/26/2023	67471	053	MAILYN A. HALVERSON	PURCH TRANS-RIDES-CERT. TAXI	150.00
5/26/2023	67472	054	PAULINE SALINAS	PURCH TRANS-RIDES-CERT. TAXI	138.63
5/26/2023	67473	055	MARTHA HOPKINS	PURCH TRANS-RIDES-CERT. TAXI	150.00
5/26/2023	67474	056	JANIE WENZ	PURCH TRANS-RIDES-CERT. TAXI	150.00
5/26/2023	67475	057	DARLENE NELSON	PURCH TRANS-RIDES-CERT. TAXI	150.00
5/26/2023	67476	058	GLORIA JEAN SANTOS	PURCH TRANS-RIDES-CERT. TAXI	150.00
5/26/2023	67477	059	SHARON K. HURLHEY	PURCH TRANS-RIDES-CERT. TAXI	74.56
5/26/2023	67478	062	KAREN GAY BALLEW	PURCH TRANS-RIDES-CERT. TAXI	128.75
5/26/2023	67479	063	ANNE TREBINO	PURCH TRANS-RIDES-CERT. TAXI	128.25
5/26/2023	67480	064	JOHN W. McELMOYL	PURCH TRANS-RIDES-CERT. TAXI	150.00
5/26/2023	67481	065	LISA MARIE VON SALTZA	PURCH TRANS-RIDES-CERT. TAXI	150.00
5/26/2023	67482	067	WILLIE CHAN	PURCH TRANS-RIDES-CERT. TAXI	150.00
5/26/2023	67483	068	MARIA BALADAD	PURCH TRANS-RIDES-CERT. TAXI	150.00
5/26/2023	67484	069	HAROLD RICHARD KINNAMAN	PURCH TRANS-RIDES-CERT. TAXI	150.00
5/26/2023	67485	070	CHARLES MELL	PURCH TRANS-RIDES-CERT. TAXI	150.00
5/26/2023	67486	072	STEVE EVERETT CRAIG	PURCH TRANS-RIDES-CERT. TAXI	150.00
5/26/2023	67487	073	MYONG BUTTGERIT	PURCH TRANS-RIDES-CERT. TAXI	150.00
5/26/2023	67488	075	MARY M. DEZELLE	PURCH TRANS-RIDES-CERT. TAXI	102.50
5/26/2023	67489	077	ANNA MARY McNETT	PURCH TRANS-RIDES-CERT. TAXI	150.00
5/26/2023	67490	078	PATRICIA UNDERWOOD	PURCH TRANS-RIDES-CERT. TAXI	150.00
5/26/2023	67491	083	HELEN WILLIAMS	PURCH TRANS-RIDES-CERT. TAXI	150.00
5/26/2023	67492	084	LINDA DAMES	PURCH TRANS-RIDES-CERT. TAXI	111.13
5/26/2023	67493	086	FIDENCIO URIBE MATA	PURCH TRANS-RIDES-CERT. TAXI	133.75
5/26/2023	67494	089	ENRIQUE GONZALEZ	PURCH TRANS-RIDES-CERT. TAXI	150.00
5/26/2023 Total					529,778.63
5/30/2023	67401	GRE30	GREEN RUBBER-KENNEDY AG	BUILDING AND EQUIPMENT MAINT	(12.86)
5/30/2023 Total					(12.86)
Grand Total					2,202,939.78