

To: Board of Directors

From: C. Sedoryk, General Manager/CEO

Subject: Monthly Report – September 2022

Attached is a summary of monthly performance statistics for the Transportation, Maintenance, and Administration departments for the month of September 2022. (Attachments 1 – 5). An updated August 2022 Operations Department Report is included as well as Dashboard Performance Statistics for August 2022.

On September 23, I traveled to the MOVE Mobility Technology Conference and Trade Show in Austin, TX where I was invited to provide a presentation on the results of our contactless open-loop fare payment system.

July – September operating results reveal that during the quarter, passenger boardings continue to grow and are currently hovering near 80% of boardings in the weeks prior to March 2020. We anticipate that increased service levels and lower fares resulting from the Better Bus Network implementation will result in further increased passenger boardings starting in December.

Attachment #1 – Dashboard Performance Statistics – August and September 2022

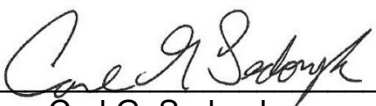
Attachment #2 – Operations Department Report – August and September 2022

Attachment #3 – Maintenance Department Report – September 2022

Attachment #4 – Administration Department Report – September 2022

Attachment #5 – FY 23/24 Action Plan Status Update – September 2022

Complete detail of Monthly Performance Statistics can be viewed within the GM Report at <http://www.mst.org/about-mst/board-of-directors/board-meetings/>

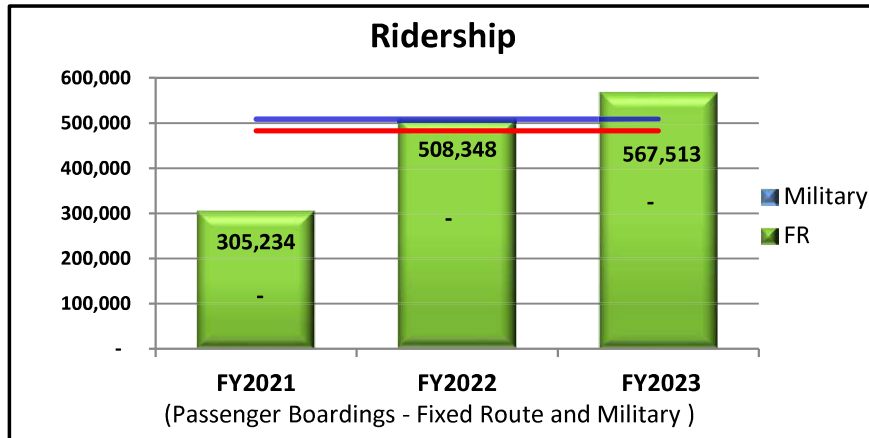
Prepared by: 
Carl G. Sedoryk

Blank Page

YTD Dashboard Performance Comparative Statistics

July - September

Fiscal Years 2021-2023

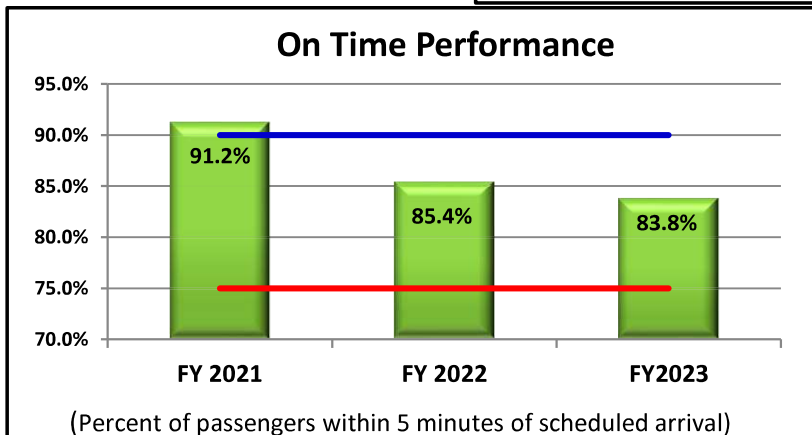
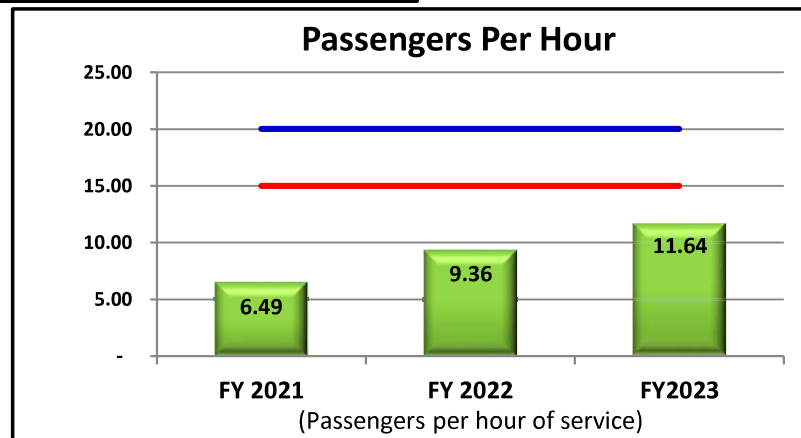


**Goal = 508,348
passengers**

**Minimum = 482,931
passengers**

Goal = 20 passengers p/h

Minimum = 15 passengers p/h

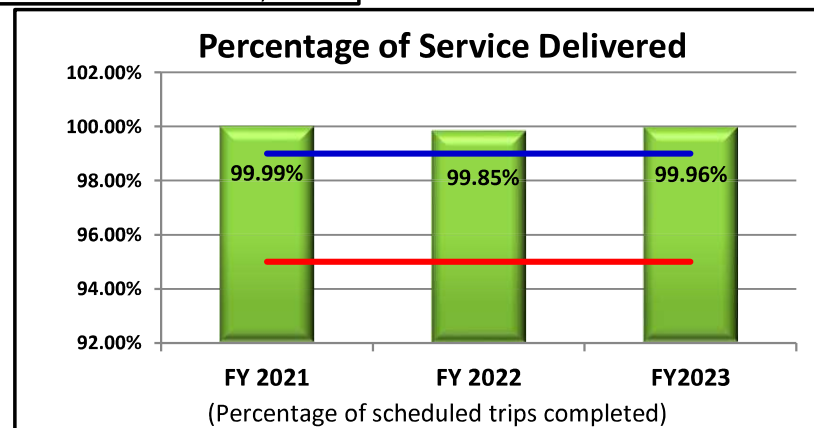


Goal = 90% on time

Minimum = 75% on time

Goal = 99% completed

Minimum = 95% completed

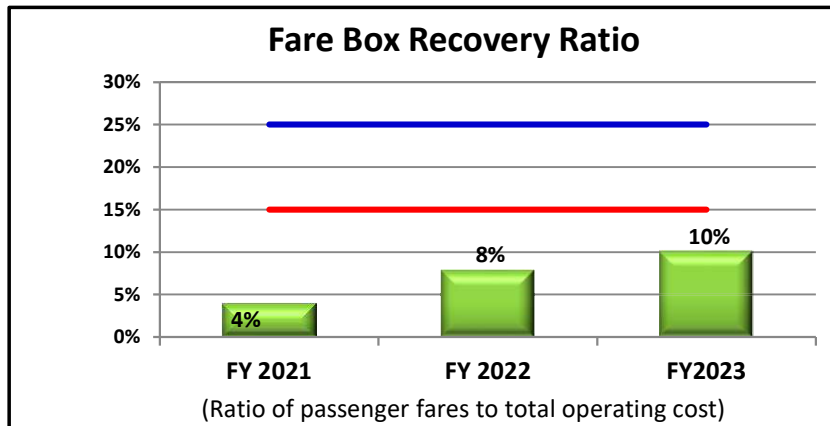


MST Fixed Route

YTD Dashboard Performance Comparative Statistics

July - September

Fiscal Years 2021-2023

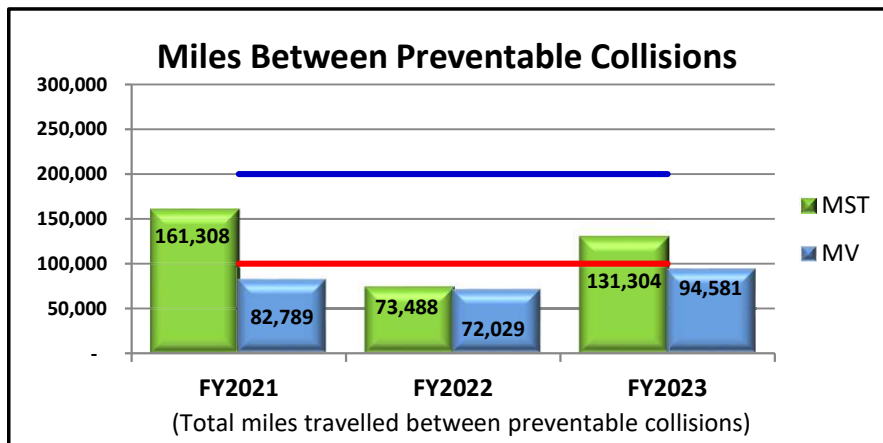
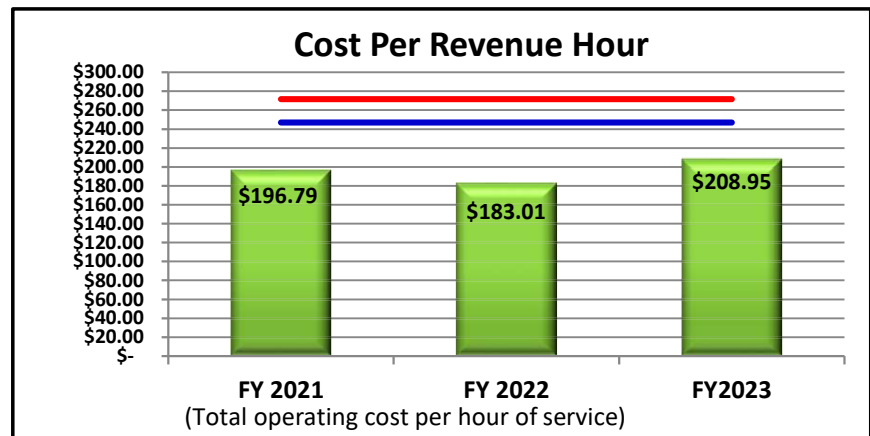


Goal = 25%

Minimum = 15%

Goal = \$246.83 per RH

Maximum = \$271.52 per RH

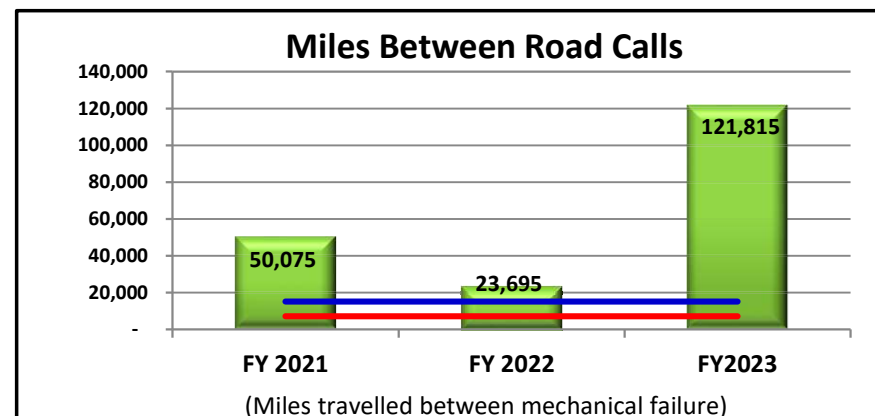


Goal = 200,000 Miles

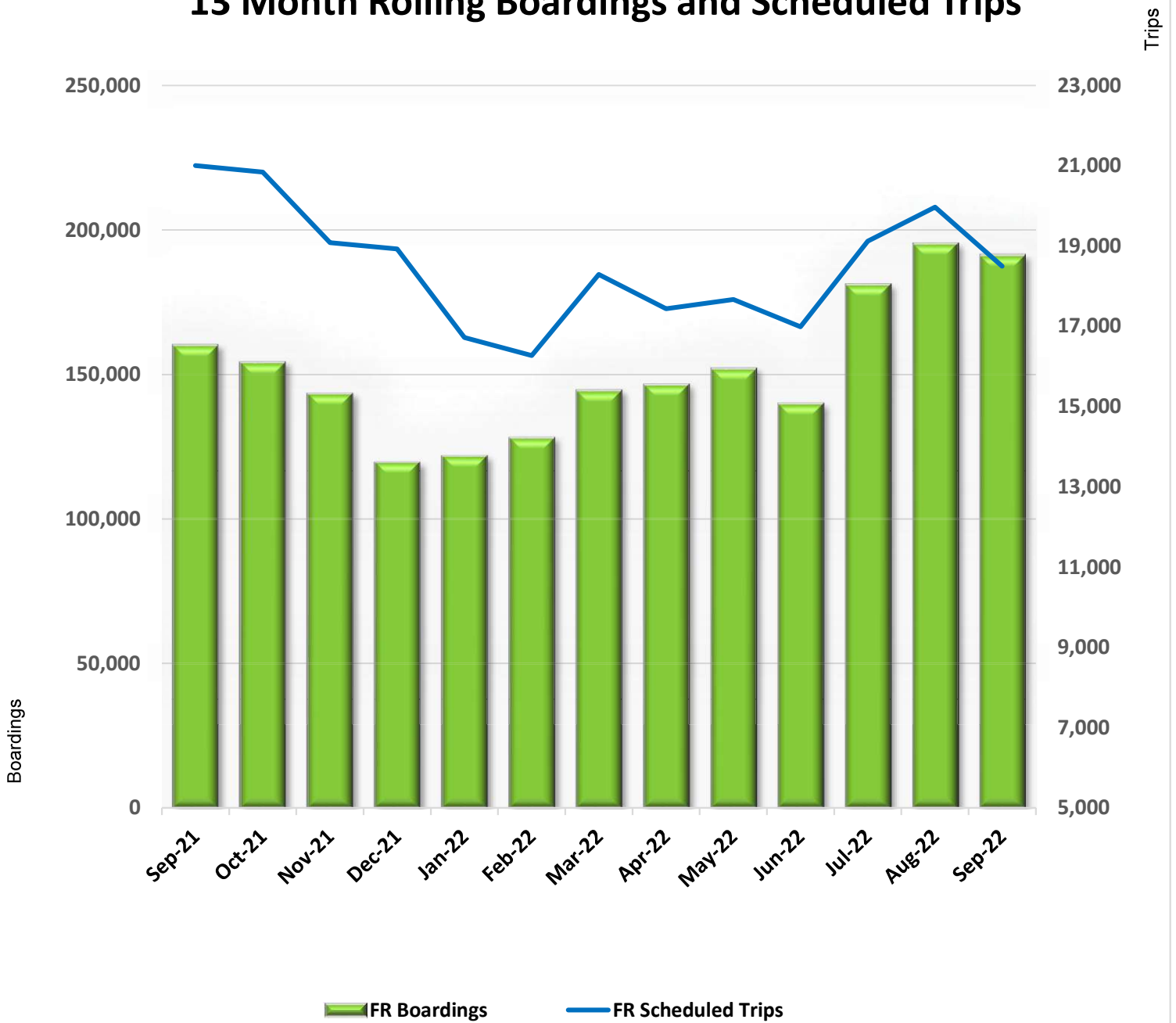
Minimum = 100,000 Miles

Goal = 15,000 Miles

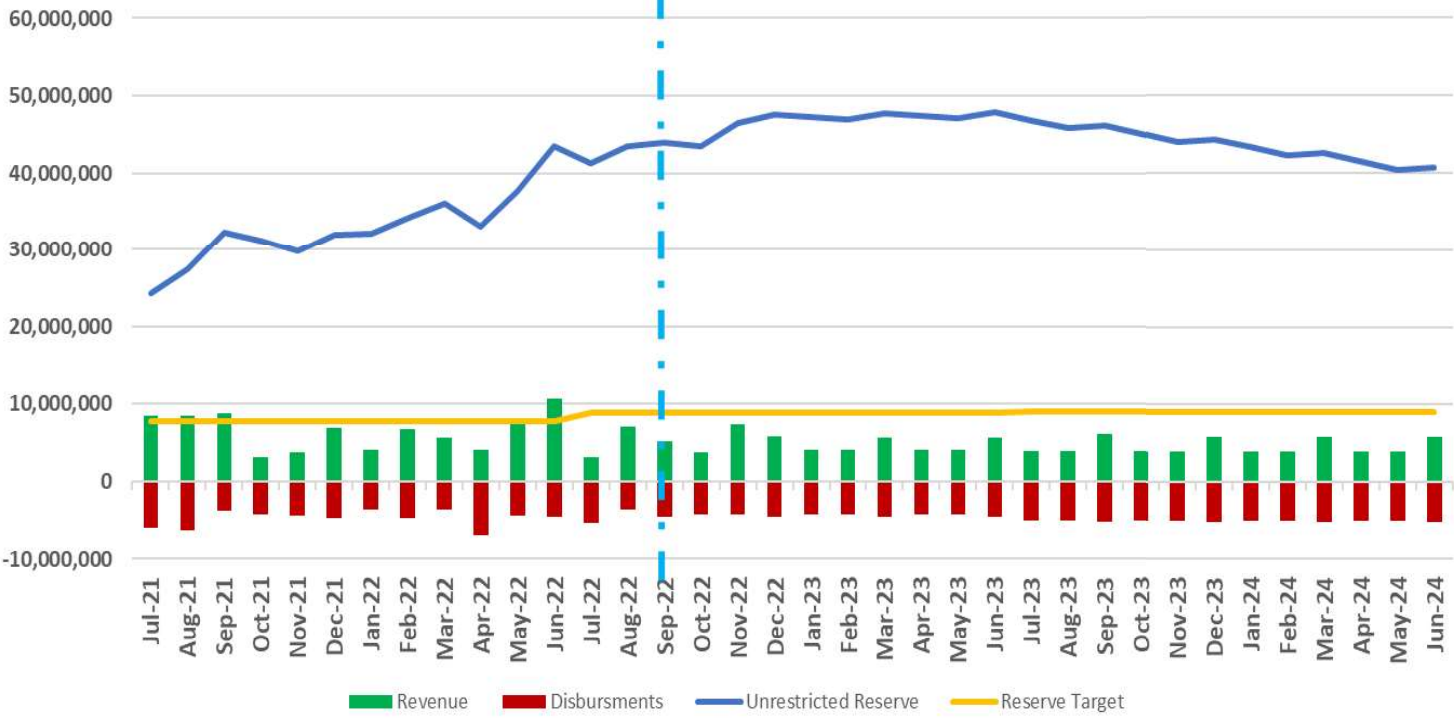
Minimum = 7,000 Miles



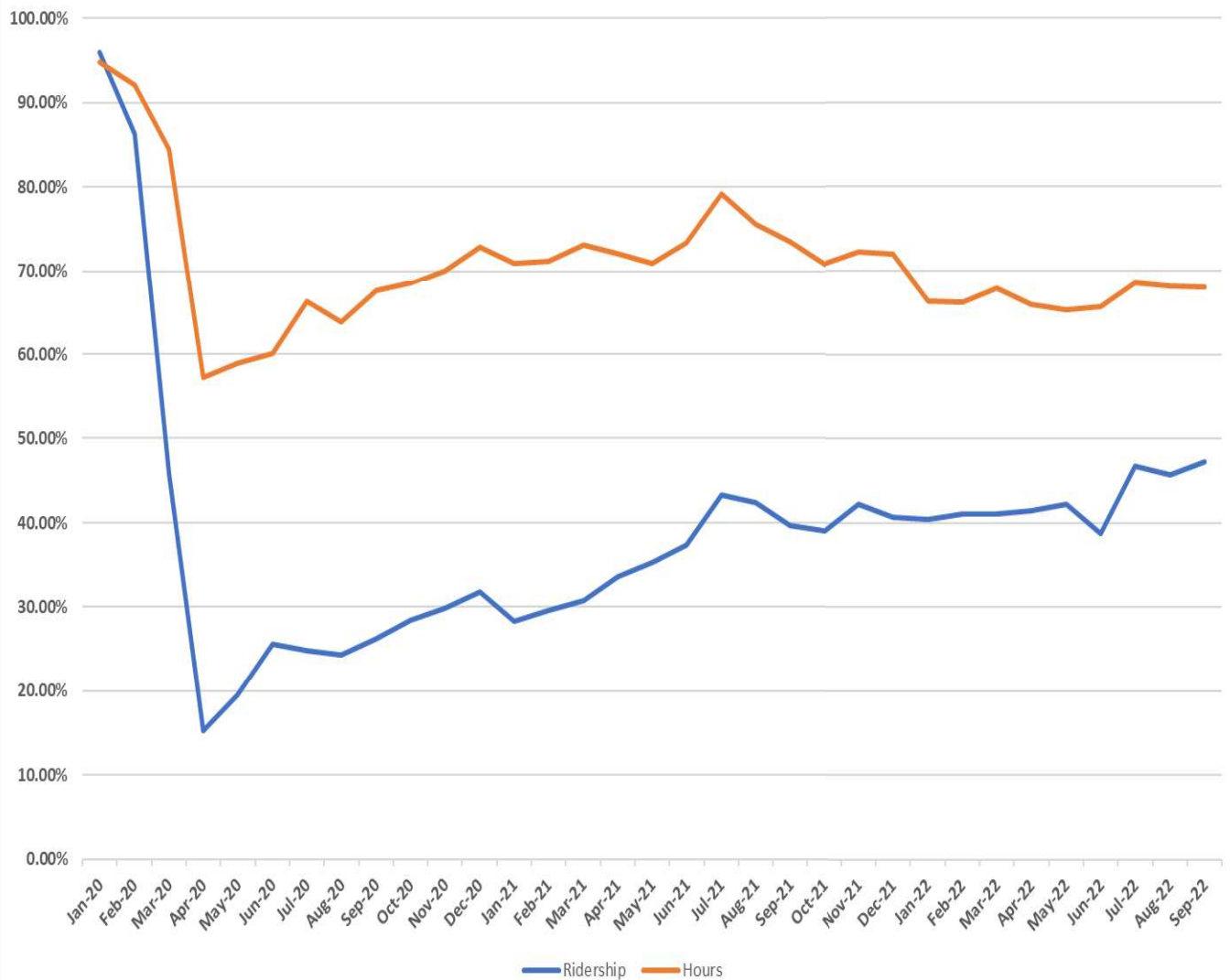
13 Month Rolling Boardings and Scheduled Trips



Cash Flow Projections July 2021 - June 2024



Percent of Monthly Ridership and Revenue Hours from CY17-19 Average

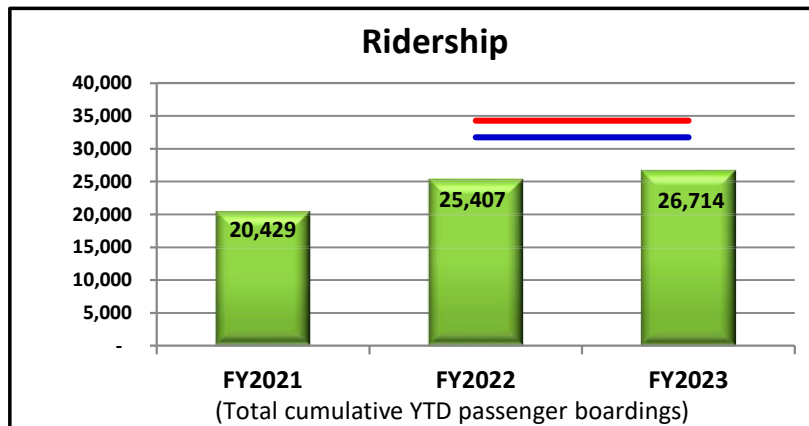


MST RIDES

YTD Dashboard Performance Comparative Statistics

July - September

Fiscal Years 2021-2023

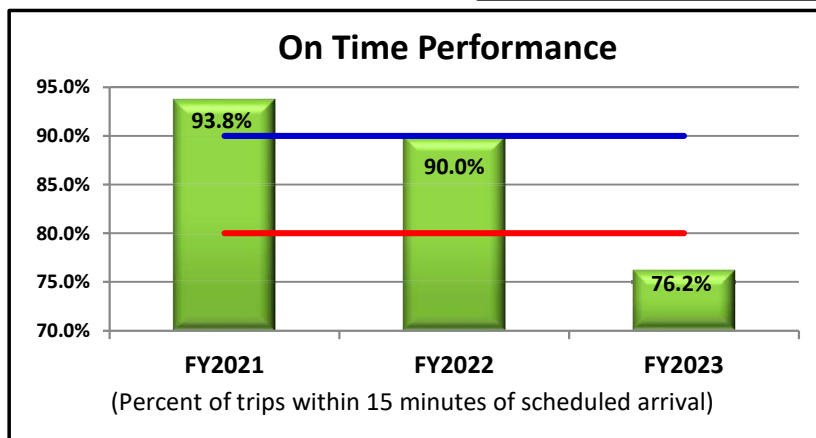
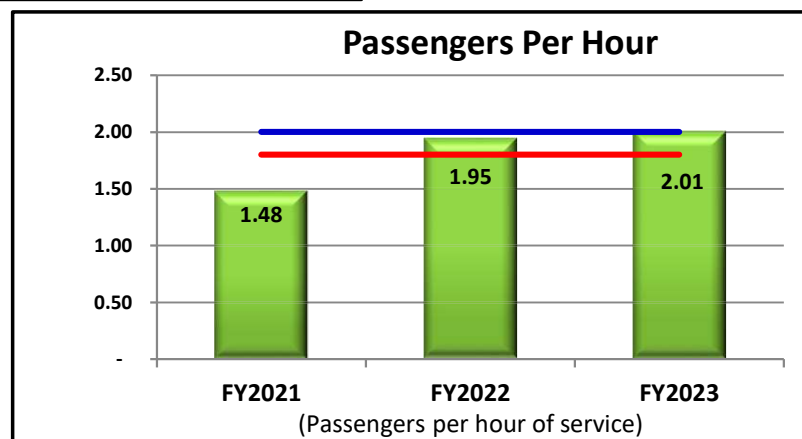


Goal = 31,759
passengers

Maximum = 34,299
passengers

Goal = 2.0
passengers p/h

Minimum = 1.8
passengers p/h

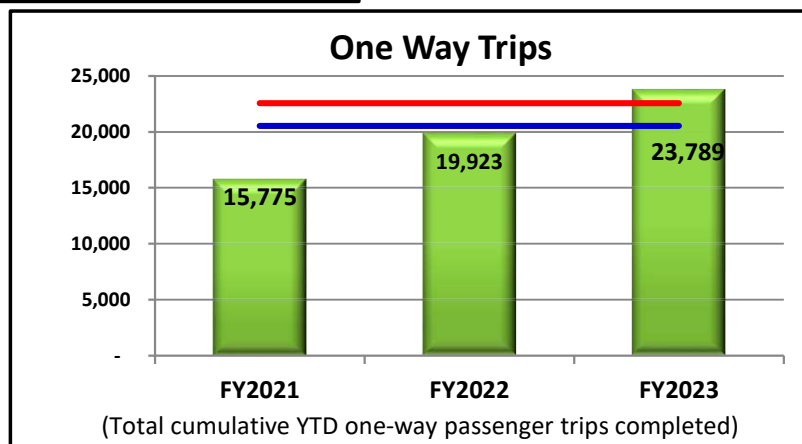


Goal = 90% on time

Minimum = 80% on time

Maximum = 22,573
one-way trips

Goal = 20,521
one-way trips

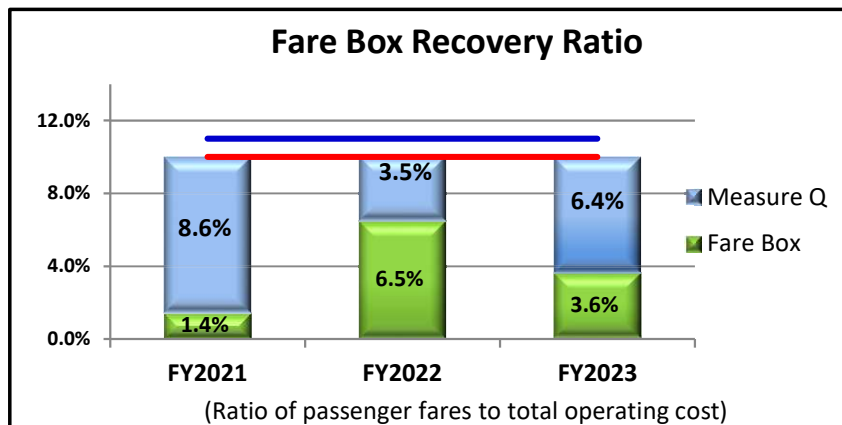


MST RIDES

YTD Dashboard Performance Comparative Statistics

July - September

Fiscal Years 2021-2023

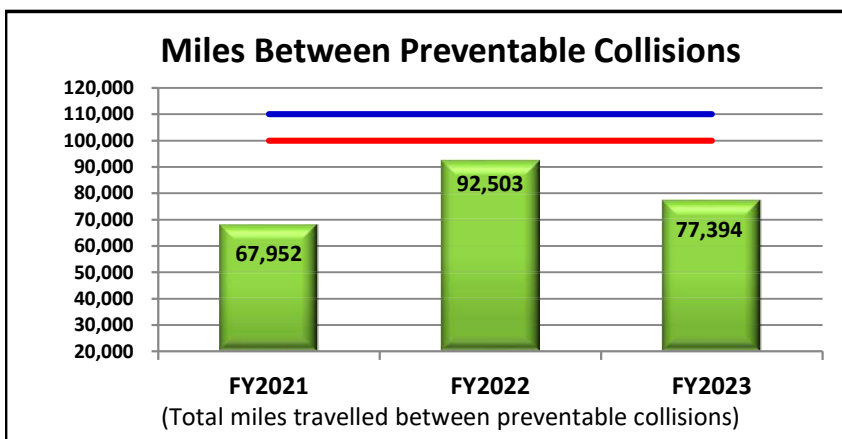
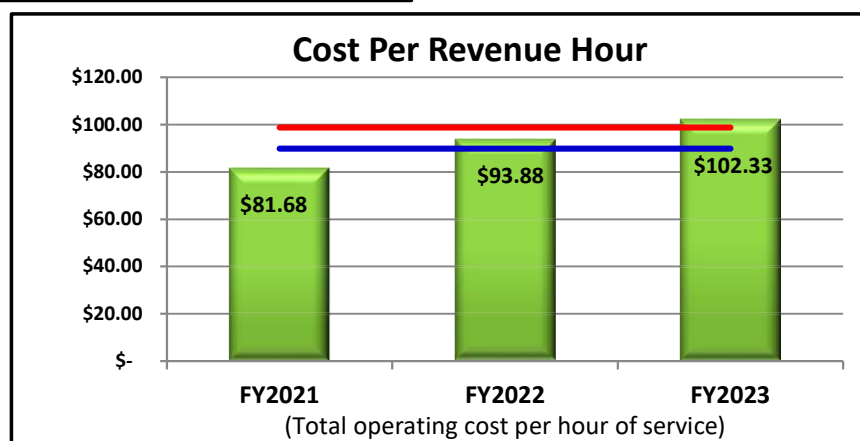


Goal = 11%

Minimum = 10%

Goal = \$89.82 per RH

Maximum = \$98.80 per RH

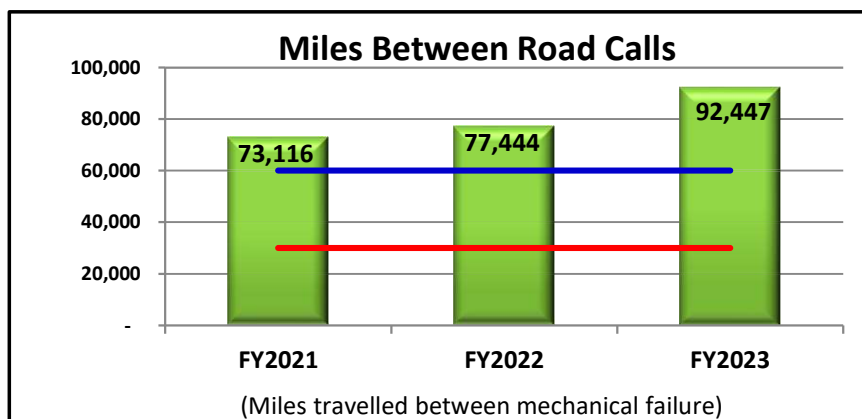


Goal = 110,000 Miles

Minimum = 100,000 Miles

Goal = 60,000 Miles

Minimum = 30,000 Miles

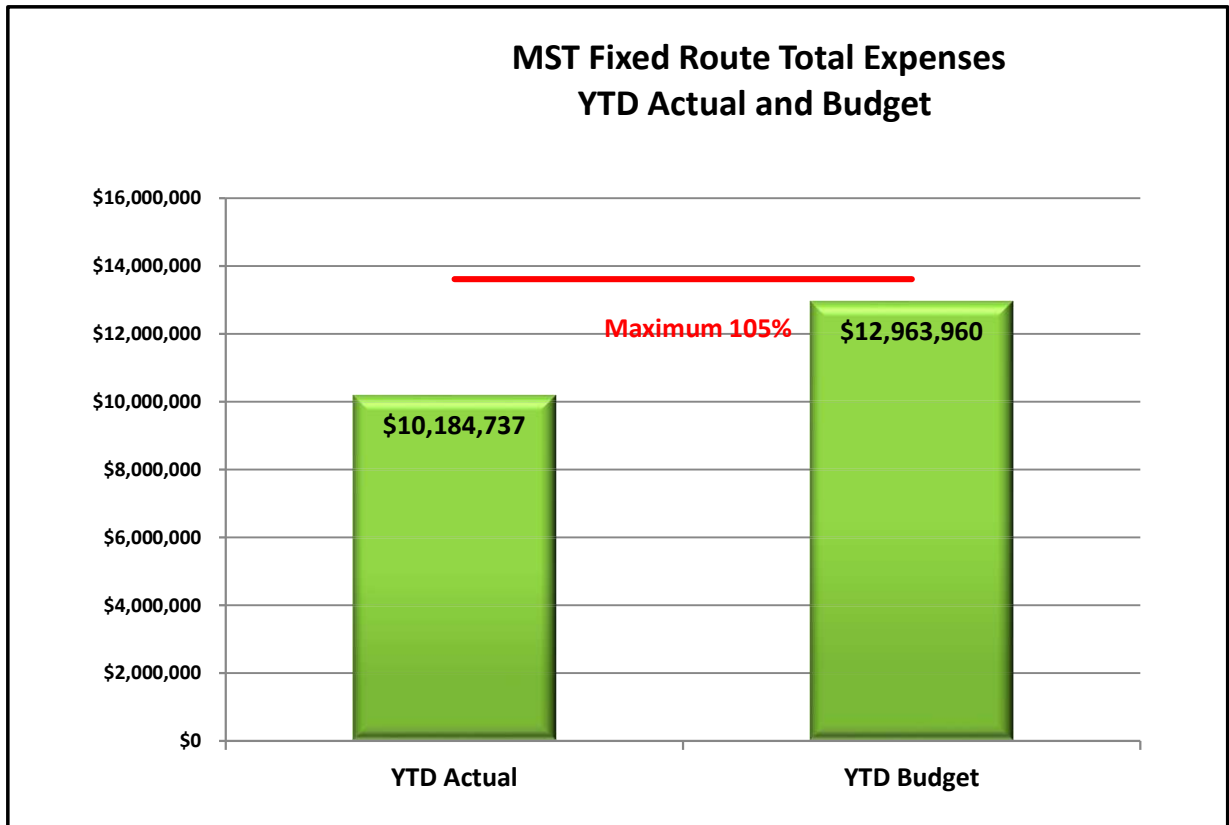
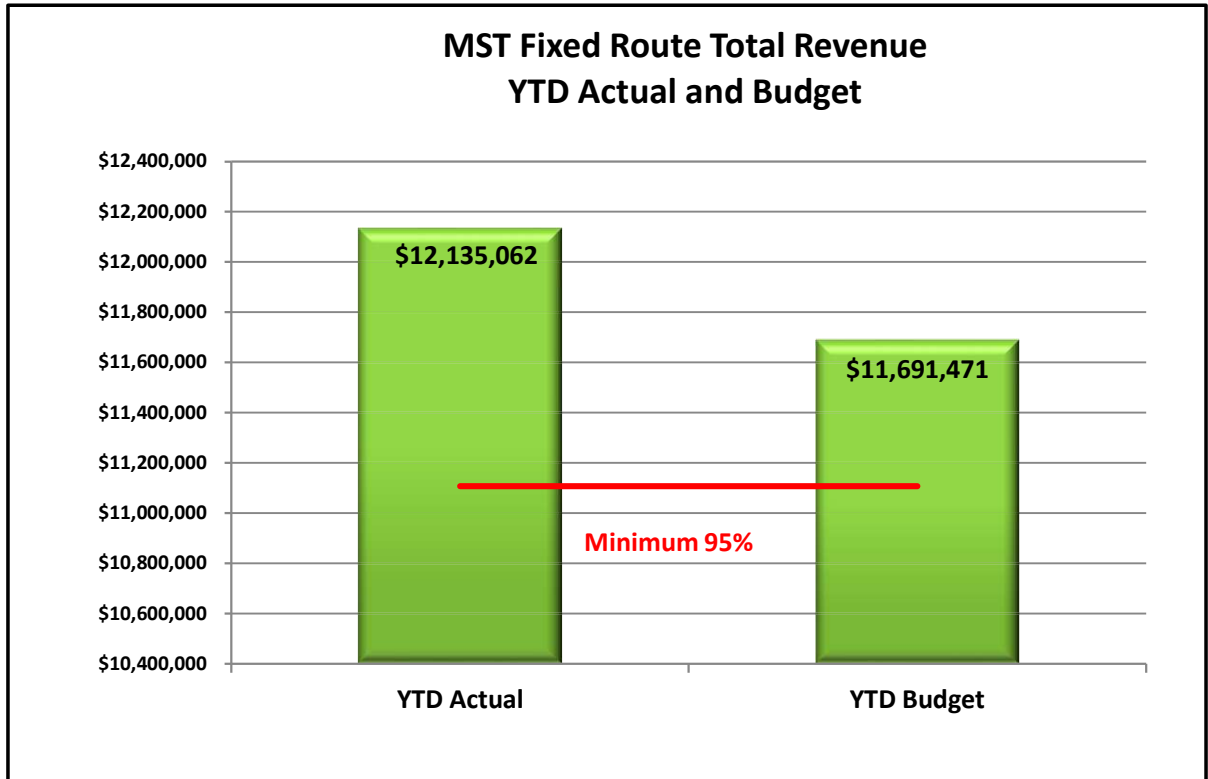


MST Fixed Route

Financial Performance Comparative Statistics

July - September

Fiscal Year 2023

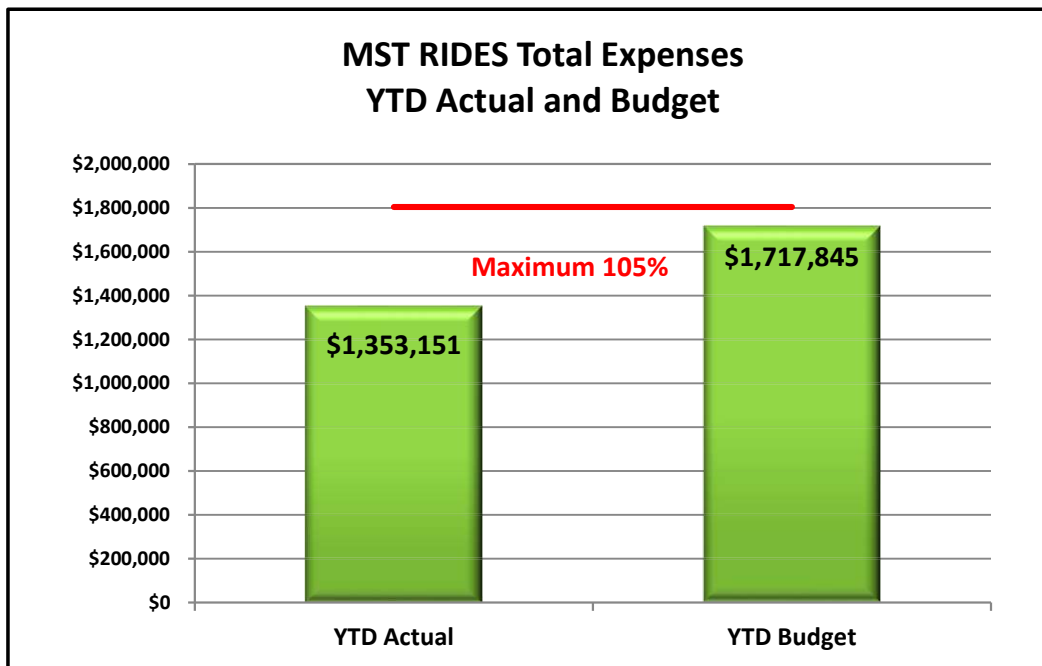
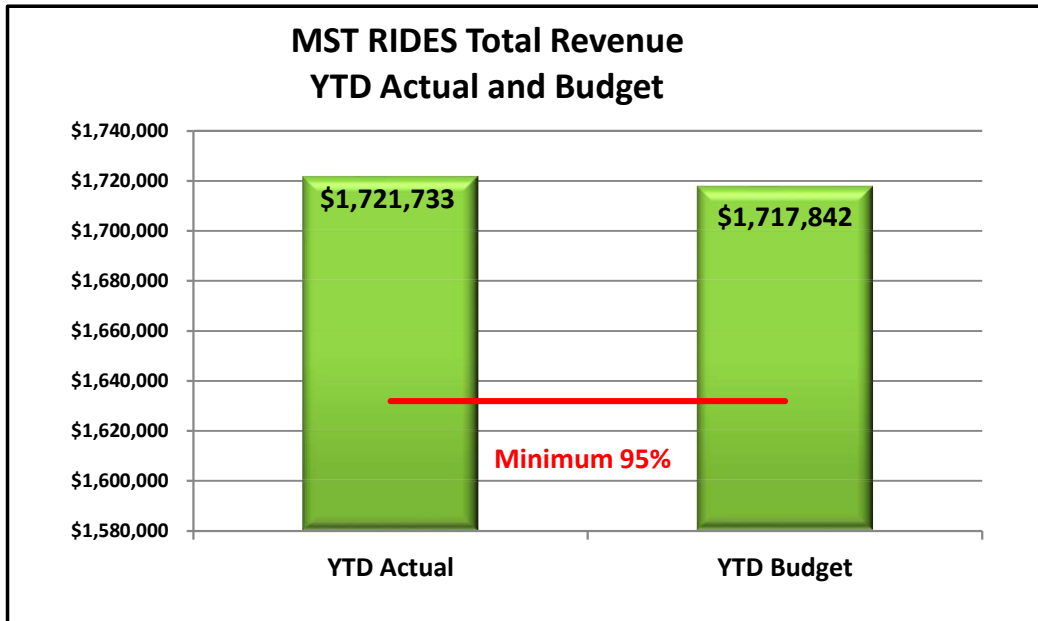


MST RIDES

Financial Performance Comparative Statistics


July - September

Fiscal Year 2023



Date: October 27, 2022

To: Carl Sedoryk, General Manager / CEO

From:  Norman K. Tuitavuki, Chief Operating Officer

Subject: **Transportation Department Monthly Report – August 2022**

FIXED ROUTE BUS OPERATIONS:

System-Wide Service: (Fixed Route & On-Call Services):

MST's preliminary boarding statistics indicate ridership was 195,184 in August 2022, which represents an 8% increase compared to August 2021's ridership of 180,779. This fiscal year to date, passenger boardings continue to increase overall; however, this positive ridership trend could change as we continue with our COVID-19 recovery efforts.

Month after month, MST's productivity continues to improve. MST's productivity increased from 9.7 passengers per hour in August 2021 to 11.6 passengers per hour in August of this year. This represents a 19% improvement compared to the same month, the previous year.

Supplemental / Special Services:

- MST Trolley Monterey Ridership: 29,624

System-Wide Statistics:

- Ridership: 195,184
- Vehicle Revenue Hours: 16,763
- Vehicle Revenue Miles: 240,015
- System Productivity: 11.6 Passengers Per Vehicle Revenue Hour
- One-Way Trips Provided: 19,968

On-Time Performance (OTP): Of 86,346 total time-point crossings sampled for August, the Transit Master™ system recorded 16,917 delayed arrivals to MST's published time-points system-wide. As a result, **80%** of all scheduled arrivals arrived on time. (See *MST Fixed-Route Bus ~ On Time Compliance Chart FY 2022 - 2023.*)

Note: Service arriving later than **5** minutes beyond the published time point is considered late. The on-time compliance chart, (attached), reflects system-wide "on-time performance" as a percentage of the total number of reported time-point crossings.

Service Canceled: As listed below, there were a total of four (4) service cancellations in August for both directly operated and contracted services – compared to nine (9) cancellations in the previous month, July 2022.

Total Revenue Trips Completed: 19,123			
Reason for Service Cancellation	MST	MV	Totals
Accident (MST)	1	0	1
Mechanical Failure	2	0	1
Other	1	0	0
Passenger Incident	0	0	2
Traffic	0	0	0
Staff Shortage	0	0	0
Totals	4	0	4

Documented Occurrences: MST Coach Operators are required to complete an occurrence report for any unusual incident that occurs during their workday. The information provided within these reports is used to identify trends which often drive changes in policy or standard operating procedures. The following is a comparative summary of reported incidents for August 2021 and 2022:

Occurrence Type	August-21	August-22
Collision: MST Involved	1	3
Employee Injury	1	0
Medical Emergency	0	0
Object Hits Coach	0	0
Passenger Conflict	2	1
Conflict: Passenger VS Passenger	0	2
Passenger Fall	2	7
Passenger Injury	1	1
Other	2	0
Near Miss	0	0
Fuel/fluid Spill	1	2
Unreported Damage	1	0
Totals	11	16

CONTRACTED TRANSPORTATION SERVICES:

MST RIDES ADA / MST Paratransit Program:

Preliminary boarding statistics for the MST RIDES program reflect that for August 2022 there were 8,996 passenger boardings. This is a 3% increase in passenger boardings compared to August 2021, (8,734). For the fiscal year – passenger boardings have increased by 3% compared to FY 2021.

- Productivity for August 2022 was 1.99 passengers per hour, increasing from 1.98 passengers per hour compared to the previous month (June 2022).
- For August 2022, 76% of all scheduled trips for the MST RIDES program arrived on time, below the expected on-time performance standard.

COMMUNICATIONS CENTER:

In August, MST's Communications Center summoned public safety agencies on eleven (11) separate occasions to MST's transit vehicles and facilities:

Agency Type	Incident Type	Number of Responses
Police	Vehicle Accident / Passenger Disturbance / Other	6
Medical	Employee Request / Passenger Request / Other	5
Fire	Employee Request / Passenger Request / Other	0
Totals		11

DEPARTMENT ACTIVITIES:

In August, several Operations Department Managers provided in-person tours of Monterey, Salinas, and contractor-operated facilities for MST's consultant, Stantec. In addition to the tours, staff participated in several meetings with Stantec to kick off planning for the Salinas Operations and Maintenance Facility project. This effort and future meetings between Stantec and MST staff will help shape and guide this project.

I participated in the California Transit Association (CTA) Zero Emission Vehicle (ZEV) Task Force Meeting. This task force consists of selected CTA members throughout the state. This task force is uniquely comprised of CTA members from all transportation modes (bus, rail, and ferry). The task force intends to develop advocacy priorities for CTA and its members. The task force's work in August resulted in a letter from CTA (supported by its members) regarding the California Air Resources Board's (CARB) comprehensive review of the status of zero-emission bus technology in 2022. The letter provides insight from CTA members. The ZEV Task Force will continue reviewing and responding to ZEV issues to support all its members.

ATTACHMENTS:

MST Fixed-Route Bus ~~ On Time Compliance FY 2023

MST Fixed-Route Bus ~~ Boarding Statistics FY 2023

MST Trolley ~~ Boarding Statistics FY 2023

MST RIDES ~~ On Time Compliance FY 2023

MST RIDES ~~ Boarding Statistics FY 2023


Operations Summary Report – August 2022

Mobility Management Report – August 2022

Blank Page

Date: October 28, 2022

To: Carl Sedoryk, General Manager / CEO

From:  Norman K. Tuitavuki, Chief Operating Officer

Subject: **Transportation Department Monthly Report – September 2022**

FIXED ROUTE BUS OPERATIONS:

System-Wide Service: (Fixed Route & On-Call Services):

MST's boarding statistics indicate ridership was 191,297 in September 2022, which represents a 19% increase compared to September 2021's ridership of 160,193. For the fiscal year to date, passenger boardings continue to increase overall; however, this positive ridership trend could change as we continue with our COVID-19 recovery efforts.

Month after month, MST's productivity continues to improve. MST's productivity increased from 9.3 passengers per hour in September 2021, to 12.0 passengers per hour in September of this year. This represents a 29% improvement compared to the same month, the previous year.

Supplemental / Special Services:

- MST Trolley Monterey Passengers: 5,045

System-Wide Statistics:

- Ridership: 191,297
- Vehicle Revenue Hours: 15,7938
- Vehicle Revenue Miles: 237,291
- System Productivity: 12.0 Passengers Per Vehicle Revenue Hour
- One-Way Trips Provided: 18,498

On-Time Performance (OTP): Of 83,021 total time-point crossings sampled for September, the Transit Master™ system recorded 16,762 delayed arrivals to MST's published time-points system-wide. As a result, **80%** of all scheduled arrivals arrived on time. (See *MST Fixed-Route Bus ~ On Time Compliance Chart FY 2022 - 2023.*)

Note: Service arriving later than 5 minutes beyond the published time point is considered late. The on-time compliance chart, (attached), reflects system-wide "on-time performance" as a percentage of the total number of reported time-point crossings.

Service Canceled: As listed below, there were a total of eight (8) service cancellations in September for both directly operated and contracted services – compared to four (4) service cancellations in the previous month, August 2022.

Total Revenue Trips Completed: 18,498			
Reason for Service Cancellation	MST	MV	Totals
Accident (MST)	1	0	1
Mechanical Failure	0	0	0
Late Adherence	2	0	2
Other	2	0	2
Passenger Incident	2	0	2
Traffic	0	0	0
Staff Shortage	1	0	1
Totals	8	0	8

Documented Occurrences: MST Coach Operators are required to complete an occurrence report for any unusual incident that occurs during their workday. The information provided within these reports is used to identify trends that often drive changes in policy or standard operating procedures. The following is a comparative summary of reported incidents for September 2021 and 2022:

Occurrence Type	September-21	September-22
Collision: MST Involved	1	6
Employee Injury	1	0
Medical Emergency	0	3
Object Hits Coach	0	0
Passenger Conflict	2	6
Conflict: Passenger VS Passenger	0	0
Passenger Fall	2	4
Passenger Injury	1	0
Other	2	0
Near Miss	0	0
Fuel/fluid Spill	1	0
Unreported Damage	1	0
Totals	11	19

CONTRACTED TRANSPORTATION SERVICES:

MST RIDES ADA / MST Paratransit Program:

Preliminary boarding statistics for the MST RIDES program reflect that for September 2022 there were 9,194 passenger boardings. This is a 3% increase in passenger boardings compared to September 2021, (9,123). For the Fiscal year – passenger boardings have increased by 1% compared to FY 2021.

- Productivity for September 2022 was 1.89 passengers per hour, decreasing from 1.99 passengers per hour compared to the previous month (August 2022).
- For September 2022, 79% of all scheduled trips for the MST RIDES program arrived on time, below the expected on-time performance standard.

COMMUNICATIONS CENTER:

In September, MST's Communications Center summoned public safety agencies on ten (10) separate occasions to MST's transit vehicles and facilities:

Agency Type	Incident Type	Number of Responses
Police	Vehicle Accident / Passenger Disturbance / Other	6
Medical	Employee Request / Passenger Request / Other	4
Fire	Employee Request / Passenger Request / Other	0
Totals		10

DEPARTMENT ACTIVITIES:

In September, I completed an online training course, "Leadership – eProject Management" through the California Transit Training Consortium (CTTC) of which MST is a member. The training provided a review of project management-specific processes and procedures. The training helped me better understand how to manage projects of all sizes and will enable me to provide improved oversight for all projects within the Operations department.

The Facilities Manager and I attended the Zero Emission Bus Conference (ZEBcon) in Anaheim. The conference was well attended by industry colleagues, businesses, and other entities interested in California's transition to zero-emission technology. In addition to the sessions attended, the Facilities Manager and I participated in a tour of Foothill Transit's hydrogen fueling project under construction at that time. Additional information and details on the conference can be found in my report – contained in the November 2022 Board packet.

Along with the rest of MST's Executive Leadership Team (ELT), I attended MST's 50th Anniversary luncheons at our Monterey, Salinas, and King City divisions. I interacted

with MST's employees and congratulated them for their commitment and work to accomplish MST's mission. The lunches were well received by all attendees and the experience will help MST build rapport and improve employee morale.

ATTACHMENTS:

MST Fixed-Route Bus ~~ On Time Compliance FY 2023

MST Fixed-Route Bus ~~ Boarding Statistics FY 2023

MST Trolley ~~ Boarding Statistics FY 2023

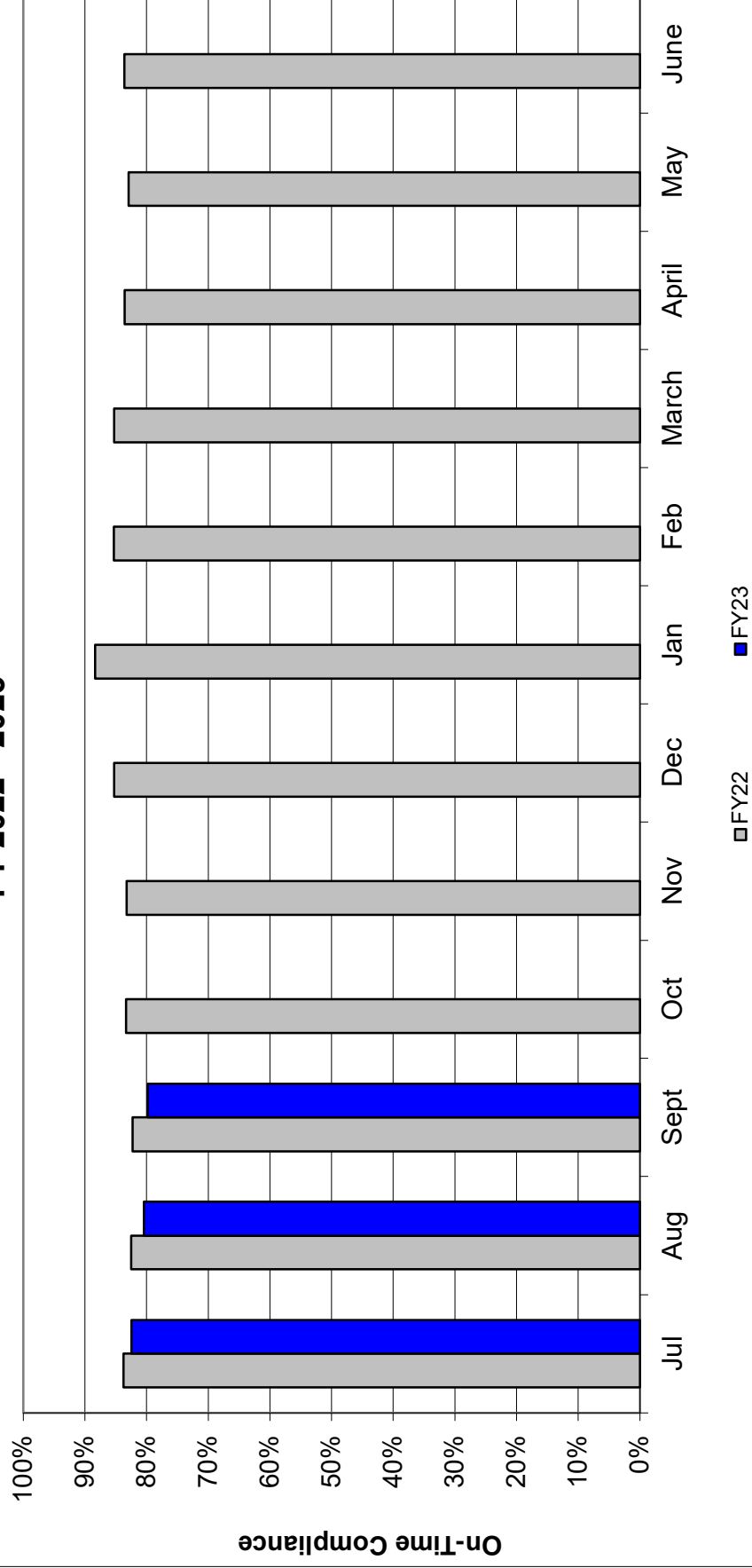
MST RIDES ~~ On Time Compliance FY 2023

MST RIDES ~~ Boarding Statistics FY 2023

Operations Summary Report – September 2022

Mobility Management Report – September 2022

**On-Time Compliance
FY 2022 - 2023**



MST FIXED ROUTE BOARDINGS

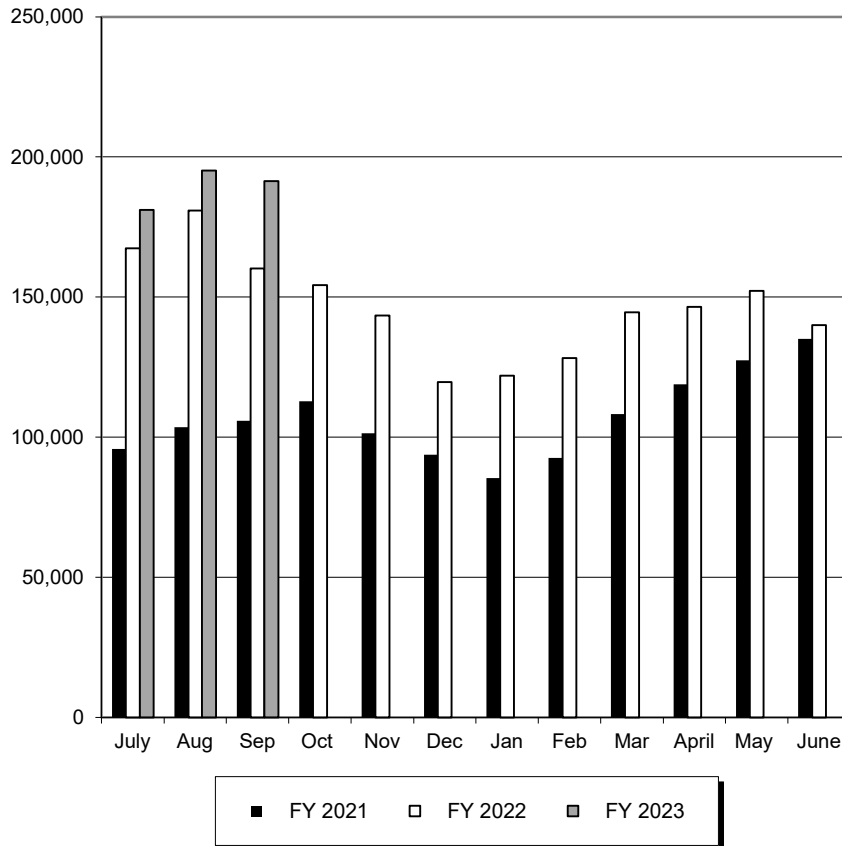
FY 2023 Monthly Boardings

MONTH	FY 2021	FY 2022	FY 2023	% CHANGE
July	95,804	167,376	181,032	8.16%
Aug	103,571	180,779	195,184	7.97%
Sep	105,859	160,193	191,297	19.42%
Oct	112,734	154,244		
Nov	101,413	143,346		
Dec	93,641	119,621		
Jan	85,388	121,891		
Feb	92,618	128,215		
Mar	108,182	144,628		
April	118,917	146,570		
May	127,422	152,164		
June	135,070	140,023		
TOTAL	1,280,619	1,759,050	567,513	0
YTD Avg.	101,745	169,449	181,032	0
YTD Cumulative	305,234	508,348	181,032	0

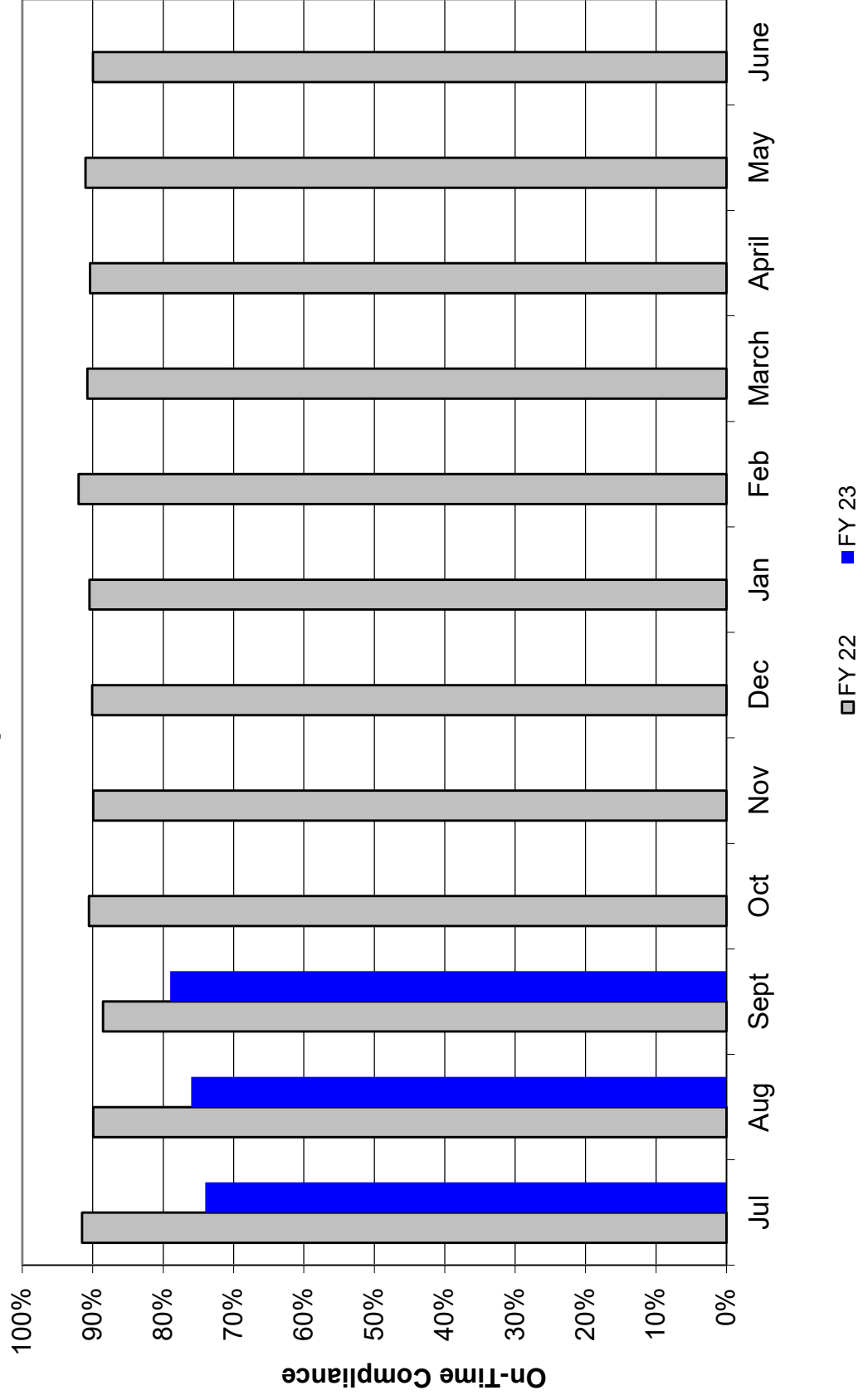
*** Preliminary**

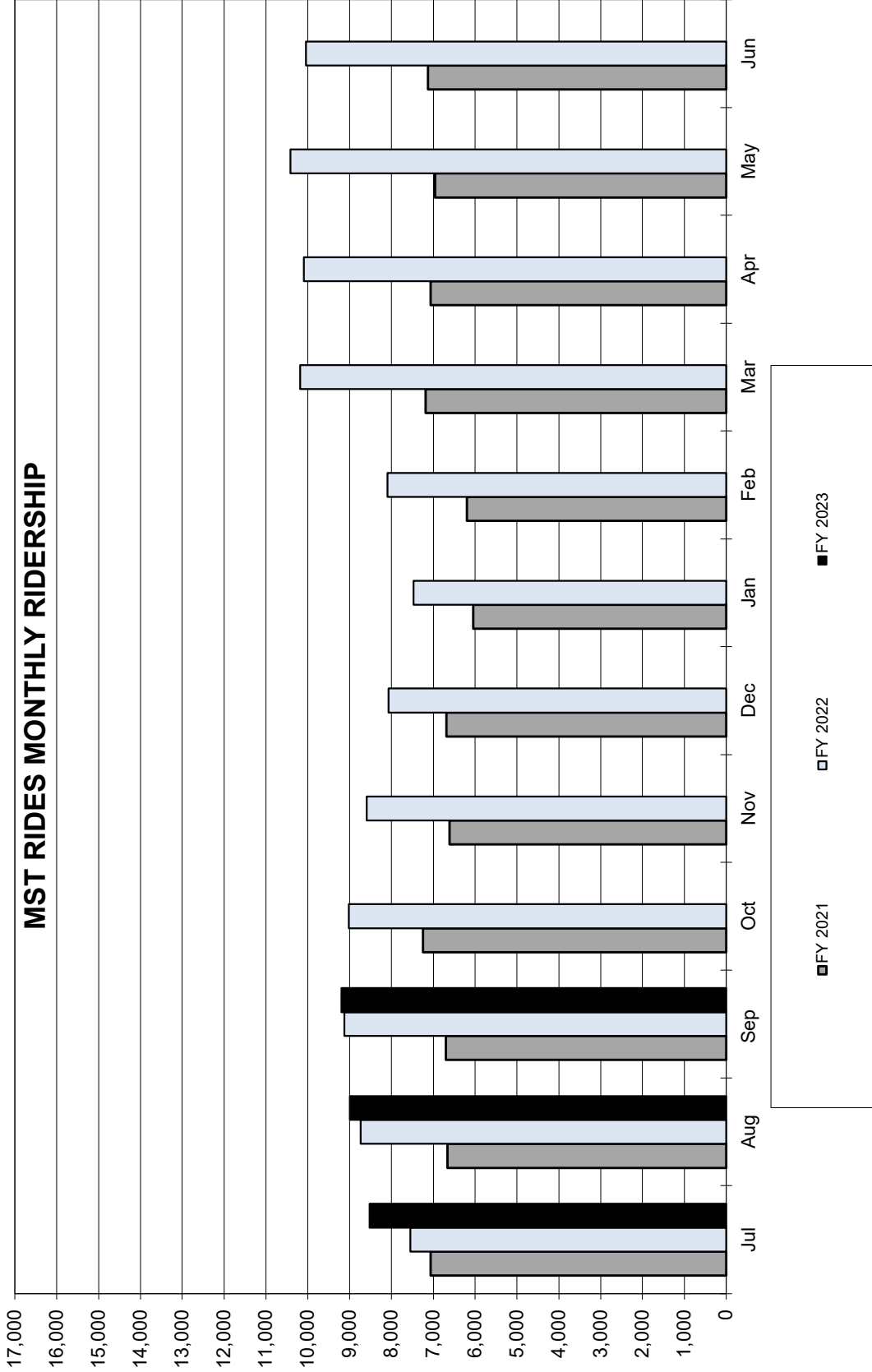
Boardings are inclusive of all On Call, Trolley, & Fixed Route Services

MONTHLY RIDERSHIP

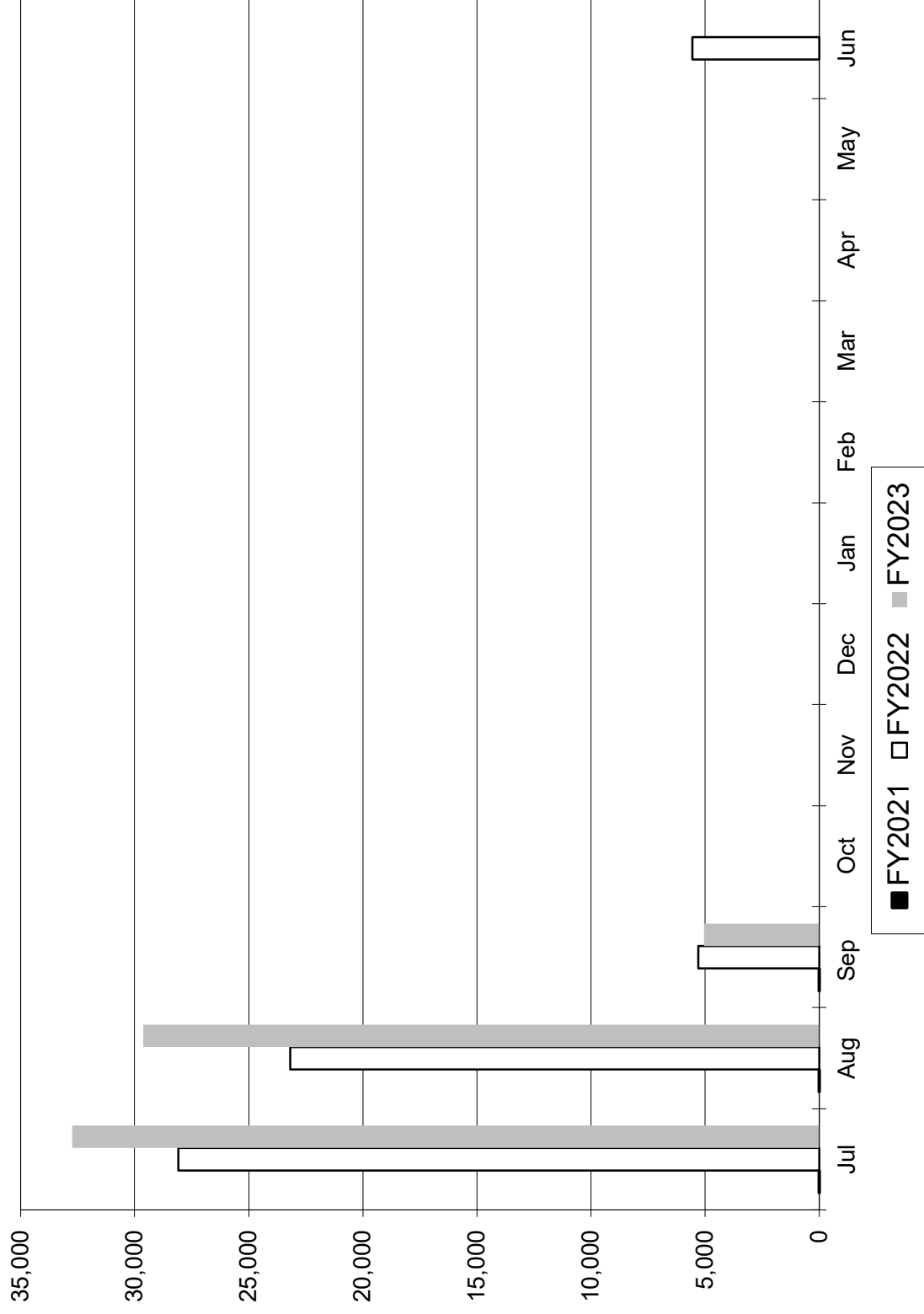


MST RIDES
On-Time Compliance FY 2022 - 2023





MONTEREY TROLLEY MONTHLY RIDERSHIP



Blank Page



Operations Summary Report

Fixed Route Services

September 2022

SERVICE DELIVERED		SERVICE QUALITY	
Ridership	191,297	On-Time Time Points	66,259
Passengers / Vehicle Revenue Hour	12.0	Delayed Time Points	16,762
Revenue Miles	237,291	On-Time Passenger Boardings	155,675
One-Way Trips Operated	18,498	Percent On-Time Boardings	81.5%

Systemwide Service:

Boardings reported for the month of September show ridership to be 19.4% higher than in September of 2022, when 160,193 boardings were reported. Over that same timeframe, the amount of revenue hours operated decreased by 7.5%, resulting in a 29.1 % increase in productivity, from 9.3 Passengers Per Hour last September to 12.0 Passengers Per Hour this September. The increase in ridership can be attributed to fewer emergency service reductions and fewer county wide restrictions due to COVID-19.

For the fiscal year ridership has increased 11.6 % and revenue hours operated have decreased 10.2%, resulting in a 24.4% increase in productivity (from 9.4 PPH to 11.6 PPH).

Seasonal Service:

The MST Trolley Monterey reported 5,045 boardings for the month of September and operated until Labor Day, September 5, 2022.

Supplemental / Special Event Service:

Service operated September 2-5 for the Monterey County Fair, reporting a total of 5,788 boardings. Service operated September 23-25 for the Monterey Jazz Festival, reporting a total of 8,428 boardings.

System-Wide Ridership

FY 21	FY 22	FY 23
1,280,619	1,759,050	567,513
Year To Date: 305,234	Year To Date: 508,348 Difference from FY21: ▲ 203,114 (67%)	Difference from FY22: ▲ 59,165 (12%)

System-Wide Passengers Per Revenue Hour

FY 21	FY22	FY23
6.48	8.90	11.64
Year to Date: 6.49	Year to Date: 9.358 Difference from FY 21: ▲ 2.867 (44%)	Difference from FY 22: ▲ 2.282 (24%)

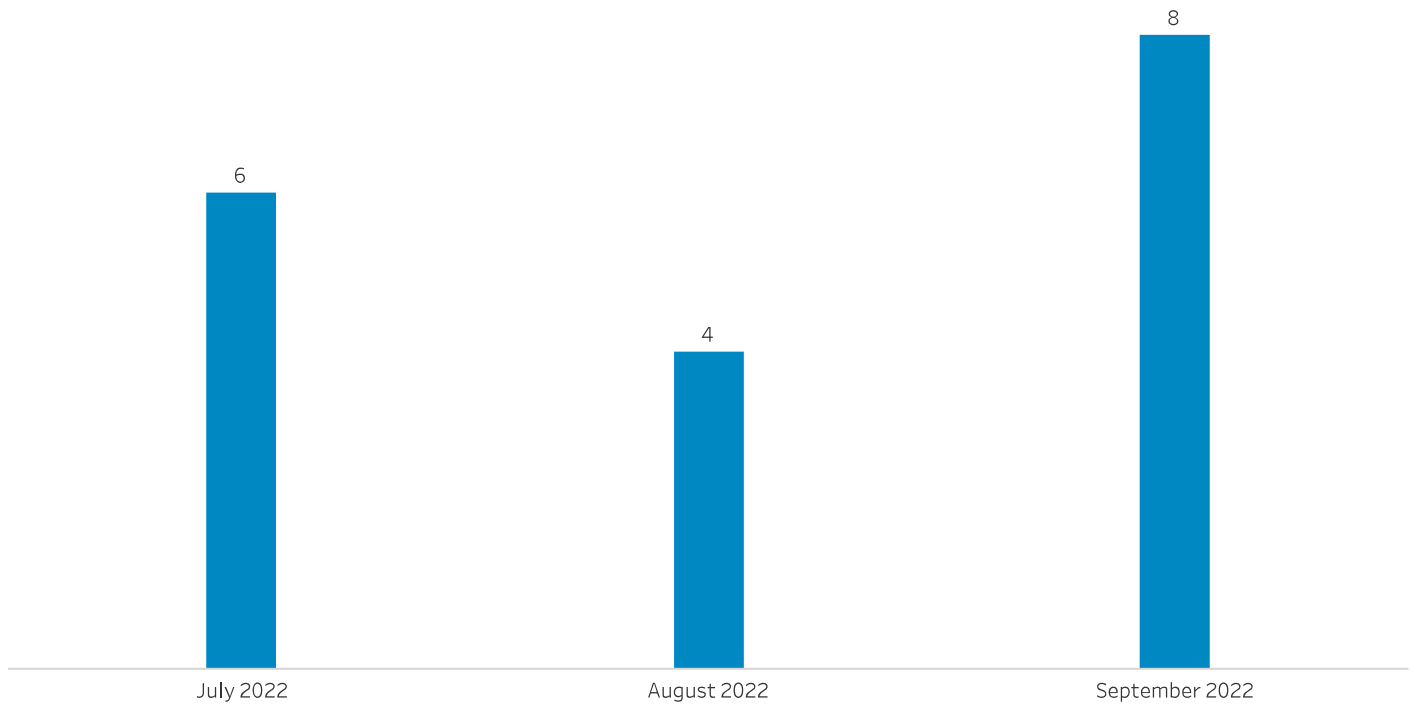
Special Events Ridership

Monterey County Fair	Monterey Jazz Festival
5,788	8,428

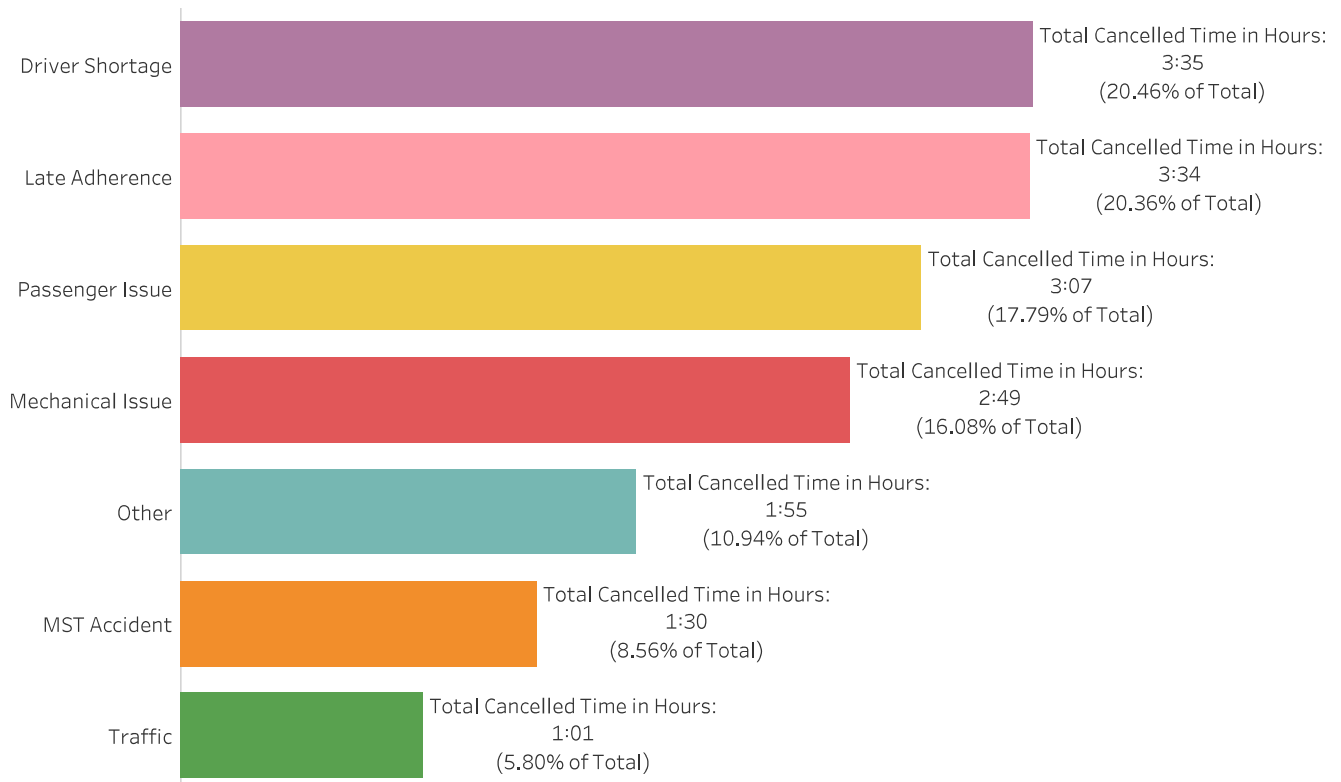
Fixed Route Cancellations

September 2022

Service Cancellations by Month

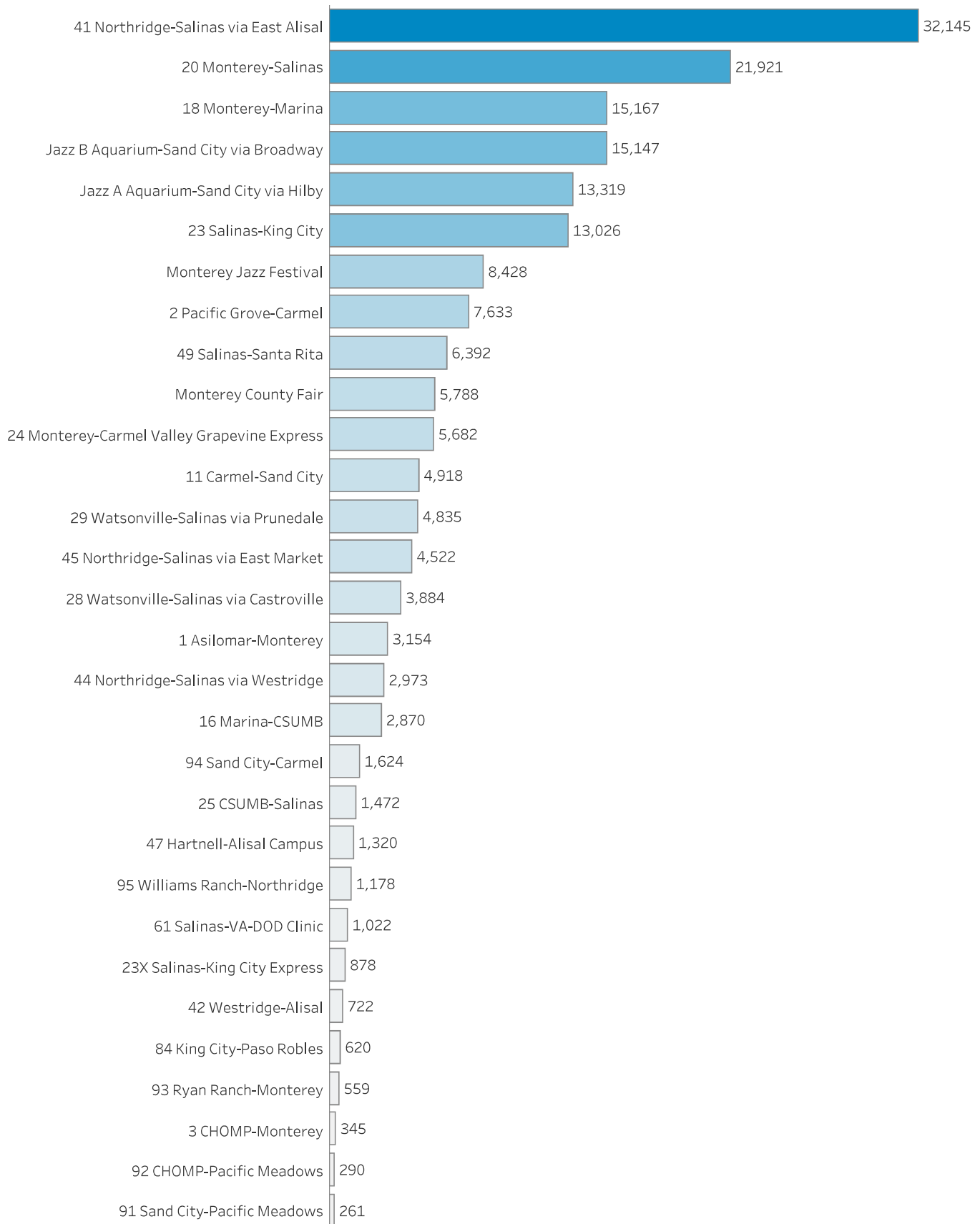


Cancelled Hours - Year to Date



Ridership by Line

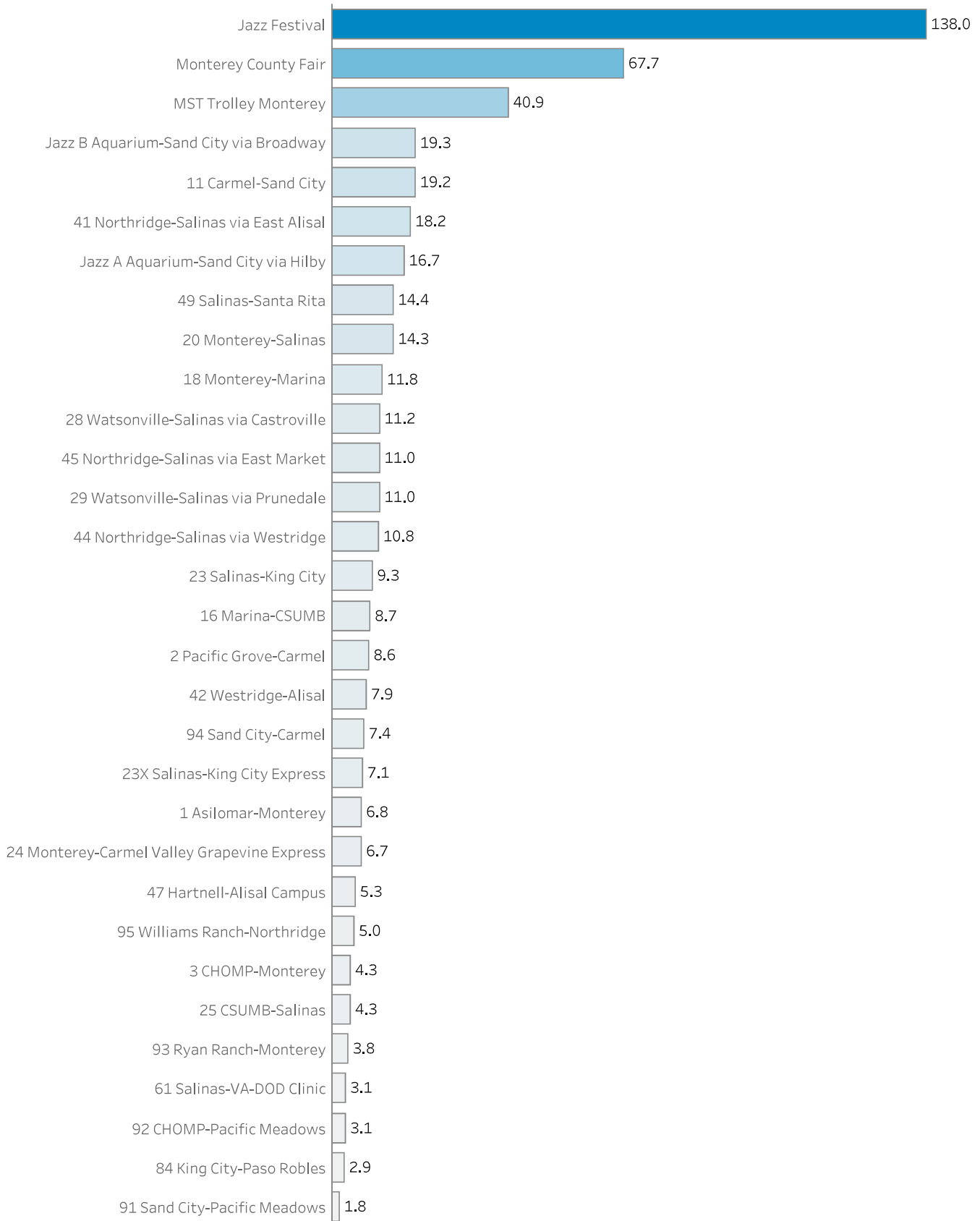
September 2022



Productivity by Line

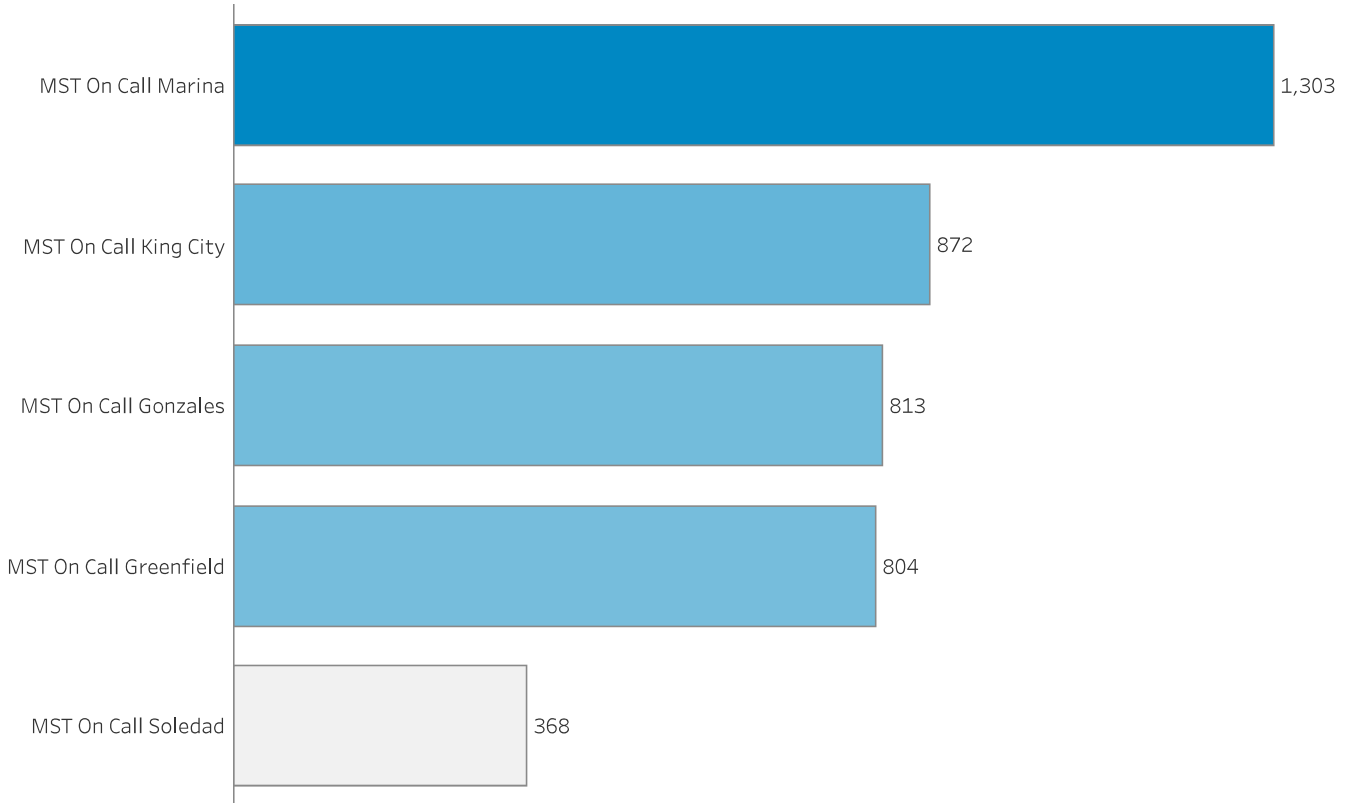
(Passengers/Hour)

September 2022



Microtransit Ridership

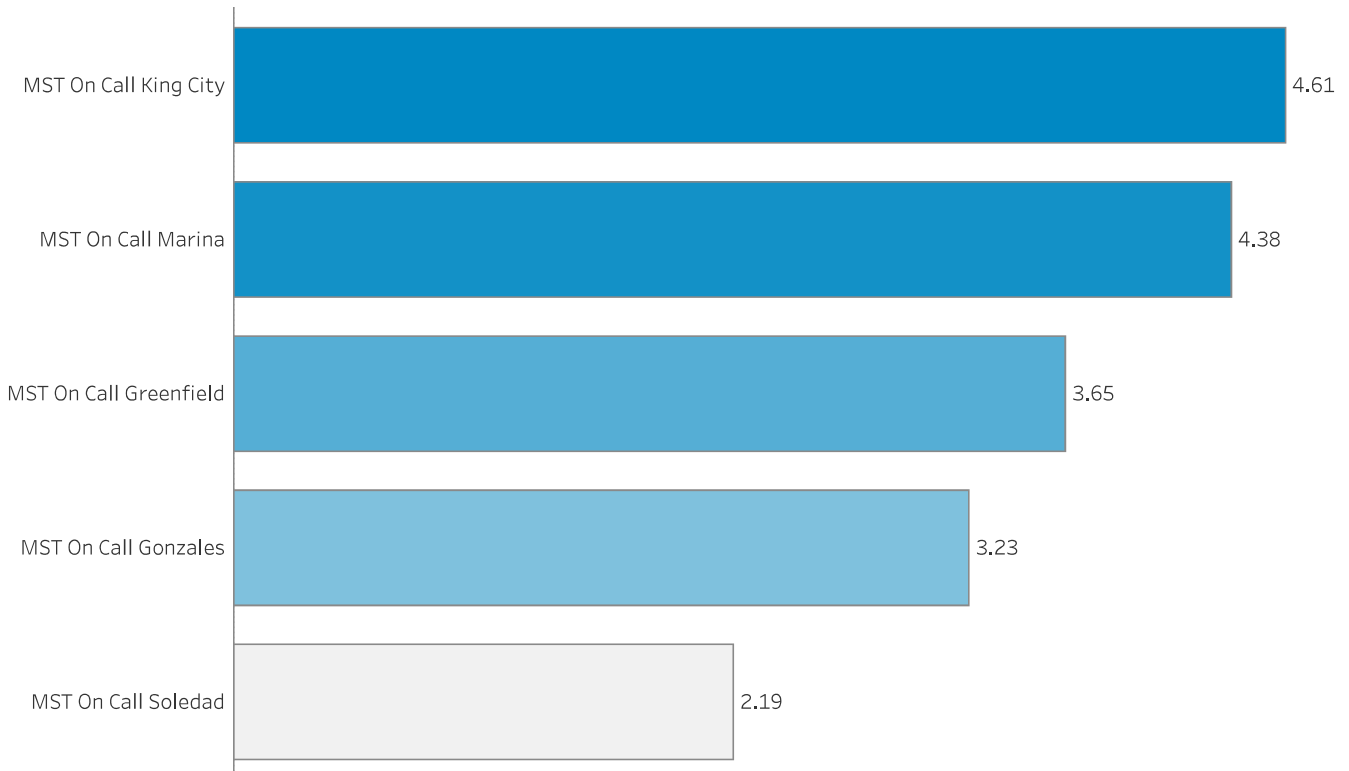
September 2022



Microtransit Productivity

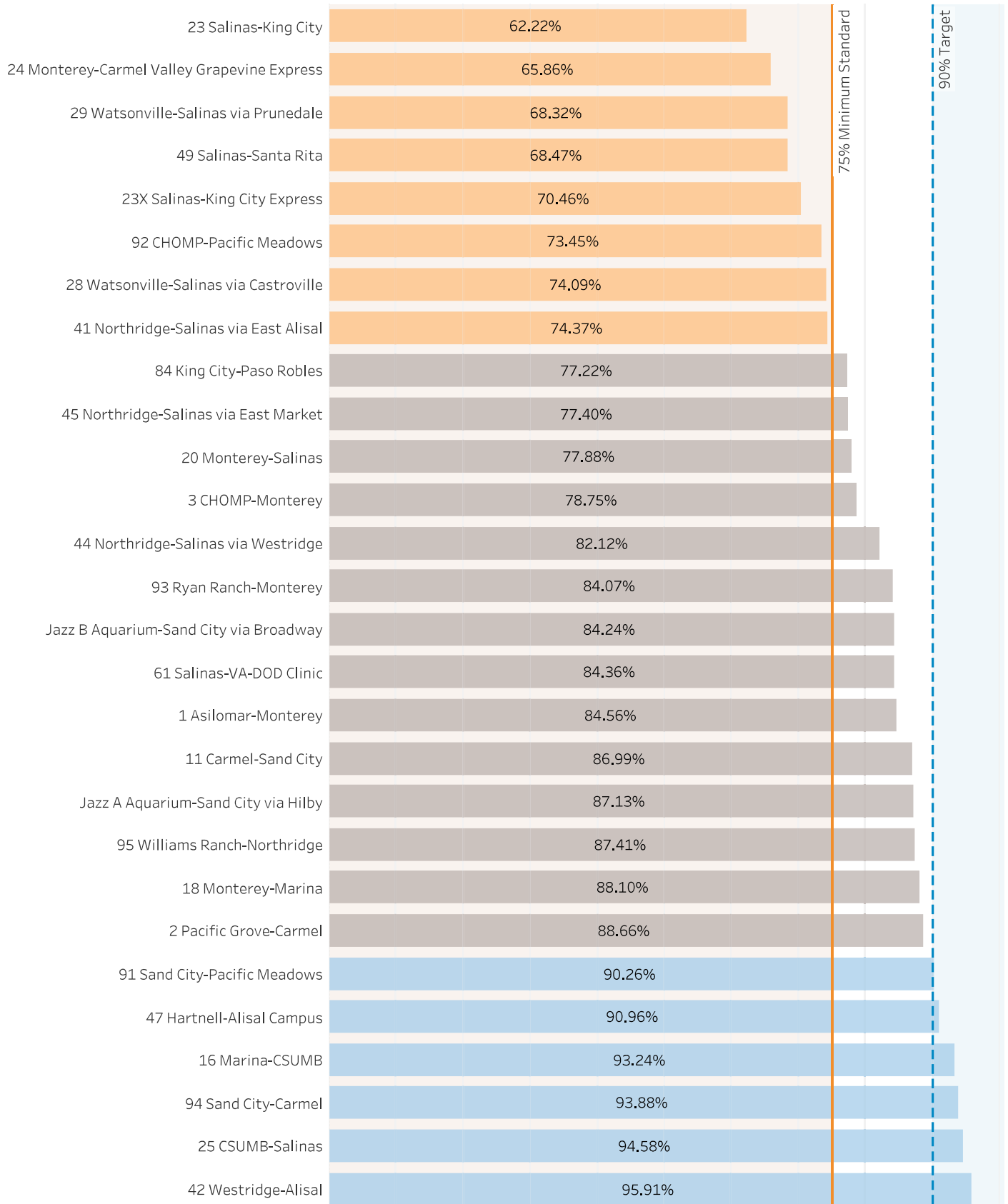
(Passengers / Revenue Hour)

September 2022



Schedule Adherence by Line

Percent On-Time Timepoints
September 2022



September 2022

Systemwide Riders: 191,297
Systemwide Revenue Miles: 237,291
Systemwide Revenue Hours: 15,937:56

Local

Line	VRH	Riders	VRM	Pax/Hr	% Riders	% Hours
3 CHOMP-Monterey (MV)	80:08	345	1,045.5	4.3	0.2%	0.5%

Microtransit

Line	VRH	Riders	VRM	Pax/Hr	% Riders	% Hours
MST On Call Gonzales (MV)	252:00	813	0.0	3.2	0.4%	1.6%
MST On Call Greenfield (MV)	220:30	804	0.0	3.6	0.4%	1.4%
MST On Call King City (MV)	189:00	872	0.0	4.6	0.5%	1.2%
MST On Call Marina (MV)	299:59	1,303	0.0	4.3	0.7%	1.9%
MST On Call Soledad (MV)	167:59	368	0.0	2.2	0.2%	1.1%

Primary

Line	VRH	Riders	VRM	Pax/Hr	% Riders	% Hours
1 Asilomar-Monterey (MV)	464:32	3,154	4,974.3	6.8	1.6%	2.9%
2 Pacific Grove-Carmel	889:53	7,633	9,784.2	8.6	4.0%	5.6%
11 Carmel-Sand City	255:30	4,918	3,645.5	19.2	2.6%	1.6%
16 Marina-CSUMB	328:00	2,870	5,416.4	8.7	1.5%	2.1%
18 Monterey-Marina	1,289:21	15,167	14,816.6	11.8	7.9%	8.1%
24 Monterey-Carmel Valley Grapevine Express (MV)	843:07	5,682	16,749.0	6.7	3.0%	5.3%
25 CSUMB-Salinas (MV)	343:41	1,472	6,576.2	4.3	0.8%	2.2%
41 Northridge-Salinas via East Alisal	1,763:01	32,145	18,410.6	18.2	16.8%	11.1%
42 Westridge-Alisal	90:55	722	1,061.1	7.9	0.4%	0.6%
44 Northridge-Salinas via Westridge	276:02	2,973	3,564.7	10.8	1.6%	1.7%
45 Northridge-Salinas via East Market	409:32	4,522	5,313.8	11.0	2.4%	2.6%
47 Hartnell-Alisal Campus (MV)	249:54	1,320	2,031.5	5.3	0.7%	1.6%
49 Salinas-Santa Rita	444:56	6,392	4,224.9	14.4	3.3%	2.8%
61 Salinas-VA-DOD Clinic (MV)	329:14	1,022	5,390.9	3.1	0.5%	2.1%
91 Sand City-Pacific Meadows (MV)	145:00	261	2,063.8	1.8	0.1%	0.9%
92 CHOMP-Pacific Meadows (MV)	94:00	290	1,075.5	3.1	0.2%	0.6%
93 Ryan Ranch-Monterey (MV)	145:57	559	2,183.5	3.8	0.3%	0.9%
94 Sand City-Carmel (MV)	219:59	1,624	3,017.8	7.4	0.8%	1.4%
95 Williams Ranch-Northridge (MV)	234:29	1,178	2,543.5	5.0	0.6%	1.5%
Jazz A Aquarium-Sand City via Hilby	796:42	13,319	8,202.6	16.7	7.0%	5.0%
Jazz B Aquarium-Sand City via Broadway	785:59	15,147	8,882.7	19.3	7.9%	4.9%

Regional

Line	VRH	Riders	VRM	Pax/Hr	% Riders	% Hours
20 Monterey-Salinas	1,527:58	21,921	30,064.8	14.3	11.5%	9.6%
23 Salinas-King City	1,403:41	13,026	39,139.0	9.3	6.8%	8.8%
23X Salinas-King City Express	123:54	878	4,485.5	7.1	0.5%	0.8%
28 Watsonville-Salinas via Castroville	346:59	3,884	8,955.6	11.2	2.0%	2.2%
29 Watsonville-Salinas via Prunedale	439:29	4,835	8,150.3	11.0	2.5%	2.8%
84 King City-Paso Robles	216:14	620	7,874.2	2.9	0.3%	1.4%

Trolley

Line	VRH	Riders	VRM	Pax/Hr	% Riders	% Hours
MST Trolley Monterey	123:30	5,045	860.3	40.9	2.6%	0.8%

Supplemental

Line	VRH	Riders	VRM	Pax/Hr	% Riders	% Hours
Jazz Festival	61:04	8,428	397.6	138.0	4.4%	0.4%
Monterey County Fair	85:32	5,788	798.7	67.7	3.0%	0.5%

MOBILITY DEPARTMENT UPDATE – SEPTEMBER 2022

Outreach and Training:

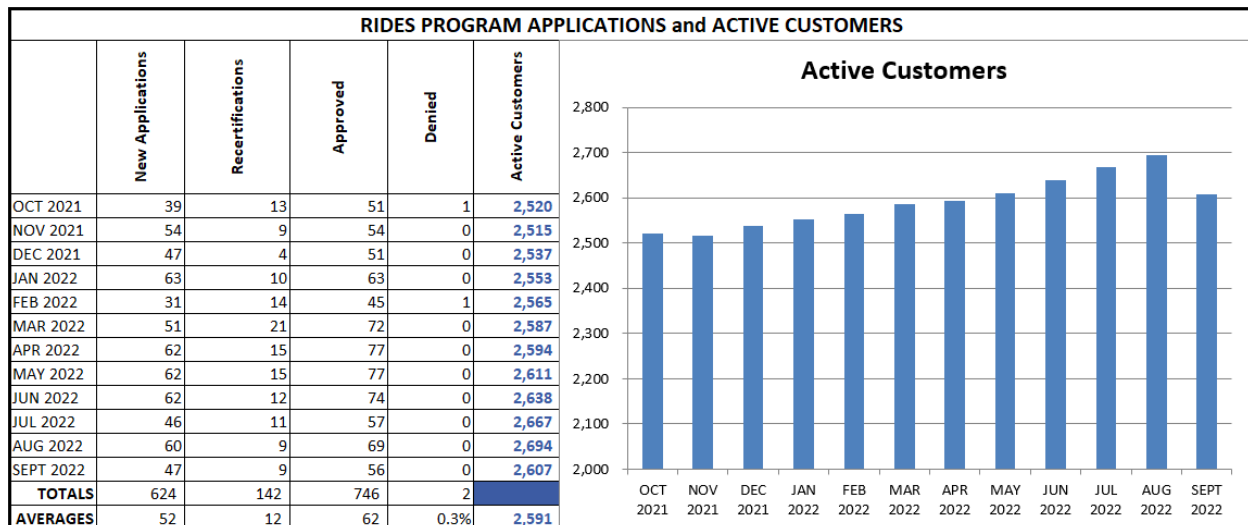
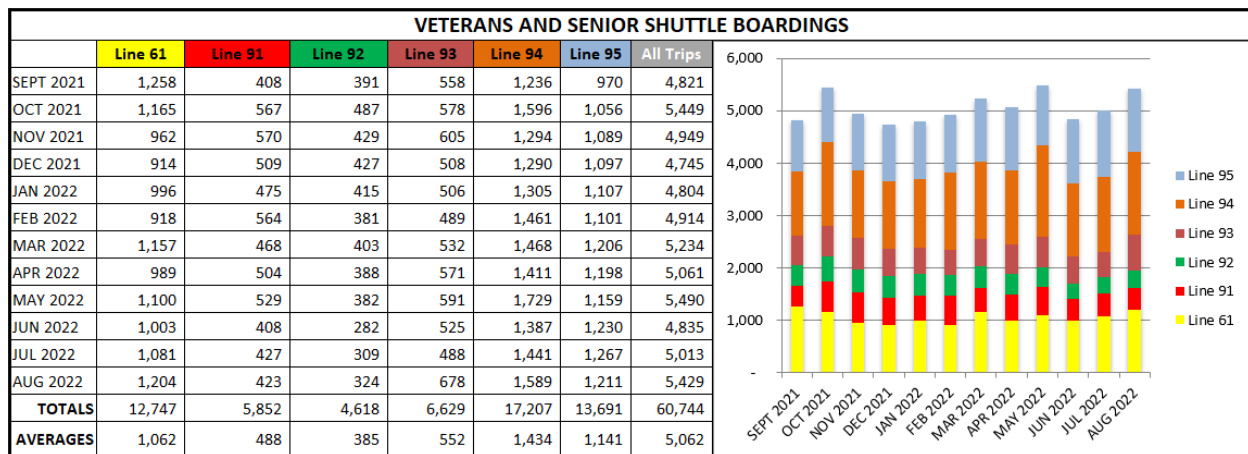
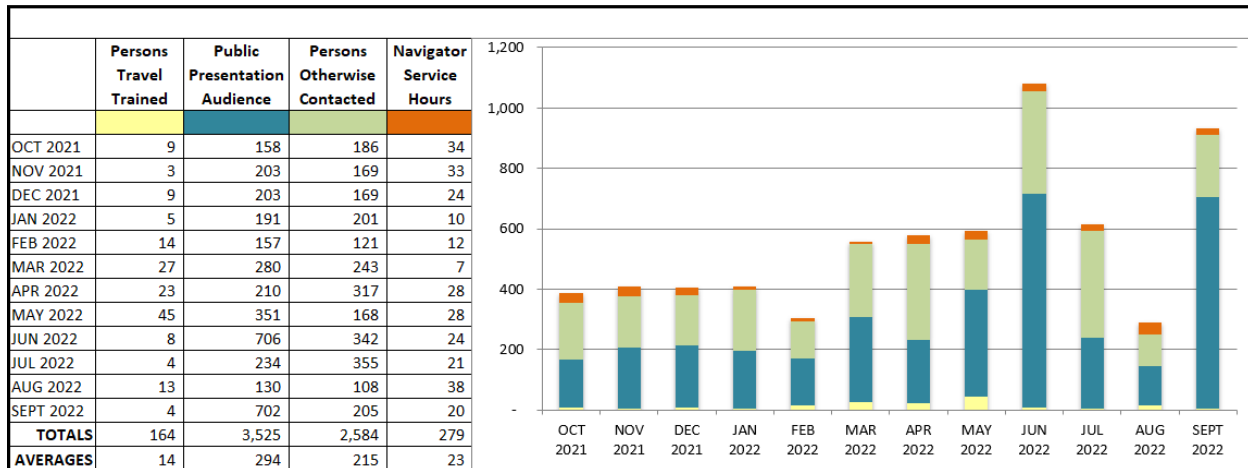
- A Mobility Specialist was a guest at the following event(s) or community center(s) with an informational table or presentation on MST services and mobility programs:
 - Seniors & Veterans Connect Resource Fair, Monterey County
 - Hacienda Carmel, Carmel-By-The-Sea
 - Special Kids Connect, Monterey County
 - Merrill Gardens, Monterey
 - Veterans Transition Center (VTC), Marina
 - MPUSD Special Education Program, Monterey
 - AARP Smart Driver, Monterey
 - The Carmel Foundation, Carmel-By-The-Sea
 - Sally Griffin Active Living Center, Pacific Grove
 - The Park Lane, Monterey
 - Age Well Drive Safe, Salinas
- A Mobility Specialist provided MST bus system orientation and training for the following customers:
 - Travel trained an elderly person to safely ride bus line 91 and line 92
 - New Horizon Community Services

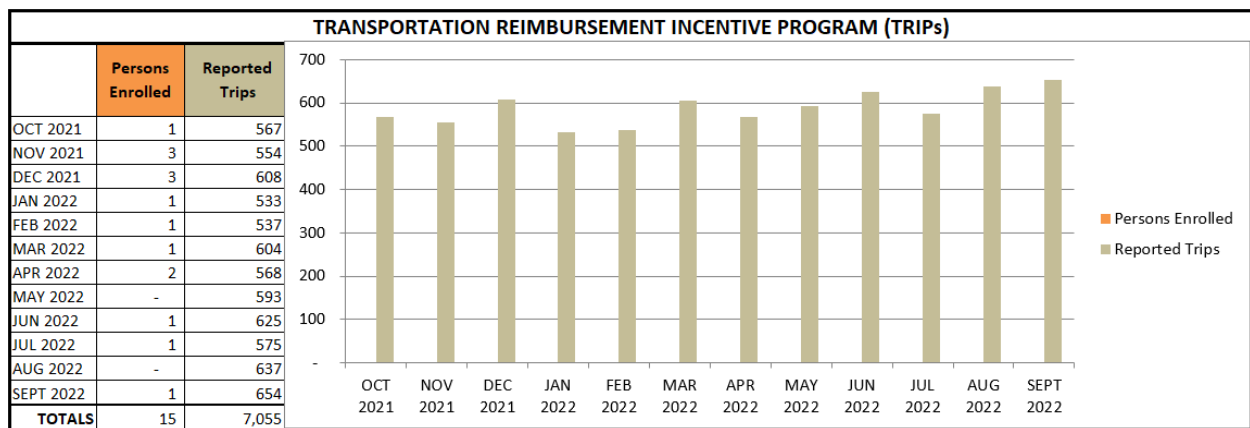
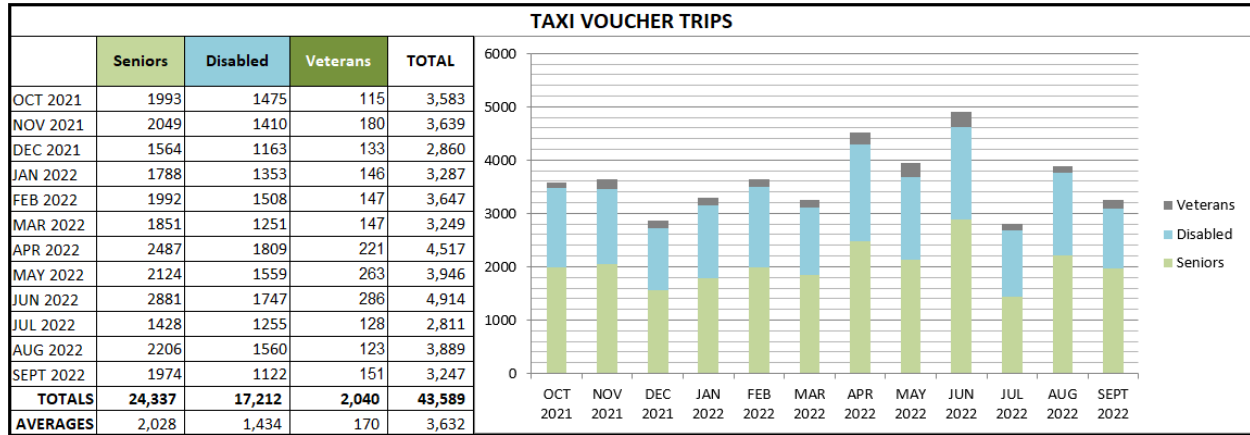
Taxi Voucher Program:

- Mobility Specialist processed 3,690 voucher requests for the 1st quarter in September for both the disabled and Salinas senior voucher program.
- The Veterans distribution locations sites issued 195 taxi vouchers in September.
- Mobility Specialist processed 4,044 redeemed vouchers for taxi provider reimbursement.

Transportation Reimbursement Incentive Program:

- There are currently 72 seniors, 23 persons with disabilities, and 13 Veterans enrolled in the program.





Blank Page

ATTACHMENT 3

Date: October 25, 2022

To: Carl Sedoryk, General Manager/CEO

From:  Norman K. Tuitavuki, Chief Operating Officer

Subject: **Maintenance Department Monthly Report – September 2022**

This report summarizes the performance and major activities of the Maintenance Department as well as fuel and operating expenses during the month.

Fuel Budget FY2023	Average Fuel Price September 2022	Average Fuel Price FY2023
Diesel: \$5.40	\$4.65	\$4.67
Gasoline: \$5.40	\$4.83	\$5.09

Period	Revenue Fleet Operating Cost Per Mile	Revenue Fleet Miles Between Major Mechanical Road Calls: ¹
September 2022	\$1.70	195,726
YTD FY 2023	\$1.62	89,187
FY 2022	\$1.32	24,366
FY 2021	\$1.23	54,756

¹ **Minimum:** 7,000 Miles; **Goal:** 15,000 Miles

Department Activities/Comments:

September 2022's cost per gallon for gasoline **decreased 1.02%, a decrease of 6 cents**, and the cost per gallon for diesel **increased 0.65%, an increase of 3 cents** compared to the previous month, August 2022. For FY23 MST increased its budgeted cost per gallon for both diesel and gasoline fuels based on the fuel prices experienced in the previous fiscal year. As a result, the cost per gallon for both diesel and gasoline fuels remains under budget. Fuel prices continue to fluctuate unpredictably. Staff continues to monitor all movement of vehicles to minimize unnecessary fuel usage.

In September, MST traveled 195,726 miles between major mechanical failures with **zero road calls** – exceeding the 15,000-mile goal. This rare accomplishment speaks to the talents of our frontline employees and management staff. Additionally, MST's Maintenance department completed 100% of their scheduled preventive maintenance inspections on time. MST has continued to meet or exceed the stated goal within this area of performance.

It should be noted that MST has dramatically reduced the overall number of revenue miles traveled to conform with current ridership demands and other factors resulting from the COVID-19 pandemic.

In September, the Facilities Department Manager and I attended the Zero Emission Bus Conference (ZEBcon) in Anaheim, CA. We both attended sessions regarding ZEB maintenance, operations, and infrastructure to increase our knowledge and to help us fully transition to ZEB in the coming years. Additionally, we both participated in a tour of Foothill Transit's hydrogen fuel station project that is currently under construction. Our full trip reports are included in the full board packet and available for reference.

Prepared by: Norman K. Tuitavuki Reviewed by: Carl G. Sedoryk
Norman K. Tuitavuki Carl G. Sedoryk

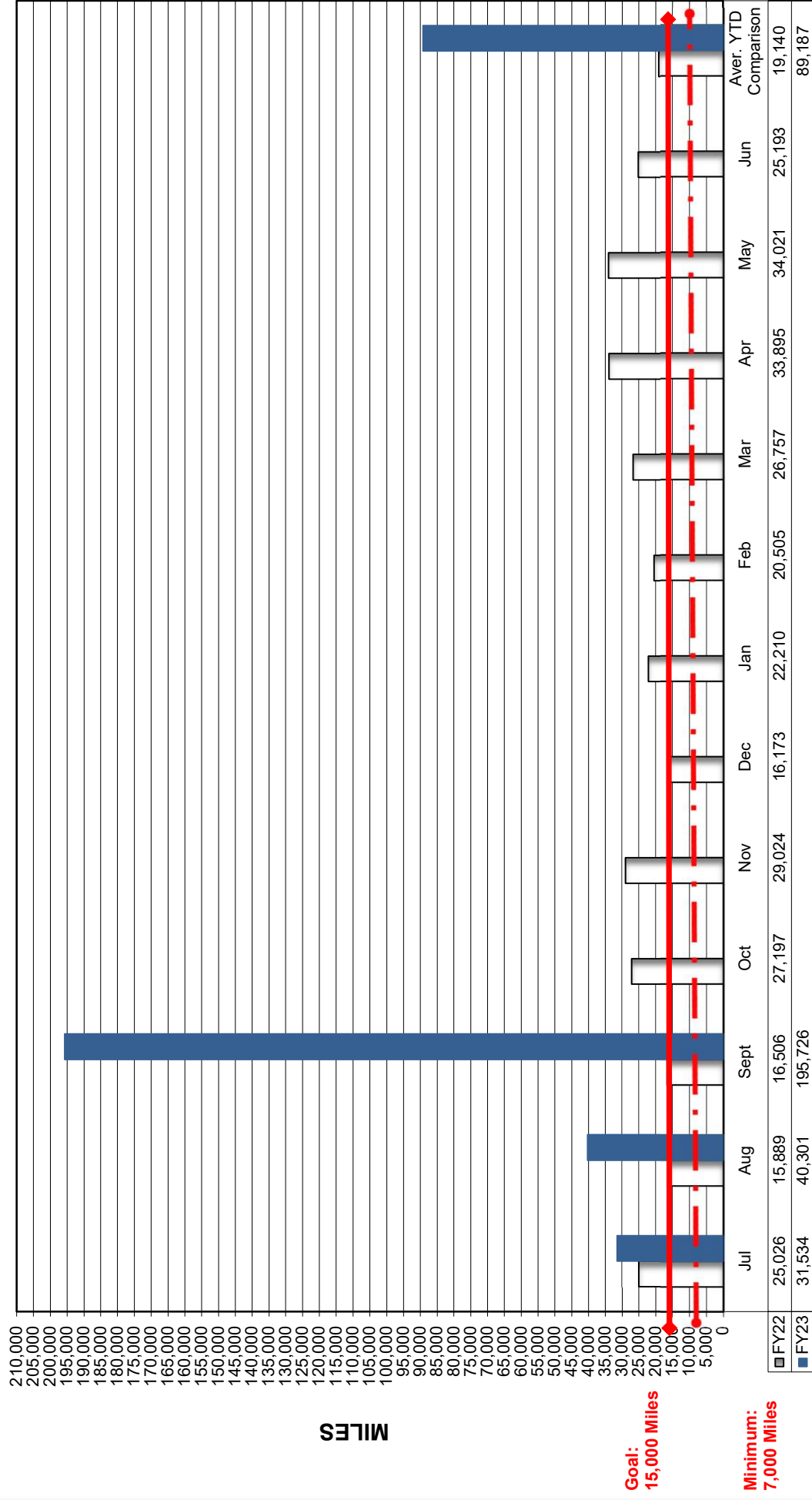
September 2022
MST Operated Fixed Route Fleet Summary Information

Fleet Bus #	New (Yes/ No)	Manufacturer Model/Year	Quantity In Revenue Service	Engine	Fuel Type	Fleet Bus #	Life To Date Miles Prev Month
1714	No	Gillig 40' Low-floor 2003	1	Detroit DC Series 50 ERG	ULS Diesel	1714	707,866
1715	Prep Disposal	Gillig 40' Low-floor 2005	0	Detroit DC Series 50 ERG	ULS Diesel	1715	765,724
1716	No	Gillig 40' Low-floor 2003	1	Detroit DC Series 50 ERG	ULS Diesel	1716	706,127
1717	Prep Disposal	Gillig 40' Low-floor 2007	0	Detroit DC Series 50 ERG	ULS Diesel	1717	710,868
1718	No	Gillig 40' Low-floor 2008	1	Detroit DC Series 50 ERG	ULS Diesel	1718	741,359
1721	No	Gillig 40' Low-floor 2011	1	Detroit DC Series 50 ERG	ULS Diesel	1721	753,945
1722	Prep Desposal	Gillig 40' Low-floor 2012	0	Detroit DC Series 50 ERG	ULS Diesel	1722	697,309
1724	Prep Desposal	Gillig 40' Low-floor 2014	0	Detroit DC Series 50 ERG	ULS Diesel	1724	685,891
1725	No	Gillig 40' Low-floor 2008	1	Cummins ISM 280 HP	ULS Diesel	1725	441,410
1726	No	Gillig 40' Low-floor 2009	1	Cummins ISM 280 HP	ULS Diesel	1726	519,671
1727	No	Gillig 40' Low-floor 2010	1	Cummins ISM 280 HP	ULS Diesel	1727	400,470
1728	No	Gillig 40' Low-floor 2011	1	Cummins ISM 280 HP	ULS Diesel	1728	507,219
1729	No	Gillig 40' Low-floor 2012	1	Cummins ISM 280 HP	ULS Diesel	1729	485,281
1730	No	Gillig 40' Low-Floor 2015	1	Cummins ISM 280 HP	ULS Diesel	1730	343,636
1731	No	Gillig 40' Low-Floor 2015	1	Cummins ISM 280 HP	ULS Diesel	1731	328,051
1732	No	Gillig 40' Low-Floor 2015	1	Cummins ISM 280 HP	ULS Diesel	1732	357,979
1733	No	Gillig 40' Low-Floor 2015	1	Cummins ISM 280 HP	ULS Diesel	1733	367,067
1734	No	Gillig 40' Low-Floor 2018	1	Cummins ISM 280 HP	ULS Diesel	1734	173,020
1735	No	Gillig 40' Low-Floor 2018	1	Cummins ISM 280 HP	ULS Diesel	1735	202,326
1736	No	Gillig 40' Low-Floor 2018	1	Cummins ISM 280 HP	ULS Diesel	1736	189,868
1737	No	Gillig 40' Low-Floor 2018	1	Cummins ISM 280 HP	ULS Diesel	1737	187,520
1738	No	Gillig 40' Low-Floor 2018	1	Cummins ISM 280 HP	ULS Diesel	1738	197,434
1739	No	Gillig 40' Low-Floor 2018	1	Cummins ISM 280 HP	ULS Diesel	1739	196,884
1740	No	Gillig 40' Low-Floor 2018	1	Cummins ISM 280 HP	ULS Diesel	1740	188,150
1741	No	Gillig 40' Low-Floor 2018	1	Cummins ISM 280 HP	ULS Diesel	1741	183,788
1742	No	Gillig 40' Low-Floor 2018	1	Cummins ISM 280 HP	ULS Diesel	1742	202,916
1743	No	Gillig 40' Low-Floor 2018	1	Cummins ISM 280 HP	ULS Diesel	1743	192,466
1744	No	Gillig 40' Low-Floor 2018	1	Cummins ISM 280 HP	ULS Diesel	1744	177,403
1745	No	Gillig 40' Low-Floor 2018	1	Cummins ISM 280 HP	ULS Diesel	1745	195,804
1746	Yes	Gillig 40' Low-Floor 2021	1	Cummins ISM 280 HP	ULS Diesel	1746	105
1747	Yes	Gillig 40' Low-Floor 2021	1	Cummins ISM 280 HP	ULS Diesel	1747	105
1748	Yes	Gillig 40' Low-Floor 2021	1	Cummins ISM 280 HP	ULS Diesel	1748	105
1749	Yes	Gillig 40' Low-Floor 2021	1	Cummins ISM 280 HP	ULS Diesel	1749	119
1750	Yes	Gillig 40' Low-Floor 2021	1	Cummins ISM 280 HP	ULS Diesel	1750	155
1751	Yes	Gillig 40' Low-Floor 2021	1	Cummins ISM 280 HP	ULS Diesel	1751	133
1752	Yes	Gillig 40' Low-Floor 2021	1	Cummins ISM 280 HP	ULS Diesel	1752	143
1901	No	2003 Optima Trolley Electric	1	Cummins ISB	Electric	1901	134,169
1907	No	2003 Optima Trolley	1	Cummins ISB	ULS Diesel	1907	222,586
1908	No	2003 Optima Trolley	1	Cummins ISB	ULS Diesel	1908	178,452
1909	No	2019 Home Town Trolley 30 Foot	1	CUMMINS 280HP	ULS Diesel	1909	4,757
1910	No	2019 Home Town Trolley 30 Foot	1	CUMMINS 280HP	ULS Diesel	1910	7,533
1911	No	2019 Home Town Trolley 30 Foot	1	CUMMINS 280HP	ULS Diesel	1911	4,632
1912	No	2019 Home Town Trolley 30 Foot	1	CUMMINS 280HP	ULS Diesel	1912	6,540
1913	No	2019 Home Town Trolley 30 Foot	1	CUMMINS 280HP	ULS Diesel	1913	8,403
2001	No	Gillig 35' Low-floor 2007	1	Cummins ISM 280 HP	ULS Diesel	2001	486,991
2002	No	Gillig 35' Low-floor 2007	1	Cummins ISM 280 HP	ULS Diesel	2002	513,402
2003	No	Gillig 35' Low-floor 2007	1	Cummins ISM 280 HP	ULS Diesel	2003	583,505
2004	No	Gillig 35' Low-floor 2007	1	Cummins ISM 280 HP	ULS Diesel	2004	618,291
2006	No	Gillig 35' Low-floor 2007	1	Cummins ISM 280 HP	ULS Diesel	2006	637,281
2007	No	Gillig 35' Low-floor 2007	1	Cummins ISM 280 HP	ULS Diesel	2007	597,855
2008	No	Gillig 35' Low-floor 2007	1	Cummins ISM 280 HP	ULS Diesel	2008	617,124
2009	No	Gillig 35' Low-floor 2007	1	Cummins ISM 280 HP	ULS Diesel	2009	616,684
2011	No	Gillig 35' Low-floor 2015	1	Cummins ISL 281	ULS Diesel	2011	309,814
2012	No	Gillig 35' Low-floor 2015	1	Cummins ISL 282	ULS Diesel	2012	309,905
2013	No	Gillig 35' Low-floor 2015	1	Cummins ISL 283	ULS Diesel	2013	276,831
2014	No	Gillig 35' Low-floor 2015	1	Cummins ISL 284	ULS Diesel	2014	310,610
2015	No	Gillig 35' Low-floor 2015	1	Cummins ISL 285	ULS Diesel	2015	277,014
2016	No	Gillig 35' Low-floor 2015	1	Cummins ISL 286	ULS Diesel	2016	279,616
2017	No	Gillig 35' Low-floor 2015	1	Cummins ISL 287	ULS Diesel	2017	312,895
2018	No	Gillig 35' Low-floor 2015	1	Cummins ISL 288	ULS Diesel	2018	283,996
2019	No	Gillig 35' Low-floor 2015	1	Cummins ISL 289	ULS Diesel	2019	298,131
2020	No	Gillig 35' Low-floor 2015	1	Cummins ISL 290	ULS Diesel	2020	268,219
2021	No	Gillig 35' Low-floor 2015	1	Cummins ISL 291	ULS Diesel	2021	274,411
2022	No	Gillig 35' Low-Floor 2018	1	Cummins ISM 280 HP	ULS Diesel	2022	159,431
2023	No	Gillig 35' Low-Floor 2018	1	Cummins ISM 280 HP	ULS Diesel	2023	188,328
2024	No	Gillig 35' Low-Floor 2018	1	Cummins ISM 280 HP	ULS Diesel	2024	159,473
2025	No	Gillig 35' Low-Floor 2018	1	Cummins ISM 280 HP	ULS Diesel	2025	149,695
2026	No	Gillig 35' Low-Floor 2018	1	Cummins ISM 280 HP	ULS Diesel	2026	174,369
2027	No	Gillig 35' Low-Floor 2018	1	Cummins ISM 280 HP	ULS Diesel	2027	133,744
2028	No	Gillig 35' Low-Floor 2018	1	Cummins ISM 280 HP	ULS Diesel	2028	154,615
2029	No	Gillig 35' Low-Floor 2018	1	Cummins ISM 280 HP	ULS Diesel	2029	162,303
2030	No	Gillig 35' Low-Floor 2018	1	Cummins ISM 280 HP	ULS Diesel	2030	136,941

September 2022
MST Operated Fixed Route Fleet Summary Information

Fleet Bus #	New (Yes/ No)	Manufacturer Model/Year	Quantity In Revenue Service	Engine	Fuel Type	Fleet Bus #	Life To Date Miles Prev Month
2101	No	Gillig 40' Low-Floor 2013	1	Cummins ISL 280	ULS Diesel	2101	432,634
2102	No	Gillig 40' Low-Floor 2015	1	Cummins ISL 280	ULS Diesel	2102	532,834
2103	No	Gillig 40' Low-Floor 2015	1	Cummins ISL 280	ULS Diesel	2103	540,643
2104	No	Gillig 40' Low-Floor 2015	1	Cummins ISL 280	ULS Diesel	2104	511,143
2105	No	Gillig 40' Suburban 2018	1	Cummins ISM 280 HP	ULS Diesel	2105	326,174
2106	No	Gillig 40' Suburban 2018	1	Cummins ISM 280 HP	ULS Diesel	2106	311,291
2107	No	Gillig 40' Suburban 2018	1	Cummins ISM 280 HP	ULS Diesel	2107	296,536
2108	No	Gillig 40' Suburban 2018	1	Cummins ISM 280 HP	ULS Diesel	2108	197,262
2109	No	Gillig 40' Suburban 2018	1	Cummins ISM 280 HP	ULS Diesel	2109	184,264
2110	No	Gillig 40' Suburban 2018	1	Cummins ISM 280 HP	ULS Diesel	2110	56,970
2200	No	BYD ELECTRIC 2018	1	K7M	Electric	2200	51,708
2201	No	BYD ELECTRIC 2018	1	K7M	Electric	2201	44,577
2202	Yes	Gillig Electric Bus 2021	1	Cummins	Electric	2202	1294
2203	Yes	Gillig Electric Bus 2021	1	Cummins	Electric	2203	1285
4501	No	MCI D4500 45' 2009	1	Cummins ISM 480 HP	ULS Diesel	4501	723,064
4502	No	MCI D4500 45' 2010	1	Cummins ISM 480 HP	ULS Diesel	4502	756,712
4503	No	MCI D4500 45' 2010	1	Cummins ISM 480 HP	ULS Diesel	4503	868,581
4504	No	MCI D4500 45' 2012	1	Cummins ISM 480 HP	ULS Diesel	4504	686,543
4505	No	MCI D4500 45' 2015	1	Cummins ISX 385 HP	ULS Diesel	4505	546,059
4506	No	MCI D4500 45' 2015	1	Cummins ISX 385 HP	ULS Diesel	4506	531,132
Total Revenue Vehicles-Active Fleet:			87				
Contingency Fleet	1122	Gillig Phantom 2003 35'	1	Detroit DC Series ERG	ULS Diesel	1122	525,432
Contingency Fleet	1126	Gillig Phantom 2003 35'	1	Detroit DC Series ERG	ULS Diesel	1126	564,243
Contingency Fleet	1706	Gillig Low-floor 2002 40'	1	Cummins ISM 280 HP	ULS Diesel	1706	625,711
Contingency Fleet	1708	Gillig Low-floor 2002 40'	1	Cummins ISM 280 HP	ULS Diesel	1708	629,247
Contingency Fleet	1709	Gillig Low-floor 2002 40'	1	Cummins ISM 280 HP	ULS Diesel	1709	619,314
Contingency Fleet	1720	Gillig 40' Low-floor 2010	1	Detroit DC Series 50 ERG	ULS Diesel	1720	627,160
Contingency Fleet	1723	Gillig 40' Low-floor 2013	1	Detroit DC Series 50 ERG	ULS Diesel	1723	618,985
Contingency Fleet	1801	Gillig 40' Suburban 2002	0	Cummins ISM 280 HP	ULS Diesel	1801	971,617
Contingency Fleet	1803	Gillig 40' Suburban 2002	0	Cummins ISM 280 HP	ULS Diesel	1803	1,061,827
Contingency Fleet	1807	Gillig 40' Suburban 2003	0	Detroit DC Series 50 ERG	ULS Diesel	1807	960,095
Contingency Fleet	2005	Gillig 35' Low-floor 2007	1	Cummins ISM 280 HP	ULS Diesel	2005	550,064
Contingency Fleet	2010	Gillig 35' Low-floor 2007	1	Cummins ISM 280 HP	ULS Diesel	2010	521,947
Total Contingency Fleet			9				
Total Fleet			96				
	Revenue Fleet	Non-Revenue Fleet			Current Inventory Value: 09/30/22		
Miles:	193,901	38,241		Fuel, Coolant & Lubricants:	238,545		
Gallons:	38,460	1,365		Parts & Supplies:	302,725		
Average Miles Per Gallon:	5.0	28.0		Total Value:	541,270		

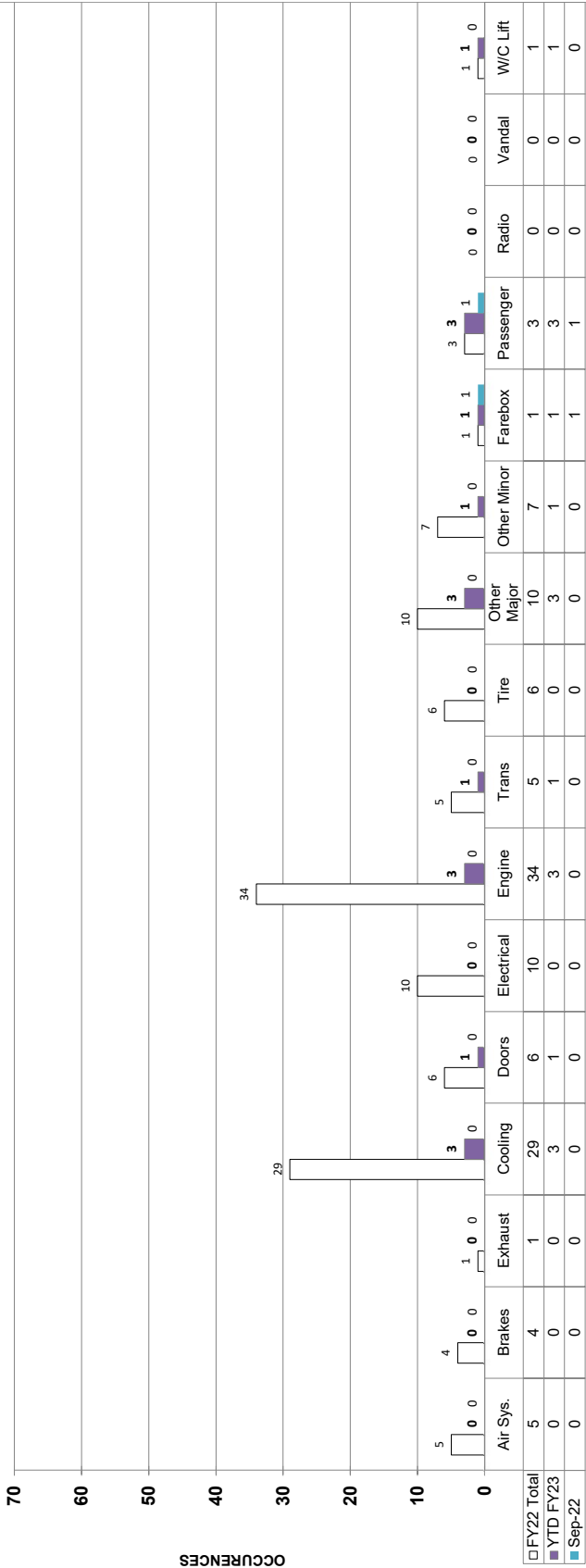
Miles Between Major Mechanical Roadcalls
FY22 vs. FY23 YTD
Year to Date Comparison



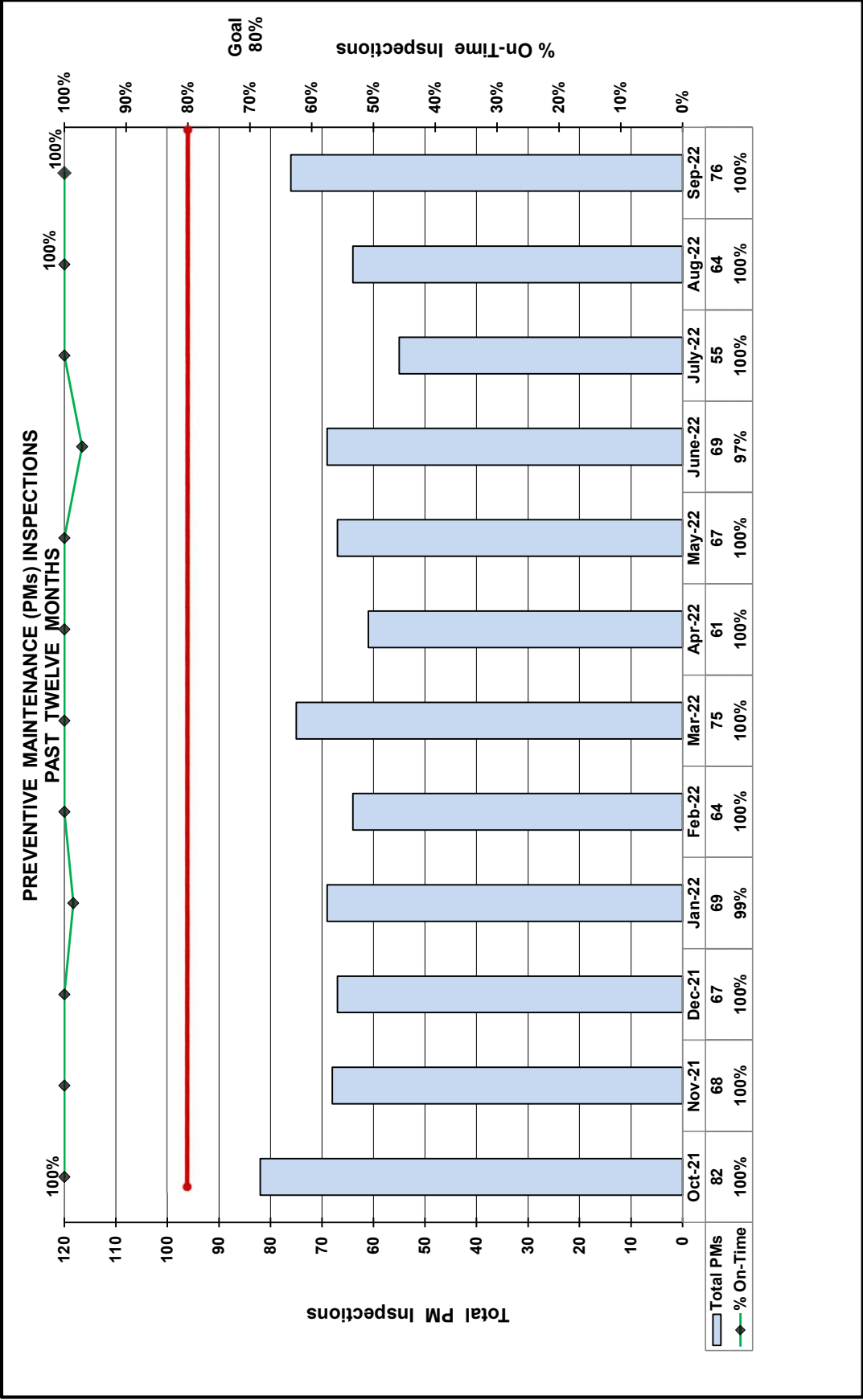
ALL ROAD CALLS - BY CATEGORY

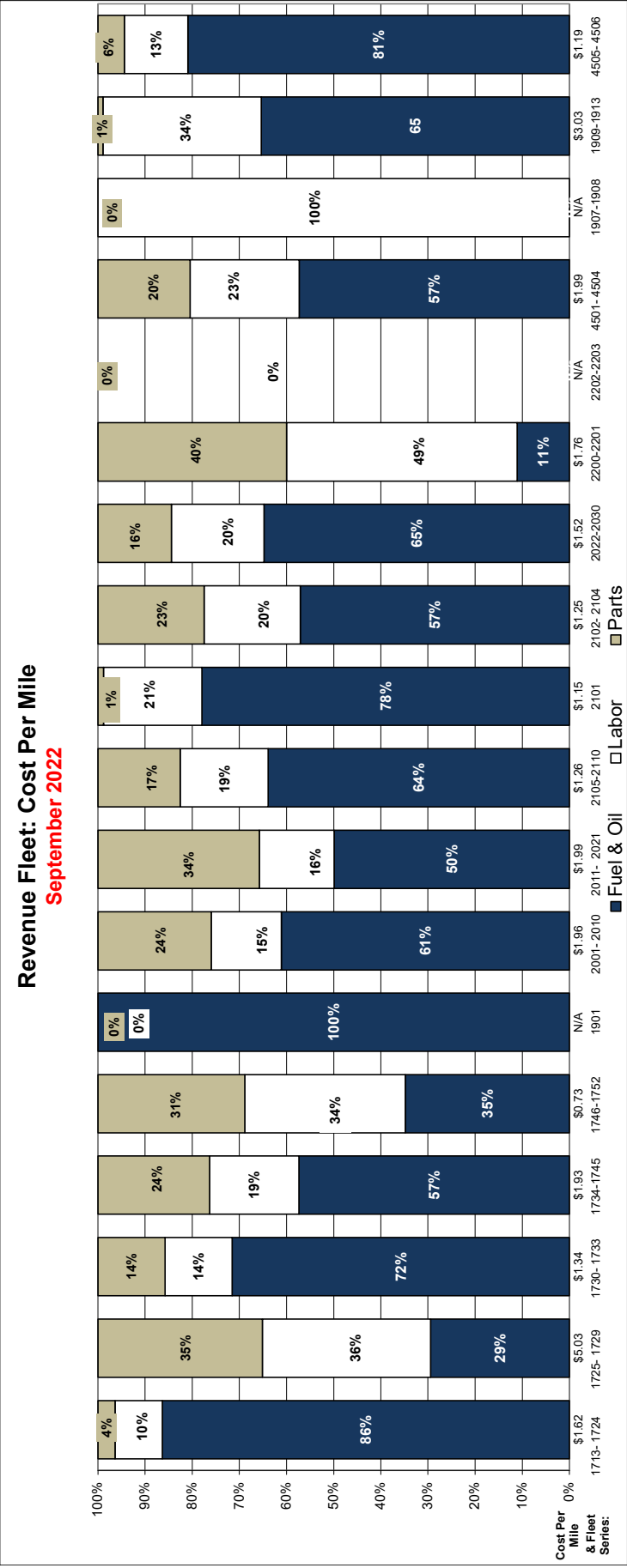
FY 2022 & FY 2023

CUMULATIVE YEAR-TO-DATE



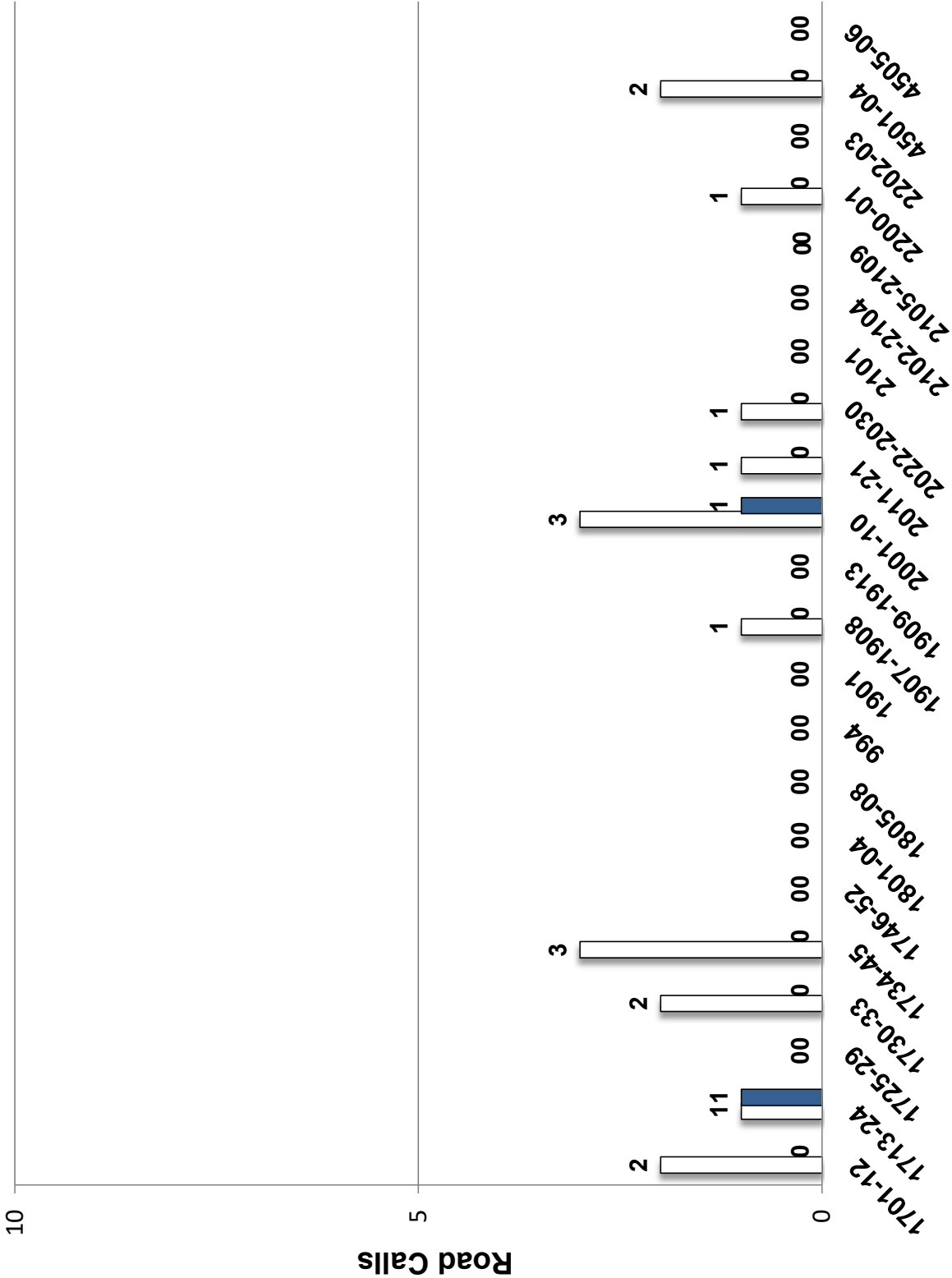
her Major" and "Other Minor" categories includes major or minor mechanical failures not listed on this chart





September 2022: ALL ROAD CALLS BY BUS SERIES
Major Mechanical 0: Other/Minor Mechanical 2

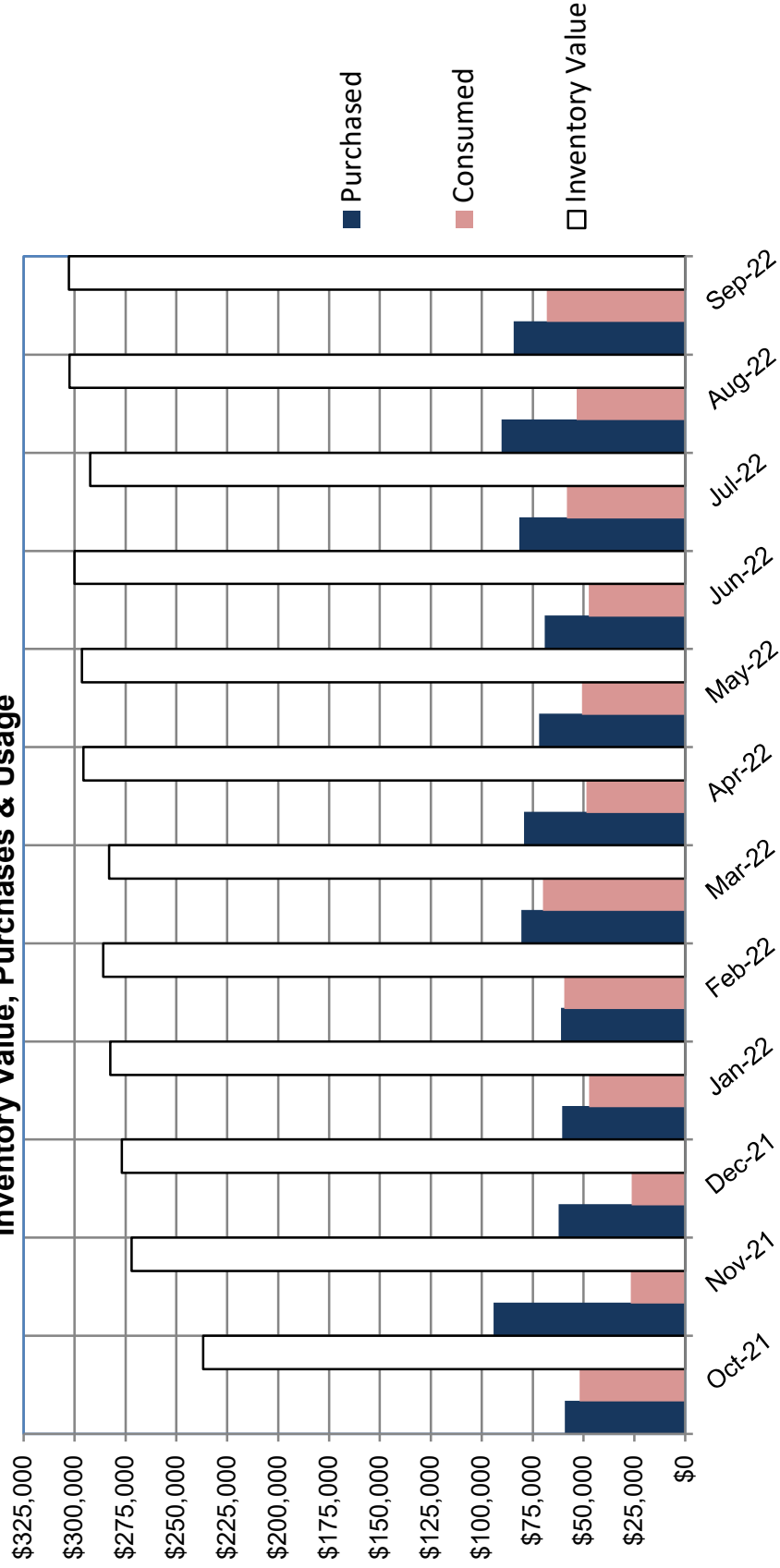
Total Miles 194,236



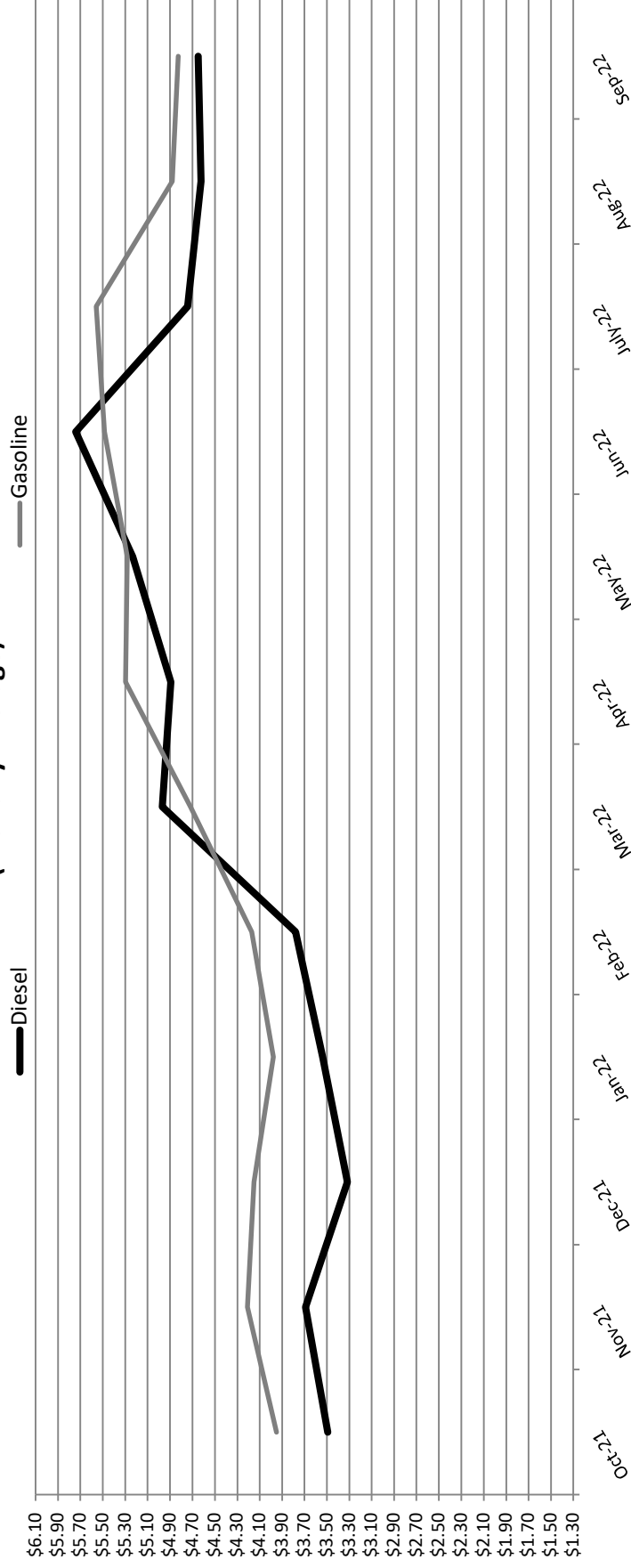
□ FY23 YTD ■ Aug-22

FY 2022 - Fleet Support

Inventory Value, Purchases & Usage



12 Month Rolling Fuel Cost
(Monthly Average)



12 Month Average:
 Diesel: \$1.88
 Gasoline: \$2.36

FY21 Average:
 Diesel: \$2.02
 Gasoline: \$2.56

FY21 Fuel Budget
 Diesel: \$2.32
 Gasoline: \$2.63

Blank Page

ATTACHMENT 4

Date: November 1, 2022

To: C. Sedoryk, General Manager/CEO

From: Lisa Rheinheimer, Assistant General Manager; Michelle Overmeyer, Director of Planning /Innovation, Andrea Williams, General Accounting & Budget Manager; Michael Kohlman, Chief Information Officer; Kelly Halcon, Director of Human Resources/Risk Management; Lisa Cox, Risk and Security Manager; Ikuyo Yoneda-Lopez, Marketing Manager; Beronica Carriedo, Customer Service and Community Relations Supervisor.

Subject: **Administration Department Monthly Report – September 2022**

The following significant events occurred in Administration work groups for the month of September 2022:

Human Resources

A total employment level for September 2022 is summarized as follows:

Positions	Budget FY22	Actual	Difference
Coach Operators F/T	126	119	-7
Coach Operators Limited Duty	0	0	0
CO Occupational Injuries	(1)	(0)	(-1)
Operations Staff	33	25	-8
Maintenance & Facilities	55	50	-5
Administrative (Interns 1 PT)	36	30	-6
Total	251	224	-27

*Total budget numbers do not include the C/O on Long Term Leave as those numbers are already reflected in the Coach Operators/Trainees number.

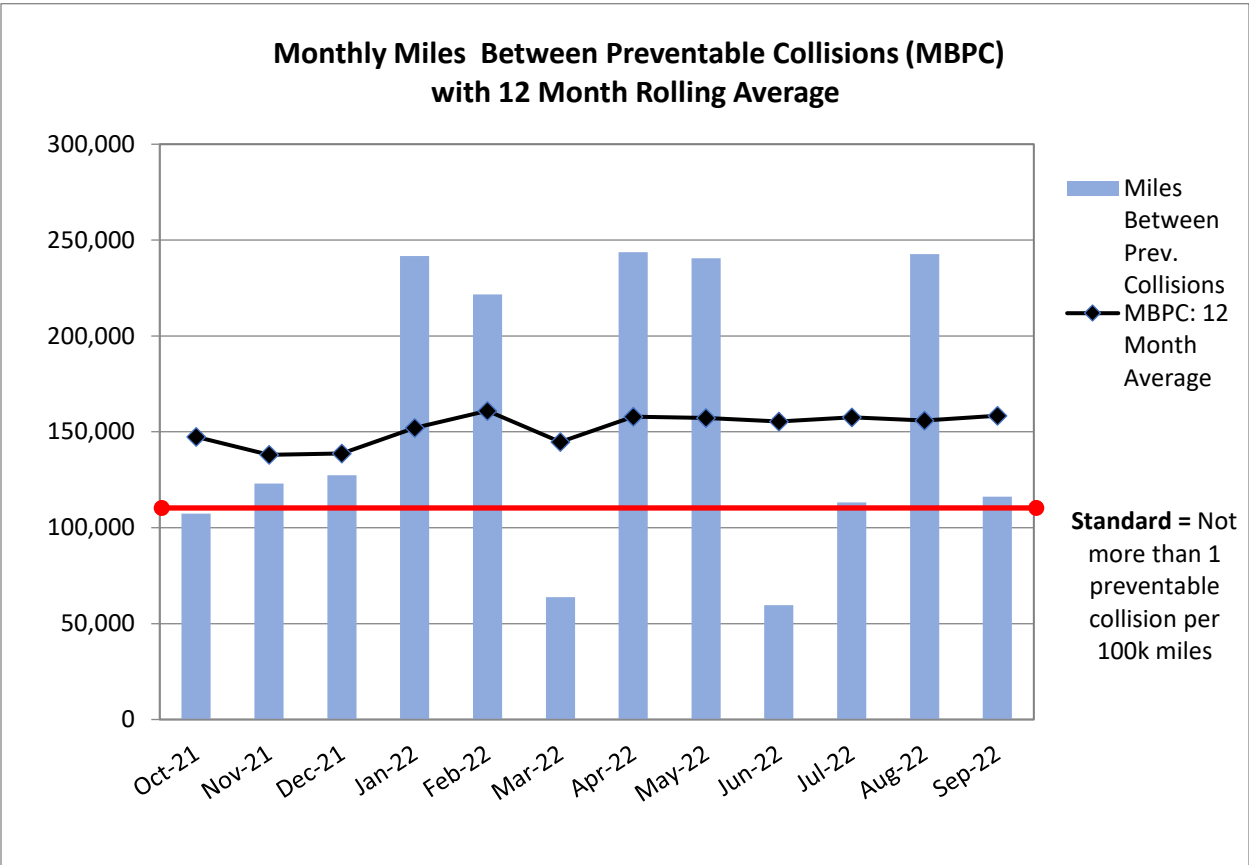
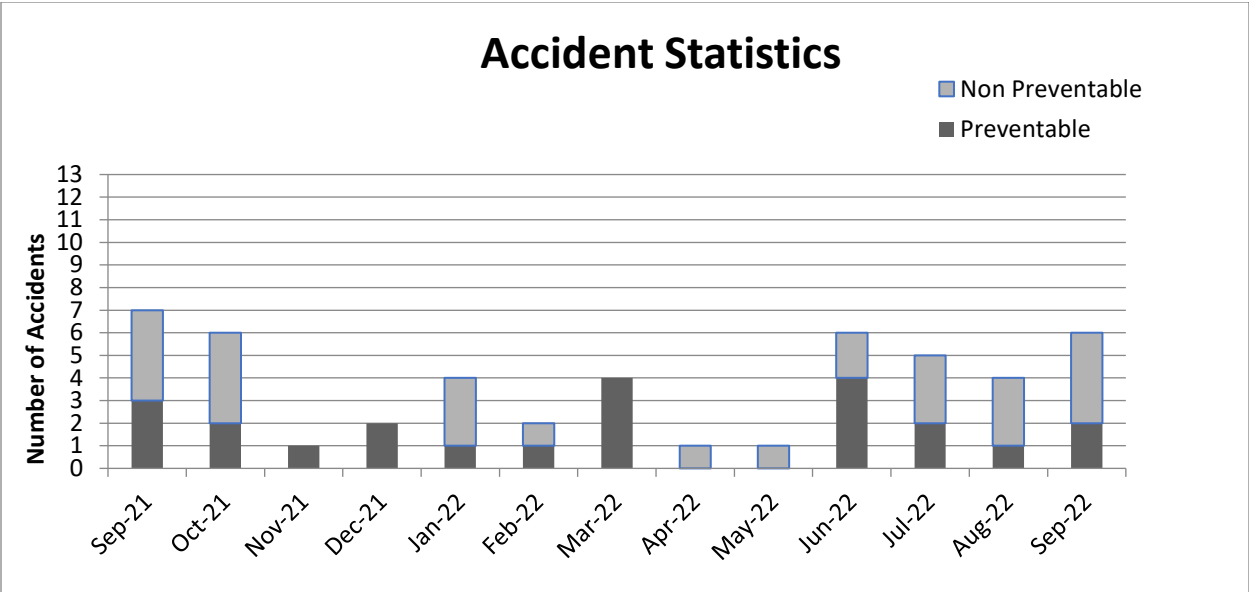
August Worker's Compensation Costs	
<i>Indemnity (paid to employees)</i>	\$31,051.08
<i>Other (includes Legal)</i>	\$37,416.38
<i>Medical includes Case Mgmt, UR, Rx & PT</i>	\$19,088.37
<i>TPA Administration Fee</i>	\$5,708.33
<i>Excess Insurance</i>	\$9,510.75
Total Expenses	\$102,774.91
Reserves	\$769,324.85
Excess Reserved	(\$65,869.00)
<i># Ending Open Claims</i>	42

Training

Description	Attendees
Annual Coach Operator Verification of Transit Training	13
Post-Accident/Incident Re-training	2
In-Service Training: 2021 Gillig Zeb Low Floor Familiarization Training	11
TSI: Intermediate Maneuvers (Bus Driving)	6
In-Service Training: BYD Zero Emission Low Floor Familiarization Training	1
30 hours of Behind the Wheel Training Completed	3
Eagle Tug training	2
TAPTCO: ELDT Curriculum CDL Preparation Training	6
TSI: Inspections, Basic Maneuvers	6
Annual Operations and Maintenance Training	28
Maintenance Safety Training: Fall Protection	20
Anti-Harassment and Anti-Bullying Training for Transit Employees	6
DeLay & Laredo: Ethics 1234 Training	1
SCRTTC: Project Management	1

Risk Management

	September 2022 Preventable		September 2021 Preventable	
Description	Yes	No	Yes	No
POV Vehicle hits MST Vehicle	0	4	0	0
MST Preventable Accidents	2	0	3	0
TOTAL	2	4	3	0



Customer Service Update

Service Report Type	MST	Other Provider*	# of valid reports	% of reports received**	Sep-22	% of reports received**
ADA/RM Request	0	0		0.0%	0	0.0%
Agency Policy	0	0		0.0%	0	0.0%
Bus Stop Amenities	2	0		3.4%	2	3.4%
Carried By	0	0		0.0%	0	0.0%
Discriminatory behavior by employee	0	0		0.0%	0	0.0%
Early Departure	1	0		1.7%	1	1.7%
Employee Other	2	3	2*	8.5%	5	8.5%
Facilities Vandalism	0	0		0.0%	0	0.0%
Fare / Transfer Dispute	0	0		0.0%	0	0.0%
Full Bus / Left Behind	0	0		0.0%	0	0.0%
Harassment by Employee	0	0		0.0%	0	0.0%
Improper Driving	2	1	1	5.1%	3	5.1%
Improper Employee Conduct	2	3	1/3*	8.5%	5	8.5%
Inaccurate Public Information	0	0		0.0%	0	0.0%
Late Arrival	2	8	5*	16.9%	10	16.9%
Late Departure	0	0		0.0%	0	0.0%
No Show	3	2	3/1*	8.5%	5	8.5%
Off Route	0	0		0.0%	0	0.0%
Overcrowding	0	0		0.0%	0	0.0%
Passed By	4	2	1/2*	10.2%	6	10.2%
Passenger Conduct	1	0	1	1.7%	1	1.7%
Passenger Injury	0	0		0.0%	0	0.0%
Reasonable Modification	0	0		0.0%	0	0.0%
Request To Add Service	6	0	2	10.2%	6	10.2%
Request To Reduce Service	0	0		0.0%	0	0.0%
Routing	0	0		0.0%	0	0.0%
Service Animal	0	0		0.0%	0	0.0%
Service Other	9	5	4/3*	23.7%	14	23.7%
Service Schedule	0	0		0.0%	0	0.0%
Taxi	0	1		1.7%	1	1.7%
Title VI Complaint	0	0		0.0%	0	0.0%
Unsafe Conditions	0	0		0.0%	0	0.0%
Vehicle Maintenance	0	0		0.0%	0	0.0%
Subtotal reports	34	25				
Grand Total MST and *Other Provider		59		100.0%	59	100.0%
Employee Compliment					2	
Service Compliment						

*Operated by MV Transportation or taxi provider

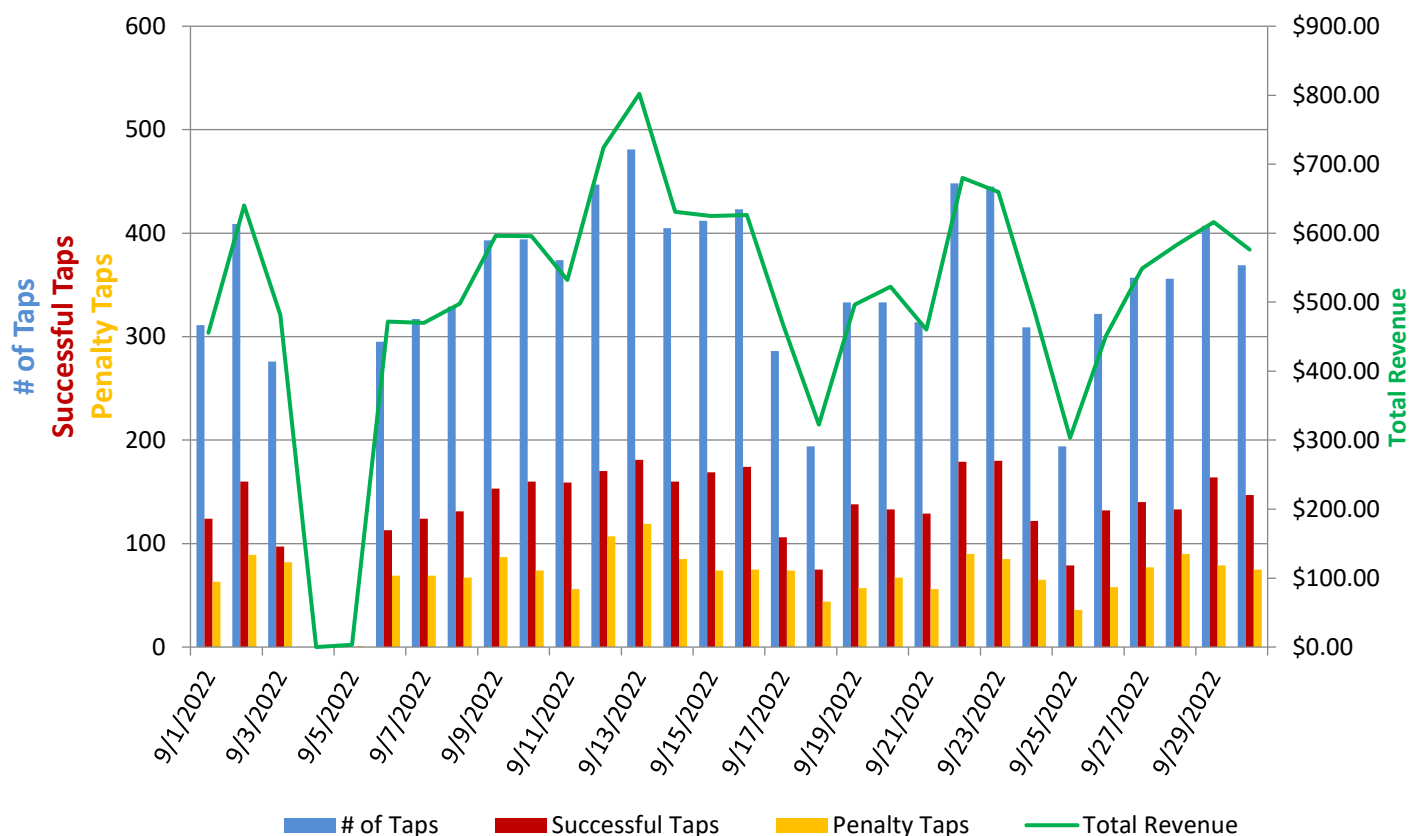
**Numbers may not add up exactly due to rounding

Contactless Tap to Pay:

During the month of September, MST received a total of 9,934 taps. There were 3,932 successful journeys where the passenger tapped on when they boarded and again when they got off. There were 2,070 penalty taps where the customer only tapped on and did not tap off, resulting in a \$3.50 penalty fare being assessed.

Since launching the demonstration project on May 11, 2021, there have been a total of 118,847 taps, of which 49,477 trips were successful. Total revenue collected to the end of September from passengers using contactless payment was \$15,329.

Contactless Tap to Pay Report September 2022



Finance Update

General Accounting/Accounts Payable

During the month of September, staff processed timely and accurate payments to vendors, recorded appropriate revenues, and prepared monthly financial reporting and analysis. Staff continues to work effectively to meet financial reporting deadlines. In September, staff continued working on the annual audit preparation for FY2022. Eide Bailly LLP will perform the remainder of the audit remotely during the month of October.

Payroll

Routine changes and adjustments to payroll records were maintained along with filing of all federal, state, and retirement reports and payments on a timely basis. Payroll continued to provide hours and earnings reports upon request to MST departments

Grants

During the month of September, staff drafted, followed up on, responded to, and submitted pending applications, requests for reimbursement, and program reporting under the following programs:

- Federal 5307 Traditional
- Federal 5339 Formula
- Federal COVID relief funding (CARES, CRRSAA, ARPA)
- Low Carbon Transit Operations Program
- Transit and Intercity Rail Capital Program (TIRCP)
- MST Capital Improvement Program
- CA SB1 State of Good Repair
- CA SB1 Local Partnership Program
- Federal 5309 Capital Investments Grants
- Caltrans Sustainable Transportation Planning Grants

In addition to attending webinars for future grant opportunities, staff participated in several meetings regarding current and future projects, bus procurements, and other capital projects. Update meetings with internal staff were ongoing to address status changes to various active or pending grants and requests for reimbursements.

Grants Summary	
Active Grant Funding	\$91,419,687
Grant Funds Pending Award	\$1,362,331

Procurements and Purchasing

Procurement efforts for the month included reviewing invoices, tracking supply requisition forms, and placing supply orders for each MST location. A draft procurement manual is in the works for internal use at MST. MST has put out a request for quotations for oils and lubricants in an effort to ensure that the District is receiving the best price. An invitation for bids for landscape maintenance services has been put out as MST's contract with Ernesto Cardenas Landscaping ends on November 30. The deadline to submit bids is Friday, October 28 and a public opening of bids will be held. A request for quotations for actuarial services has been issued as Aon has decided not to renew their contract with MST. The deadline to submit quotations for armored car services was extended since no quotes were received prior to the initial deadline. After Board approval, MST executed a contract with Shaw Yoder Antwih Schmelzer and Lange for state legislative advocacy services. Contract extensions for both Goodyear and Pacific Claims Management have been drafted and are being reviewed as MST's current terms with both companies are set to expire at the end of the year.

Information Technology Update

Governance:

- **I.T. Steering Committee:** The I.T. Steering Committee met on September 28th. During the meeting, the Committee was introduced MST's new Project Management Coordinator. The Committee also created a draft list for two new project teams covering the selection and implementation of a comprehensive Document Management System as well as a new Digital Signage System, with the goal of launching those project teams in the first quarter of 2023.

Operations Technology:

- **HASTUS Upgrade:** Discussions are continuing with regards to modernizing the HASTUS scheduling system, with a goal to select and implement an upgrade team once the Better Bus Network has been fully implemented.
- **Contactless Fare System:** the MST I.T. Team is continuing to monitor the performance of the contactless fare devices and is using the data that has been gathered during this early deployment to select a long-term device provider.

Cybersecurity:

- **Ukraine/Russia Conflict:** *(carried over from the August report as the concern remains elevated and ongoing)* CISA (Federal Cybersecurity & Infrastructure Agency) continues to advise that they are seeing an elevated level of reconnaissance activity against U.S. Infrastructure, including transportation. However as of this Board Report, there are no indications of any increased or coordinated attacks. I.T. is continuing to monitor these and other reports as a part of overall cybersecurity posture.
- **September Advisories:** Overall, the MS-ISAC (Multi-State Information Sharing and Analysis Center) issued approximately 30 cybersecurity advisories in June of 2022 that were considered potentially critical to Public Agencies. Ransomware attacks continue to be the most prevalent issue, however there are indications that probing of firewalls and web sites for vulnerabilities is on the increase.

Marketing Update

MST RealTime Usage:

2021	Text	RealTime Phone	App Sessions	App Users
September	4,330	448	117,301	2,630
October	3,635	472	113,472	2,554
November	3,884	522	94,267	2,274
December	3,776	485	87,553	2,113
2022				
January	3,460	455	91,708	2,281
February	3,539	484	102,577	2,237

March	3,460	664	117,212	2,529
April	3,869	567	116,347	2,579
May	4,311	766	112,898	2,736
June	4,025	844	97,975	2,536
July	4,037	847	105,717	2,603
August	4,761	871	143,536	3,350
September	5,807	689	161,032	3,341

Transit App: For the month of September, there were a total of 478 downloads for the Transit App. The top three most popular routes that users tapped from the home screen were JAZZ B with 9,166 taps, Line 18 with 8,738 taps, and JAZZ A with 7,513 taps.

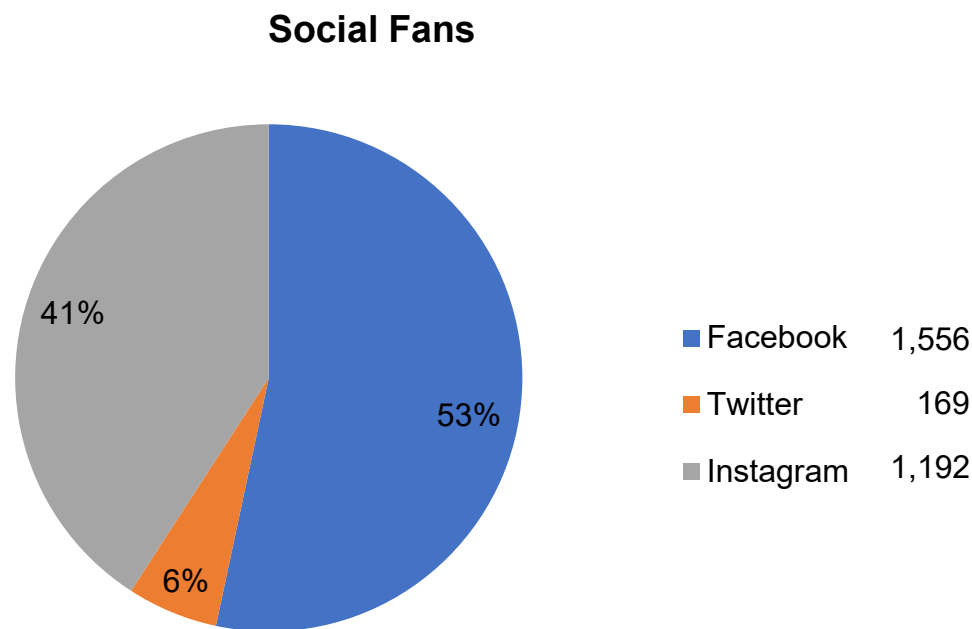
Published news stories include the following “Monterey-Salinas Transit seeks community input on new ‘SURF!’ bus transit project” (KSBW, 9/1/22); “Open for All: The Modular Route to Contactless Open Loop Fare Payments” (Mass Transit, 9/20/22).

Press releases sent include: “Monterey-Salinas Transit (MST) Announces Discount Contactless Fares For Both Local And Visiting Riders 65+ With Launch of New Benefits Eligibility Verification Website” (9/1/22).

Projects: Staffed information booth at Touch-A-Truck in Marina; staffed information booth at Senior Day at the Monterey County Fair; staffed information booth at Special Kids Connect-Transition to Adulthood Conference in Soledad; supported effort related to the donation of COVID-19 tests to VIDA Project; planned and coordinated activities connected to the MST 50th Anniversary celebration at operations facilities in King City, Salinas, Monterey, and throughout the community; continued outreach to school districts and youth organizations regarding School Pass Pilot Program opportunities; continued to support Mobility Services Department with program outreach and marketing support; kicked off Annual Report development activities; supported Commute with Enterprise Vanpool program website and communication efforts; continued to support SURF! project website updates; managed and developed creative elements for Better Bus Network marketing and communications; continued work with consultants on development of Non-Rider Survey instrument.

Collaborative/Meeting/Committees: Attended MST Board Meeting; Mobility Program Outreach; CAL-ITP/MST Customer Service Weekly Check-In; SURF! Public Outreach Coordination Meetings; Commute with Enterprise Vanpool program weekly launch meeting; 50th Anniversary Event coordination meeting; MST Town Hall Employee Meeting; Jazz Festival Service Request; Better Bus Network Communication and Marketing Plan meetings; Marketing, Outreach, Customer Service Team Meeting; Transit Oriented Development Planning Study meeting.

Social Media Performance:



Overview by Social Media Platform:

Twitter



Facebook



Instagram



Notes: On Twitter, "following" someone means that you will see their tweets (Twitter updates) in your personal timeline. Twitter lets you see who you follow and also who is following you. Followers are people who receive other people's Twitter updates.

A Facebook "fan" is a user who likes a particular Facebook page. Users who "like" a page are able to receive updates from that page's administrator through status updates, posted content, and event invitations. A list of pages a fan has liked will appear on his or her profile page.

"Engagement" is the sum of likes and comments received by all posts.

"Traffic" is the total number of clicks on all the links posted.

Planning Update

Better Bus Network

Planning staff was largely focused on the service change to implement the Better Bus Network. The East Garrison Homeowners Association (HOA) had been unresponsive to several MST inquiries for process on reinstating bus service to the community, so County Supervisor Wendy Root Askew's office was contacted to assist. A point of contact was established for East Garrison HOA, and MST planning staff was able to schedule a presentation at a future HOA meeting. Staff presented to Seaside Traffic Advisory Committee for the request to relocate a bus stop on the Jazz A route. Staff also presented to the Salinas Traffic and Transportation Commission for new stops in the Creekbridge neighborhood and on Van Buren Street.

Transit-Oriented Development Planning Study

Work continued on the Transit-Oriented Development (TOD) planning study in support of the SURF! Busway and Bus Rapid Transit project. Meetings were held with CSUMB and the cities of Marina, Monterey, Seaside, and Salinas to review current land development applications and roadway projects that might be opportunities for TOD.

Regional Planning

Throughout the month, staff continued participating in meetings with various local agencies, including the Transportation Agency for Monterey County and Association of Monterey Bay Area Governments.

Action Plan for FY 2022/23 and FY 2023/24

Status Update

Connecting Communities

1. Initiate East Alisal BRT and Salinas Transit Center (STC) Relocation Study as funding allows. December 2022

Status: Taylor Farms and City of Salinas have made written commitments to fund the study. Staff is waiting on Taylor Farms to provide contract language.

2. Develop plan to address outdated information technology legacy systems and continue implementation of 2019 – 2021 Information Technology Strategic Action Plan. December 2022

Status: An internal Information Technology steering committee has been formed to inform the plan which is on track to be completed on time.

3. Complete implementation of Board approved service changes (new Network Plan) to fixed route and Measure Q funded services along with supporting staffing plan and supporting fare policy. December 2022

Status: Better Bus Network on track to implemented on December 10. Except for King City, South County circulator service delayed until cities agree to bus stop plans.

4. Implement MST sponsored Vanpool Program to supplement existing fixed-route and mobility services. December 2022

Status: Completed and implemented September 2022.

5. Continue final design and submit application for FTA Capital Investment Grant (CIG) project evaluation, rating, and approval for SURF! Busway and Bus Rapid Transit Project (BRT). June 2024

Status: CIG application submitted with results to be announced February 2023. Final design and public participation continue.

6. Continue transit activities within board adopted operational and financial performance standards. **Status: Ongoing**

7. Maintain ongoing community partnerships and seek new opportunities as appropriate. **Status: Ongoing**

8. Develop and implement service levels, facilities, policies, and procedures appropriate to funding availability and community requirements. **Status: Ongoing**

9. Provide administrative support in service to Monterey County Regional Taxi Authority and Monterey-Salinas Transit Corporation. **Status: Ongoing**

10. Continue marketing and community outreach programs to promote and educate the communities we serve regarding the benefits of MST mobility services. **Status: Ongoing**

Creating Opportunities

1. Initiate comprehensive campaign to promote increased inclusivity, diversity, and equity of employment of underrepresented groups within MST's workforce. December 2022

Status: Staff continues to work with consultants and internal team. Board will receive an update at its meeting of December 12th.

2. Complete demonstration of contactless fare payment and mobile ticketing solution and determine feasibility of continuing technology on MST fixed route, MST RIDES and MST subsidized taxi services. July 2022

Status: Staff has completed the demonstration and is in the process of seeking competitive quotations for hardware and associated services via the state Master Service Agreement.

3. Begin fixed facility review for location new/rehabilitated Salinas Operations and Maintenance Facility and review of MST excess properties. June 2023

Status: Consultant has been hired and work is ongoing.

4. Continue partner-funded programs for students and educational organizations. October 2022

Status: Contracts with CSUMB, Hartnell, and MPC have been executed. Staff is working on a system to allow 50% discount to students during semester break periods.

5. Initiate research to determine levels of community support for local funding initiatives to support long term investments including fixed route operations, BRT and ZEB infrastructure investments. June 2023

Status: Initial discussions with consultants have occurred. More activity to take place after January 2023.

6. Complete Collective Bargaining Agreement with the Amalgamated Transit Union. December 2022

Status: Completed with Board ratification at its meeting of October 17th.

7. Complete Collective Bargaining Agreement with MST Employee Association MOU. February 2023

Status: In process with your Board opening negotiations at its meeting of October 17th.

8. Initiate comprehensive records and document management system to support Records Retention Policy and continuity of operations. December 2023

Status: Project not yet started.

9. Continue programs to support employment diversity, inclusiveness and equity for MST employees and customers **Status: Ongoing**

10. Actively participate in state and national trade associations to support issues of local concern. **Status: Ongoing**

11. Continue employee training and development opportunities through partnerships with local colleges, universities, trade associations, and vendors. **Status: Ongoing**

12. Ensure compliance with federal, state, and local regulations, and conduct regular review of policies and practices. **Status: Ongoing**
13. Adopt and execute federal and state legislative programs.
Status: Your Board will adopt state and federal legislative programs at your December 12 meeting.
14. Continue board development/educational activities and policy reviews. **Status: Ongoing**
15. Continue to seek funding from grant sources and extra governmental partnerships to maintain and expand mobility services. **Status: Ongoing**
16. Continue to adopt policies and adapt practices to existing Emergency Operations plan to address impacts of COVID-19 to the operations and workforce and ensure safety and cyber security of MST data and telecommunications systems, networks, and programs. **Status: Ongoing**

Being Kind to Our Planet

1. Continue implementation of Zero Emission Bus (ZEB) Roll Out Plan: Focus on ZEB vehicles, equipment, infrastructure, and develop long term funding plan to include public-private partnerships. **Status: Ongoing**
2. Promote and participate in planning efforts for autonomous vehicle infrastructure where such technology would best support MST operations. **Status: Ongoing**
3. Continue efforts to ensure passenger and employee safety and security. **Status: Ongoing**
4. Continue efforts to finance and maintain a state of good repair for MST fleet, facilities and supporting infrastructure. **Status: Ongoing**

Blank Page

Monterey-Salinas transit seeks community input on new 'SURF!' bus transit project

Updated: 12:54 PM PDT Sep 1, 2022

Ariana Jaso

Reporter

MARINA, Calif. — On Wednesday, Monterey-Salinas Transit held an open house to educate and receive input from the community on the new “SURF! Busway and Bus Rapid Transit” project.

One long-time local, Richard Vasquez, weighed in on the project.

"I'm hoping it will draw some attention and bring us together as a community," Vasquez said. "Transportation is very important and being that I'm a senior, being able to get around the county, particularly this area makes it more meaningful."

The transit will run parallel to Highway 1 on the underutilized rail corridor between Marina and Sand City.

“It'll go from Palm and Del Monte in Marina and it'll go along the rail bed. The abandoned former Union Pacific Line Railroad. It'll be on the east side of the rail hugging Highway 1,” said Lisa Rheinheimer, MST's assistant general manager.

The goal is to connect communities, relieve highway congestion and most of all— get people where they're going faster and more efficiently.

"Many people don't realize, that in the city of Monterey, 87% of the people who work there actually come in from elsewhere and you can see that. On the roads coming in in the morning, Highway 1, Highway 68, it's just loaded for miles, backed up," said Kevin Dayton with Monterey Peninsula Chamber of Commerce.

The project is a product of Measure X, which is a local sales tax measure that Monterey County voters approved back in 2016.

"It goes towards local streets and roads, 60% of it distributed to the county and the cities for street maintenance and improvements to bike and pedestrian facilities," said Todd Muck, executive director of the Transportation Agency for Monterey County.

The project is projected to return \$250 million in economic benefits and create over 600 jobs and in an eco-friendly way.

"We're going to be using zero-emission vehicles that are super quiet and they have no emissions," Rheinheimer said.

If the funding plans go as expected, they plan for construction to start in 2024 and for passengers to start traveling in 2027.

KSBW MONTEREY



TECHNOLOGY > FARE COLLECTION

Open for All: The Modular Route to Contactless Open Loop Fare Payments

Modular components that can be integrated within systems are providing transit providers of all sizes a more flexible option to leverage contactless payments.

Adam McGavock

Sept. 20, 2022



Monterey Salinas-Transit launched tap-to-pay on its system in May 2021.

LATEST IN FARE
COLLECTION



Transit agencies around the world are starting to see an alternative to single vendor contracts when procuring fare collection systems. Modular components, supplied by specialist vendors and integrated within an open architecture, are emerging as a faster, less expensive and more flexible option.

Sept.
28,
2022

Fare Collection

Elavon launches Mass Transit Payments in the United States

Sept. 28, 2022

Design and build options

Until recently, the market for providing automated fare payments was dominated by big fare collection system vendors. Once contracted, they entered long-term relationships with customers, managing the entire project throughout the design, build, operate and maintain phases. These projects are typically built to detailed specifications, can take years to deploy and can include associated costs that prove prohibitive to smaller agencies.



While it can be reassuring to have only one vendor to engage with, agencies are locked into contracts for many years, and modernization can become a challenge.

The transit industry has looked to other sectors for an example of a more agile solution. Modular systems, the norm in retail payments for decades,

provide a faster, more cost-effective approach, which can be replicated for fare collection.

An alternative model

Transit operators and agencies of all sizes are choosing to buy solutions for contactless fare payments in a number of lots, which plug-and-play together through open APIs. This means they engage several vendors who are best in class in a specialist area, such as device hardware, payments processing and merchant services. With tried and tested integrations and standard contracts, a contactless EMV pilot or roll-out can be managed in weeks.

Where the single supplier model can be highly constrained, the modular alternative allows greater flexibility. If an agency prefers a particular payment reader, the option to use it remains. Interoperability, choice and competition in the marketplace drives costs down, making contactless EMV something that small transit agencies can consider.

Industry moving towards modular

Some of the biggest players in public transit have shown interest in moving towards more modular solutions based on open standards. Transport for London (TfL) has suggested that, in a

procurement taking place in 2025, it will look to segment its monolithic solution.

Agencies already spearheading this approach include Helsinki Regional Transport (HSL) and TVV lippu- ja maksujärjestelmä Oy (LMJ) in Finland. They rolled out a modular contactless payment system in the capital, Helsinki, and several other cities.

To introduce contactless EMV transit payments, public transit agencies need three components: a validator (payment terminal to accept payment), a payment processor (the integration layer) and an acquiring bank (to settle the payment). In Finland, the payment processor connected Nets, a leading European provider of acquiring services, to several different validators, allowing each city's transit provider to select the hardware that matched their needs.

Because integration and certification were already complete, transit agencies in cities such as Tampere, Oulu and Hämeenlinna were able to quickly get up and running with contactless acceptance.

"We can promise our [transit agency] customers that, six weeks after project ramp-up, we can start production with Mastercard and Visa payments," said Juha Ranta, COO, LMJ.

Strong contactless payments adoption was seen from the outset, with contactless EMV payments gaining a 17 percent share of total transactions in the city of Oulu within 10 months - while paper tickets and season passes saw the greatest decline. This is partly because consumers in the Nordic region already widely use tap-to-pay in settings like retail and hospitality and there was pent up demand for the same experience on public transport.

However, the cities involved also launched dedicated customer-facing marketing campaigns, helping to motivate the significant shift to contactless. Campaigns including billboards, bus wraps and other communications ensured that residents, commuters and tourists knew the system was being introduced and were clear on how to use it.

In the United States, the California Department of Transportation (Caltrans) is also breaking new ground with a mobility marketplace set up as part of the California Integrated Travel Project (Cal-ITP). It has contracted vendors in three categories - payment processors, fare calculation software and fare validators - to supply parts of an open loop fare collection system. Any of the 300-plus transit agencies in the state—and nationwide—can pick three compatible components to buy.

It is hoped that, in making contactless payments less complex to procure and more affordable for smaller cities, the state of California will work towards a unified transit payments system. Its long-term vision is to achieve seamless, multi-modal travel in the state and beyond, inspiring more people to ride transit rather than using their private car for most journeys.

Early signs are encouraging. Several contactless pilots have gone live in Monterey, Sacramento and Santa Barbara, which demonstrate the modular concept in action. Monterey Salinas-Transit (MST) led the way, launching tap-to-pay in May 2021. In a rider survey carried out a year later, the agency found that nearly half (47 percent) of respondents were using the system and found it really convenient.

Lisa Rheinheimer, assistant general manager, MST, said, “Those who use the contactless system are largely happy with it.”

In Santa Barbara, a contactless system has been active on the Santa Barbara County Association of Governments’ (SBCAG) Clean Air Express commuter route since last July. It has steadily gained users and now 13 percent of riders tap-to-pay.

Whitney Rush, rail and transit project manager, SBCAG, said, "It's been enormously beneficial to step into the future of fare payments. Our customers expect it. They and the drivers have been pleased with the system."

Open for all agencies

Open architecture for payment systems is the way that the industry is headed, making it possible to launch tap-to-ride quickly and less expensively, and enabling agencies to add to or swap elements of a fare collection system without having to start from scratch.

For those without access to a state-led initiative such as Cal-ITP's mobility marketplace, procurement options include issuing separate RFPs for payment devices, payment processing and acquiring services; or working with a payment service provider that has established integrations with a range of devices and acquirers. Following the latter route, it's possible that components of an open loop payments system can be selected and then simply switched on.

The Californian contactless demonstrations are a great example of this. In partnership with Cal-ITP, payment service provider Littlepay teamed up with its ticketing technology and acquiring partners to give agencies a smooth journey to contactless EMV.

The beauty of this type of arrangement, particularly for smaller agencies with limited technical resources, is that there is knowledge and experience on tap. Systems have been deployed many times already and there is a clear and proven roadmap for both pilots and full roll-outs.

Simple and inclusive fare payments

Fast becoming an expectation amongst transit users around the world, contactless EMV payments have been identified as a pillar of the rider experience. These systems allow speedy boarding and the convenience of tapping to pay for trips using the bank card or digital wallet people carry everywhere. Riders simply pay for travel, rather than buying a ticket, and enjoy automatic benefits from fare caps or discounts and concessions linked to their card.

As U.S. transit agencies continue to seek ways to improve fare equity and inclusion, this technology is at the forefront of enabling lower income riders and eligible concession groups to access public transit and get the best ticket prices without paying in advance. Modular systems, with minimal capex investment and fast turnaround from contract to deployment can give transit agencies in smaller urban and rural communities an ace up their sleeve.

Adam McGavock is the business development manager for North America at Littlepay.





SPONSORED CONTENT

[Learn More](#)

Zero-emission buses will lead to a re-engineering of nation's bus depots

The transition to zero-emission buses involves much more than vehicle selection and procurement. To accommodate battery-electric or fuel-cell electric buses, agencies should prepare for a complete re-engineering of traditional depot facilities.



Board Report
MONTEREY-SALINAS TRANSIT DISTRICT

Vendor ledger Entry: Posting Date 09/01/22..09/30/22

Posting Date	Document No.	Vendor No.	Vendor Name	Description	Sum of Amount
9/2/2022	64552	ACS10	A & C SIGNS	OTHER OUTSIDE LABOR	390.00
9/2/2022	64553	ALL40	ALL AMERICAN MAILING, INC.	MISC MARKETING - RIDES PROGRAM MAILING	2,164.39
9/2/2022	64554	AME50	AMERICAN SUPPLY COMPANY	BUILDING CLEANING SUPPLIES	720.62
9/2/2022	64554	AME50	AMERICAN SUPPLY COMPANY	SHOP AND UTILITY SUPPLIES	260.70
9/2/2022	64555	ATT15	AT&T MOBILITY	COMPUTER MAINTENANCE	9,567.11
9/2/2022	64556	BEN10	BENEFIT COORDINATORS CORPORATION (BCC)	EE HEALTH/LIFE INS. DEDCTN	17,909.20
9/2/2022	64557	CAL20	CALIFORNIA AMERICAN WATER	WATER & FIRE PROTECTION	1,076.14
9/2/2022	64558	CAL82	CALIFORNIA TOWING & TRANSPORT LLC	TOWING	630.00
9/2/2022	64559	CHR11	CHRIS WILSON PLUMBING & HEATING, INC	ELECTRICAL, PLUMBING , ROOFING	403.18
9/2/2022	64560	CIN20	CINTAS CORPORATION	COVID-19	155.00
9/2/2022	64560	CIN20	CINTAS CORPORATION	LAUNDRY Facilities	275.05
9/2/2022	64560	CIN20	CINTAS CORPORATION	LAUNDRY Maintenance	1,672.92
9/2/2022	64561	COA50	SC FUELS	DIESEL FY23 DIESEL CJW TDA KC	95,640.82
9/2/2022	64561	COA50	SC FUELS	DIESEL SALES TAX	8,846.77
9/2/2022	64562	COA51	SC FUELS	FUEL PURCHASE - SHIP TO MV	109,082.20
9/2/2022	64563	COA60	COAST COUNTIES TRUCK & EQUIPT	REVENUE PARTS	1,189.85
9/2/2022	64564	CON50	CONSOLIDATED ELECTRICAL	ELECTRICAL Supplies	346.62
9/2/2022	64565	CSC10	C S C OF SALINAS	BUILDING AND EQUIPMENT MAINT	628.06
9/2/2022	64565	CSC10	C S C OF SALINAS	REVENUE VEHICLE PARTS	59.76
9/2/2022	64566	DALROJ	DALIA ROJAS	EE OTHER DEDUCTION	230.77
9/2/2022	64567	DIR10	DIRECT TV	ANTENNA/ SATELLITE RENTAL	100.24
9/2/2022	64568	FAS20	FASTENAL COMPANY	SHOP SUPPLIES	2,320.24
9/2/2022	64569	FIR20	FIRST ALARM	PREPAID EXPENSES	314.40
9/2/2022	64573	GIL10	GILLIG LLC	REVENUE PARTS	17,664.08
9/2/2022	64574	GOO15	GOODYEAR TIRE - RUBBER CO	TIRES & TUBES	198.18
9/2/2022	64575	GRA30	GRAINGER	BUILDING AND EQUIPMENT MAINT	139.51
9/2/2022	64575	GRA30	GRAINGER	NON STOCK SHOP SUPPLIES FOR ALL 3 SHOPS	608.63
9/2/2022	64576	GRE30	GREEN RUBBER-KENNEDY AG	BUILDING AND EQUIPMENT MAINT	764.74
9/2/2022	64577	GRE50	GREEN VALLEY INDUSTRIAL SUPPLY INC.	BUILDING AND EQUIPMENT MAINT	429.24
9/2/2022	64578	HAR30	THE HARTFORD	EE HEALTH/LIFE INS. DEDCTN	3,141.20
9/2/2022	64579	ICM10	ICMA RETIREMENT TRUST-457	EE DEFERRED COMPENSATION	1,290.38
9/2/2022	64580	JOH20	JOHNSON ASSOCIATES	SUPPORT VEHICLE PARTS	102.59
9/2/2022	64581	KEL20	KELLY-MOORE PAINT CO	BUILDING AND EQUIPMENT MAINT	134.42
9/2/2022	64582	KIN13	KING CITY ACE HARDWARE	BUILDING AND EQUIPMENT MAINT	261.98
9/2/2022	64583	KIR30	KIRK'S AUTOMOTIVE, INC.	REVENUE PARTS	957.49
9/2/2022	64584	KOF10	KOFF & ASSOCIATES, INC.	Class and Compensation Study Consultant	10,000.00
9/2/2022	64584	KOF10	KOFF & ASSOCIATES, INC.	Class and Compensation Study remaining balance FY22	2,051.25
9/2/2022	64585	LISRHE	LISA RHEINHEIMER	STAFF TRAVEL	227.60
9/2/2022	64586	MON38	MONTEREY COUNTY SHERIFF	EE OTHER DEDUCTION	192.00
9/2/2022	64587	MUN15	MUNCIE TRANSIT SUPPLY	REVENUE PARTS	1,104.48
9/2/2022	64588	NAP10	NAPA AUTO PARTS OF SALINAS	SHOP SUPPLIES	24.01
9/2/2022	64589	NAV10	NAVIA BENEFIT SOLUTIONS CLIENT PAY	EE FLEXIBLE SPENDING	1,211.91
9/2/2022	64590	NOL11	NOLAND, HAMERLY, ETIENNE & HOSS	OTHER MISC. EXPENSE	4,331.50
9/2/2022	64591	NORCAL	NORCAL KENWORTH SERVICE	REVENUE PARTS	1,949.25
9/2/2022	64592	NOV10	BILL'S WINDSHIELD REPAIR	OTHER OUTSIDE LABOR	60.00
9/2/2022	64593	ORE10	O'REILLY AUTO ENTERPRISES, LLC	REVENUE PARTS	117.43
9/2/2022	64594	PAC05	PACIFIC CLAIMS MANAGEMENT	Third Party Administrator Contract	5,708.33
9/2/2022	64595	PAC20	PACIFIC GAS AND ELECTRIC CO	PG&E	3,531.81
9/2/2022	64596	PAC25	PACIFIC GROVE CHAMBER OF	CHAMBER AND OTHER DUES	465.00
9/2/2022	64597	PAS10	ERNESTO CARDENAS	GROUPS MAINTENANCE	6,370.00
9/2/2022	64597	PAS10	ERNESTO CARDENAS	GROUPS MAINTENANCE IRRIGATION MAIN VIALVE REPLACEMENT	225.00
9/2/2022	64598	PIT25	PITNEY BOWES GLOBAL FINANCIAL SERVICES LLC	POSTAGE METER RENTAL	1,452.64
9/2/2022	64599	PRE30	PREMIUM AUTO PARTS INC.	NON STOCK RU USE	749.57
9/2/2022	64600	SAF15	SAFETY-KLEEN CORP	HAZARDOUS WASTE DISPOSAL	337.89
9/2/2022	64601	SAF20	SAFETEQUIP, INC.	SAFETY & PROTECTIVE SUPPLIES	3,463.35
9/2/2022	64601	SAF20	SAFETEQUIP, INC.	SHELTER & BUS STOP SUPPLIES	368.89
9/2/2022	64602	SAL91	SALINAS YELLOW CAB CO, LLC	PURCH TRANS-RIDES-CERT. TAXI	14,546.00
9/2/2022	64602	SAL91	SALINAS YELLOW CAB CO, LLC	PURCH TRANS-SENIOR TAXI VOUCHE	19,614.00
9/2/2022	64603	SALTOY	SALINAS TOYOTA SCION HYUNDAI	SUPPORT VEHICLE REPAIRS & PARTS	516.38
9/2/2022	64604	SCL10	SC LUBRICANTS LLC	LUBRICANTS DEF AND LUBRICATION	3,786.82
9/2/2022	64605	SNA10	SNAP-ON INDUSTRIAL	REVENUE PARTS	1.00
9/2/2022	64606	TEC20	TEC EQUIPMENT	REVENUE PARTS	1,362.34
9/2/2022	64607	TEL25	TELEPHONETICS INC	MARKETING SERVICES	87.50
9/2/2022	64608	TRI20	TRITON CONSTRUCTION	BUILDING AND EQUIPMENT MAINT	842.36
9/2/2022	64608	TRI20	TRITON CONSTRUCTION	TEST UNDERGROUND TANKS	1,628.00
9/2/2022	64609	VAL60	VALLEY POWER SYSTEMS INC	REVENUE PARTS	3,130.91
9/2/2022	64610	VER40	VERIZON WIRELESS	CELLULAR PHONES/PAGERS	1,486.57
9/2/2022	64611	WAL25	THOMAS WALTERS AND ASSOC INC	CONSULTING - Federal Advocate	4,500.00
9/2/2022	64612	WOR55	WORK WORLD , WHISTLE WORKWEAR	SAFETY BOOTS - FACILITIES	404.20
9/2/2022	64612	WOR55	WORK WORLD , WHISTLE WORKWEAR	SAFETY BOOTS Maintenance - \$250 limit	245.80
9/2/2022 Total					375,770.27
9/9/2022	64613	VIC11	VICTORY TOYOTA	SUPPORT VEHICLES REPAIR	416.37
9/9/2022	64614	VEN10	VEN TEK INTERNATIONAL	COMPUTER MAINTENANCE - Ticket Vending Machines	3,430.00
9/9/2022	64615	VAL70	VALLEY SAW & GARDEN SUPPLY	LANDSCAPING EQUIP SERVICE /SUPPLIES	225.09
9/9/2022	64616	VAL60	VALLEY POWER SYSTEMS INC	REVENUE PARTS	348.23
9/9/2022	64617	VAL20	VALLEY PACIFIC PETROLEUM	LUBRICANTS	239.70
9/9/2022	64617	VAL20	VALLEY PACIFIC PETROLEUM	LUBRICANTS - DELO GEAR, DELO 50/50, DELVAC ATF, DELO 400	32,987.10
9/9/2022	64618	TER10	TERRYBERRY COMPANY LLC	EE Recognition Catalogue	898.31
9/9/2022	64619	TEC20	TEC EQUIPMENT	REVENUE PARTS	2,024.97
9/9/2022	64620	TAR10	TARGET PEST CONTROL, INC.	PEST CONTROL	675.00
9/9/2022	64621	SPO10	SPORTSWORKS	REVENUE PARTS	114.55
9/9/2022	64622	SNA11	SNAP-ON - WARBY9, INC.	TOOLS AND EQUIPMENT	127.30
9/9/2022	64623	SNA10	SNAP-ON INDUSTRIAL	OTHER SUPPLIES	88.59
9/9/2022	64624	SAF20	SAFETEQUIP, INC.	SAFETY & PROTECTIVE SUPPLIES	253.37
9/9/2022	64625	RYA30	RYAN RANCH PRINTERS	A-FRAME INSERTS - CASH APP	177.14
9/9/2022	64625	RYA30	RYAN RANCH PRINTERS	OFFICE SUPPLIES	709.54

Board Report
MONTEREY-SALINAS TRANSIT DISTRICT

Vendor ledger Entry: Posting Date 09/01/22..09/30/22

Posting Date	Document No.	Vendor No.	Vendor Name	Description	Sum of Amount
9/9/2022	64625	RYA30	RYAN RANCH PRINTERS	PRINTING	71.01
9/9/2022	64626	RED20	BECK'S SHOE STORE, INC.	Safety Boots - Maintenance up to \$250.00 per pair	585.03
9/9/2022	64627	PRE30	PREMIUM AUTO PARTS INC.	NON STOCK RU USE	185.09
9/9/2022	64628	PIT20	PITNEY BOWES	OTHER SUPPLIES	856.78
9/9/2022	64629	PIN30	PINNACLE HEALTHCARE	Drug and Alcohol Test	628.00
9/9/2022	64629	PIN30	PINNACLE HEALTHCARE	PHYSICAL EXAMS for FY23	130.00
9/9/2022	64630	PEN40	PENINSULA MESSENGER LLC	OTHER OUTSIDE LABOR	1,222.00
9/9/2022	64631	PAULOP	PAUL LOPEZ	3 Nights, September 19-22, 2022, Zero Emissions Conference, Anaheim, CA	222.00
9/9/2022	64632	PAC60	PACIFIC TRUCK PARTS INC	REVENUE PARTS	1,060.49
9/9/2022	64633	PAC20	PACIFIC GAS AND ELECTRIC CO	PG&E	384.40
9/9/2022	64634	ORE10	O'REILLY AUTO ENTERPRISES, LLC	REVENUE PARTS	404.31
9/9/2022	64635	NORCAL	NORCAL KENWORTH SERVICE	REVENUE PARTS	479.78
9/9/2022	64636	NOR11	NORMAN TUITAVUKI	3 Nights, September 19-22, 2022, Zero Emissions Conference, Anaheim, CA	222.00
9/9/2022	64637	NAV10	NAVIA BENEFIT SOLUTIONS CLIENT PAY	EE FLEXIBLE SPENDING	1,211.91
9/9/2022	64638	NAV10	NAVIA BENEFIT SOLUTIONS CLIENT PAY	COBRA Base Monthly Fee	178.85
9/9/2022	64639	NAV10	NAVIA BENEFIT SOLUTIONS CLIENT PAY	Sec. 125 Participant Fee	176.70
9/9/2022	64640	NAP10	NAPA AUTO PARTS OF SALINAS	SHOP SUPPLIES	687.23
9/9/2022	64641	MUN15	MUNCIE TRANSIT SUPPLY	REVENUE PARTS	29.59
9/9/2022	64642	MSB10	M & S BUILDING SUPPLY, INC.	BUILDING AND EQUIPMENT MAINT	184.20
9/9/2022	64643	MON21	MBS BUSINESS SYSTEMS	EQUIPMENT RENTALS	262.31
9/9/2022	64644	LIF10	LIFT-U	REVENUE PARTS	64.74
9/9/2022	64645	KOF10	KOFF & ASSOCIATES, INC.	Class and Compensation Study remaining balance FY22	25,187.50
9/9/2022	64646	KIN13	KING CITY ACE HARDWARE	BUILDING AND EQUIPMENT MAINT	181.67
9/9/2022	64647	KIM20	KIMLEY-HORN & ASSOCIATES, INC	SURF! BUSWAY AND BUS RAPID TRANSIT	176,111.09
9/9/2022	64648	IMP10	IMPERIAL SUPPLIES LLC	Payment of Invoice PIV-122760	(0.89)
9/9/2022	64648	IMP10	IMPERIAL SUPPLIES LLC	SHOP SUPPLIES	143.71
9/9/2022	64649	GRA30	GRAINGER	BUILDING AND EQUIPMENT MAINT	175.10
9/9/2022	64650	GOO15	GOODYEAR TIRE - RUBBER CO	TIRES & TUBES	15,579.29
9/9/2022	64651	FAS20	FASTENAL COMPANY	SHOP SUPPLIES	1,012.70
9/9/2022	64652	ELM10	ELMERS AUTO PARTS	SUPPORT VEHICLE PARTS	10.19
9/9/2022	64653	DIE10	DIESEL MARINE ELECTRIC, INC.	REVENUE PARTS	1,403.86
9/9/2022	64654	DANBRU	DANIEL BRUNO	3 nights September 27-30, 2022, Pittsburgh, PA HASTUS Conference	192.00
9/9/2022	64655	CYP05	CYPRESS COAST FORD-L/M	SUPPORT VEHICLES REPAIR	61.35
9/9/2022	64656	COM10	COMMERCIAL TRUCK CO.	REVENUE PARTS	1,851.84
9/9/2022	64657	COA60	COAST COUNTIES TRUCK & EQUIPT	REVENUE PARTS	2,882.46
9/9/2022	64658	COA50	SC FUELS	DIESEL FY23 DIESEL CIW TDA KC	33,557.18
9/9/2022	64658	COA50	SC FUELS	DIESEL SALES TAX	3,104.04
9/9/2022	64659	CIN20	CINTAS CORPORATION	COVID-19	270.00
9/9/2022	64659	CIN20	CINTAS CORPORATION	LAUNDRY Facilities	787.15
9/9/2022	64659	CIN20	CINTAS CORPORATION	LAUNDRY Maintenance	2,363.55
9/9/2022	64660	CHI20	CHIDLAW MARKETING	ADVERTISING AGENCY	2,850.00
9/9/2022	64661	CAR2W	CARLON'S FIRE EXTINGUISHER	FIRE EXTINGUISHER SERVICE	537.03
9/9/2022	64662	CAL20	CALIFORNIA AMERICAN WATER	WATER & FIRE PROTECTION	1,279.52
9/9/2022	64663	AME50	AMERICAN SUPPLY COMPANY	BUILDING CLEANING SUPPLIES	522.90
9/9/2022	64663	AME50	AMERICAN SUPPLY COMPANY	SHOP AND UTILITY SUPPLIES	92.43
9/9/2022 Total					322,117.35
9/12/2022	64664	DRI10	ALLIANT INSURANCE SERVICES, INC.	OTHER INSURANCE PREMIUMS	6,903.30
9/12/2022 Total					6,903.30
9/13/2022	64665	ALE20	LUIS ALEJO	LUIS ALEJO-DIRECTOR FEES	100.00
9/13/2022	64666	CARE5	MARY ANN CARBONE	MARY ANN CARBONE-DIRECTOR FEES	100.00
9/13/2022	64667	DAV21	DAVID BURNETT	DAVID BURNETT - MILEAGE	12.25
9/13/2022	64668	DAVBUR	DAVID BURNETT	DAVID BURNETT-DIRECTOR FEES	100.00
9/13/2022	64669	DAVPAC	DAVID PACHECO	DAVID PACHECO-DIRECTOR FEES	100.00
9/13/2022	64670	MAR60	MARIA YANELY MARTINEZ	MARIA YANELY MARTINEZ-DIRECTOR FEES	100.00
9/13/2022	64671	MICLEB	MICHAEL Le BARRE	MICHAEL Le BARRE-DIRECTOR FEES	100.00
9/13/2022	ACH0000250.TXT	ALB20	DANIEL T. ALBERT	DANIEL T. ALBERT-DIRECTOR FEES	100.00
9/13/2022	ACH0000251.TXT	ALB21	DANIEL T. ALBERT	DANIEL T. ALBERT-MILEAGE	7.25
9/13/2022	ACH0000252.TXT	BAR50	TONY BARRERA	TONY BARRERA-DIRECTOR FEES	100.00
9/13/2022	ACH0000253.TXT	JEFBAR	JEFFREY BARON	JEFFREY BARON-DIRECTOR FEES	100.00
9/13/2022	ACH0000254.TXT	VEL20	ANNA M. VELAZQUEZ	ANNA M. VELAZQUEZ-DIRECTOR FEES	100.00
9/13/2022	ACH0000255.TXT	VEL21	ANNA M. VELAZQUEZ	ANNA M. VELAZQUEZ-MILEAGE	45.13
9/13/2022	ACH0000256.TXT	WOR11	LORRAINE WORTHY	LORRAINE WORTHY-DIRECTOR FEES	100.00
9/13/2022 Total					1,164.63
9/16/2022	64672	ACC40	ACCURATE BACKGROUND, INC	Background Services	231.46
9/16/2022	64673	AMA10	AMALGAMATED TRANSIT UNION	EE OTHER DEDUCTION	11,544.07
9/16/2022	64674	AND2M	ANDERSEN'S LOCK AND SAFE, INC	BUILDING AND EQUIPMENT MAINT	150.00
9/16/2022	64675	APE10	ASAP SIGNS & PRINTING	Office Name Plate - Melissa Valadez	13.66
9/16/2022	64676	ATT10	AT&T	TELEPHONE LINE SERVICE	1,034.34
9/16/2022	64677	ATT16	AT&T CALNET	TELEPHONE LINE SERVICE	2,941.75
9/16/2022	64678	BLA11	BLACK OAK CLEANING SERVICES	CUSTODIAL SERVICES SCO	4,800.00
9/16/2022	64679	BRO60	REPUBLIC SERVICES	DISPOSAL & SEWER	2,297.76
9/16/2022	64680	CAL92	CALIFORNIA WATER SERV CO	WATER & FIRE PROTECTION	39.35
9/16/2022	64681	CAR2W	CARLON'S FIRE EXTINGUISHER	FIRE EXTINGUISHER SERVICE FOR FACILITIES	492.72
9/16/2022	64682	CIN20	CINTAS CORPORATION	COVID-19	465.00
9/16/2022	64682	CIN20	CINTAS CORPORATION	LAUNDRY Facilities	1,294.85
9/16/2022	64682	CIN20	CINTAS CORPORATION	LAUNDRY Maintenance	2,520.06
9/16/2022	64683	COA60	COAST COUNTIES TRUCK & EQUIPT	OTHER OUTSIDE LABOR	4.22
9/16/2022	64684	COM10	COMMERCIAL TRUCK CO.	REVENUE PARTS	282.67
9/16/2022	64685	CYP05	CYPRESS COAST FORD-L/M	SUPPORT VEHICLES REPAIR	276.05
9/16/2022	64686	DALROJ	DALIA ROJAS	EE OTHER DEDUCTION	230.77
9/16/2022	64687	DIG35	DIGI-KEY CORPORATION 290506	FAREBOX PARTS	54.13
9/16/2022	64688	DIR10	DIRECT TV	ANTENNA/ SATELLITE RENTAL	107.24
9/16/2022	64689	DMV26	DMV RENEWAL	Permanent Trailer Identification Notice Service Fee	10.00
9/16/2022	64690	ELM10	ELMERS AUTO PARTS	SUPPORT VEHICLE PARTS	27.67
9/16/2022	64691	EXE10	EXECUTIVE SERVICES	BUILDING CLEANING SUPPLIES	1,493.60
9/16/2022	64692	FAS20	FASTENAL COMPANY	SHOP SUPPLIES	466.27

Board Report
MONTEREY-SALINAS TRANSIT DISTRICT

Vendor ledger Entry: Posting Date 09/01/22..09/30/22

Posting Date	Document No.	Vendor No.	Vendor Name	Description	Sum of Amount
9/16/2022	64693	FRA70	FRANCHISE TAX BOARD	EE OTHER DEDUCTION	205.28
9/16/2022	64698	GIL10	GILLIG LLC	REVENUE PARTS	21,000.14
9/16/2022	64699	GRA30	GRAINGER	BUILDING AND EQUIPMENT MAINT	1,289.06
9/16/2022	64699	GRA30	GRAINGER	NON STOCK SHOP SUPPLIES FOR ALL 3 SHOPS	34.74
9/16/2022	64700	GRE60	GREENWASTE RECOVERY, INC.	DISPOSAL & SEWER	209.66
9/16/2022	64701	GRE60	GREENWASTE RECOVERY, INC.	DISPOSAL & SEWER	929.44
9/16/2022	64702	IAN10	IAN FERGUSON	MARKETING SERVICES	875.00
9/16/2022	64703	ICM10	ICMA RETIREMENT TRUST-457	EE DEFERRED COMPENSATION	1,290.38
9/16/2022	64704	IMP10	IMPERIAL SUPPLIES LLC	SHOP SUPPLIES	8.93
9/16/2022	64705	JAN10	THE JANEK CORPORATION	FAREBOX PARTS	557.18
9/16/2022	64706	JAR11	JARRETT WALKER & ASSOCIATES, LLC	COMPREHENSIVE OPERATIONAL ANALYSIS CONSULTANT	10,119.34
9/16/2022	64707	KON10	U.S.BANK EQUIPMENT FINANCE	Copier Lease (All Locations)	321.48
9/16/2022	64708	LAN10	LANGUAGE LINE SERVICES	Translation and Interpretation Services	10.50
9/16/2022	64709	LAR10	LARGE'S METAL FABRICATION, INC	SHELTER & BUS STOP SUPPLIES	4,725.06
9/16/2022	64710	MEN25	ASSETWORKS, INC.	REVENUE PARTS	3,028.54
9/16/2022	64711	MES10	MEDICAL EYE SERVICES, INC.	EE HEALTH/LIFE INS. DEDCTN	2,602.50
9/16/2022	64712	MON11	MONTEREY CITY DISPOSAL	DISPOSAL & SEWER	1,092.91
9/16/2022	64713	MON50	MONTEREY REGIONAL WASTE	DISPOSAL & SEWER	133.80
9/16/2022	64714	MON51	MONTEREY ONE WATER	DISPOSAL & SEWER	168.96
9/16/2022	64715	MUN15	MUNCIE TRANSIT SUPPLY	REVENUE PARTS	65.03
9/16/2022	64716	NEW30	NFI PARTS - NEW FLYER	REVENUE PARTS	22.03
9/16/2022	64717	NORCAL	NORCAL KENWORTH SERVICE	REVENUE PARTS	1,145.09
9/16/2022	64718	NOV10	BILL'S WINDSHIELD REPAIR	OTHER OUTSIDE LABOR	120.00
9/16/2022	64719	PAC20	PACIFIC GAS AND ELECTRIC CO	PG&E	25.01
9/16/2022	64720	PAC60	PACIFIC TRUCK PARTS INC	REVENUE PARTS	346.01
9/16/2022	64721	PAC80	PACIFIC WEST WATER	EQUIPMENT RENTALS	1,300.69
9/16/2022	64722	PRO60	SAN LORENZO LUMBER	BUILDING AND EQUIPMENT MAINT	893.15
9/16/2022	64723	RED20	BECK'S SHOE STORE, INC.	SAFETY AWARD & EE RECOGNITION	120.72
9/16/2022	64724	RYA30	RYAN RANCH PRINTERS	Business Card Order - Melissa Valadez	71.01
9/16/2022	64725	SAF15	SAFETY-KLEEN CORP	HAZARDOUS WASTE DISPOSAL	1,039.06
9/16/2022	64726	SAF20	SAFETEQUIP, INC.	SAFETY & PROTECTIVE SUPPLIES	163.76
9/16/2022	64727	SAL12	SALINAS VALLEY SOLID WASTE AUTHORITY	DISPOSAL & SEWER	312.50
9/16/2022	64728	SC110	SC LUBRICANTS LLC	GASOLINE ALL LOCATIONS	3,065.74
9/16/2022	64728	SC110	SC LUBRICANTS LLC	GASOLINE TAX	131.43
9/16/2022	64729	SHA12	SHAW YODER ANTWHI	OTHER PROFESSIONAL -State Legislative Support	6,000.00
9/16/2022	64730	STE11	STERICYCLE, INC.	OFFICE EQUIPMENT	1,802.75
9/16/2022	64731	SUN10	SUNSTAR MEDIA	Marketing Services for Mobility Website	275.00
9/16/2022	64732	TAR10	TARGET PEST CONTROL, INC.	PEST CONTROL	40.00
9/16/2022	64733	TEC20	TEC EQUIPMENT	REVENUE PARTS	1,349.98
9/16/2022	64734	TEN15	TENNANT SALES AND SERVICE	SHOP EQUIPMENT REPAIR	760.16
9/16/2022	64735	TRA14	TRANSIT	Royale for Agencies: 3 months	1,500.00
9/16/2022	64736	UNI22	UPS FREIGHT	POSTAGE & EXPRESS SERVICE	291.45
9/16/2022	64737	USB15	U.S. BANK CORP PAYMENT SYSTEM	CAL CARD 08/22	30,909.07
9/16/2022	64738	VAL60	VALLEY POWER SYSTEMS INC	REVENUE PARTS	714.95
9/16/2022 Total					131,845.13
9/21/2022	64741	BAR11	BARRY MIRKIN	RENT -15 LINCOLN AVENUE	7,133.86
9/21/2022	64742	FAO10	FAO-USAED,	Rent-Real Estate OMC-DACA#05-1-17-504	8,305.00
9/21/2022	64743	LEH10	Lehman James Pinckney, Jr., Trustee	19 UPPER RAGS#100-LT NOTE	6,640.82
9/21/2022	64744	MAR45	MARY H. NINO REVOCABLE TRUST	RENT- 201 PEARL ST, MONTEREY	4,244.00
9/21/2022	64745	MPPM1	PROFESSIONAL OFFICE CONDO ASSOC AT RYAN COURT	ASSOC DUES-19 UPPER RAGSDALE #110	680.59
9/21/2022	64745	MPPM1	PROFESSIONAL OFFICE CONDO ASSOC AT RYAN COURT	ASSOC DUES-19 UPPER RAGSDALE #200	8,099.57
9/21/2022	64746	PIT30	PITNEY BOWES	POSTAGE ACCT 11226164	500.00
9/21/2022	64747	PIT30	PITNEY BOWES	POSTAGE ACCT 48316939	200.00
9/21/2022	64748	SAF10	SAF KEEP STORAGE-DEL REY OAKS	STORAGE RENT UNIT #1003	595.00
9/21/2022	64748	SAF10	SAF KEEP STORAGE-DEL REY OAKS	STORAGE RENT UNIT #4004	344.00
9/21/2022	64749	KEVALL	KEVIN ALLSHOUSE	4 nts September 21-25, Nashville TN, IATR Conference	316.00
9/21/2022	64750	MVT11	MV TRANSPORTATION INC.	ADA TAXI TRIPS	45,440.10
9/21/2022	64750	MVT11	MV TRANSPORTATION INC.	FIXED ROUTE	251,719.83
9/21/2022	64750	MVT11	MV TRANSPORTATION INC.	MST RIDES	297,731.67
9/21/2022	64750	MVT11	MV TRANSPORTATION INC.	MV RIDES REVENUE	(5,542.09)
9/21/2022	64750	MVT11	MV TRANSPORTATION INC.	ON CALL	80,597.00
9/21/2022	64750	MVT11	MV TRANSPORTATION INC.	TAXI FARE REVENUE	(7.50)
9/21/2022 Total					706,997.85
9/30/2022	64751	006	CARRIE LYNN REEVE	PURCH TRANS-RIDES-CERT. TAXI	100.00
9/30/2022	64752	010	DORA YIP	PURCH TRANS-RIDES-CERT. TAXI	49.24
9/30/2022	64753	016	PAUL WILLIAM FRISBIE	PURCH TRANS-RIDES-CERT. TAXI	100.00
9/30/2022	64754	018	ROSEMARY SOARES	PURCH TRANS-RIDES-CERT. TAXI	100.00
9/30/2022	64755	020	RICHARD WILBON RIST	PURCH TRANS-RIDES-CERT. TAXI	100.00
9/30/2022	64756	021	SOCORRO REYES	PURCH TRANS-RIDES-CERT. TAXI	100.00
9/30/2022	64757	022	THEODORE CLOSTER III	PURCH TRANS-RIDES-CERT. TAXI	74.32
9/30/2022	64758	023	SHARON CLOSTER	PURCH TRANS-RIDES-CERT. TAXI	69.92
9/30/2022	64759	024	MARLENE THOMASON	PURCH TRANS-RIDES-CERT. TAXI	100.00
9/30/2022	64760	025	CHARLES ATWOOD ROWLEY	PURCH TRANS-RIDES-CERT. TAXI	100.00
9/30/2022	64761	031	BRUCE GORDON ELLIOTT	PURCH TRANS-RIDES-CERT. TAXI	100.00
9/30/2022	64762	032	ANNE MARIE RIANDA	PURCH TRANS-RIDES-CERT. TAXI	100.00
9/30/2022	64763	033	JUANITA CASTILLO ELDEDEGE	PURCH TRANS-RIDES-CERT. TAXI	100.00
9/30/2022	64764	035	NORMA GADDINI RIANDA	PURCH TRANS-RIDES-CERT. TAXI	100.00
9/30/2022	64765	036	ANNA FORMAN-MACFARLANE	PURCH TRANS-RIDES-CERT. TAXI	100.00
9/30/2022	64766	037	VICTOR SHURTLIFF	PURCH TRANS-RIDES-CERT. TAXI	100.00
9/30/2022	64767	038	CHARLES WALKER	PURCH TRANS-RIDES-CERT. TAXI	100.00
9/30/2022	64768	039	MARY LOUISE SHURTLIFF	PURCH TRANS-RIDES-CERT. TAXI	100.00
9/30/2022	64769	040	JANET M. RIANDA	PURCH TRANS-RIDES-CERT. TAXI	100.00
9/30/2022	64770	045	GLORIA IACI	PURCH TRANS-RIDES-CERT. TAXI	100.00
9/30/2022	64771	047	LOU ROBIN SHICK	PURCH TRANS-RIDES-CERT. TAXI	100.00
9/30/2022	64772	048	GLORIA GUTIERREZ	PURCH TRANS-RIDES-CERT. TAXI	96.00
9/30/2022	64773	049	RITA GERTUDE WALKER	PURCH TRANS-RIDES-CERT. TAXI	100.00

Board Report
MONTEREY-SALINAS TRANSIT DISTRICT

Vendor ledger Entry: Posting Date 09/01/22..09/30/22

Posting Date	Document No.	Vendor No.	Vendor Name	Description	Sum of Amount
9/30/2022	64774	050	AGNES CHARLES	PURCH TRANS-RIDES-CERT. TAXI	100.00
9/30/2022	64775	051	IRMA COLLINS	PURCH TRANS-RIDES-CERT. TAXI	45.39
9/30/2022	64776	052	WILLIAM ELDREDGE	PURCH TRANS-RIDES-CERT. TAXI	100.00
9/30/2022	64777	055	MARTHA HOPKINS	PURCH TRANS-RIDES-CERT. TAXI	100.00
9/30/2022	64778	056	JANIE WENZ	PURCH TRANS-RIDES-CERT. TAXI	84.40
9/30/2022	64779	057	DARLENE NELSON	PURCH TRANS-RIDES-CERT. TAXI	100.00
9/30/2022	64780	058	GLORIA JEAN SANTOS	PURCH TRANS-RIDES-CERT. TAXI	100.00
9/30/2022	64781	059	SHARON K. HURLHEY	PURCH TRANS-RIDES-CERT. TAXI	76.84
9/30/2022	64782	061	BARRY CLIVE BALLEW	PURCH TRANS-RIDES-CERT. TAXI	65.12
9/30/2022	64783	062	KAREN GAY BALLEW	PURCH TRANS-RIDES-CERT. TAXI	49.20
9/30/2022	64784	063	ANNE TREBINO	PURCH TRANS-RIDES-CERT. TAXI	59.64
9/30/2022	64785	064	JOHN W. McELMOYL	PURCH TRANS-RIDES-CERT. TAXI	100.00
9/30/2022	64786	065	LISA MARIE VON SALTZA	PURCH TRANS-RIDES-CERT. TAXI	100.00
9/30/2022	64787	067	WILLIE CHAN	PURCH TRANS-RIDES-CERT. TAXI	100.00
9/30/2022	64788	068	MARIA BALADAD	PURCH TRANS-RIDES-CERT. TAXI	100.00
9/30/2022	64789	069	HAROLD RICHARD KINNAMAN	PURCH TRANS-RIDES-CERT. TAXI	100.00
9/30/2022	64790	070	CHARLES MELL	PURCH TRANS-RIDES-CERT. TAXI	100.00
9/30/2022	64791	072	STEVE EVERETT CRAIG	PURCH TRANS-RIDES-CERT. TAXI	100.00
9/30/2022	64792	075	MARY M. DEZELLE	PURCH TRANS-RIDES-CERT. TAXI	92.80
9/30/2022	64793	077	ANNA MARY McNETT	PURCH TRANS-RIDES-CERT. TAXI	96.00
9/30/2022	64794	078	PATRICIA UNDERWOOD	PURCH TRANS-RIDES-CERT. TAXI	100.00
9/30/2022	64795	081	WILLIAM TAYLOR	PURCH TRANS-RIDES-CERT. TAXI	100.00
9/30/2022	64796	083	HELEN WILLIAMS	PURCH TRANS-RIDES-CERT. TAXI	100.00
9/30/2022	64797	084	LINDA DAMES	PURCH TRANS-RIDES-CERT. TAXI	41.64
9/30/2022	64798	085	GLORIA B FLORES	PURCH TRANS-RIDES-CERT. TAXI	99.04
9/30/2022	64799	COA60	COAST COUNTIES TRUCK & EQUIPT	REVENUE PARTS	8,788.70
9/30/2022	64800	COM10	COMMERCIAL TRUCK CO.	REVENUE PARTS	3,055.46
9/30/2022	64801	CON65	CONTE'S GENERATOR SERVICE	BUILDING AND EQUIPMENT MAINT	669.00
9/30/2022	64802	COP1W	COPY KING	PRINTING	297.71
9/30/2022	64802	COP1W	COPY KING	Senior Benefits Car Cards	254.50
9/30/2022	64802	COP1W	COPY KING	SURF Car Cards	289.27
9/30/2022	64803	CSC10	C S C OF SALINAS	BUILDING AND EQUIPMENT MAINT	615.80
9/30/2022	64803	CSC10	C S C OF SALINAS	REVENUE VEHICLE PARTS	88.98
9/30/2022	64804	DALROJ	DALIA ROJAS	EE OTHER DEDUCTION	230.77
9/30/2022	64805	DEL1M	DE LAY AND LAREDO	CONTRACT NEGOTIATION 17188	291.60
9/30/2022	64805	DEL1M	DE LAY AND LAREDO	LEGAL SERVICES 17186	2,951.00
9/30/2022	64805	DEL1M	DE LAY AND LAREDO	LEGAL SERVICES 17187	712.80
9/30/2022	64805	DEL1M	DE LAY AND LAREDO	LEGAL SERVICES 17189	4,725.00
9/30/2022	64805	DEL1M	DE LAY AND LAREDO	LEGAL SERVICES 17190	1,004.40
9/30/2022	64805	DEL1M	DE LAY AND LAREDO	LEGAL SERVICES 17191	129.60
9/30/2022	64806	DIE10	DIESEL MARINE ELECTRIC, INC.	REVENUE PARTS	1,764.39
9/30/2022	64807	DIR10	DIRECT TV	ANTENNA/ SATELLITE RENTAL	244.63
9/30/2022	64808	DOC20	DOCTORS ON DUTY MEDICAL GROUP	PHYSICAL EXAMS	150.00
9/30/2022	64809	ELM10	ELMERS AUTO PARTS	SUPPORT VEHICLE PARTS	28.68
9/30/2022	64810	EXE10	EXECUTIVE SERVICES	JANITORIAL SERVICES	1,352.45
9/30/2022	64813	FAS20	FASTENAL COMPANY	COVID 19	249.67
9/30/2022	64813	FAS20	FASTENAL COMPANY	SHOP SUPPLIES	6,636.01
9/30/2022	64814	FIR20	FIRST ALARM	PREPAID EXPENSES	25,501.35
9/30/2022	64816	GRA30	GRAINGER	BUILDING AND EQUIPMENT MAINT	3,519.29
9/30/2022	64816	GRA30	GRAINGER	NON STOCK SHOP SUPPLIES FOR ALL 3 SHOPS	338.52
9/30/2022	64817	GRE30	GREEN RUBBER-KENNEDY AG	BUILDING AND EQUIPMENT MAINT	775.29
9/30/2022	64818	GRE50	GREEN VALLEY INDUSTRIAL SUPPLY INC.	BUILDING AND EQUIPMENT MAINT	943.53
9/30/2022	64819	HDR10	HDR ENGINEERING, INC.	ZERO EMISSION BUS ANALYSIS & ROLLOUT PLAN	13,124.88
9/30/2022	64820	HDSUP	WHITE CAP, L.P	BUILDING AND EQUIPMENT MAINT	685.77
9/30/2022	64821	ICM10	ICMA RETIREMENT TRUST-457	EE DEFERRED COMPENSATION	1,290.38
9/30/2022	64822	INT80	INTERSTATE BATTERY SYSTEM	SHOP EQUIPMENT REPAIR	506.44
9/30/2022	64823	JAMGIL	JAMES GILCHRIST	STAFF TRAINING	85.00
9/30/2022	64824	JAN10	THE JANEK CORPORATION	FAREBOX PARTS	300.44
9/30/2022	64825	JOHDEW	JOHN DeWITT	STAFF TRAINING	85.00
9/30/2022	64826	JOSES	JOSE ESCANO	STAFF TRAINING	85.00
9/30/2022	64827	KELHAL	KELLY HALCON	3nts Oct 9-12, Seattle WA APTA TRANSForm Conference	237.00
9/30/2022	64828	KIM20	KIMLEY-HORN & ASSOCIATES, INC	BUS RAPID TRANSIT	22,547.25
9/30/2022	64828	KIM20	KIMLEY-HORN & ASSOCIATES, INC	CONSULTING - GRANT FUNDED - TOD	17,127.00
9/30/2022	64828	KIM20	KIMLEY-HORN & ASSOCIATES, INC	SURF! BUSWAY AND BUS RAPID TRANSIT	348,052.39
9/30/2022	64829	KIN13	KING CITY ACE HARDWARE	BUILDING AND EQUIPMENT MAINT	542.89
9/30/2022	64830	KON10	U.S.BANK EQUIPMENT FINANCE	Copier Lease (All Locations)	3,114.65
9/30/2022	64831	LIF10	LIFT-U	REVENUE PARTS	46.46
9/30/2022	64832	LISRHE	LISA RHEINHEIMER	4nts Oct 8-12, Seattle WA APTA TRANSForm Conference	316.00
9/30/2022	64833	MAR27	MARINA COAST WATER DIST	WATER & FIRE PROTECTION	413.82
9/30/2022	64834	MAR61	MARIA YANELY MARTINEZ	BOARD TRAVEL	87.00
9/30/2022	64835	MAR61	MARIA YANELY MARTINEZ	3nts Oct 9-12, Seattle WA APTA TRANSForm Conference	237.00
9/30/2022	64836	MICKOH	MICHAEL KOHLMAN	3nts Oct 9-12, Seattle WA APTA TRANSForm Conference	237.00
9/30/2022	64837	MICOVER	MICHELLE OVERMEYER	3nts Oct 9-12, Seattle WA APTA TRANSForm Conference	237.00
9/30/2022	64838	MSB10	M & S BUILDING SUPPLY, INC.	BUILDING AND EQUIPMENT MAINT	51.05
9/30/2022	64839	MUN1S	MUNCIE TRANSIT SUPPLY	REVENUE PARTS	1,455.37
9/30/2022	64840	NAP10	NAPA AUTO PARTS OF SALINAS	SHOP SUPPLIES	59.80
9/30/2022	64841	NAP11	NAPA AUTO PARTS - MONTEREY	REVENUE PARTS	96.97
9/30/2022	64842	NEW30	NFI PARTS - NEW FLYER	REVENUE PARTS	856.37
9/30/2022	64843	NORCAL	NORCAL KENWORTH SERVICE	REVENUE PARTS	1,550.82
9/30/2022	64844	NOV10	BILL'S WINDSHIELD REPAIR	OTHER OUTSIDE LABOR	60.00
9/30/2022	64845	ORE10	O'REILLY AUTO ENTERPRISES, LLC	REVENUE PARTS	286.97
9/30/2022	64846	PAC05	PACIFIC CLAIMS MANAGEMENT	Third Party Administrator Contract	138.00
9/30/2022	64847	PAC13	PACIFIC POWER GROUP, LLC	B400r	0.01
9/30/2022	64847	PAC13	PACIFIC POWER GROUP, LLC	B400R Transmission core w/ taxes	3,823.75
9/30/2022	64847	PAC13	PACIFIC POWER GROUP, LLC	B400R transmission w/ taxes	5,888.30
9/30/2022	64848	PAC20	PACIFIC GAS AND ELECTRIC CO	PG&E	19,910.96

Board Report
MONTEREY-SALINAS TRANSIT DISTRICT

Vendor ledger Entry: Posting Date 09/01/22..09/30/22

Posting Date	Document No.	Vendor No.	Vendor Name	Description	Sum of Amount
9/30/2022	64849	PAC60	PACIFIC TRUCK PARTS INC	REVENUE PARTS	750.00
9/30/2022	64850	PIN30	PINNACLE HEALTHCARE	Drug and Alcohol Test	341.00
9/30/2022	64850	PIN30	PINNACLE HEALTHCARE	PHYSICAL EXAMS for FY23	467.00
9/30/2022	64851	PIT20	PITNEY BOWES	OTHER SUPPLIES	161.00
9/30/2022	64852	PRE30	PREMIUM AUTO PARTS INC.	NON STOCK RU USE	185.59
9/30/2022	64853	RED20	BECK'S SHOE STORE, INC.	Safety Boots - Maintenance up to \$250.00 per pair	371.45
9/30/2022	64854	ROS10	ROSSI BROS TIRE & AUTO SERVICE	TIRES & TUBES	220.00
9/30/2022	64855	RYA30	RYAN RANCH PRINTERS	Business Cards - Frank Aguilar and "Ra" Stephan Romolero	87.40
9/30/2022	64855	RYA30	RYAN RANCH PRINTERS	Business Cards - Vince Dang	71.01
9/30/2022	64856	SAF15	SAFETY-KLEEN CORP	HAZARDOUS WASTE DISPOSAL	327.38
9/30/2022	64857	SAF20	SAFETEQUIP, INC.	SHELTER & BUS STOP SUPPLIES	1,093.03
9/30/2022	64858	SALTOY	SALINAS TOYOTA SCION HYUNDAI	SUPPORT VEHICLE REPAIRS & PARTS	62.03
9/30/2022	64859	SAR10	SARABIA SALES & MANUFACTURING, INC.	SUPPORT VEHICLES REPAIR	150.00
9/30/2022	64860	SCL10	SC LUBRICANTS LLC	GASOLINE ALL LOCATIONS	3,185.11
9/30/2022	64860	SCL10	SC LUBRICANTS LLC	GASOLINE TAX	136.50
9/30/2022	64860	SCL10	SC LUBRICANTS LLC	LUBRICANTS DEF AND LUBRICATION	990.27
9/30/2022	64861	SED50	CARL SEDORYK	1 nt Sep 27-28 Austin TX MOVE Mobility Conference	64.00
9/30/2022	64862	SED50	CARL SEDORYK	5nts Oct 7-12, Seattle WA APTA TRANSForm Conference	395.00
9/30/2022	64863	SOH10	THE SOHAGI LAW GROUP, PLC.	BUS RAPID TRANSIT - Litigation Defense	7,142.05
9/30/2022	64864	TAR10	TARGET PEST CONTROL, INC.	PEST CONTROL	165.00
9/30/2022	64865	THE70	THERMO KING OF SALINAS IN	OUTSIDE LABOR AC REPAIRS	3,467.60
9/30/2022	64866	TOL10	TOLAR MFG CO. INC	SHELTER & BUS STOP SUPPLIES	990.26
9/30/2022	64867	TRA11	TRANSLOC INC	Transloc Software 5 Vehcles	2,500.00
9/30/2022	64868	TRA55	TRAPEZE SOFTWARE GROUP	EAM Facilities Module Implementation	10,530.43
9/30/2022	64869	TRI20	TRITON CONSTRUCTION	BUILDING AND EQUIPMENT MAINT	1,455.00
9/30/2022	64870	VAL20	VALLEY PACIFIC PETROLEUM	LUBRICANTS - DELO GEAR, DELO 50/50, DELVAC ATF, DELO 400	131.40
9/30/2022	64871	VAL25	VALLEY FABRICATION, INC	SUPPORT VEHICLES REPAIR	176.99
9/30/2022	64872	VAL70	VALLEY SAW & GARDEN SUPPLY	LANDSCAPING EQUIP SERVICE /SUPPLIES	243.83
9/30/2022	64873	VEL21	ANNA M. VELAZQUEZ	3nts Oct 9-12, Seattle WA APTA TRANSForm Conference	237.00
9/30/2022	64874	VER40	VERIZON WIRELESS	CELLULAR PHONES/PAGERS	1,948.93
9/30/2022	64875	WOR55	WORK WORLD , WHISTLE WORKWEAR	SAFETY BOOTS - FACILITIES	139.28
9/30/2022	64876	COA60	COAST COUNTIES TRUCK & EQUIPT	REVENUE PARTS	1,019.49
9/30/2022	64877	COA50	SC FUELS	DIESEL FY23 DIESEL CJW TDA KC	131,035.03
9/30/2022	64877	COA50	SC FUELS	DIESEL SALES TAX	11,948.51
9/30/2022	64878	CIN20	CINTAS CORPORATION	COVID-19	465.00
9/30/2022	64878	CIN20	CINTAS CORPORATION	LAUNDRY Facilities	1,053.40
9/30/2022	64878	CIN20	CINTAS CORPORATION	LAUNDRY Maintenance	3,780.43
9/30/2022	64879	CAR66	MARY ANN CARBONE	3nts Oct 9-12, Seattle WA APTA TRANSForm Conference	237.00
9/30/2022	64880	CAR2W	CARLON'S FIRE EXTINGUISHER	FIRE EXTINGUISHER SERVICE TDA JLW LAB MTX BSS	1,346.12
9/30/2022	64881	CAL92	CALIFORNIA WATER SERV CO	WATER & FIRE PROTECTION	2,276.83
9/30/2022	64882	CAL84	CALIF TRANSIT INS POOL	August 2022 Deductible	10,622.85
9/30/2022	64883	CAL20	CALIFORNIA AMERICAN WATER	WATER & FIRE PROTECTION	872.13
9/30/2022	64884	BEN10	BENEFIT COORDINATORS CORPORATION (BCC)	EE HEALTH/LIFE INS. DEDCTN	17,786.90
9/30/2022	64885	ATT16	AT&T CALNET	TELEPHONE LINE SERVICE	5,686.37
9/30/2022	64886	ATT15	AT&T MOBILITY	COMPUTER MAINTENANCE	11,381.74
9/30/2022	64887	APE10	ASAP SIGNS & PRINTING	Nameplate - Vince Dang	13.66
9/30/2022	64888	AME50	AMERICAN SUPPLY COMPANY	SHELTER & BUS STOP SUPPLIES	267.18
9/30/2022	64889	ALV11	ALVAREZ TECHNOLOGY GROUP, INC	Agreement CyberProtect Managed Services	8,000.00
9/30/2022	64889	ALV11	ALVAREZ TECHNOLOGY GROUP, INC	Agreement Hosted Tools & Support	1,058.14
9/30/2022	64889	ALV11	ALVAREZ TECHNOLOGY GROUP, INC	Agreement Threatlocker	986.50
9/30/2022	64889	ALV11	ALVAREZ TECHNOLOGY GROUP, INC	COMPUTER MAINTENANCE	9,600.00
9/30/2022	64890	ALL13	ALLIED UNIVERSAL COMPANY	FOOT PATROL SERVICES	21,059.54
9/30/2022	64890	ALL13	ALLIED UNIVERSAL COMPANY	MOBILE PATROL SERVICES	575.57
9/30/2022	64891	AIR10	AIRTEC SERVICE	BUILDING AND EQUIPMENT MAINT	1,581.24
9/30/2022	64891	AIR10	AIRTEC SERVICE	BUILDINGS	15,953.00
9/30/2022	64892	AFLAC	AFLAC	EE HEALTH/LIFE INS. DEDCTN	8,558.16
9/30/2022	64893	ACS10	A & C SIGNS	OTHER OUTSIDE LABOR	280.00
9/30/2022	64894	ACEPOR	ACE PORTABLE SERVICES	EQUIPMENT RENTALS	289.34
9/30/2022	64895	ACE10	ACE HIGH DESIGNS, INC.	50th Anniversary hats/beanies	4,855.43
9/30/2022	64895	ACE10	ACE HIGH DESIGNS, INC.	Hats for Drivers	2,829.58
9/30/2022 Total					827,149.37
Grand Total					2,371,947.90

Blank Page