

To: Board of Directors
From: C. Sedoryk, General Manager/CEO
Subject: Monthly Report – January 2022

Attached is a summary of monthly performance statistics for the Transportation, Maintenance, and Administration departments for January 2022 (Attachments 1 – 4).

Attachment #1 – Dashboard Performance Statistics January 2022

Attachment #2 – Operations Dept. Report – January 2022

Attachment #3 – Facilities & Maintenance Dept. Report January 2022

Attachment #4 – Administration Dept. Report – January 2022

A complete detail of Monthly Performance Statistics can be viewed within the GM Report at <http://www.mst.org/about-mst/board-of-directors/board-meetings/>

PREPARED BY: 

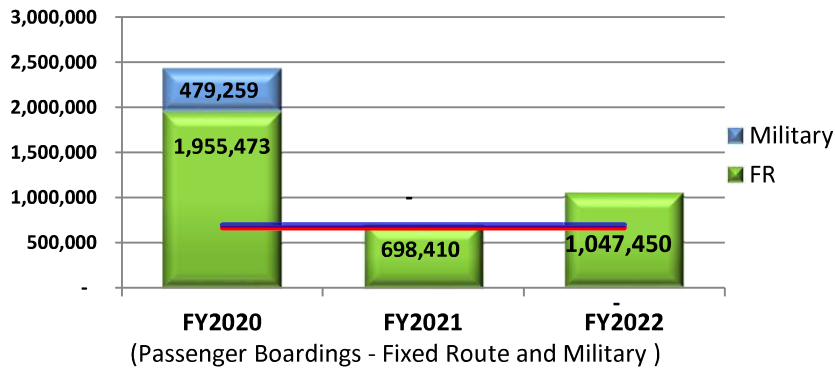
Blank Page

YTD Dashboard Performance Comparative Statistics

July - January

Fiscal Years 2020-2022

Ridership



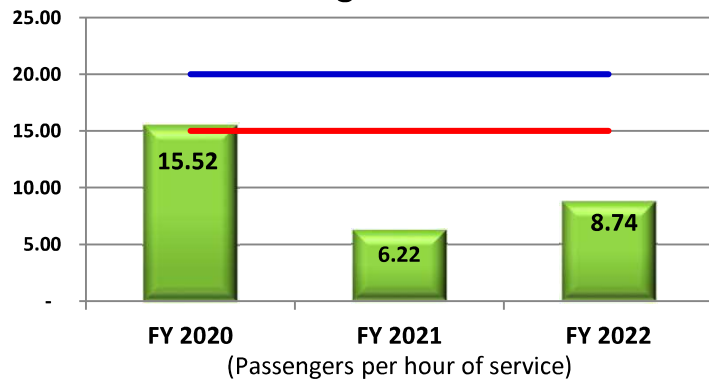
Goal = 698,410
passengers

Minimum = 663,490
passengers

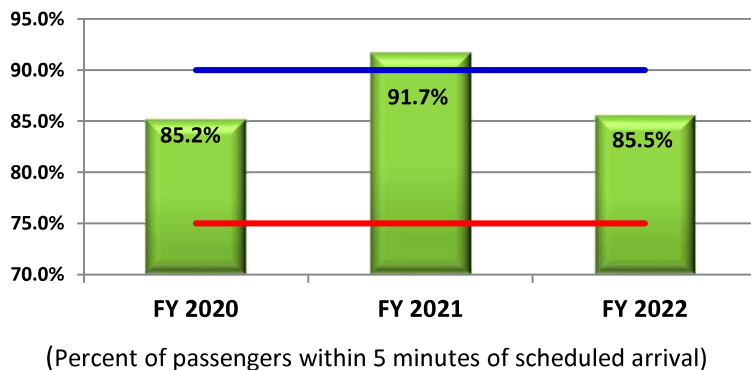
Goal = 20 passengers p/h

Minimum = 15 passengers p/h

Passengers Per Hour



On Time Performance



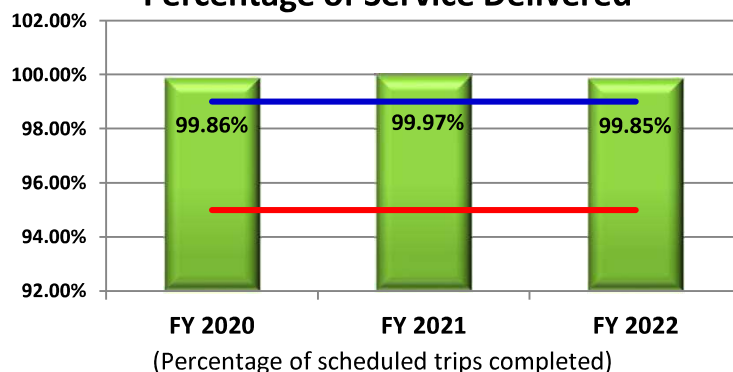
Goal = 90% on time

Minimum = 75% on time

Goal = 99% completed

Minimum = 95% completed

Percentage of Service Delivered

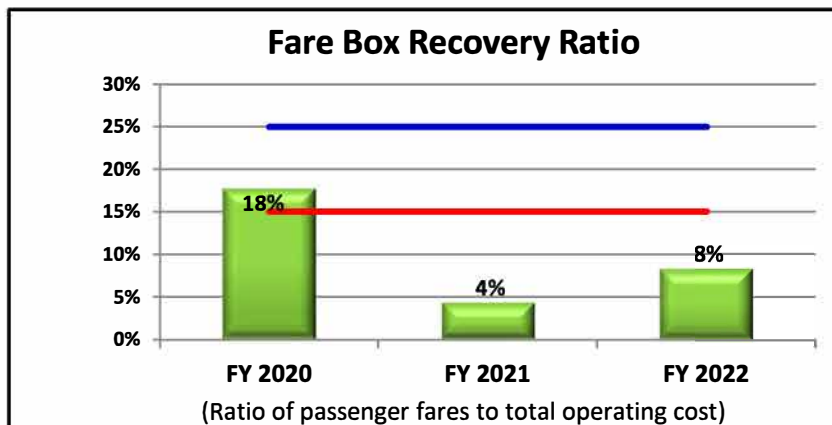


MST Fixed Route

YTD Dashboard Performance Comparative Statistics

July - January

Fiscal Years 2020-2022

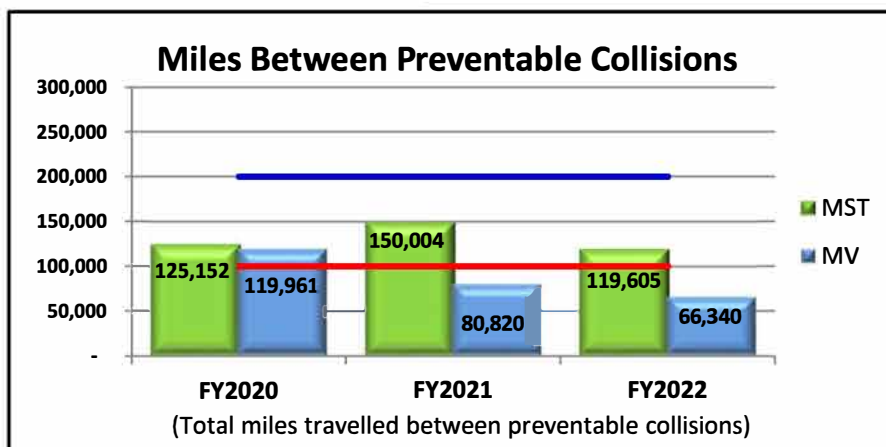
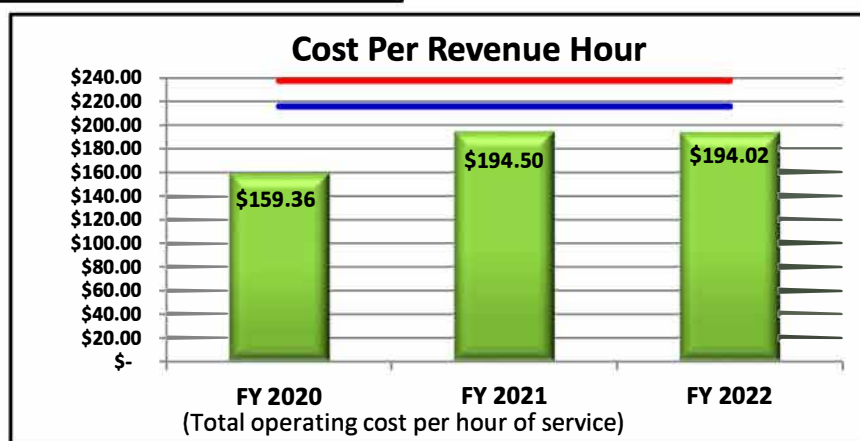


Goal = 25%

Minimum = 15%

Goal = \$215.79 per RH

Maximum = \$237.36 per RH

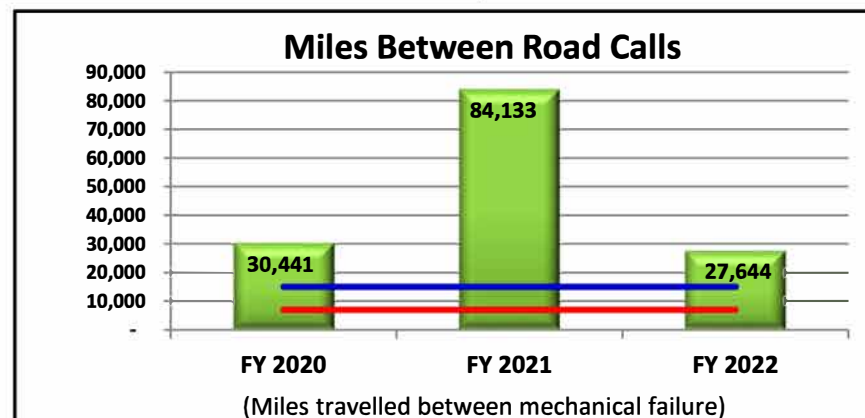


Goal = 200,000 Miles

Minimum = 100,000 Miles

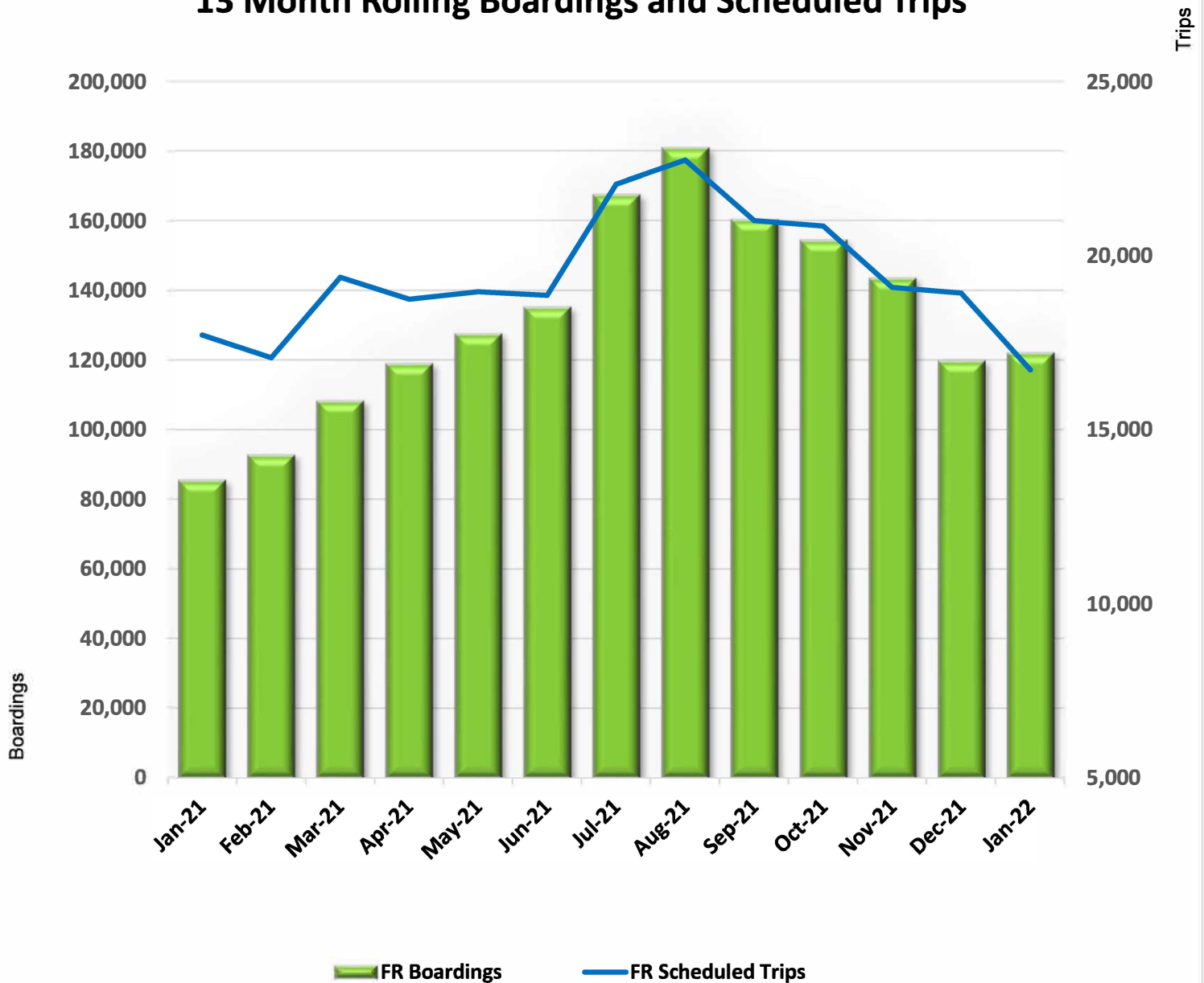
Goal = 15,000 Miles

Minimum = 7,000 Miles

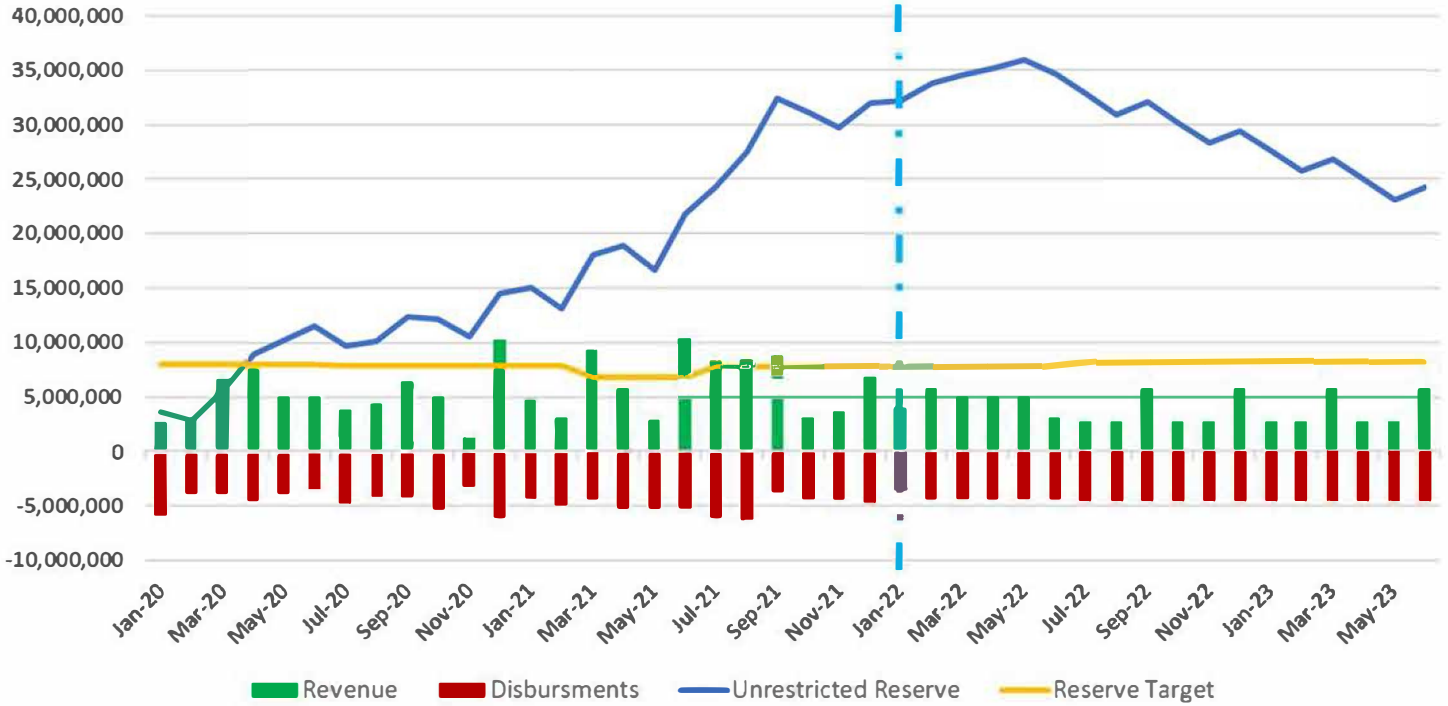


COVID-19 MST Statistics and Projections

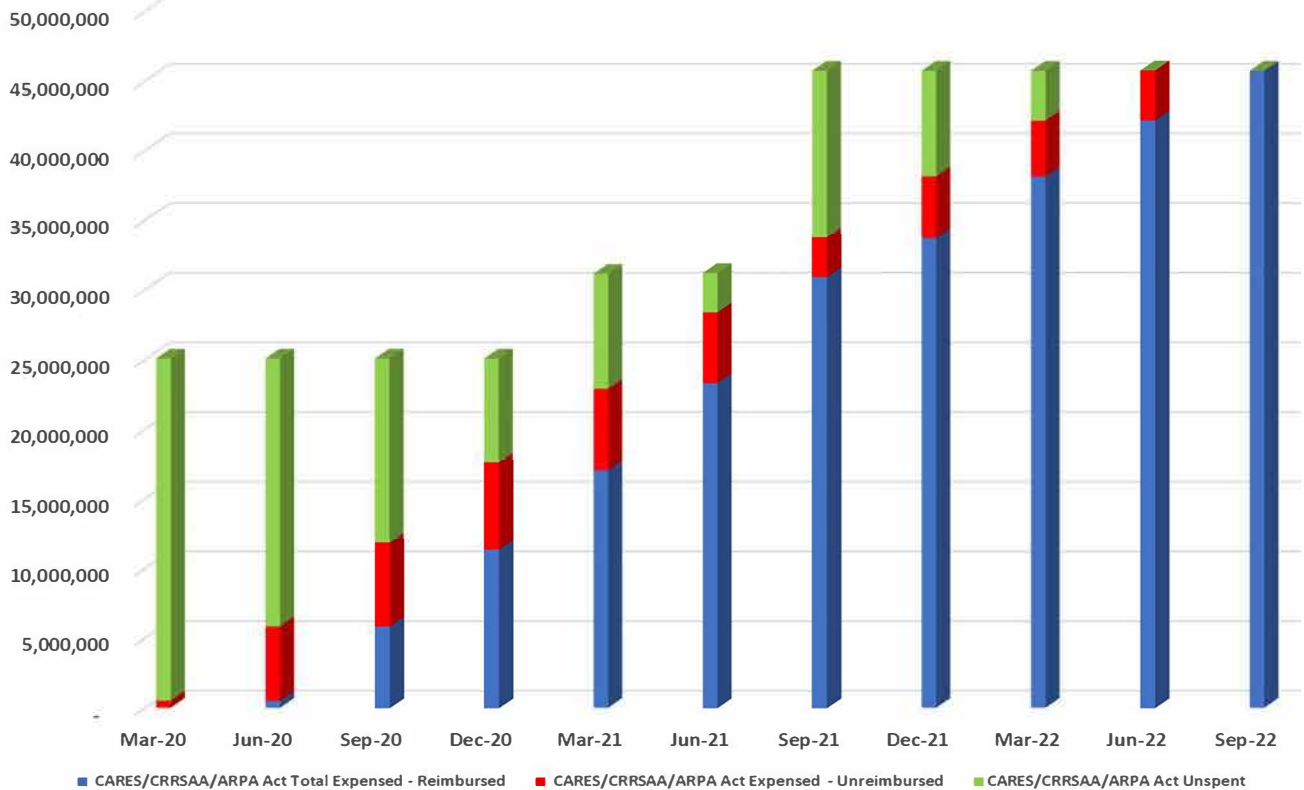
13 Month Rolling Boardings and Scheduled Trips



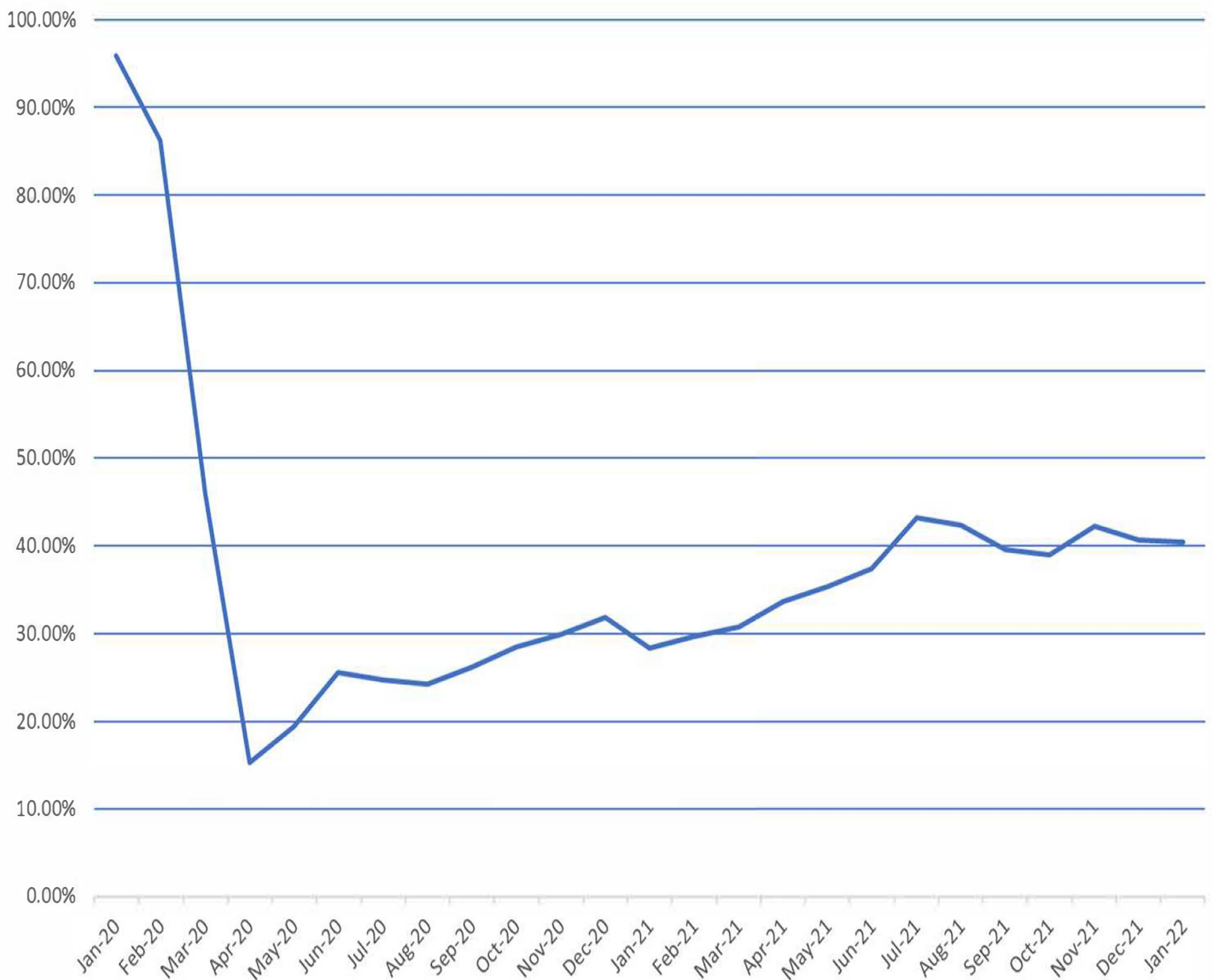
Cash Flow Projections Jan 2020 - June 2023



CARES/CRRSAA/ARPA Act Funds



Percent of Monthly Ridership from CY17-19 Average

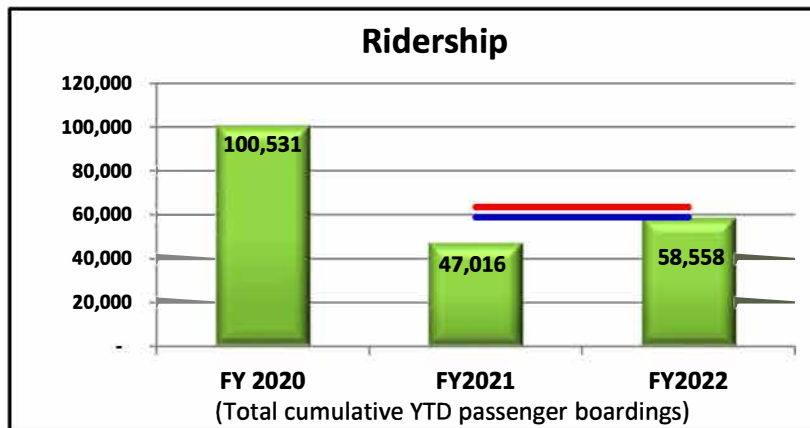


MST RIDES

YTD Dashboard Performance Comparative Statistics

July - January

Fiscal Years 2020-2022

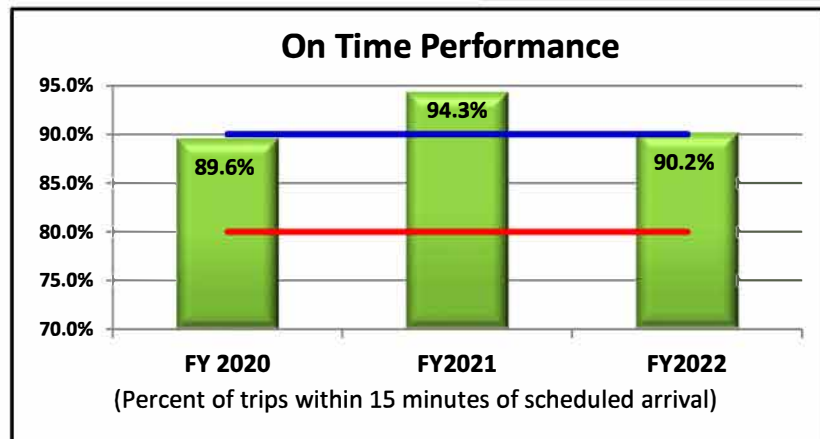
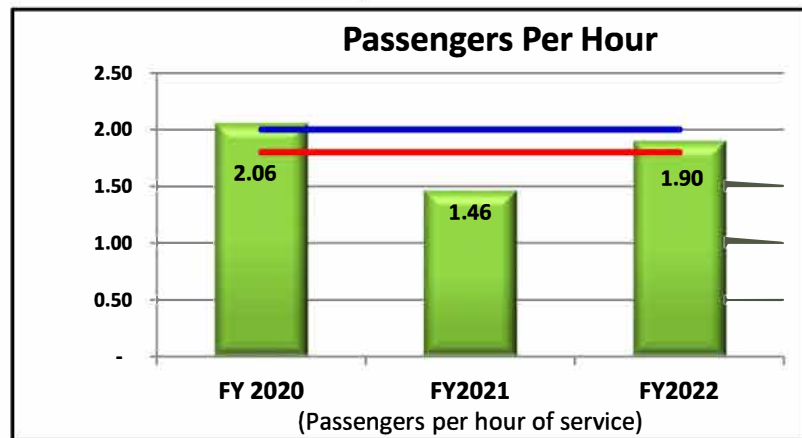


Goal = 58,770
passengers

Maximum = 63,472
passengers

Goal = 2.0
passengers p/h

Minimum = 1.8
passengers p/h

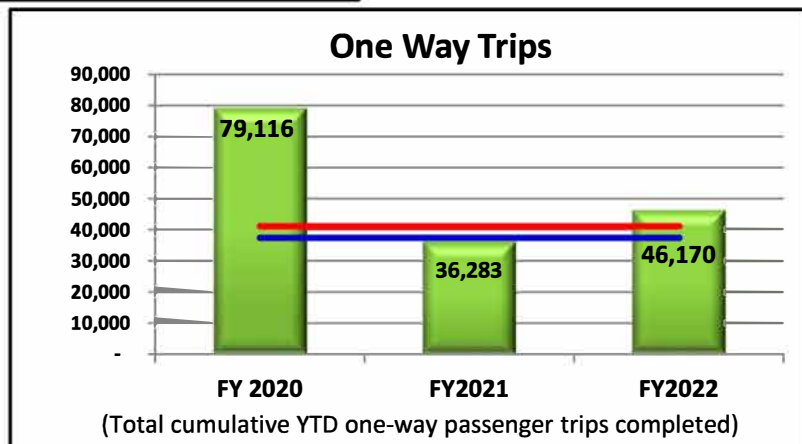


Goal = 90% on time

Minimum = 80% on time

Maximum = 41,109
one-way trips

Goal = 37,371
one-way trips

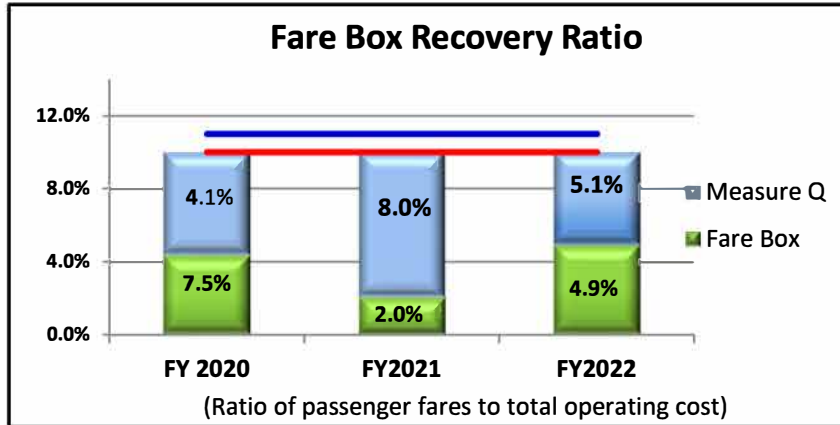


MST RIDES

YTD Dashboard Performance Comparative Statistics

July - January

Fiscal Years 2020-2022

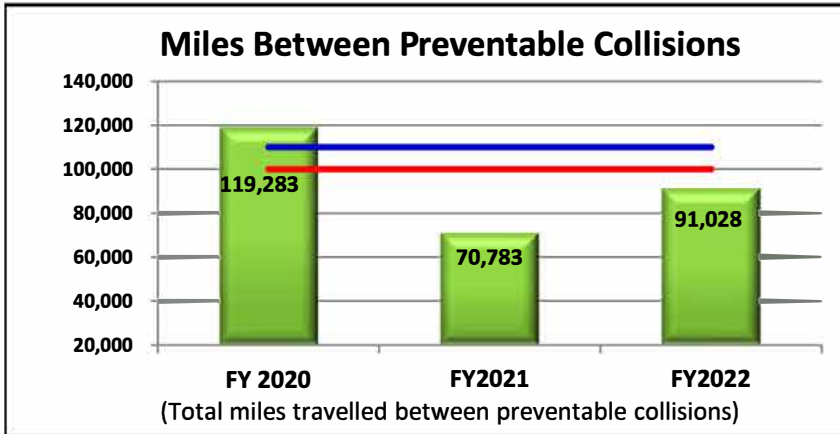
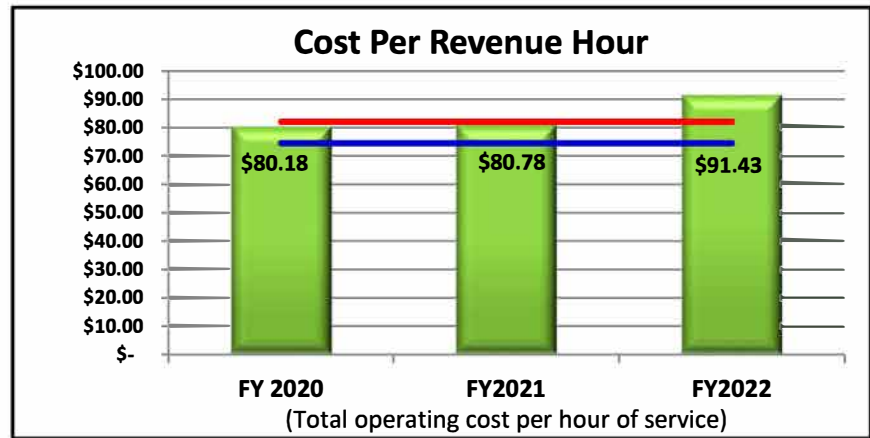


Goal = 11%

Minimum = 10%

Goal = \$74.53 per RH

Maximum = \$81.98 per RH

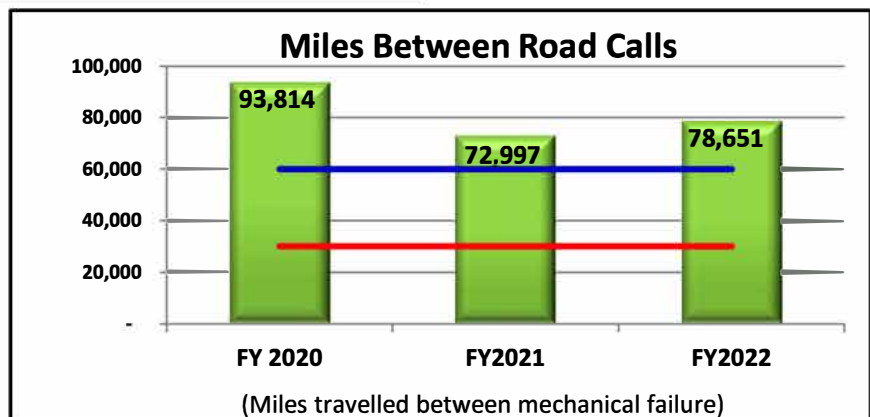


Goal = 110,000 Miles

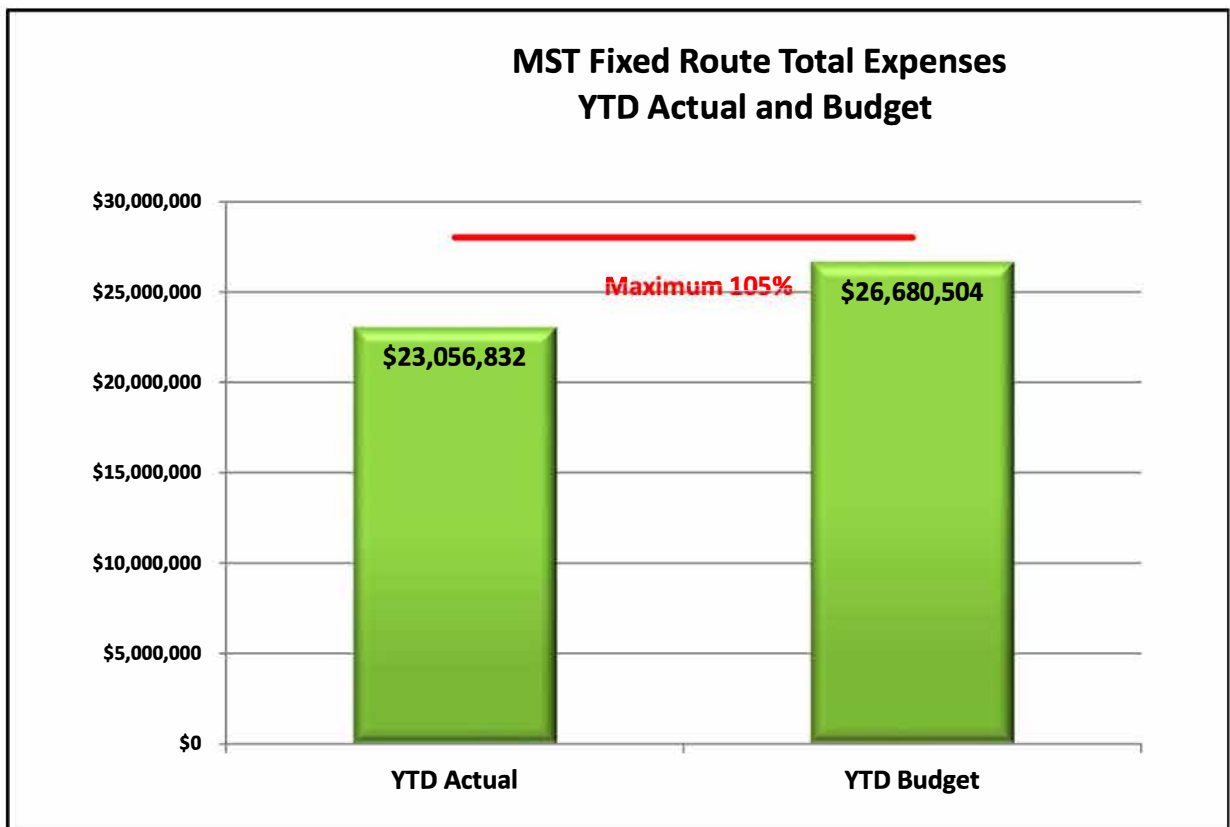
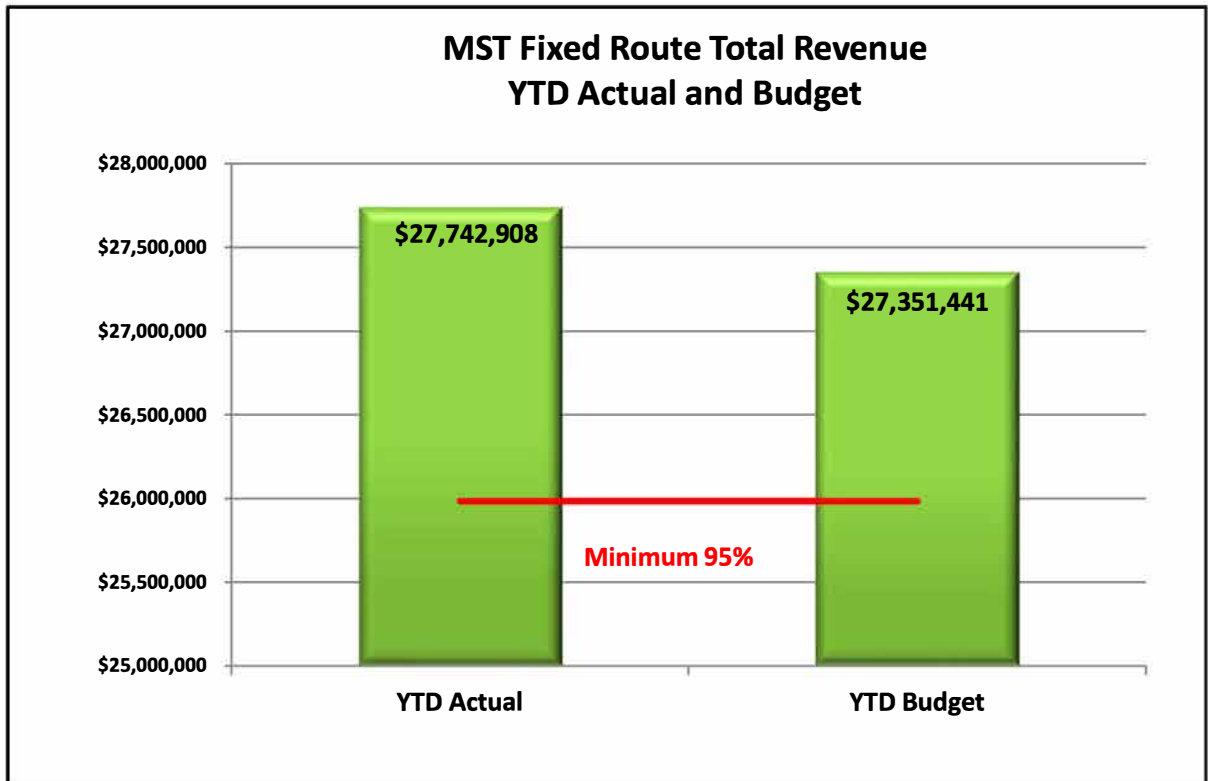
Minimum = 100,000 Miles

Goal = 60,000 Miles

Minimum = 30,000 Miles



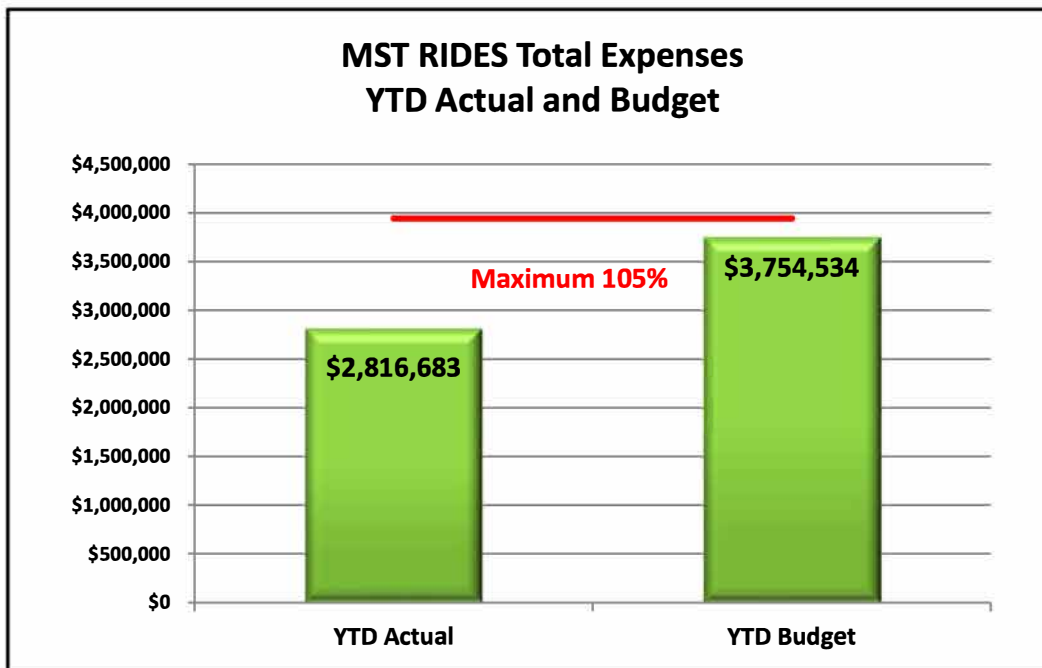
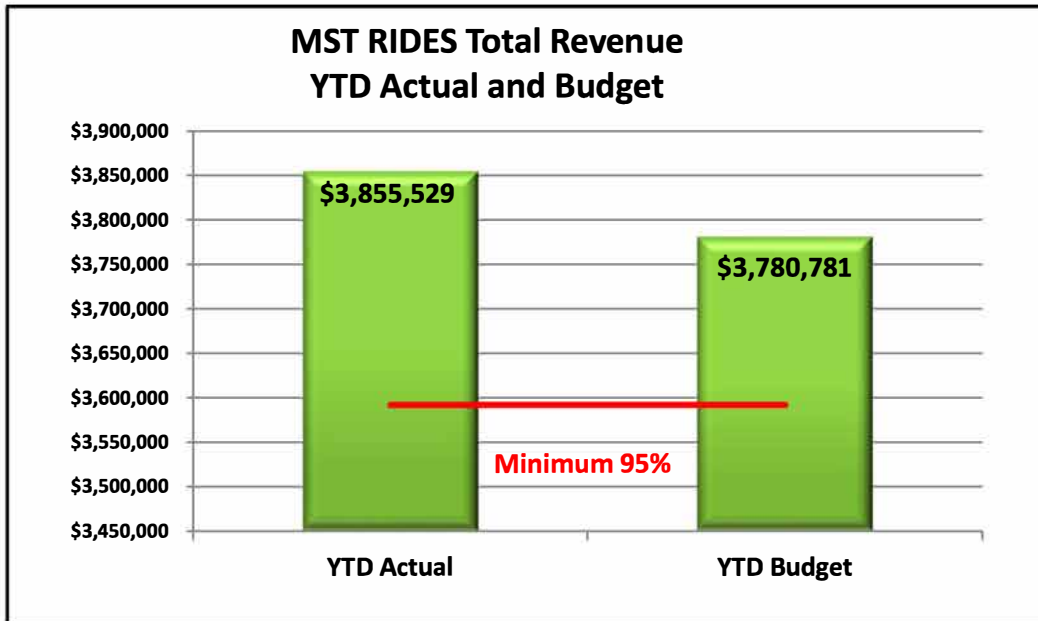
MST Fixed Route
Financial Performance Comparative Statistics
July - January
Fiscal Year 2022



MST RIDES

Financial Performance Comparative Statistics

July - January
Fiscal Year 2022




Blank Page

ATTACHMENT 2

Date: February 28, 2022

To: Carl Sedoryk, General Manager / C.E.O.

From:  Norman K. Tuitavuki, Chief Operating Officer

Subject: **Transportation Department Monthly Report – January 2022**

FIXED ROUTE BUS OPERATIONS:

System-Wide Service: (Fixed Route & On-Call Services):

MST's preliminary boarding statistics indicate ridership was 121,891 in January 2022, which represents a 42.75% increase compared to January 2021's ridership of 85,388. For the fiscal year to date, passenger boardings continue to increase overall; however, this positive ridership trend could change as we continue our recovery efforts.

Month over month, MST's productivity continues to improve. MST's productivity increased from 5.2 passengers per hour in January 2021, to 8.0 passengers per hour in January of this year. This represents a 52.5% improvement compared to the same month, year over year.

Supplemental / Special Services:

- No Service

System-Wide Statistics:

- Ridership: 121,891
- Vehicle Revenue Hours: 15,292
- Vehicle Revenue Miles: 232,835
- System Productivity: 8.0 Passengers Per Vehicle Revenue Hour
- One-Way Trips Provided: 16,721

On-Time Performance (OTP): Of 84,439 total time-point crossings sampled for January, the Transit Master™ system recorded 9,838 delayed arrivals to MST's published time-points system-wide. As a result, **89%** of all scheduled arrivals arrived on time. (See *MST Fixed-Route Bus ~ On Time Compliance Chart FY 2021 - 2022.*)

Note: Service arriving later than **5** minutes beyond the published time point is considered late. The on-time compliance chart, (attached), reflects system-wide "on-time performance" as a percentage of the total number of reported time-point crossings.

Service Canceled: As listed below, there were a total of fourteen (14) service cancellations in January for both directly operated and contracted services. This was a significant increase of ten (10) compared to the previous month, November 2022. This increase is directly attributed to staffing shortages at both MST and MV:

| Total Revenue Trips Completed: 16,721 | | |
|--|------------|-----------|
| Category | MST | MV |
| Accident | 1 | 1 |
| Accident (non-MST) | 0 | 0 |
| Mechanical Failure | 2 | 1 |
| Other | 0 | 0 |
| Road Closures/Construction | 0 | 0 |
| Staff Shortage | 3 | 2 |
| Totals | 6 | 4 |

Documented Occurrences: MST Coach Operators are required to complete an occurrence report for any unusual incident that occurs during their workday. The information provided within these reports is used to identify trends, which often drive changes in policy or standard operating procedures. The following is a comparative summary of reported incidents for the months of January 2020 and 2021:

| Occurrence Type | January -21 | January -22 |
|-------------------------|--------------------|--------------------|
| Collision: MST Involved | 4 | 5 |
| Employee Injury | 2 | 3 |
| Medical Emergency | 1 | 1 |
| Passenger Conflict | 4 | 3 |
| Passenger Fall | 1 | 4 |
| Passenger Injury | 0 | 0 |
| Other | 2 | 1 |
| Fuel / Fluid Spill | 1 | 1 |
| Unreported Damage | 1 | 0 |
| Totals | 16 | 18 |

CONTRACTED TRANSPORTATION SERVICES:

MST RIDES ADA / MST Paratransit Program:

Preliminary boarding statistics for the MST RIDES program reflect that for January 2022 there were 7,473 passenger boardings. This is a 24% increase in passenger boardings compared to January of 2021, (6,043). For the fiscal year, passenger boardings have increased by 25% compared to FY 2021.

- Productivity for January 2022 was 1.55 passengers per hour, increasing from 1.51 passengers per hour compared to the previous month (December 2021).
- For January 2022, 90% of all scheduled trips for the MST RIDES program arrived on time, meeting the expected on-time performance standard.

COMMUNICATIONS CENTER:

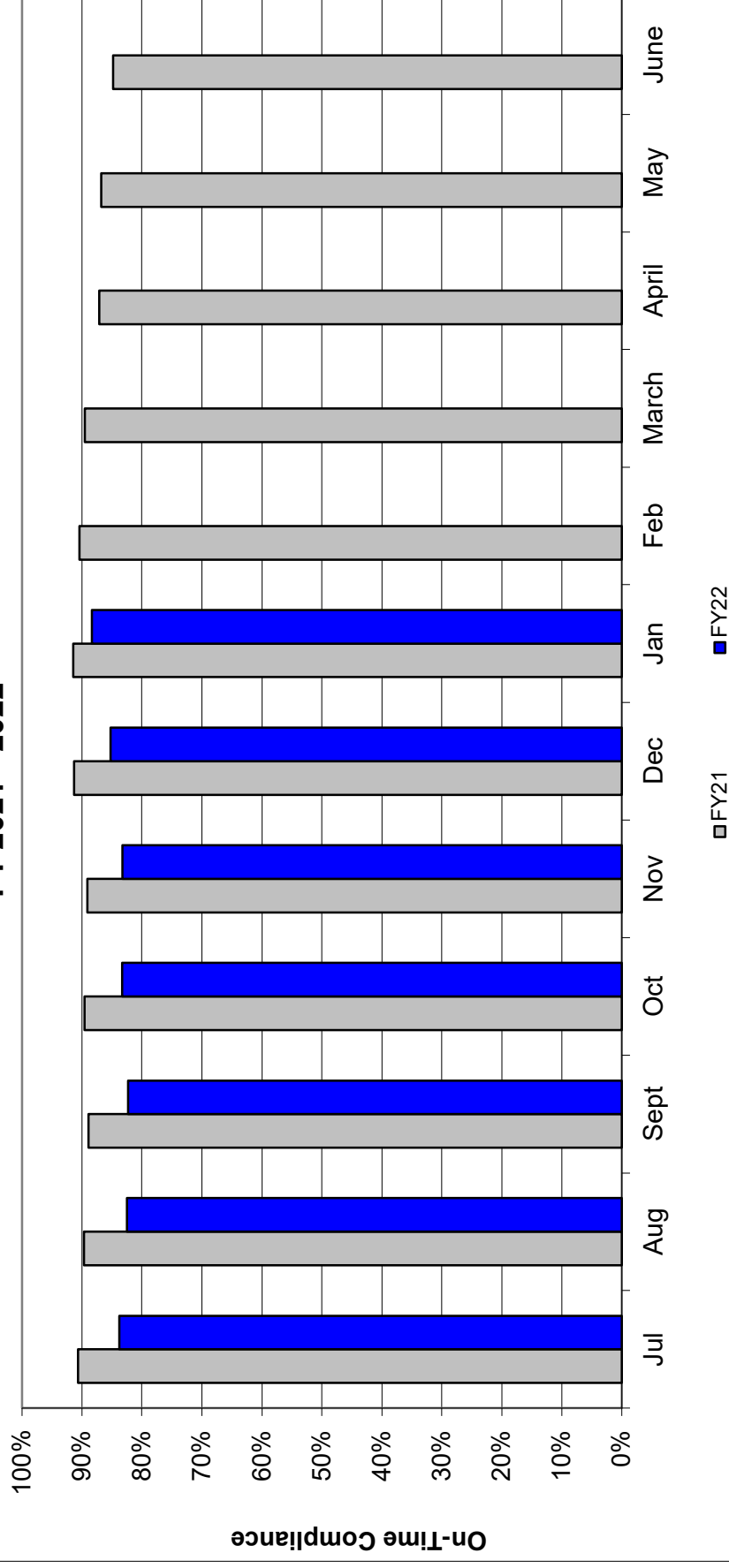
In January, MST's Communications Center summoned public safety agencies on eight (8) separate occasions to MST's transit vehicles and facilities:

| Agency Type | | Incident Type | Number of Responses |
|--------------------|--|--|----------------------------|
| Police | | Vehicle Accident / Passenger Disturbance / Other | 5 |
| Medical | | Employee Request / Passenger Request / Other | 2 |
| Fire | | Employee Request / Passenger Request / Other | 1 |
| Totals | | | 8 |

ATTACHMENTS:

MST Fixed-Route Bus ~~ On Time Compliance FY 2022
MST Fixed-Route Bus ~~ Boarding Statistics FY 2022
MST Trolley ~~ Boarding Statistics FY 2022
MST RIDES ~~ On Time Compliance FY 2022
MST RIDES ~~ Boarding Statistics FY 2022
Operations Summary Report – January 2022
Mobility Management Report – January 2022

**On-Time Compliance
FY 2021 - 2022**



MST FIXED ROUTE BOARDINGS

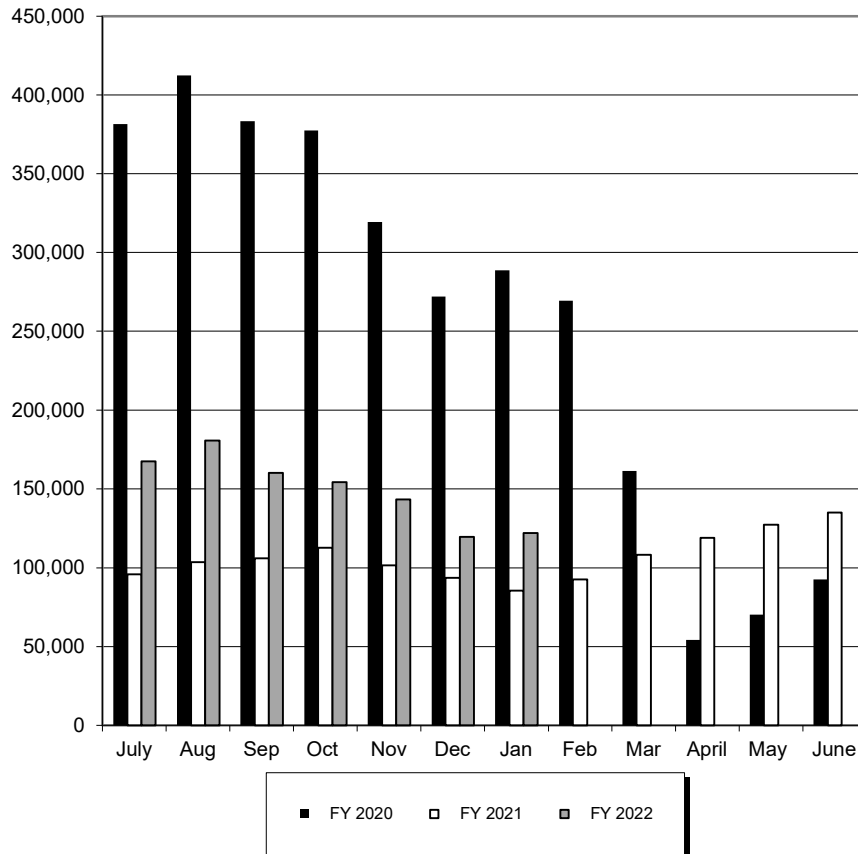
FY 2022 Monthly Boardings

| MONTH | FY 2020 | FY 2021 | FY 2022 | % CHANGE |
|----------------|----------------|---------------|----------------|---------------|
| July | 381,521 | 95,804 | 167,376 | 74.71% |
| Aug | 412,397 | 103,571 | 180,779 | 74.55% |
| Sep | 383,341 | 105,859 | 160,193 | 51.33% |
| Oct | 377,416 | 112,734 | 154,244 | 36.82% |
| Nov | 319,313 | 101,413 | 143,346 | 41.35% |
| Dec | 272,046 | 93,641 | 119,621 | 27.74% |
| Jan | 288,698 | 85,388 | 121,891 | 42.75% |
| Feb | 269,278 | 92,618 | | |
| Mar | 161,371 | 108,182 | | |
| April | 54,242 | 118,917 | | |
| May | 70,264 | 127,422 | | |
| June | 92,576 | 135,070 | | |
| TOTAL | 3,082,463 | 1,280,619 | 1,047,450 | |
| YTD Avg. | 347,819 | 99,773 | 149,636 | 49.98% |
| YTD Cumulative | 2,434,732 | 698,410 | 1,047,447 | 49.98% |

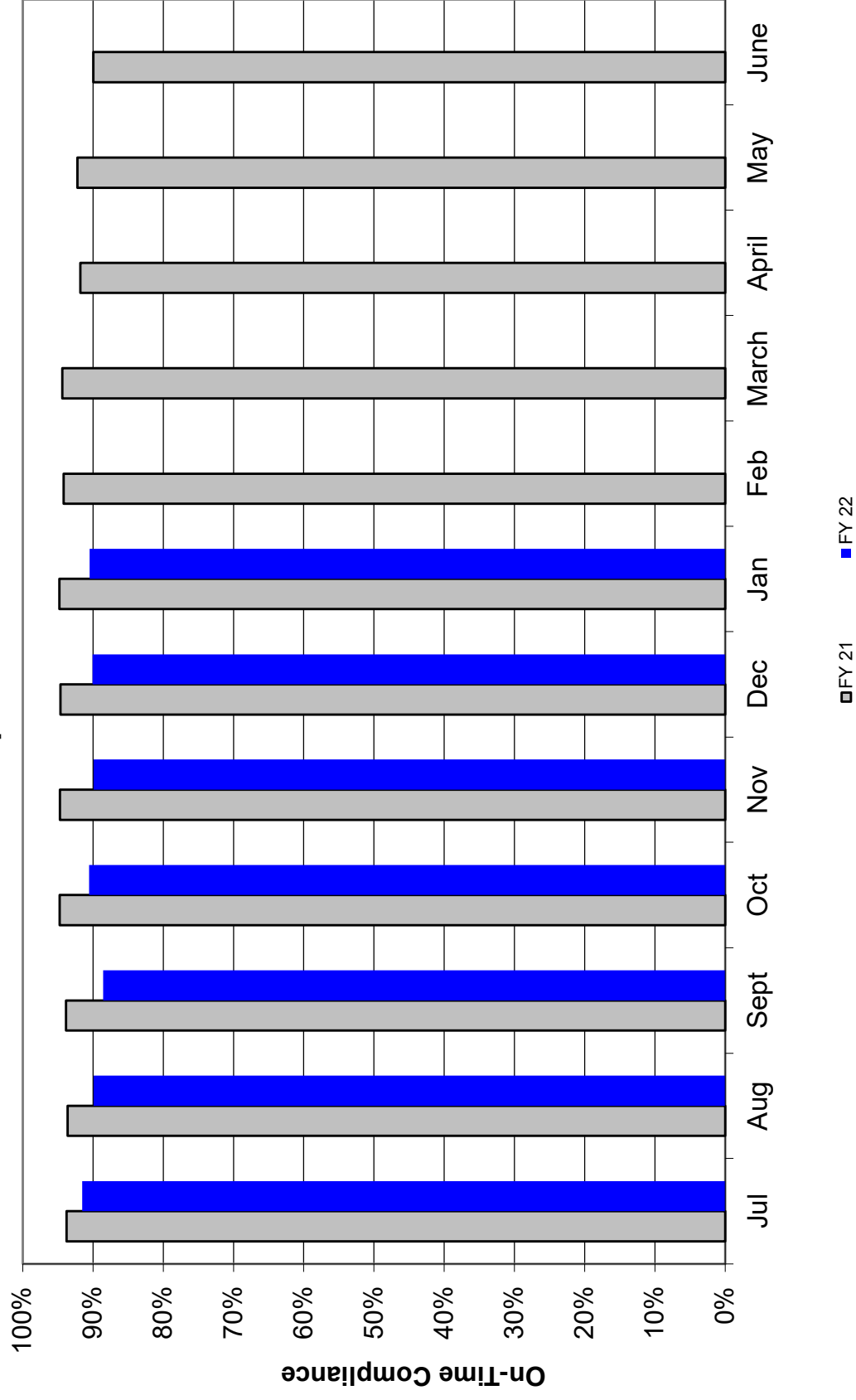
*** Preliminary**

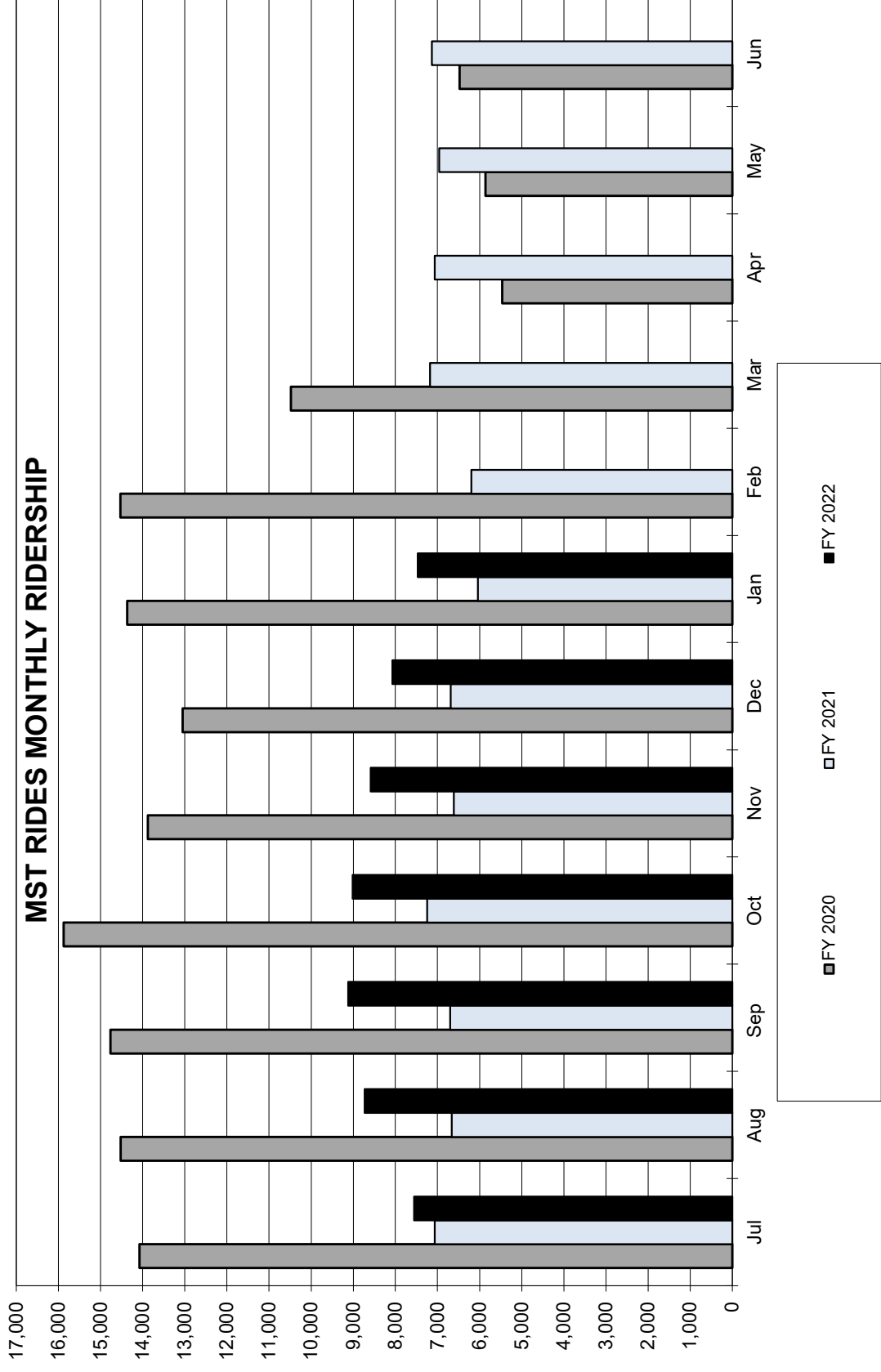
Boardings are inclusive of all On Call, Trolley, & Fixed Route Services

MONTHLY RIDERSHIP

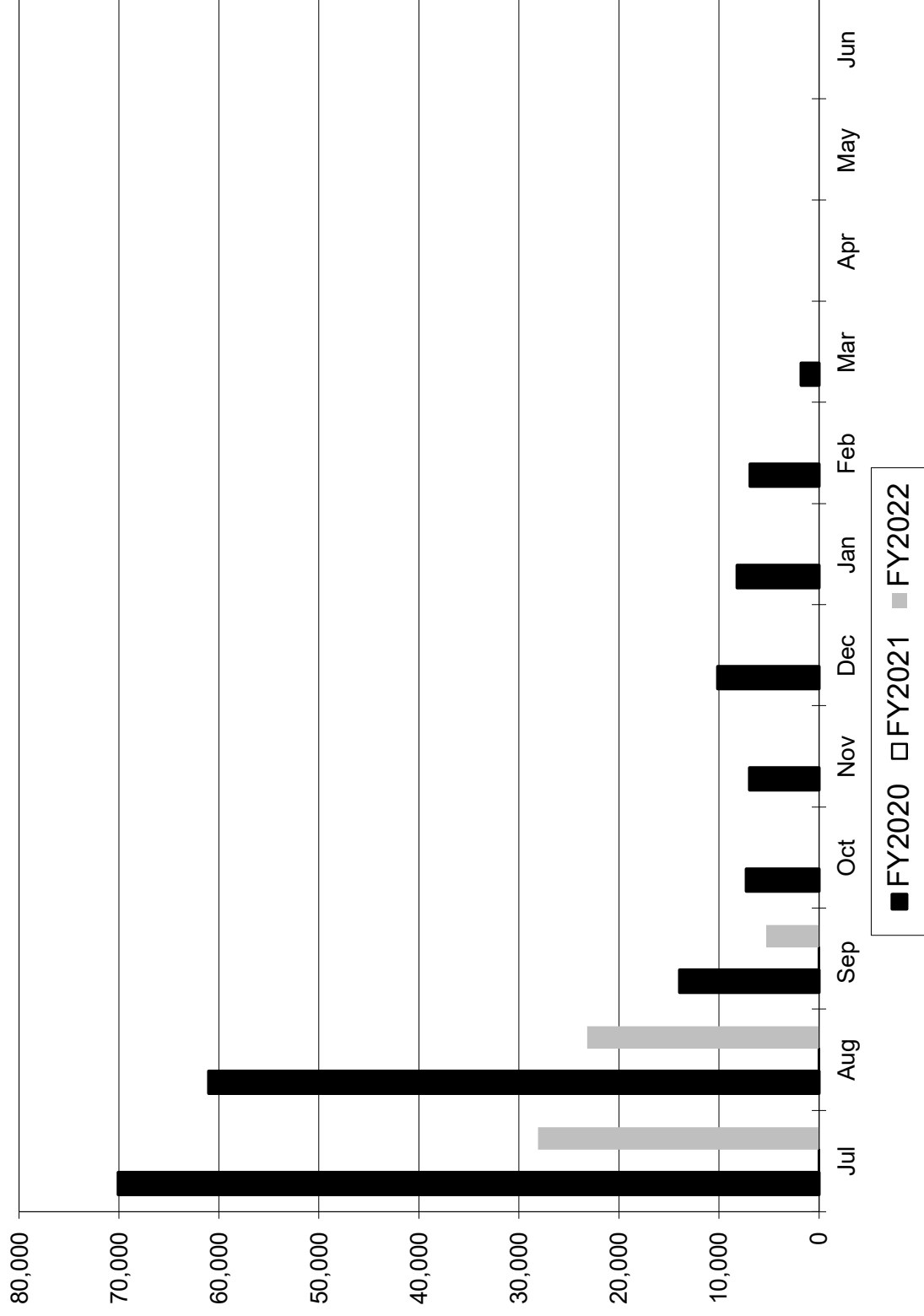


MST RIDES On-Time Compliance FY 2021 - 2022





MONTEREY TROLLEY MONTHLY RIDERSHIP



Operations Summary Report

Fixed Route Services

January 2022

Service Delivered**Service Quality**

| | | | |
|-----------------------------------|-----------|-----------------------------|---------|
| Ridership | 121,891 | On-time Time Points | 74,601 |
| Passengers / Vehicle Revenue Hour | 8.0 | Delayed Time Points | 9,838 |
| Revenue Miles | 232,834.9 | On-time Passenger Boardings | 109,057 |
| One-way Trips Operated | 16,721 | Percent On-time Boardings | 89% |

Systemwide Service:

Boardings reported for the month of January show ridership to be 42.7% higher than in January of 2021, when 85,388 boardings were reported. Over that same timeframe, the amount of revenue hours operated decreased by 6.4%, resulting in a 52.5% increase in productivity, from 5.2 Passengers Per Hour last January to 8.0 Passengers Per Hour this January. **The increase in ridership can be attributed to fewer emergency service reductions and fewer county wide restrictions due to COVID-19.** Line 23X-Salinas/King City Express began operating on December 11, 2021 with 4 daily trips and reported 472 boardings.

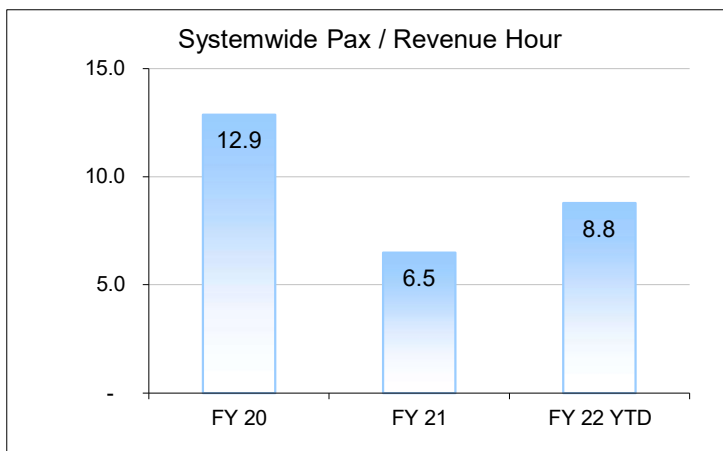
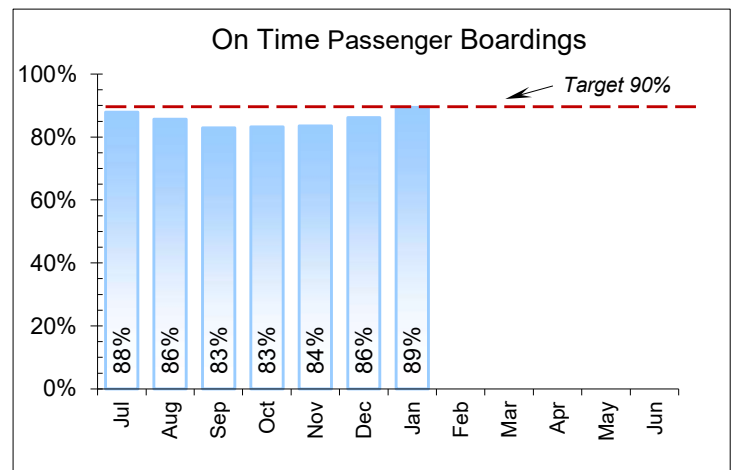
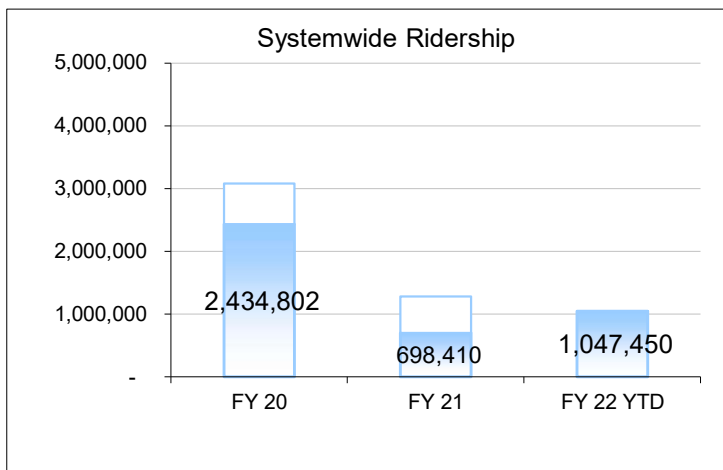
For the fiscal year (July-January) ridership has increased 50.0% and revenue hours operated have increased 6.3%, resulting in a 41.1% increase in productivity (from 6.2 PPH to 8.8 PPH).

Seasonal Service:

No seasonal service operated in January. Line 22-Big Sur and the MST Trolley Monterey operated until Labor Day, September 6.

Supplemental / Special Event Service:

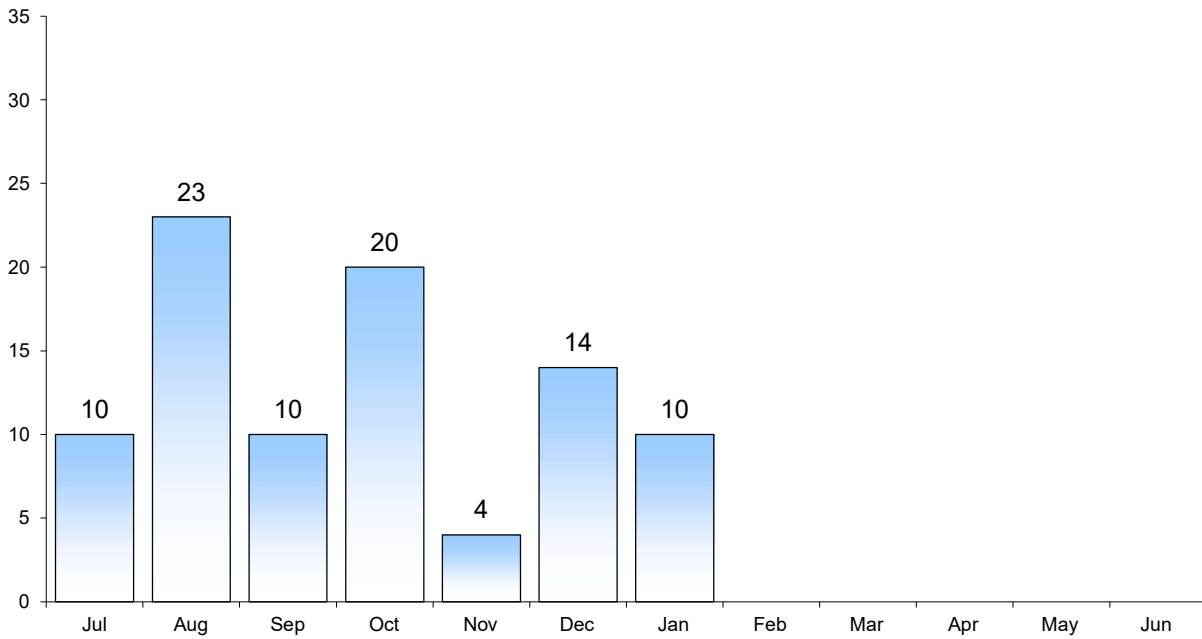
No supplemental service operated in January.



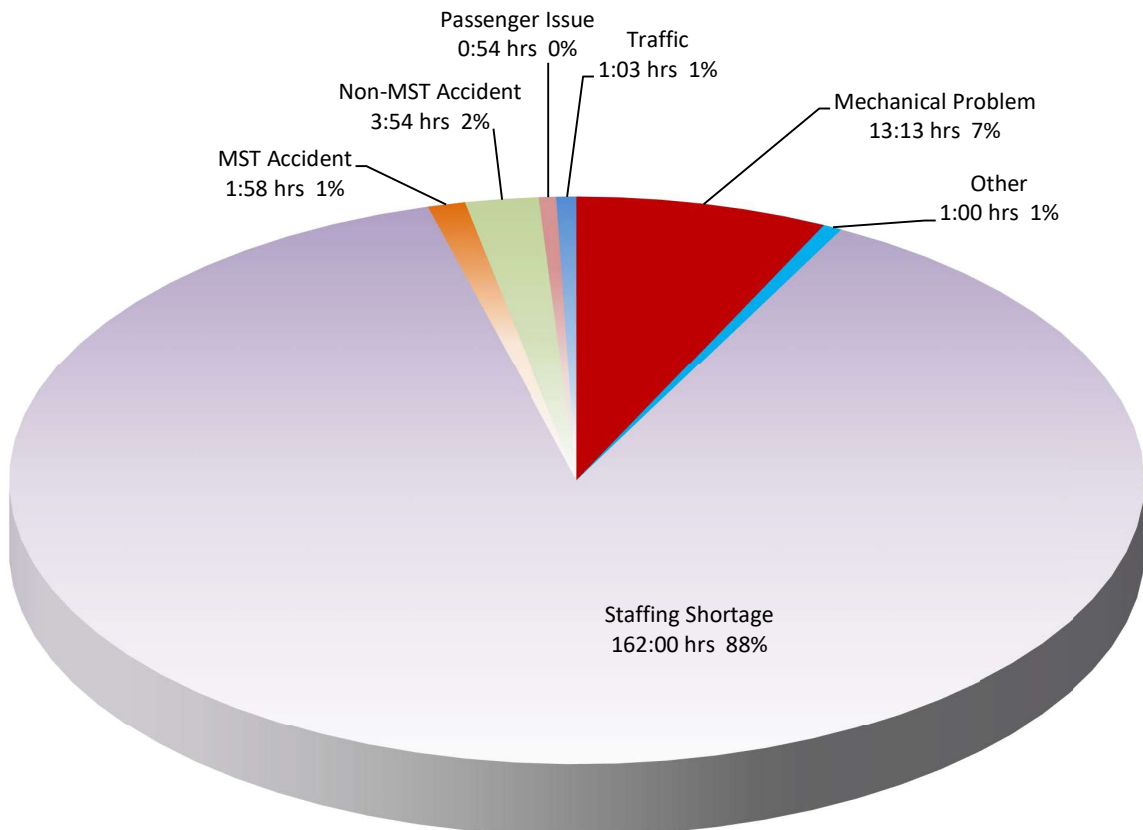
No special event service operated this month.

Fixed Route Operations Summary Report January 2022

Service Cancellations by Month

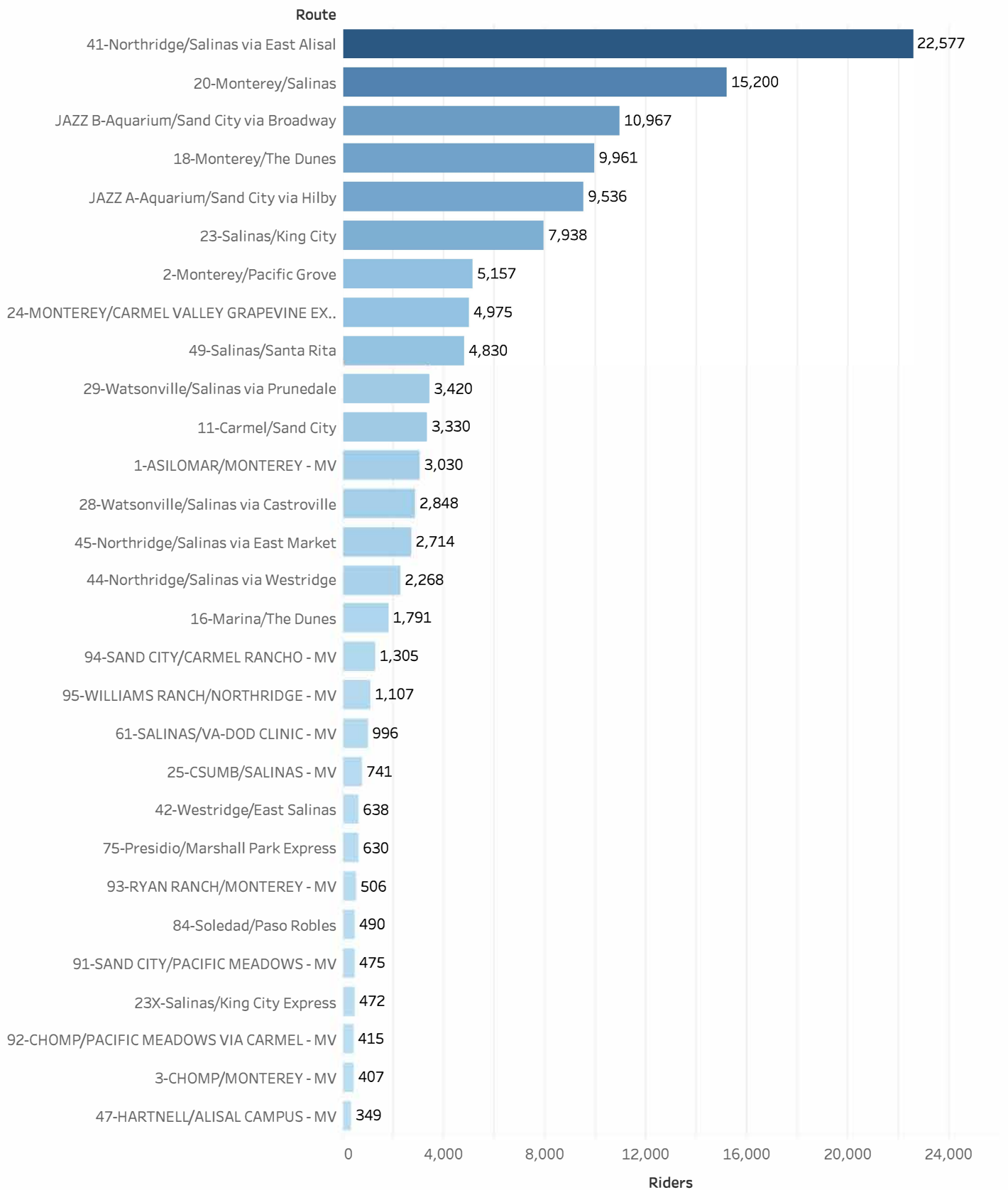


Cancelled Revenue Hours - Year to Date



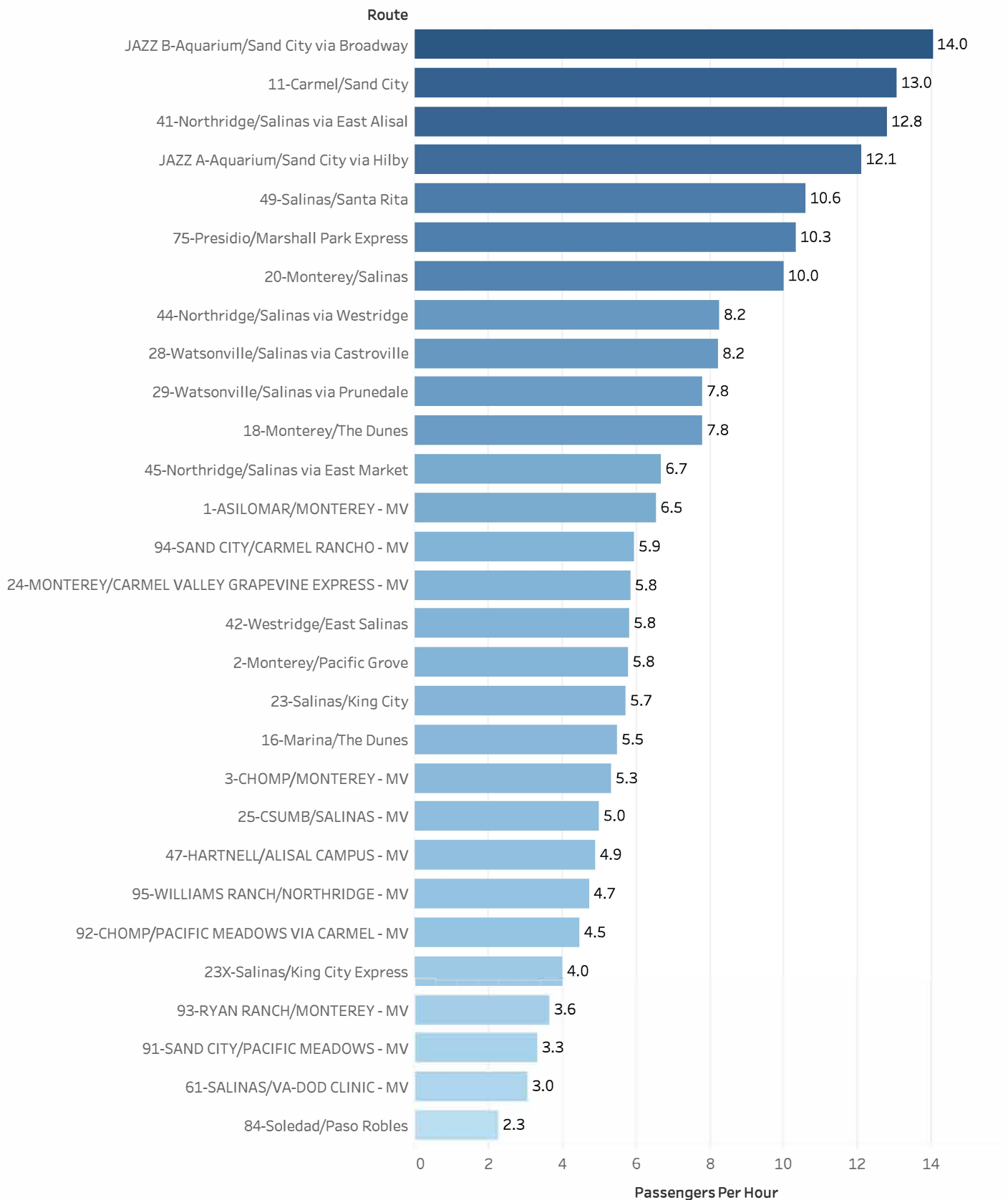
Ridership by Line

January 2022



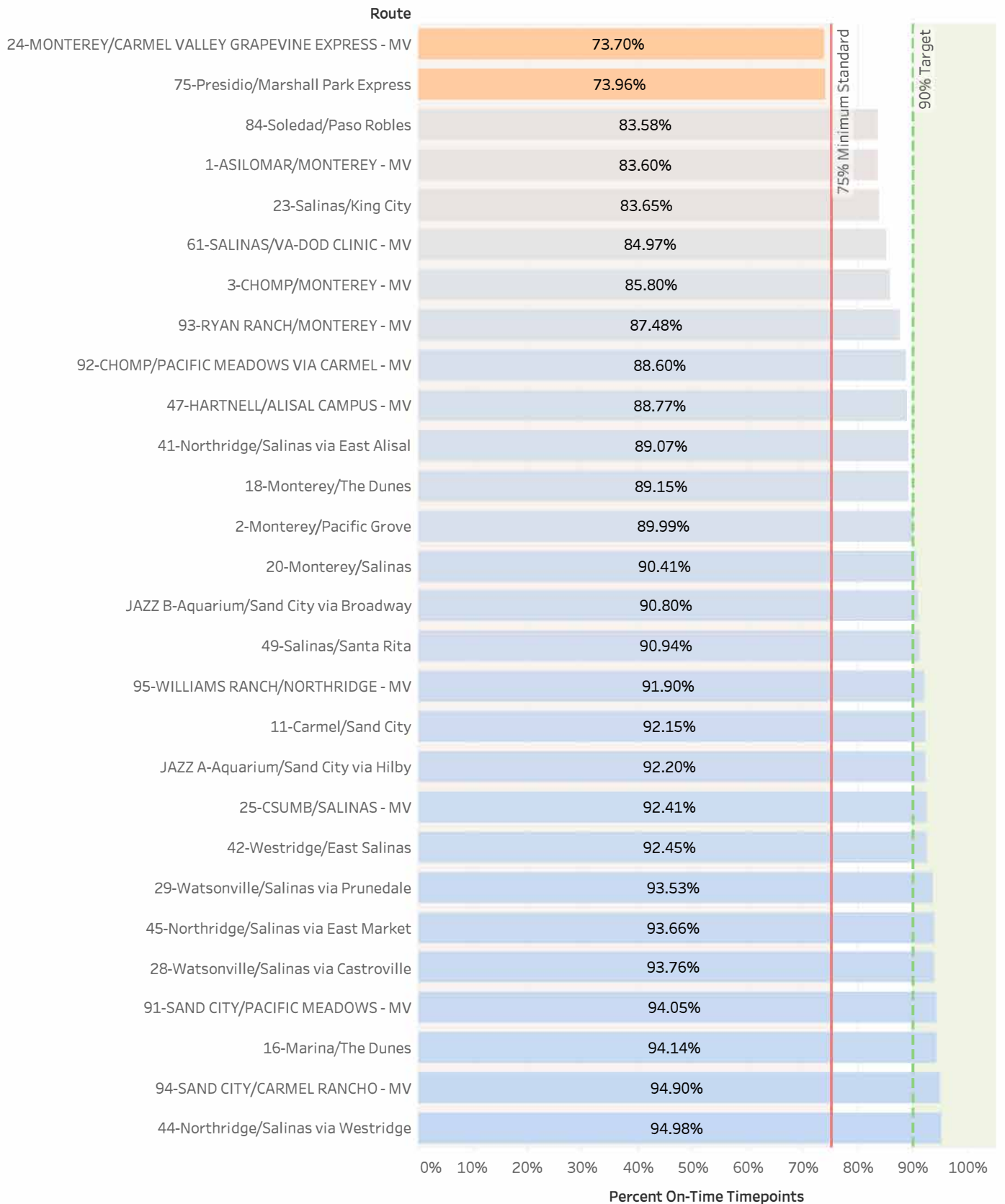
Productivity by Line

January 2022



Schedule Adherence by Line

January 2022



January 2022

Systemwide Ridership: 121,891

Systemwide Revenue Hours: 15292:28

Systemwide Revenue Miles: 232,834.9

Local - \$1.50 / \$.75

| | Ridership | VRHrs | VRMi | Pax/Hr | % Riders | % Hrs |
|-----------------------|------------|--------------|--------------|------------|-------------|-------------|
| 3-CHOMP/MONTEREY - MV | 407 | 76:20 | 995.8 | 5.33 | 0.3% | 0.5% |
| Total | 407 | 76:20 | 995.8 | 5.3 | 0.3% | 0.5% |

Microtransit - \$1.50 / \$.75

| | Ridership | VRHrs | VRMi | Pax/Hr | % Riders | % Hrs |
|-----------------------------|--------------|----------------|----------------|------------|-------------|-------------|
| MST ON CALL MARINA - MV | 1,024 | 300:00 | 2,091.0 | 3.41 | 0.8% | 2.0% |
| MST ON CALL GONZALES - MV | 450 | 240:00 | 1,550.0 | 1.88 | 0.4% | 1.6% |
| MST ON CALL GREENFIELD - MV | 530 | 210:00 | 1,633.0 | 2.52 | 0.4% | 1.4% |
| MST ON CALL KING CITY - MV | 589 | 180:00 | 1,946.0 | 3.27 | 0.5% | 1.2% |
| MST ON CALL SOLEDAD - MV | 226 | 160:00 | 690.0 | 1.41 | 0.2% | 1.0% |
| Total | 2,819 | 1090:00 | 7,910.0 | 2.6 | 2.3% | 7.1% |

Primary - \$2.50 / \$1.25 / \$.75

| | Ridership | VRHrs | VRMi | Pax/Hr | % Riders | % Hrs |
|--|---------------|-----------------|------------------|------------|--------------|--------------|
| 1-ASILOMAR/MONTEREY - MV | 3,030 | 463:27 | 4,941.5 | 6.54 | 2.5% | 3.0% |
| 2-Monterey/Pacific Grove | 5,157 | 892:48 | 9,810.5 | 5.78 | 4.2% | 5.8% |
| 11-Carmel/Sand City | 3,330 | 255:30 | 3,645.5 | 13.03 | 2.7% | 1.7% |
| 16-Marina/The Dunes | 1,791 | 326:52 | 5,399.9 | 5.48 | 1.5% | 2.1% |
| 18-Monterey/The Dunes | 9,961 | 1277:00 | 14,655.7 | 7.80 | 8.2% | 8.4% |
| 24-MONTEREY/CARMEL VALLEY GRAPEVINE EXPRESS - MV | 4,975 | 852:00 | 16,860.3 | 5.84 | 4.1% | 5.6% |
| 25-CSUMB/SALINAS - MV | 741 | 148:24 | 2,960.3 | 4.99 | 0.6% | 1.0% |
| 41-Northridge/Salinas via East Alisal | 22,577 | 1768:30 | 18,459.2 | 12.77 | 18.5% | 11.6% |
| 42-Westridge/East Salinas | 638 | 109:40 | 1,191.7 | 5.82 | 0.5% | 0.7% |
| 44-Northridge/Salinas via Westridge | 2,268 | 275:20 | 3,558.2 | 8.24 | 1.9% | 1.8% |
| 45-Northridge/Salinas via East Market | 2,714 | 406:50 | 5,275.5 | 6.67 | 2.2% | 2.7% |
| 47-HARTNELL/ALISAL CAMPUS - MV | 349 | 71:24 | 580.4 | 4.89 | 0.3% | 0.5% |
| 49-Salinas/Santa Rita | 4,830 | 455:54 | 4,336.0 | 10.59 | 4.0% | 3.0% |
| 61-SALINAS/VA-DOD CLINIC - MV | 996 | 327:30 | 5,359.4 | 3.04 | 0.8% | 2.1% |
| 75-Presidio/Marshall Park Express | 630 | 61:00 | 1,032.6 | 10.33 | 0.5% | 0.4% |
| 91-SAND CITY/PACIFIC MEADOWS - MV | 475 | 142:42 | 2,027.7 | 3.33 | 0.4% | 0.9% |
| 92-CHOMP/PACIFIC MEADOWS VIA CARMEL - MV | 415 | 92:42 | 1,058.8 | 4.48 | 0.3% | 0.6% |
| 93-RYAN RANCH/MONTEREY - MV | 506 | 138:39 | 2,072.8 | 3.65 | 0.4% | 0.9% |
| 94-SAND CITY/CARMEL RANCHO - MV | 1,305 | 220:00 | 3,017.8 | 5.93 | 1.1% | 1.4% |
| 95-WILLIAMS RANCH/NORTHRIDGE - MV | 1,107 | 234:30 | 2,543.5 | 4.72 | 0.9% | 1.5% |
| JAZZ A-Aquarium/Sand City via Hilby | 9,536 | 789:28 | 8,126.3 | 12.08 | 7.8% | 5.2% |
| JAZZ B-Aquarium/Sand City via Broadway | 10,967 | 782:27 | 8,809.8 | 14.02 | 9.0% | 5.1% |
| Total | 88,296 | 10092:37 | 125,723.4 | 8.7 | 72.4% | 66.0% |

Regional - \$3.50 / \$1.75

| | Ridership | VRHrs | VRMi | Pax/Hr | % Riders | % Hrs |
|--|---------------|----------------|-----------------|------------|--------------|--------------|
| 20-Monterey/Salinas | 15,200 | 1522:36 | 30,006.5 | 9.98 | 12.5% | 10.0% |
| 23-Salinas/King City | 7,938 | 1390:26 | 39,012.1 | 5.71 | 6.5% | 9.1% |
| 23X-Salinas/King City Express | 472 | 117:29 | 4,250.5 | 4.02 | 0.4% | 0.8% |
| 28-Watsonville/Salinas via Castroville | 2,848 | 347:00 | 8,955.6 | 8.21 | 2.3% | 2.3% |
| 29-Watsonville/Salinas via Prunedale | 3,420 | 438:30 | 8,128.6 | 7.80 | 2.8% | 2.9% |
| 84-Soledad/Paso Robles | 490 | 217:30 | 7,852.4 | 2.25 | 0.4% | 1.4% |
| Total | 30,369 | 4033:31 | 98,205.7 | 7.5 | 24.9% | 26.4% |

Blank Page

MOBILITY DEPARTMENT UPDATE – JANUARY 2022

Outreach and Training:

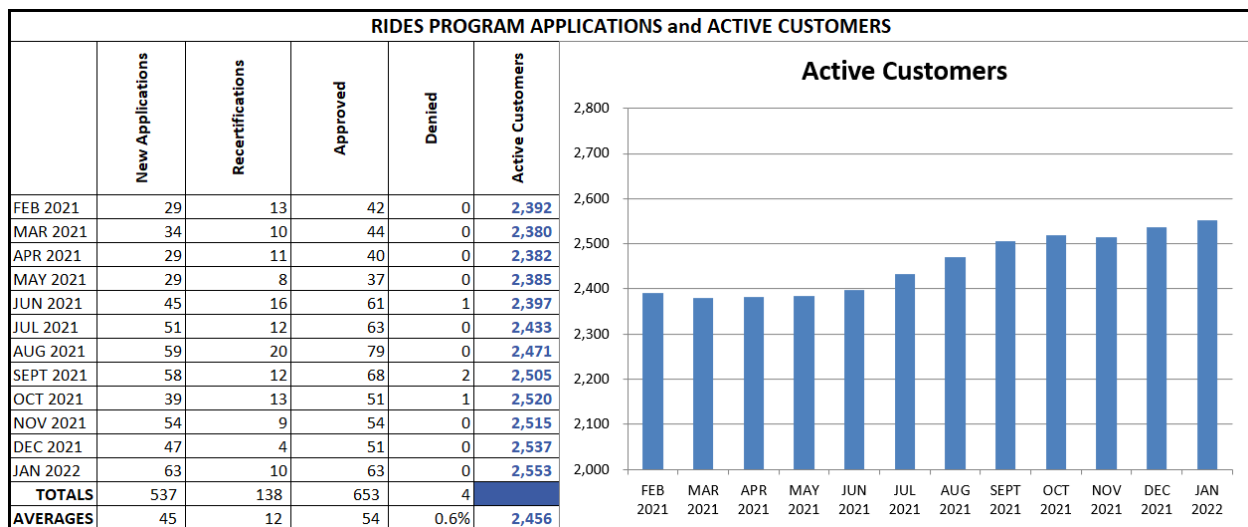
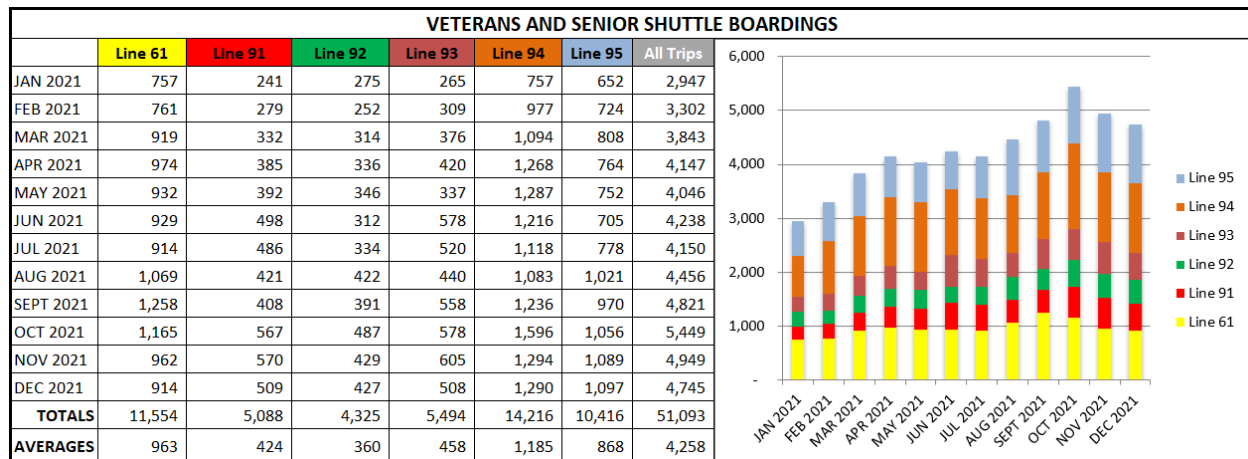
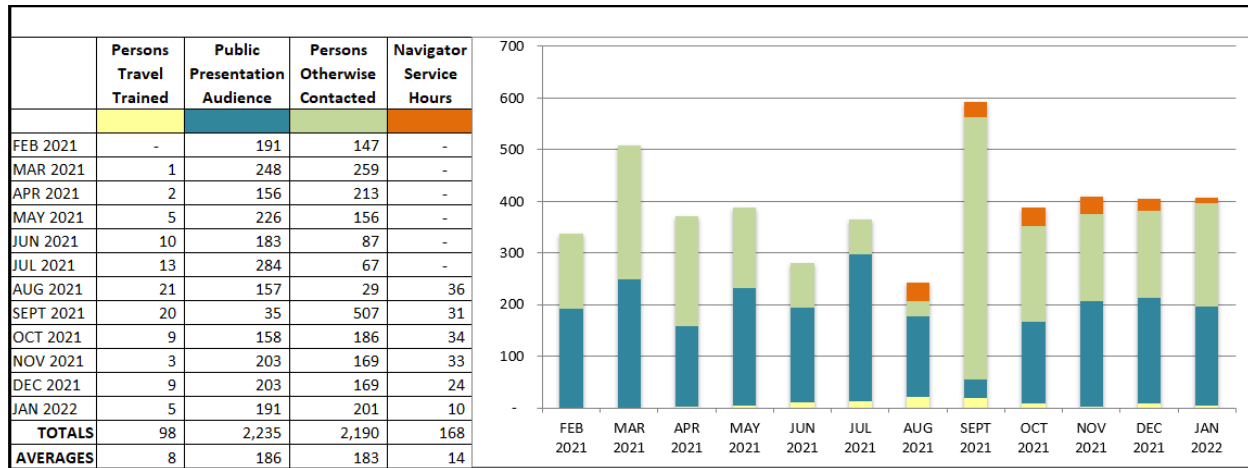
- A Mobility Specialist was a guest at the following event(s) or community center(s) with an informational table or presentation on MST services and mobility programs:
 - Scholze Park Community Center in Monterey
 - Active Seniors Inc. in Salinas
 - Multiple Sclerosis (MS) center in Monterey
 - Sally Griffin Active Living Center in Monterey
 - The Park Lane in Monterey
 - Merrill Gardens in Monterey
- A Mobility Specialist provided MST bus system orientation and training at the Mobility Services Center's training room in Salinas for the following customer(s):
 - Interim

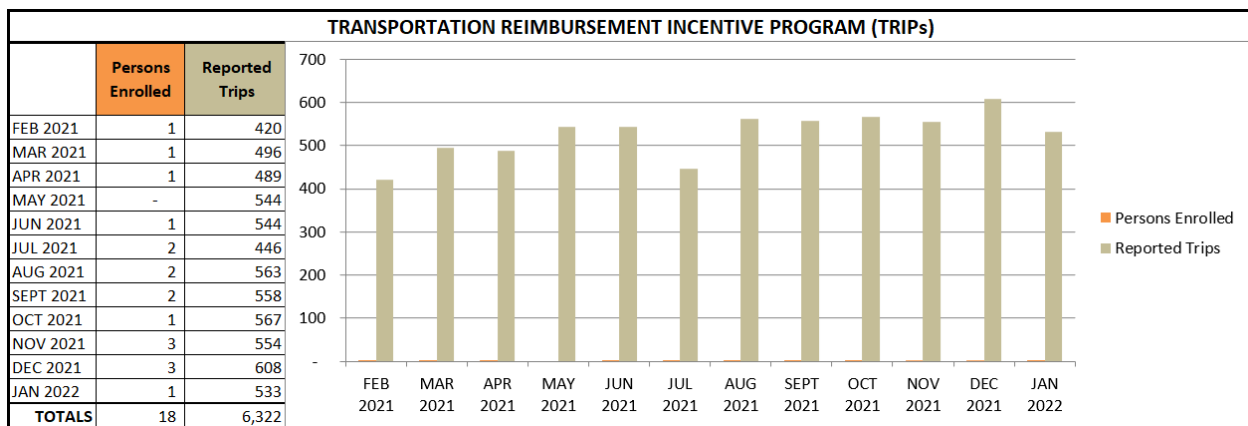
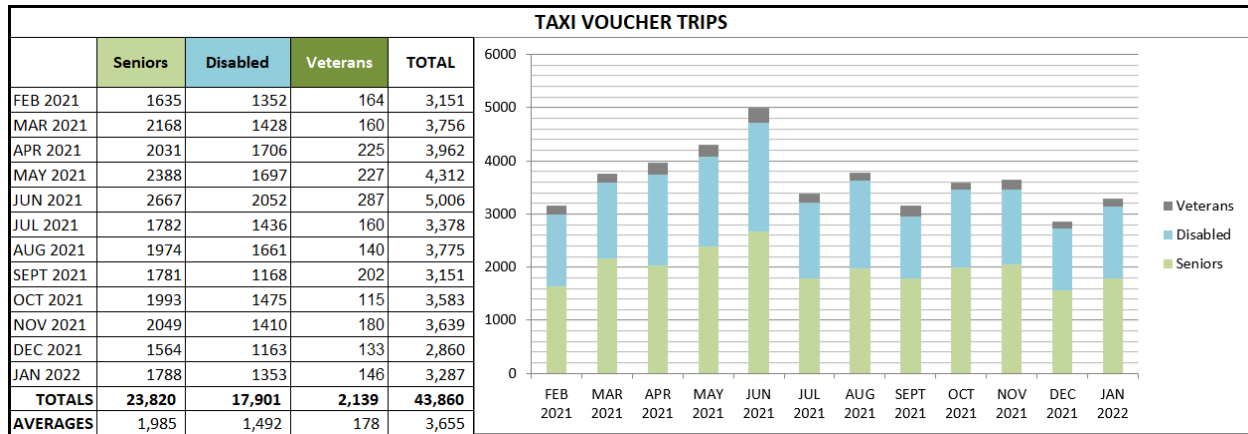
Taxi Voucher Program:

- Mobility Specialist processed 8,040 voucher requests for the 3rd quarter in January for both the disabled and Salinas senior voucher program.
- The Veterans distribution locations sites issued 210 taxi vouchers in January.
- Mobility Specialist processed 3,336 redeemed vouchers for taxi provider reimbursement.

Transportation Reimbursement Incentive Program:

- There are currently 75 seniors, 18 persons with disabilities, and 13 Veterans enrolled in the program.






Blank Page

ATTACHMENT 3

Date: February 14, 2022

To: Carl Sedoryk, General Manager/CEO

From:  Norman K. Tuitavuki, Chief Operating Officer

Subject: **Maintenance Department Monthly Report – January 2022**

This report summarizes the performance and major activities of the Maintenance Department as well as fuel and operating expenses during the month.

| Fuel Budget FY2022 | Average Fuel Price January 2022 | Average Fuel Price FY2022 |
|-----------------------|------------------------------------|------------------------------|
| Diesel: \$3.40 | \$3.54 | \$3.99 |
| Gasoline: \$3.40 | \$3.33 | \$3.98 |

| Period | Revenue Fleet Operating Cost Per Mile | Revenue Fleet Miles Between Major Mechanical Road Calls: ¹ |
|---------------------|--|---|
| January 2022 | \$1.15 | 22,210 |
| YTD FY 2022 | \$1.24 | 21,718 |
| FY 2021 | \$1.23 | 54,756 |
| FY 2020 | \$1.05 | 30,571 |

¹ **Minimum:** 7,000 Miles; **Goal:** 15,000 Miles

Department Activities/Comments:

January 2022's cost per gallon for gasoline decreased by .17 cents and the cost per gallon for diesel increased by .22 cents compared to the previous month of December 2021. Fuel prices continue to fluctuate.

In January 2022, MST traveled 22,210 miles between major mechanical failures – exceeding the 15,000-mile goal. MST has continued to meet or exceed the stated goal within this area of performance.

It should be noted that MST has dramatically reduced the overall number of revenue miles traveled to conform with current ridership demands and other factors resulting from the COVID-19 pandemic. As MST continues to increase service, a corresponding

increase in the number of miles traveled between major mechanical failures is expected.

MST's operating cost per mile for January 2022, increased to \$1.15 per mile from \$1.10 per mile in December 2021. Staff continues to focus their efforts on cleaning, disinfecting, repairing, and maintaining all MST vehicles. MST's Maintenance Management team continues working closely with Human Resources to recruit for several open positions within the Maintenance department to fill current vacancies that have had a slight negative impact on Maintenance operations.

In January, staff met with Chargepoint, Inc. to discuss installation options for up to three (3) Chargepoint chargers at the Salinas Operations and Maintenance Facility. Currently, MST has two (2) Gillig BEBs that operate out of the Monterey Bay Operations and Maintenance Facility. These BEBs can only be charged with Chargepoint, Inc.'s proprietary infrastructure. As a result, the operating area is restricted to deployment from the Monterey Peninsula. This new infrastructure in Salinas will improve MST's ability to charge battery-electric buses (BEB) throughout Monterey County and may improve the operating range for MST's BEBs.

Prepared by: Norman K. Tuitavuki Reviewed by: Carl G. Sedoryk
Norman Tuitavuki Carl G. Sedoryk

January 2022
MST Operated Fixed Route Fleet Summary Information

| Fleet Bus # | New (Yes/ No) | Manufacturer Model/Year | Quantity In Revenue Service | Engine | Fuel Type | Fleet Bus # | Life To Date Miles | Fleet Bus # |
|-------------|---------------|--------------------------------|-----------------------------|--------------------------|------------|-------------|--------------------|-------------|
| 1714 | No | Gillig 40' Low-floor 2003 | 1 | Detroit DC Series 50 ERG | ULS Diesel | 1714 | 695,482 | 1714 |
| 1715 | No | Gillig 40' Low-floor 2005 | 1 | Detroit DC Series 50 ERG | ULS Diesel | 1715 | 765,724 | 1715 |
| 1716 | No | Gillig 40' Low-floor 2003 | 1 | Detroit DC Series 50 ERG | ULS Diesel | 1716 | 686,298 | 1716 |
| 1717 | No | Gillig 40' Low-floor 2007 | 1 | Detroit DC Series 50 ERG | ULS Diesel | 1717 | 707,585 | 1717 |
| 1718 | No | Gillig 40' Low-floor 2008 | 1 | Detroit DC Series 50 ERG | ULS Diesel | 1718 | 723,527 | 1718 |
| 1719 | No | Gillig 40' Low-floor 2009 | 1 | Detroit DC Series 50 ERG | ULS Diesel | 1719 | 639,348 | 1719 |
| 1721 | No | Gillig 40' Low-floor 2011 | 1 | Detroit DC Series 50 ERG | ULS Diesel | 1721 | 736,441 | 1721 |
| 1722 | No | Gillig 40' Low-floor 2012 | 1 | Detroit DC Series 50 ERG | ULS Diesel | 1722 | 694,787 | 1722 |
| 1724 | No | Gillig 40' Low-floor 2014 | 1 | Detroit DC Series 50 ERG | ULS Diesel | 1724 | 680,265 | 1724 |
| 1725 | No | Gillig 40' Low-floor 2008 | 1 | Cummins ISM 280 HP | ULS Diesel | 1725 | 441,410 | 1725 |
| 1726 | No | Gillig 40' Low-floor 2009 | 1 | Cummins ISM 280 HP | ULS Diesel | 1726 | 500,112 | 1726 |
| 1727 | No | Gillig 40' Low-floor 2010 | 1 | Cummins ISM 280 HP | ULS Diesel | 1727 | 391,547 | 1727 |
| 1728 | No | Gillig 40' Low-floor 2011 | 1 | Cummins ISM 280 HP | ULS Diesel | 1728 | 485,031 | 1728 |
| 1729 | No | Gillig 40' Low-floor 2012 | 1 | Cummins ISM 280 HP | ULS Diesel | 1729 | 484,865 | 1729 |
| 1730 | No | Gillig 40' Low-Floor 2015 | 1 | Cummins ISM 280 HP | ULS Diesel | 1730 | 326,060 | 1730 |
| 1731 | No | Gillig 40' Low-Floor 2015 | 1 | Cummins ISM 280 HP | ULS Diesel | 1731 | 315,938 | 1731 |
| 1732 | No | Gillig 40' Low-Floor 2015 | 1 | Cummins ISM 280 HP | ULS Diesel | 1732 | 337,539 | 1732 |
| 1733 | No | Gillig 40' Low-Floor 2015 | 1 | Cummins ISM 280 HP | ULS Diesel | 1733 | 366,051 | 1733 |
| 1734 | No | Gillig 40' Low-Floor 2018 | 1 | Cummins ISM 280 HP | ULS Diesel | 1734 | 152,876 | 1734 |
| 1735 | No | Gillig 40' Low-Floor 2018 | 1 | Cummins ISM 280 HP | ULS Diesel | 1735 | 177,867 | 1735 |
| 1736 | No | Gillig 40' Low-Floor 2018 | 1 | Cummins ISM 280 HP | ULS Diesel | 1736 | 165,054 | 1736 |
| 1737 | No | Gillig 40' Low-Floor 2018 | 1 | Cummins ISM 280 HP | ULS Diesel | 1737 | 168,243 | 1737 |
| 1738 | No | Gillig 40' Low-Floor 2018 | 1 | Cummins ISM 280 HP | ULS Diesel | 1738 | 179,889 | 1738 |
| 1739 | No | Gillig 40' Low-Floor 2018 | 1 | Cummins ISM 280 HP | ULS Diesel | 1739 | 174,376 | 1739 |
| 1740 | No | Gillig 40' Low-Floor 2018 | 1 | Cummins ISM 280 HP | ULS Diesel | 1740 | 172,540 | 1740 |
| 1741 | No | Gillig 40' Low-Floor 2018 | 1 | Cummins ISM 280 HP | ULS Diesel | 1741 | 158,601 | 1741 |
| 1742 | No | Gillig 40' Low-Floor 2018 | 1 | Cummins ISM 280 HP | ULS Diesel | 1742 | 174,190 | 1742 |
| 1743 | No | Gillig 40' Low-Floor 2018 | 1 | Cummins ISM 280 HP | ULS Diesel | 1743 | 180,242 | 1743 |
| 1744 | No | Gillig 40' Low-Floor 2018 | 1 | Cummins ISM 280 HP | ULS Diesel | 1744 | 174,871 | 1744 |
| 1745 | No | Gillig 40' Low-Floor 2018 | 1 | Cummins ISM 280 HP | ULS Diesel | 1745 | 177,266 | 1745 |
| 1901 | No | 2003 Optima Trolley Electric | 1 | Cummins ISB | Electric | 1901 | 134,169 | 1901 |
| 1907 | No | 2003 Optima Trolley | 1 | Cummins ISB | ULS Diesel | 1907 | 222,586 | 1907 |
| 1908 | No | 2003 Optima Trolley | 1 | Cummins ISB | ULS Diesel | 1908 | 178,452 | 1908 |
| 1909 | No | 2019 Home Town Trolley 30 Foot | 1 | CUMMINS 280HP | ULS Diesel | 1909 | 4,757 | 1909 |
| 1910 | No | 2019 Home Town Trolley 30 Foot | 1 | CUMMINS 280HP | ULS Diesel | 1910 | 7,533 | 1910 |
| 1911 | No | 2019 Home Town Trolley 30 Foot | 1 | CUMMINS 280HP | ULS Diesel | 1911 | 4,632 | 1911 |
| 1912 | No | 2019 Home Town Trolley 30 Foot | 1 | CUMMINS 280HP | ULS Diesel | 1912 | 6,540 | 1912 |
| 1913 | No | 2019 Home Town Trolley 30 Foot | 1 | CUMMINS 280HP | ULS Diesel | 1913 | 8,403 | 1913 |
| 2001 | No | Gillig 35' Low-floor 2007 | 1 | Cummins ISM 280 HP | ULS Diesel | 2001 | 474,403 | 2001 |
| 2002 | No | Gillig 35' Low-floor 2007 | 1 | Cummins ISM 280 HP | ULS Diesel | 2002 | 496,940 | 2002 |
| 2003 | No | Gillig 35' Low-floor 2007 | 1 | Cummins ISM 280 HP | ULS Diesel | 2003 | 565,634 | 2003 |
| 2004 | No | Gillig 35' Low-floor 2007 | 1 | Cummins ISM 280 HP | ULS Diesel | 2004 | 597,558 | 2004 |
| 2006 | No | Gillig 35' Low-floor 2007 | 1 | Cummins ISM 280 HP | ULS Diesel | 2006 | 615,434 | 2006 |
| 2007 | No | Gillig 35' Low-floor 2007 | 1 | Cummins ISM 280 HP | ULS Diesel | 2007 | 586,079 | 2007 |
| 2008 | No | Gillig 35' Low-floor 2007 | 1 | Cummins ISM 280 HP | ULS Diesel | 2008 | 599,416 | 2008 |
| 2009 | No | Gillig 35' Low-floor 2007 | 1 | Cummins ISM 280 HP | ULS Diesel | 2009 | 603,086 | 2009 |
| 2011 | No | Gillig 35' Low-floor 2015 | 1 | Cummins ISL 281 | ULS Diesel | 2011 | 296,375 | 2011 |
| 2012 | No | Gillig 35' Low-floor 2015 | 1 | Cummins ISL 282 | ULS Diesel | 2012 | 297,735 | 2012 |
| 2013 | No | Gillig 35' Low-floor 2015 | 1 | Cummins ISL 283 | ULS Diesel | 2013 | 261,939 | 2013 |
| 2014 | No | Gillig 35' Low-floor 2015 | 1 | Cummins ISL 284 | ULS Diesel | 2014 | 294,618 | 2014 |
| 2015 | No | Gillig 35' Low-floor 2015 | 1 | Cummins ISL 285 | ULS Diesel | 2015 | 263,843 | 2015 |
| 2016 | No | Gillig 35' Low-floor 2015 | 1 | Cummins ISL 286 | ULS Diesel | 2016 | 259,243 | 2016 |
| 2017 | No | Gillig 35' Low-floor 2015 | 1 | Cummins ISL 287 | ULS Diesel | 2017 | 285,758 | 2017 |
| 2018 | No | Gillig 35' Low-floor 2015 | 1 | Cummins ISL 288 | ULS Diesel | 2018 | 268,427 | 2018 |
| 2019 | No | Gillig 35' Low-floor 2015 | 1 | Cummins ISL 289 | ULS Diesel | 2019 | 283,932 | 2019 |
| 2020 | No | Gillig 35' Low-floor 2015 | 1 | Cummins ISL 290 | ULS Diesel | 2020 | 257,325 | 2020 |
| 2021 | No | Gillig 35' Low-floor 2015 | 1 | Cummins ISL 291 | ULS Diesel | 2021 | 257,241 | 2021 |
| 2022 | No | Gillig 35' Low-Floor 2018 | 1 | Cummins ISM 280 HP | ULS Diesel | 2022 | 148,561 | 2022 |
| 2023 | No | Gillig 35' Low-Floor 2018 | 1 | Cummins ISM 280 HP | ULS Diesel | 2023 | 168,241 | 2023 |
| 2024 | No | Gillig 35' Low-Floor 2018 | 1 | Cummins ISM 280 HP | ULS Diesel | 2024 | 142,248 | 2024 |
| 2025 | No | Gillig 35' Low-Floor 2018 | 1 | Cummins ISM 280 HP | ULS Diesel | 2025 | 129,052 | 2025 |
| 2026 | No | Gillig 35' Low-Floor 2018 | 1 | Cummins ISM 280 HP | ULS Diesel | 2026 | 156,314 | 2026 |
| 2027 | No | Gillig 35' Low-Floor 2018 | 1 | Cummins ISM 280 HP | ULS Diesel | 2027 | 117,269 | 2027 |
| 2028 | No | Gillig 35' Low-Floor 2018 | 1 | Cummins ISM 280 HP | ULS Diesel | 2028 | 144,106 | 2028 |
| 2029 | No | Gillig 35' Low-Floor 2018 | 1 | Cummins ISM 280 HP | ULS Diesel | 2029 | 144,873 | 2029 |
| 2030 | No | Gillig 35' Low-Floor 2018 | 1 | Cummins ISM 280 HP | ULS Diesel | 2030 | 122,959 | 2030 |
| 2101 | No | Gillig 40' Low-Floor 2013 | 1 | Cummins ISL 280 | ULS Diesel | 2101 | 430,338 | 2101 |
| 2102 | No | Gillig 40' Low-Floor 2015 | 1 | Cummins ISL 280 | ULS Diesel | 2102 | 508,962 | 2102 |
| 2103 | No | Gillig 40' Low-Floor 2015 | 1 | Cummins ISL 280 | ULS Diesel | 2103 | 503,691 | 2103 |
| 2104 | No | Gillig 40' Low-Floor 2015 | 1 | Cummins ISL 280 | ULS Diesel | 2104 | 500,666 | 2104 |
| 2105 | No | Gillig 40' Suburban 2018 | 1 | Cummins ISM 280 HP | ULS Diesel | 2105 | 290,349 | 2105 |
| 2106 | No | Gillig 40' Suburban 2018 | 1 | Cummins ISM 280 HP | ULS Diesel | 2106 | 278,068 | 2106 |
| 2107 | No | Gillig 40' Suburban 2018 | 1 | Cummins ISM 280 HP | ULS Diesel | 2107 | 281,040 | 2107 |
| 2108 | No | Gillig 40' Suburban 2018 | 1 | Cummins ISM 280 HP | ULS Diesel | 2108 | 166,158 | 2108 |
| 2109 | No | Gillig 40' Suburban 2018 | 1 | Cummins ISM 280 HP | ULS Diesel | 2109 | 165,448 | 2109 |
| 2110 | No | Gillig 40' Suburban 2018 | 1 | Cummins ISM 280 HP | ULS Diesel | 2110 | 37,478 | 2110 |
| 2200 | No | BYD ELECTRIC 2018 | 1 | K7M | Electric | 2200 | 42,267 | 2200 |

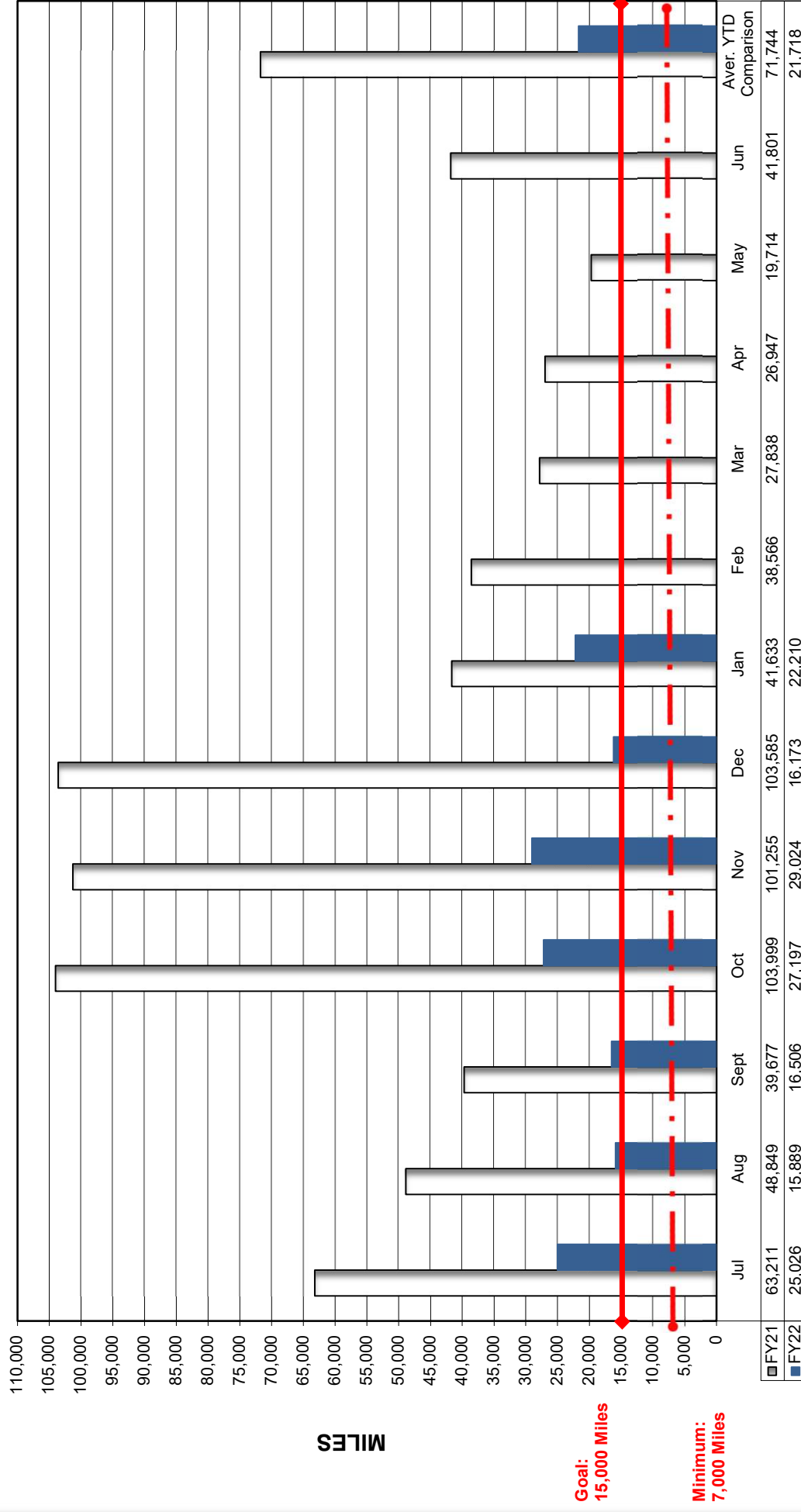
January 2022
MST Operated Fixed Route Fleet Summary Information

| Fleet Bus # | New (Yes/ No) | Manufacturer Model/Year | Quantity In Revenue Service | Engine | Fuel Type | Fleet Bus # | Life To Date Miles | Fleet Bus # |
|--------------------------------------|---------------|---------------------------|-----------------------------|-----------------------------|-----------------------------------|-------------|--------------------|-------------|
| 2201 | No | BYD ELECTRIC 2018 | 1 | K7M | Electric | 2201 | 35,848 | 2201 |
| 2202 | Yes | Gillig Electric Bus 2021 | 1 | Cummins | Electric | 2202 | 1294 | 2202 |
| 2203 | Yes | Gillig Electric Bus 2021 | 1 | Cummins | Electric | 2203 | 1285 | 2203 |
| 4501 | No | MCI D4500 45' 2009 | 1 | Cummins ISM 480 HP | ULS Diesel | 4501 | 702,814 | 4501 |
| 4502 | No | MCI D4500 45' 2010 | 1 | Cummins ISM 480 HP | ULS Diesel | 4502 | 745,072 | 4502 |
| 4503 | No | MCI D4500 45' 2010 | 1 | Cummins ISM 480 HP | ULS Diesel | 4503 | 838,524 | 4503 |
| 4504 | No | MCI D4500 45' 2012 | 1 | Cummins ISM 480 HP | ULS Diesel | 4504 | 659,584 | 4504 |
| 4505 | No | MCI D4500 45' 2015 | 1 | Cummins ISX 385 HP | ULS Diesel | 4505 | 514,695 | 4505 |
| 4506 | No | MCI D4500 45' 2015 | 1 | Cummins ISX 385 HP | ULS Diesel | 4506 | 501,362 | 4506 |
| Total Revenue Vehicles-Active Fleet: | | | 86 | | | | | |
| Contingency Fleet | 1122 | Gillig Phantom 2003 35' | 1 | Detroit DC Series ERG | ULS Diesel | 1122 | 525,418 | 1122 |
| Contingency Fleet | 1126 | Gillig Phantom 2003 35' | 1 | Detroit DC Series ERG | ULS Diesel | 1126 | 563,760 | 1126 |
| Contingency Fleet | 1706 | Gillig Low-floor 2002 40' | 1 | Cummins ISM 280 HP | ULS Diesel | 1706 | 625,616 | 1706 |
| Contingency Fleet | 1708 | Gillig Low-floor 2002 40' | 1 | Cummins ISM 280 HP | ULS Diesel | 1708 | 628,659 | 1708 |
| Contingency Fleet | 1709 | Gillig Low-floor 2002 40' | 1 | Cummins ISM 280 HP | ULS Diesel | 1709 | 618,912 | 1709 |
| Contingency Fleet | 1720 | Gillig 40' Low-floor 2010 | 1 | Detroit DC Series 50 ERG | ULS Diesel | 1720 | 627,160 | 1720 |
| Contingency Fleet | 1723 | Gillig 40' Low-floor 2013 | 1 | Detroit DC Series 50 ERG | ULS Diesel | 1723 | 618,912 | 1723 |
| Contingency Fleet | 1801 | Gillig 40' Suburban 2002 | 1 | Cummins ISM 280 HP | ULS Diesel | 1801 | 971,617 | 1801 |
| Contingency Fleet | 1803 | Gillig 40' Suburban 2002 | 1 | Cummins ISM 280 HP | ULS Diesel | 1803 | 1,061,827 | 1803 |
| Contingency Fleet | 1807 | Gillig 40' Suburban 2003 | 1 | Detroit DC Series 50 ERG | ULS Diesel | 1807 | 960,095 | 1807 |
| Contingency Fleet | 2005 | Gillig 35' Low-floor 2007 | 1 | Cummins ISM 280 HP | ULS Diesel | 2005 | 547,047 | 2005 |
| Contingency Fleet | 2010 | Gillig 35' Low-floor 2007 | 1 | Cummins ISM 280 HP | ULS Diesel | 2010 | 520,579 | 2010 |
| Total Contingency Fleet | | | 12 | | | | | |
| Total Fleet | | | 98 | | | | | |
| | Revenue Fleet | Non-Revenue Fleet | | | Current Inventory Value: 01/31/22 | | | |
| Miles: | 199,847 | 41,858 | | Fuel, Coolant & Lubricants: | 192,433 | | | |
| Gallons: | 41,045 | 1,635 | | Parts & Supplies: | 282,452 | | | |
| Average Miles Per Gallon: | 4.9 | 25.6 | | Total Value: | 474,885 | | | |

Miles Between Major Mechanical Roadcalls

FY21 vs. FY22 YTD

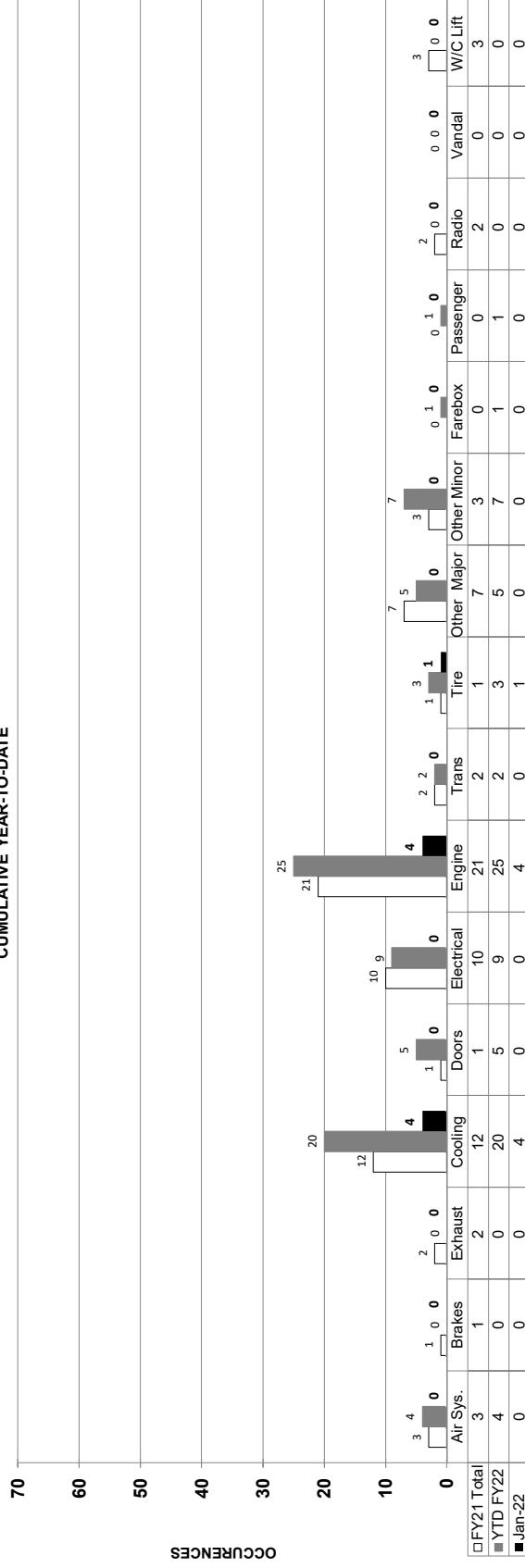
Year to Date Comparison



ALL ROAD CALLS - BY CATEGORY


FY 2021 & FY 2022

CUMULATIVE YEAR-TO-DATE




her Major" and "Other Minor" categories includes major or minor mechanical failures not listed on this chart

PREVENTIVE MAINTENANCE (PMs) INSPECTIONS PAST TWELVE MONTHS

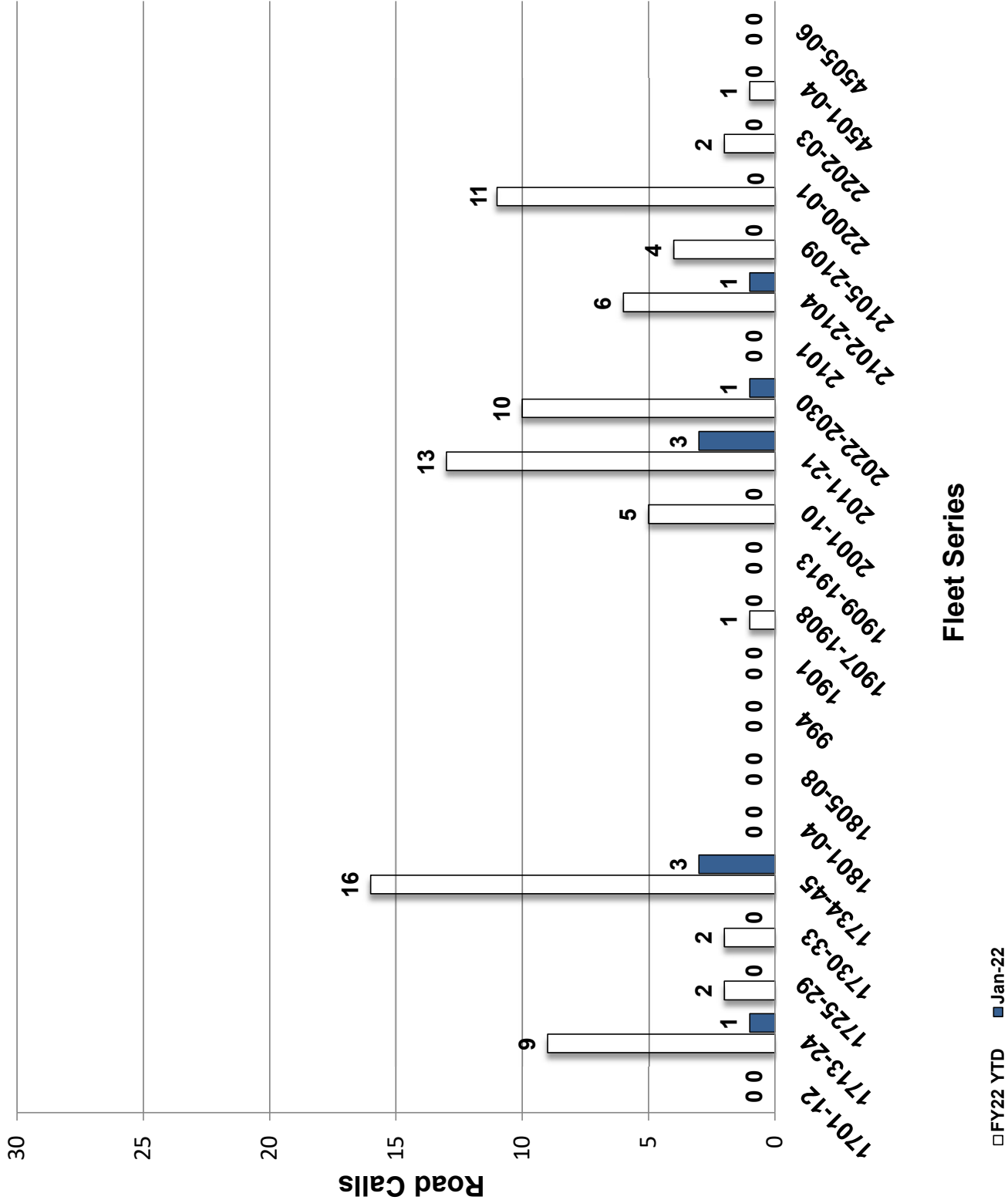


Revenue Fleet: Cost Per Mile January 2022



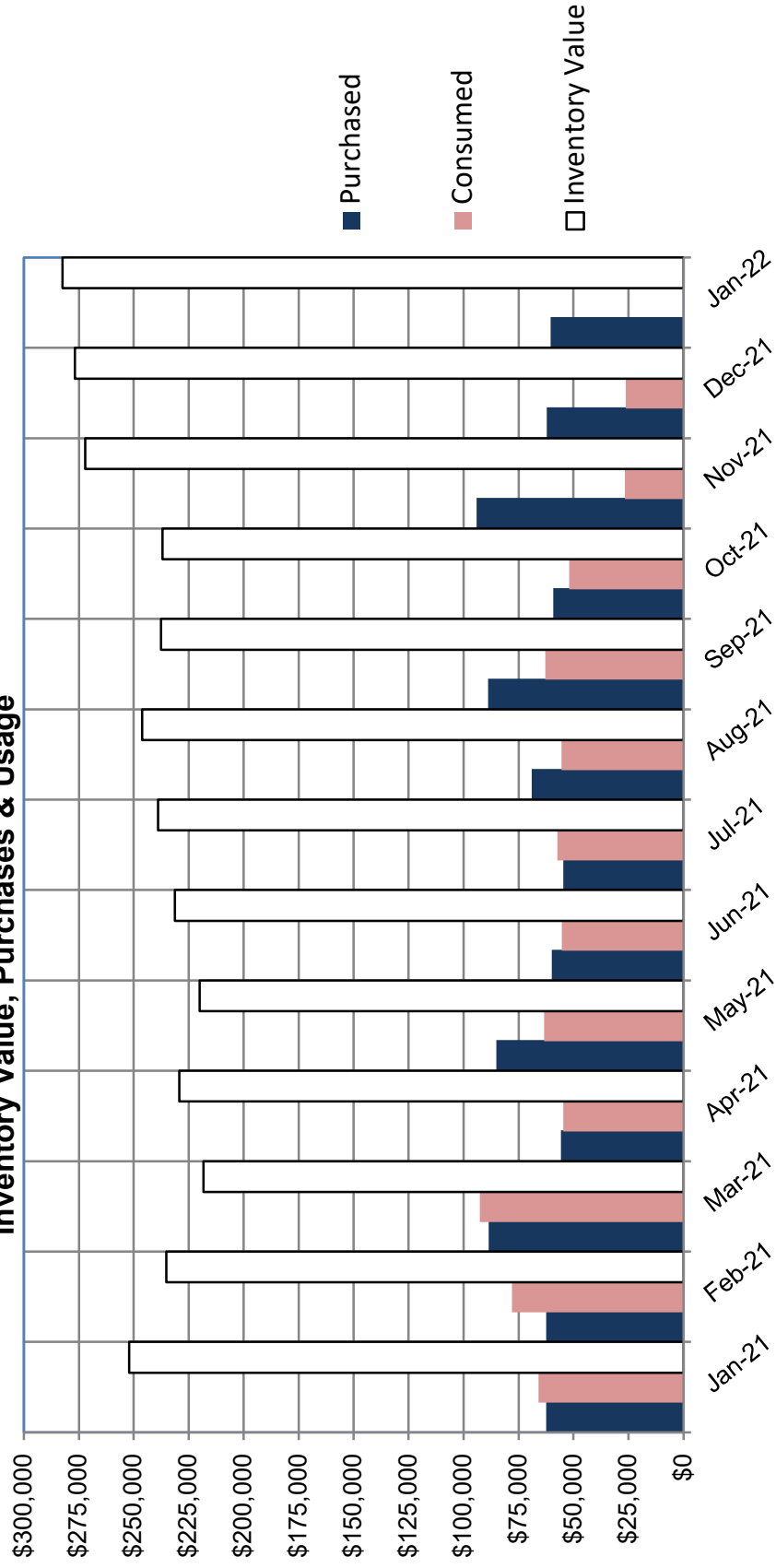
January 2022: ALL ROAD CALLS BY BUS SERIES
Major Mechanical 9: Other/Minor Mechanical 0

Total Miles 199,889

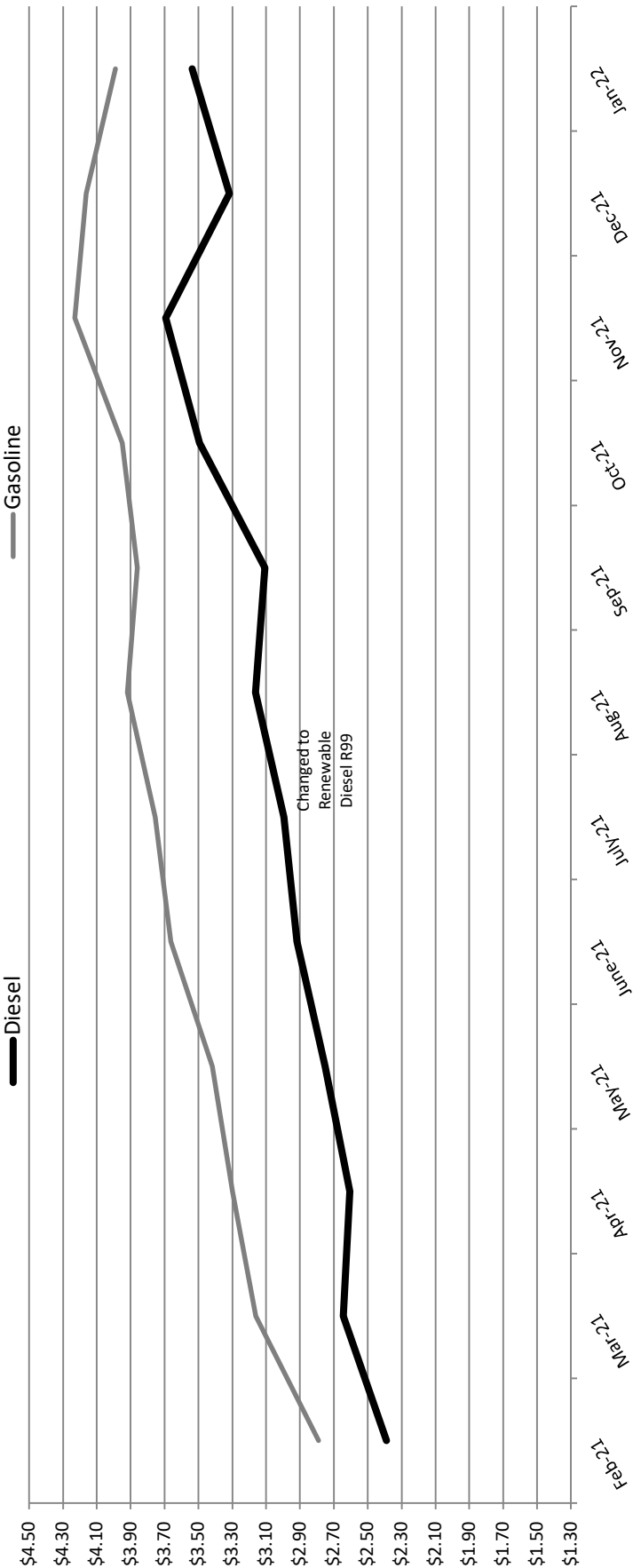


FY 2022 - Fleet Support

Inventory Value, Purchases & Usage



12 Month Rolling Fuel Cost (Monthly Average)



12 Month Average:
Diesel: \$1.88
Gasoline: \$2.36

FY21 Average:
Diesel: \$2.02
Gasoline: \$2.56

FY21 Fuel Budget
Diesel: \$2.32
Gasoline: \$2.63

Blank Page

ATTACHMENT 4

Date: March 1, 2022

To: C. Sedoryk, General Manager/CEO

From: Lisa Rheinheimer, Assistant General Manager; Michelle Overmeyer, Director of Planning and Innovation, Andrea Williams, General Accounting and Budget Manager; Michael Kohlman, Chief Information Officer; Kelly Halcon, Director of Human Resources and Risk Management; and, Sonia Wills, Customer Service Supervisor.

Subject: **Administration Department Monthly Report – January 2022**

The following significant events occurred in Administration work groups for the month of January 2022:

Human Resources

A total employment level for January 2022 is summarized as follows:

| Positions | Budget FY22 | Actual | Difference |
|-------------------------------|--------------------|---------------|-------------------|
| Coach Operators F/T | 126 | 118 | -8 |
| Coach Operators Limited Duty | 0 | 0 | 0 |
| CO Occupational Injuries | (1) | (0) | (-1) |
| Operations Staff | 33 | 27 | -6 |
| Maintenance & Facilities | 55 | 51 | -4 |
| Administrative (Interns 1 PT) | 36 | 30 | -6 |
| Total | 251 | 226 | -25 |

Note: Total budget numbers do not include the C/O on Long Term Leave as those numbers are already reflected in the Coach Operators/Trainees number.

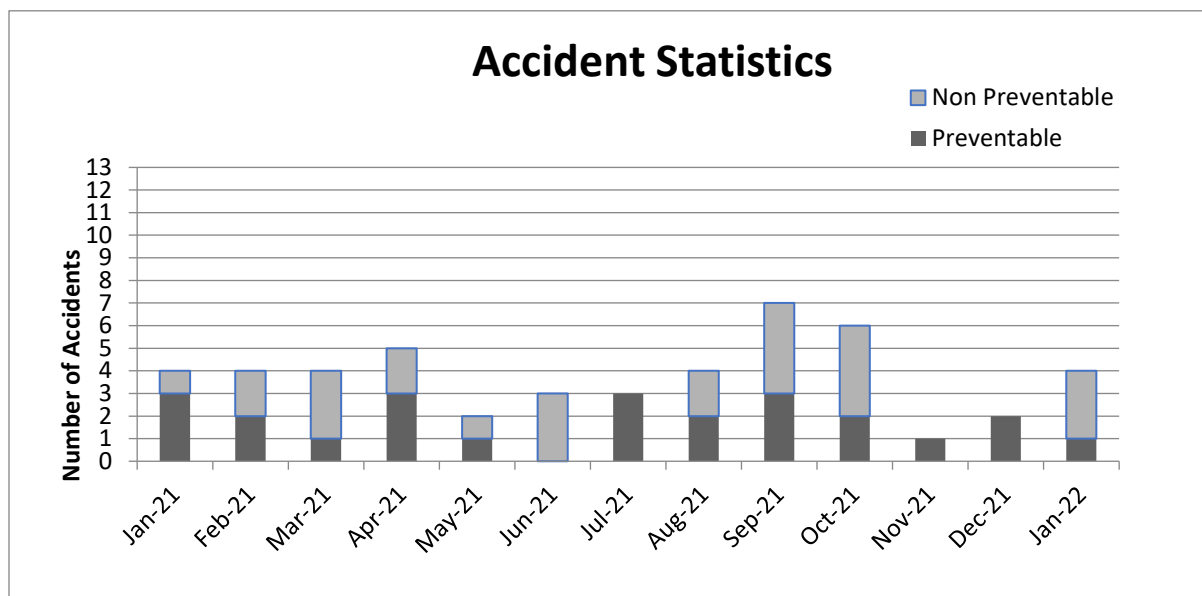
| January Worker's Compensation Costs | |
|--|---------------------|
| <i>Indemnity (paid to employees)</i> | \$35,047.76 |
| <i>Other (includes Legal)</i> | \$7,098.27 |
| <i>Medical includes Case Mgmt, UR, Rx & PT</i> | \$34,065.56 |
| <i>TPA Administration Fee</i> | \$5,708.33 |
| <i>Excess Insurance</i> | \$8,917.75 |
| Total Expenses | \$90,837.67 |
| Reserves | \$742,756.60 |
| Excess Reserved | (0) |
| # Ending Open Claims | 36 |

Training

| Description | Attendees |
|---|-----------|
| Annual Coach Operator Verification of Transit Training | 7 |
| Post-Accident/Incident Re-training | 0 |
| In-Service Training-Forklift Certification and Familiarization | 1 |
| Harassment Prevention for Transit Employees | 9 |
| In-Service Training: 2021 Gillig Zeb Low Floor Familiarization Training | 7 |
| Maintenance Safety Training: Annual Oil Handler and hazmat training | 7 |
| Transit Safety Institute: DOT Coach Operator Train the Trainer | 2 |
| Alvarez Technology Group, Inc: Cybersecurity Training | 2 |
| Drug and Alcohol Training | 7 |
| Title VI Training | 7 |
| EEO Training | 7 |

Risk Management

| | January 2022 Preventable | | January 2021 Non-Preventable | |
|------------------------------|--------------------------|----------|------------------------------|----------|
| Description | Yes | No | Yes | No |
| POV Vehicle hits MST Vehicle | 0 | 3 | 0 | 0 |
| MST Preventable Accidents | 1 | 0 | 3 | 1 |
| TOTAL | 1 | 3 | 3 | 1 |



Customer Service Update

| Service Report Type | MST | Other Provider* | # of valid reports | % of reports received** | January 2021 | % of reports received** |
|-------------------------------------|-----|-----------------|--------------------|-------------------------|--------------|-------------------------|
| ADA Compliance | 0 | 0 | | 0.0% | 1 | 5.0% |
| Agency Policy | 0 | 0 | | 0.0% | 0 | 0.0% |
| Bus Stop Amenities | 1 | 0 | | 2.4% | 1 | 5.0% |
| Carried By | 0 | 0 | | 0.0% | 0 | 0.0% |
| Discriminatory behavior by employee | 0 | 0 | | 0.0% | 0 | 0.0% |
| Early Departure | 0 | 0 | | 0.0% | 0 | 0.0% |
| Employee Other | 7 | 4 | 1/3* | 26.8% | 2 | 10.0% |
| Facilities Vandalism | 0 | 0 | | 0.0% | 0 | 0.0% |
| Fare / Transfer Dispute | 1 | 0 | | 2.4% | 1 | 5.0% |
| Full Bus / Left Behind | 3 | 0 | | 7.3% | 0 | 0.0% |
| Harassment by Employee | 0 | 0 | | 0.0% | 0 | 0.0% |
| Improper Driving | 2 | 3 | 1/2* | 12.2% | 5 | 25.0% |
| Improper Employee Conduct | 1 | 2 | | 7.3% | 4 | 20.0% |
| Inaccurate Public Information | 0 | 0 | | 0.0% | 0 | 0.0% |
| Late Arrival | 0 | 3 | 3* | 7.3% | 1 | 5.0% |
| Late Departure | 0 | 2 | 2* | 4.9% | 0 | 0.0% |
| No Show | 1 | 3 | 2* | 9.8% | 0 | 0.0% |
| Off Route | 0 | 0 | | 0.0% | 0 | 0.0% |
| Overcrowding | 0 | 0 | | 0.0% | 0 | 0.0% |
| Passed By | 3 | 0 | | 7.3% | 0 | 0.0% |
| Passenger Conduct | 0 | 0 | | 0.0% | 0 | 0.0% |
| Passenger Injury | 0 | 0 | | 0.0% | 0 | 0.0% |
| Reasonable Modification | 0 | 0 | | 0.0% | 0 | 0.0% |
| Request To Add Service | 1 | 0 | | 2.4% | 1 | 5.0% |
| Request To Reduce Service | 0 | 0 | | 0.0% | 0 | 0.0% |
| Routing | 0 | 0 | | 0.0% | 0 | 0.0% |
| Service Animal | 0 | 0 | | 0.0% | 0 | 0.0% |
| Service Other | 4 | 0 | 2 | 9.8% | 3 | 15.0% |
| Service Schedule | 0 | 0 | | 0.0% | 0 | 0.0% |
| Taxi | 0 | 0 | | 0.0% | 1 | 5.0% |
| Title VI Complaint | 0 | 0 | | 0.0% | 0 | 0.0% |
| Unsafe Conditions | 0 | 0 | | 0.0% | 0 | 0.0% |
| Vehicle Maintenance | 0 | 0 | | 0.0% | 0 | 0.0% |
| Sub total reports | 24 | 17 | | | | |
| Grand Total MST and *Other Provider | | 41 | | 100.0% | 20 | 100.0% |

*Operated by MV Transportation or taxi provider

**Numbers may not add up exactly due to rounding

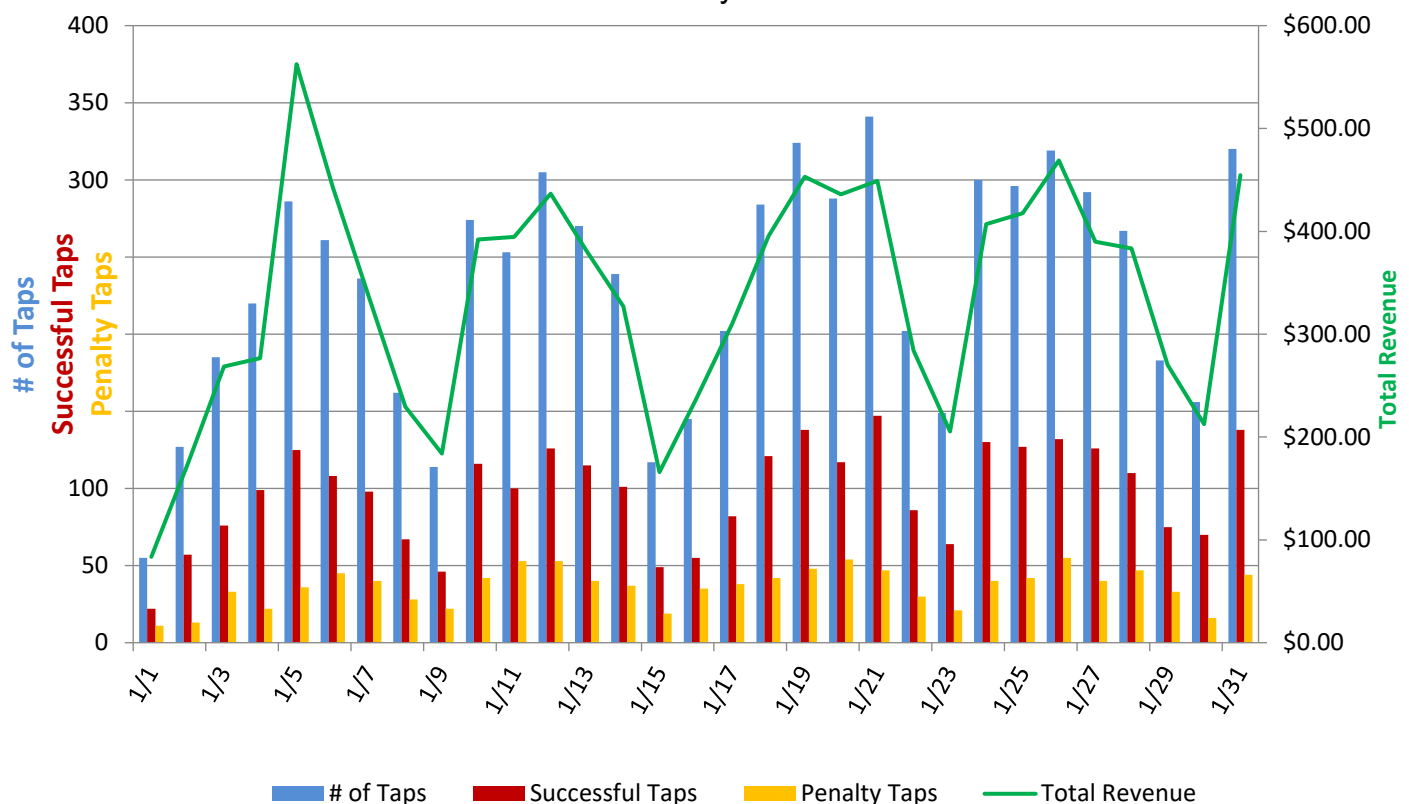
Contactless Tap to Pay:

During the month of January, MST received a total of 7,267 taps, an increase of 23.4% from December. There were 3,069 successful journeys where the passenger tapped on when they boarded and again when they got off. There were 1,129 penalty taps where the customer only tapped on and did not tap off, resulting in a \$3.50 penalty fare being assessed.

Since launching the demonstration project on May 11, 2021 there have been a total of 47,358 taps, of which 20,142 trips were successful. Total revenue collected to the end of January from passengers using contactless payments was \$66,708. The numbers are steadily increasing and as passengers become accustomed to using the new technology, this will be their preferred method of payment.

Contactless Tap to Pay Report

January 2022



Finance Update

General Accounting/Accounts Payable

During the month of January, staff processed timely and accurate payments to vendors, recorded appropriate revenues, and prepared monthly financial reporting and analysis. During the month of January, staff prepared and distributed the IRS-required W-2s and 1099 forms as well as compiled and submitted the California State Controllers 2020-21 Transit Operators Financial Transactions Report.

Payroll

Payroll created multiple new federal and state tax tables to conform with changes in tax rates effective January 1, 2022. A reconciliation of all quarterly returns filed for 2021 was completed to close the year and to generate W-2s for all active and terminated employees by the January 31, 2022, deadline. Routine changes and adjustments to payroll records were maintained along with filing of all federal, state, and retirement reports and payments on a timely basis

Grants

During the month of January, staff drafted, followed up on, responded to, and submitted pending applications, requests for reimbursement, and program reporting under the 5307 Traditional, 5307 CRRSAA, LCFS, LCTOP, 5339 Bus and Bus Facilities, TIFIA programs, 5307 ARP Act, and Clean California Grant Programs. In addition to attending several webinars for future grant opportunities, staff also participated in webinars regarding the Transit and Intercity Rail Capital Program, Active Transportation Program, and Clean California Local Grant Program. Staff also participated in several meetings regarding current and future projects including the SURF! Busway and BRT, bus procurements, shelter replacements, the South County Operations and Maintenance Facility, and the Fort Ord Building Removal Project. Update meetings with internal staff were ongoing to address status changes to various active or pending grants and requests for reimbursements. Staff also submitted an application to the Clean California Local Grant Program and participated in the Caltrans working group for the new Caltrans Consolidated Grant application which is scheduled to kick off in April of 2022 and will be used for the 5311, 5311(f), 5339, and LCTOP programs. During the month of January staff also received an award from the FTA's Transit Oriented Design Planning Program.

Procurements and Purchasing

At the beginning of the month, the Procurement and Contracts Manager left MST, leaving the position vacant. During the rest of the month, procurement efforts were focused on assisting with a Request for Proposals evaluation for contracted transportation services and finalizing the contract with Kimley-Horn for final design for the SURF! Busway and Bus Rapid Transit project. Staff also attended meetings for the implementation of the new Tangicloud accounting system to replace the existing system. Staff supported contract management efforts for janitorial services and supported efforts to procure charging equipment/stations at the Salinas Operations and Maintenance Facility site.

Information Technology Update

Administrative Technology:

- **Tangicloud:** The Tangicloud migration continues as planned. User Acceptance Testing (UAT) has begun, with weekly training sessions in preparation for deployment in a late March or early April timeframe.

Operations Technology:

- **3G Cellular Service:** Most U.S. Cellular carriers are in the process of beginning to phase out 3G cellular transmissions, beginning in March of 2021. This will have an impact on some of our legacy systems and a review is currently being conducted with our providers to establish what may need to be upgraded to, at minimum, 4G service.
- **Leads times on various operations technology items:** As noted in the December update, I.T. is continuing to see long-lead times, limited availability, and higher costs associated with replacing failed or obsolete electronic equipment (i.e. the “chip” shortage). We are continuing to monitor the situation and adjust as necessary.
- **TransitMaster:** After discussions with the provider of TransitMaster, I.T., in conjunction with Operations, is looking into the feasibility of moving to the most current stable release of their product during the planned upgrade process. This will bring our software up to a version that is more current than our original upgrade plans had called for, however it should improve support and the availability of security and stability updates.
- **Contactless Fare System:** After observing an increase in failures of the contactless fare units, Operations made some adjustments in their cleaning and maintenance of the systems, which appears to have mitigated this issue. Like many other electronic systems however, repair and replacement turnaround has continued to take longer than expected due to the chip shortages. Currently MST has sufficient units to continue our evaluation but we are monitoring the situations as well as looking at ways to perform more in-house repairs.
- **Cybersecurity:**
 - **The White House Officer of Management and Budget** on January 26th announced a directive to move all federal agencies to a Zero Trust Architecture cybersecurity model. While this directive is not yet mandated outside of federal agencies, the expectation is as this security approach begins to be widely deployed within those government groups, state and local agencies will find

themselves having to comply as well. As such, I.T. will begin to include this in future systems planning.

- **January Advisories:** Overall, the MS-ISAC (Multi-State Information Sharing and Analysis Center) issued approximately 15 cybersecurity advisories in January of 2022 that were considered potentially critical to Public Agencies.

Marketing Update

MST RealTime Usage:

| 2021 | Text | RealTime Phone | CSR Phone | App Sessions | App Users |
|-------------|-------------|-----------------------|------------------|---------------------|------------------|
| January | 1,565 | 303 | 1,998 | 40,466 | 1,345 |
| February | 1,687 | 349 | 2,012 | 46,488 | 1,336 |
| March | 1,565 | 410 | 2,306 | 50,296 | 1,432 |
| April | 2,111 | 463 | 2,468 | 61,562 | 1,631 |
| May | 2,349 | 164** | 2,379 | 65,897 | 1,770 |
| June | 2,671 | 598 | N/A | 62,839 | 1,699 |
| July | 3,344 | 550 | N/A | 69,264 | 1,895 |
| August | 4,477 | 580 | N/A | 104,216 | 2,616 |
| September | 4,330 | 448 | N/A | 117,301 | 2,630 |
| October | 3,635 | 472 | N/A | 113,472 | 2,554 |
| November | 3,884 | 522 | N/A | 94,267 | 2,274 |
| December | 3,776 | 485 | N/A | 87,553 | 2,113 |
| 2022 | | | | | |
| January | 3,460 | 455 | N/A | 91,708 | 2,281 |

***For the period between May 5-26, MST was in the process of upgrading the telephone system, and therefore, no calls were reported.*

Transit App: For the month of January, there were a total of 330 downloads for the Transit App. The top three most popular routes that users tapped from the home screen were JAZZ A with 5,304 taps, JAZZ B with 5,287 taps, and Line 18 Monterey-Marina with 3,849 taps.

Published news stories include the following: “Transportation” (Chamber Connection – Business Roundtable, 1/17/22), “Seaside City Council agrees to purchase Broadway lot for parking” (Monterey Herald, 1/21/22), “Monterey-Salinas Transit receives federal grant to study busway, bus rapid transit” (Monterey Herald, 1/25/22), “Transportation” (Chamber Connection – Business Roundtable, 1/28/22).

Press releases sent include: “MST Bus Service on Martin Luther King Jr. Day” (1/11/22).

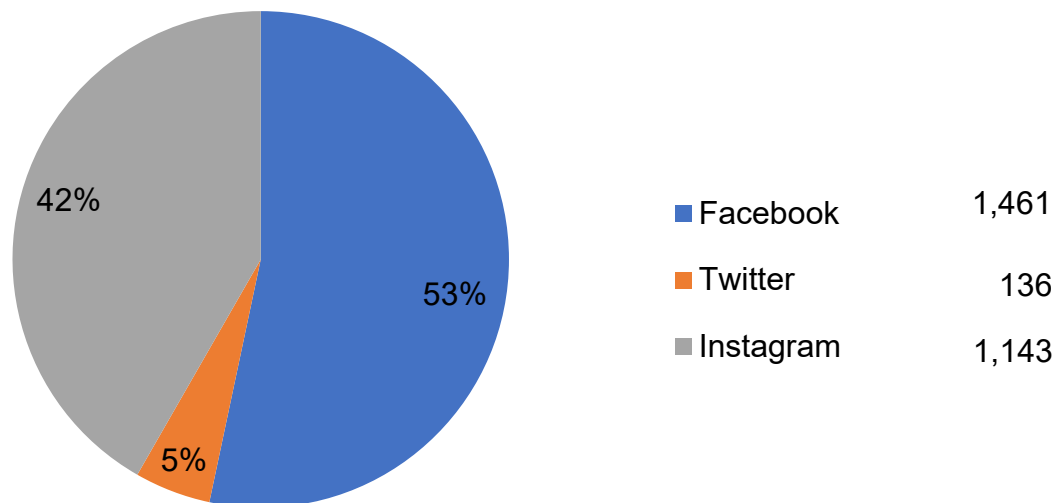
Projects: Continue to support Human Resources/Risk and Safety areas with posting of

local vaccination clinics and testing sites, recruitment messages; continue outreach to school districts and youth organizations regarding School Pass Pilot Program opportunities; present to parent clubs at Alisal High School and Washington Middle School; continue to work with CSUMB staff to create an outreach plan for the remainder of the year and coordinate purchase of MST/CSUMB swag; and, continue support of marketing and monitor performance of Contactless Fare Demonstration Project.

Collaborative/Meeting/Committees: Marketing, Outreach and Customer Service Team meeting; Greenfield USD Community Collaborative; January ARN meeting; Mobility Outreach; CAL-ITP/MST Customer Service Weekly Check In; Contactless Fare Payment Visa Promotion Preparation Weekly meeting; COVID-19 Emergency Operations Center Weekly meeting; and, MST Brand Development Project meeting.

Social Media Performance:

Social Fans



Overview by Social Media Platform:

Twitter



Facebook



Instagram



Notes: On Twitter, "following" someone means that you will see their tweets (Twitter updates) in your personal timeline. Twitter lets you see who you follow and also who is following you. Followers are people who receive other people's Twitter updates.

A Facebook "fan" is a user who likes a particular Facebook page. Users who "like" a page are able to receive updates from that page's administrator through status updates, posted content, and event invitations. A list of pages a fan has liked will appear on his or her profile page.

"Engagement" is the sum of likes and comments received by all posts.

"Traffic" is the total number of clicks on all the links posted.

Planning Update

Staff met with CSUMB, MPC and Hartnell to begin developing the 2022-2023 College Pass Program. The current college contracts expire in spring and summer 2022. Ongoing meetings will take place in the coming months to develop a consistent program across all three colleges.

MST Staff is continuing to work with the four South County Cities to implement new bus stops and establish fixed route circulator service. Currently, each of the four cities – Gonzales, Greenfield, Soledad, and King City – are working to return cost estimates for the work to MST. Once MST receives those cost estimates, staff will begin negotiation with the cities on contracts for work and any permitting that may be necessary.

Staff is evaluating the next steps for completing the Automatic Passenger Counters (APCs) implementation. The APCs are still currently not yielding an adequate amount of data that is usable per NTD's standards. Staff is preparing for the triennial NTD survey to recertify the APCs to be used in reporting measures this year.

Staff has generated and is maintaining a comprehensive bus stop database to track work orders and all bus stops and amenities within MST's network. Several bus stops

became temporarily inactive because of the COVID-19 pandemic. Staff has been compiling information from various sources to generate an up-to-date bus stop list to be used for better record-keeping.

Throughout the month, staff continued participating in meetings with various local agencies, including the Transportation Agency for Monterey County, Association of Monterey Bay Area Governments, and Blue Zones Built Environment Committee.



BUSINESS ROUNDTABLE

Bi-Weekly Roundtable and Recap

1/17/2022 – 10:00 AM

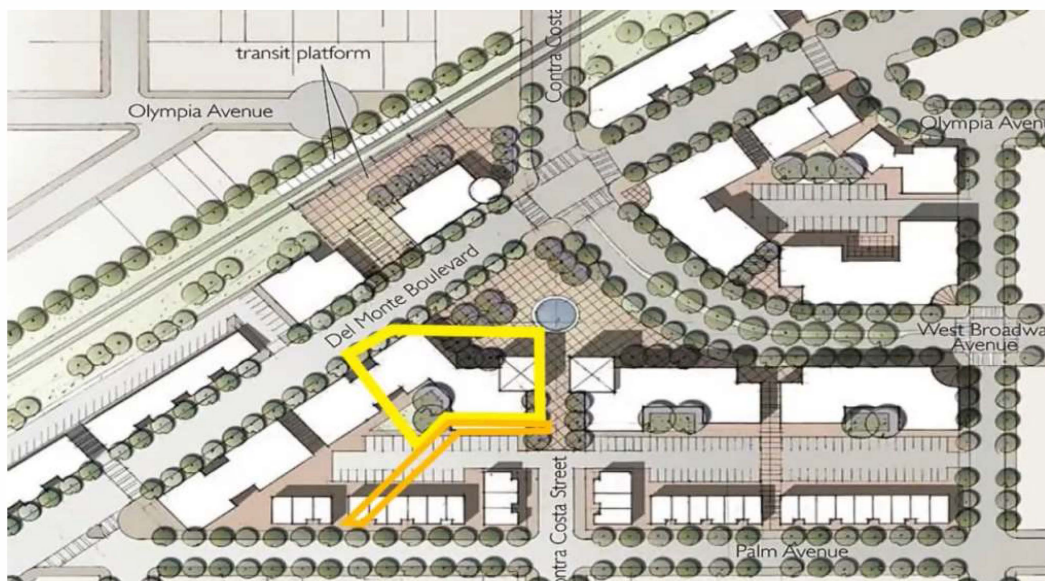
MISSION: success in two stages of the Coronavirus threat: 1.) response to the immediate threat - 2.) economic recovery when the threat diminishes.

Recap

6. Transportation. [Monterey-Salinas Transit](#) (MST) reports continued staffing challenges that has forced MST to cancel some routes. People getting vaccinations can get a free MST ride to and from the site. Students at CSMUB, MPC, and Hartnell College can ride the bus for free with a student ID.

LATEST HEADLINES

Seaside City Council agrees to purchase Broadway lot for parking



The site of Seaside's new city parking lot overlaid on a conceptual image of the West Broadway Urban Village project. (Courtesy of the city of Seaside)

By **TOM WRIGHT** | twright@montereyherald.com | Monterey Herald

PUBLISHED: January 18, 2022 at 2:12 p.m. | UPDATED: January 18, 2022 at 2:13 p.m.

The Seaside City Council voted to purchase a lot on Broadway Avenue at Del Monte Boulevard for \$1,093,000 to provide parking for the West Broadway Urban Village in the short term and to help complete the long-term vision for the area

“We’re having plenty of parking issues all over the city and we believe this is going to solve some of our issues down in the Broadway areas and also has some other long-term positive consequences,” said acting City Manager Roberta Greathouse during the Jan. 6 meeting.

The property, located at 490 Broadway Ave. and 1590 Del Monte Blvd. is primarily paved asphalt and includes a small office. According to the staff report, the property was formerly used as an automobile sales yard and it has been underutilized since the business there closed. The property is near a commercial building on Del Monte that includes an insurance office and a tailoring business.

“This is something that goes along with our West Broadway Urban Village concept and that’s something we’ve been talking about for, I don’t know, maybe a decade,” Mayor Ian Oglesby said during the meeting. “To be able to get this parcel is important for future councils to be able to move and be flexible and put in the things that the city needs.”

The city signed a lease agreement for the property on Sept. 20 to use it as overflow parking for a jazz festival. During that time, the city agreed to pursue purchasing the property for \$1 million to \$1.2 million pending appraisal. The land was appraised at the \$1,093,000 figure.

“Councilman Alexis (Garcia-Arrazola) and myself spoke to numerous businesses down there that were supportive of it,” Mayor Pro Tem Dave Pacheco said. “We spoke to two businesses this week and they reiterated the fact that parking has been a problem. They’ve had increased business but parking remains a problem.”

Pacheco suggested the city create a sign to indicate to drivers that the lot is free city-owned parking since it used to be private property used as a car lot.

The city’s plans for the area call for turning part of Contra Costa Street behind the parking into a plaza. Across Del Monte Boulevard, there are plans to create a Monterey-Salinas Transit center.

“This plaza and this property could be an integral component of making that future plan possible,” said Assistant City Manager Trevin Barber.

Pastor Ronald Britt spoke in support of the purchase during public comment.

"Parking on Broadway at this time is very limited," he said. "Even when I try to come out to go to the place where the city houses people there is very difficult parking there. So I ask that this council adopt this resolution tonight. It will make it better for the businesses on Broadway."

Before the vote, Councilman Jason Campbell asked if there is a water meter connected to the property.

"This parcel does have a Level 1 meter associated with the office use," Barber said.

LATEST HEADLINES

Monterey-Salinas Transit receives federal grant to study busway, bus rapid transit



The Marina Transit Exchange on Tuesday. (Tom Wright – Monterey Herald)

By **TOM WRIGHT** | twright@montereyherald.com | Monterey Herald

PUBLISHED: January 25, 2022 at 2:13 p.m. | UPDATED: January 25, 2022 at 2:16 p.m.

MARINA — The Federal Transit Administration recently announced it sent a \$405,000 grant to Monterey-Salinas Transit to fund transit-oriented development studies along its Surf! Busway and Bus Rapid Transit Project between Marina and Sand City.

The Monterey-Salinas Transit board approved the proposed Surf! Busway and Bus Rapid Transit Project, a bus-only lane next to Highway 1 between Marina and Sand City, in July 2021. The federal grant funding provided was allocated through the Federal Transit Administration's pilot program for Transit-Oriented Development Planning.

"This specific grant is to help the cities that will be served by the routes that operate on the Surf! Busway and (Bus Rapid Transit) to develop what is known as transit-oriented development policies and programs to support increased use of transit, pedestrian, bike and other alternatives to single-occupancy vehicles," Monterey-Salinas Transit CEO Carl Sedoryk told The Herald Tuesday. "So everything from various ordinances for parking, to land-use policies for higher-density affordable workforce housing in and around transit stations, this grant will be used to help these cities identify strategies that they might be missing."

Sedoryk said the transit agency is preparing to embark on the final design stages of the project and start a public outreach process within the communities that will be served by the project over the next year.

"One of the most persistent rumors that I hear is that this is somehow a bus line that only goes from Sand City to Marina and the buses turn around and it's not that," Sedoryk said. "What it is is a busway that all of our MST routes that are currently on Highway 1, and there are many of them, will be able to use to bypass traffic whether the route is stopping in Sand City or continuing on all the way to Monterey."

Sedoryk said the Line 20 bus that goes from Salinas to Monterey, the busiest line for the agency, will benefit along with the other bus lines that traverse Highway 1 between Marina and Sand City. He said the project will also benefit the lines that use the bus rapid transit portion of the project while also decreasing traffic for those driving in their own vehicles.

"The bus rapid transit portion is coordinated signals — traffic signal prioritization where the buses might get a little jump on traffic like we currently have at Aguajito

Road in Monterey," he said.

Sedoryk said the policies funded by the grant are an important step in moving the project forward and will help in making the project work best for the people it will serve.

“Having those policies under development is important to our federal funding partners and they would like to see that in place before they provide us with a grant to actually start construction,” he said. “As we will be depending on federal funds to cobble together the funding for this project, having this grant in place helps check that box that makes us more likely to be funded.”

After the Monterey-Salinas Transit board approved the Surf! Busway and Bus Rapid Transit Project last year, the transit agency is now working on how the project will be funded, tapping various state and federal programs.

In a press release, Rep. Jimmy Panetta (D-Carmel Valley) said the investment will help reduce Central Coast commute times and carbon output, which will improve the environment.

“Traffic, congestion, and vehicle emissions have increased substantially along Highway 1 between Marina and Sand City,” Panetta said. “Fortunately, the MST Busway and Bus Rapid Transit Project will help mitigate those issues with its bus-only lanes. I’m proud to announce that the federal government is playing its part by providing a significant amount of federal funding to ensure the success of local transit projects.”

The project is still in the early stages, Sedoryk said, but he’s looking forward to seeing the end results in coming years.

“If that 20 (bus line) can go faster than traffic during commute hours, that in and of itself will drive more people to ride the bus when they see it passing them by,” he said. “This project will allow that to happen.”



The proposed Monterey-Salinas Transit busway would start at Palm Avenue and Del Monte Boulevard in Marina and head south to Sand City. (Tom Wright – Monterey Herald)



**A Weekly Newsletter Promoting Monterey County:
Open for Business**

Friday, Jan. 28, 2022

Edition 916



The *SURF!* Busway and Bus Rapid Transit project is part of a larger effort to reduce regional congestion along Highway 1 and enhance transit connections within the Monterey Peninsula. *Photo courtesy of Transportation Agency for Monterey County.*

Monterey-Salinas Transit receives federal grant to study busway, bus rapid transit



The Federal Transit Administration has awarded a \$405,000 grant to Monterey-Salinas Transit (MCBC member) to fund transit-oriented development studies along its Surf! Busway and Bus Rapid Transit Project.

The Monterey-Salinas Transit board approved the proposed Surf! Busway and Bus Rapid Transit Project, a bus-only lane next to Highway 1 between Marina and Sand City, in July 2021. The federal grant funding provided was allocated through the

Federal Transit Administration's pilot program for Transit-Oriented Development Planning.

"This specific grant is to help the cities that will be served by the routes that operate on the Surf! Busway and (Bus Rapid Transit) to develop what is known as transit-oriented development policies and programs to support increased use of transit, pedestrian, bike and other alternatives to single-occupancy vehicles," Monterey-Salinas Transit CEO Carl Sedoryk told The Herald on Tuesday. "So everything from various ordinances for parking, to land-use policies for higher-density affordable workforce housing in and around transit stations, this grant will be used to help these cities identify strategies that they might be missing." [Read more](#)

Source: Monterey County Herald

Board Report

MONTEREY-SALINAS TRANSIT DISTRICT

February 28, 2022 2:59 PM

Page 1

LLEE

Vendor Ledger Entry: Posting Date: 01/01/22..01/31/22

| Check Date | Check No. | No. | Name | Description | Amount (\$) |
|------------|-----------|--------|-------------------------------|---|-------------|
| 01/07/22 | 61857 | AFLAC | AFLAC | SUPPLEMENTAL INS - DECEMBER 2021 | 6,093.44 |
| 01/07/22 | 61858 | ALL13 | ALLIED UNIVERSAL COMPANY | FY22 PATROL - NOV. 2021 | 21,470.18 |
| 01/07/22 | 61858 | ALL13 | ALLIED UNIVERSAL COMPANY | FY22 PATROL -OCT. 2021 | 20,745.76 |
| 01/07/22 | 61859 | ALV11 | ALVAREZ TECHNOLOGY GROUP, INC | Dell Server Support - MSTIVR | 972.58 |
| 01/07/22 | 61860 | AME50 | AMERICAN SUPPLY COMPANY | FY22 SUPPLIES | 130.94 |
| 01/07/22 | 61860 | AME50 | AMERICAN SUPPLY COMPANY | FY22 SUPPLIES | 2,021.13 |
| 01/07/22 | 61860 | AME50 | AMERICAN SUPPLY COMPANY | FY22 SUPPLIES | 256.71 |
| 01/07/22 | 61860 | AME50 | AMERICAN SUPPLY COMPANY | FY22 SHOP & UTILITY SUPPLIES | 166.28 |
| 01/07/22 | 61861 | AND2M | ANDERSEN'S LOCK AND SAFE, INC | FY22 LOCK REPAIRS/MAINT | 167.52 |
| 01/07/22 | 61861 | AND2M | ANDERSEN'S LOCK AND SAFE, INC | FY22 LOCK REPAIRS/MAINT | 120.00 |
| 01/07/22 | 61862 | ATT15 | AT&T MOBILITY | MIS SUPPORT | 3,389.72 |
| 01/07/22 | 61863 | NOV10 | BILL'S WINDSHIELD REPAIR | WINDSHIELD REPAIRS | 50.00 |
| 01/07/22 | 61864 | CSC10 | C S C OF SALINAS | FY22 SHOP SUPPLIES/VEHICLE PARTS | 329.94 |
| 01/07/22 | 61864 | CSC10 | C S C OF SALINAS | FY22 SHOP SUPPLIES/VEHICLE PARTS | 97.13 |
| 01/07/22 | 61864 | CSC10 | C S C OF SALINAS | FY22 SHOP SUPPLIES/VEHICLE PARTS | 209.82 |
| 01/07/22 | 61864 | CSC10 | C S C OF SALINAS | FY22 SHOP SUPPLIES/VEHICLE PARTS | 56.44 |
| 01/07/22 | 61864 | CSC10 | C S C OF SALINAS | FY22 SHOP SUPPLIES/VEHICLE PARTS | 163.40 |
| 01/07/22 | 61864 | CSC10 | C S C OF SALINAS | FY22 SHOP SUPPLIES/VEHICLE PARTS | 22.99 |
| 01/07/22 | 61865 | CAL84 | CALIF TRANSIT INS POOL | FY22 Liability Insurance 5/1/21-5/1/22 | 134,530.61 |
| 01/07/22 | 61866 | CAL20 | CALIFORNIA AMERICAN WATER | WATER SERVICE | 981.48 |
| 01/07/22 | 61866 | CAL20 | CALIFORNIA AMERICAN WATER | WATER SERVICE | 694.35 |
| 01/07/22 | 61866 | CAL20 | CALIFORNIA AMERICAN WATER | WATER SERVICE | 80.57 |
| 01/07/22 | 61867 | CAR2W | CARLON'S FIRE EXTINGUISHER | FY22 FIRST AID SUPPLIES/FIRE EXTINGUISH | 147.50 |
| 01/07/22 | 61868 | CIN20 | CINTAS CORPORATION | FY22 UNIFORM LAUNDRY | 1,184.62 |
| 01/07/22 | 61868 | CIN20 | CINTAS CORPORATION | FY22 UNIFORM LAUNDRY | 897.38 |
| 01/07/22 | 61868 | CIN20 | CINTAS CORPORATION | FY22 UNIFORM LAUNDRY | 500.69 |
| 01/07/22 | 61868 | CIN20 | CINTAS CORPORATION | FY22 UNIFORM LAUNDRY | 228.03 |
| 01/07/22 | 61869 | COM10 | COMMERCIAL TRUCK CO. | 1089 | 330.43 |
| 01/07/22 | 61869 | COM10 | COMMERCIAL TRUCK CO. | 1105 | 181.98 |
| 01/07/22 | 61870 | CON50 | CONSOLIDATED ELECTRICAL | FY22 BLDG MAINT SUPPLIES | 89.59 |
| 01/07/22 | 61871 | CYP05 | CYPRESS COAST FORD-L/M | SUPPORT VEHICLE PARTS | 118.07 |
| 01/07/22 | 61872 | DALROJ | DALIA ROJAS | GARNISH/1897 | 230.77 |
| 01/07/22 | 61873 | DANMER | DANIEL MERILLANA | 5nts Jan 9-14 San Jose CA TSI Training | 370.00 |
| 01/07/22 | 61874 | DEC10 | DECALS BY DESIGN INC. | GREEN EXPIRES 2023 TAXI STICKER | 604.76 |
| 01/07/22 | 61875 | DEV10 | DEVIN-DURHAM-BURK | GARNISH/1877 | 69.23 |
| 01/07/22 | 61876 | DUN10 | DUNN-EDWARDS CORPORATION | FY22 PAINTING SUPPLIES | 221.15 |
| 01/07/22 | 61876 | DUN10 | DUNN-EDWARDS CORPORATION | FY22 PAINTING SUPPLIES | 234.15 |
| 01/07/22 | 61877 | EMMDIM | EMMANUEL DIMAS | 5nts Jan 9-14 San Jose CA TSI Training | 370.00 |
| 01/07/22 | 61878 | EDD30 | EMPLOYMENT DEVELOPMENT DEPT | GARNISH/2479 | 260.26 |
| 01/07/22 | 61879 | PAS10 | ERNESTO CARDENAS | FY22 LANDSCAPING | 670.00 |
| 01/07/22 | 61879 | PAS10 | ERNESTO CARDENAS | FY22 LANDSCAPING | 800.00 |
| 01/07/22 | 61879 | PAS10 | ERNESTO CARDENAS | FY22 LANDSCAPING | 1,720.00 |
| 01/07/22 | 61879 | PAS10 | ERNESTO CARDENAS | FY22 LANDSCAPING | 2,315.00 |
| 01/07/22 | 61879 | PAS10 | ERNESTO CARDENAS | FY22 LANDSCAPING | 570.00 |
| 01/07/22 | 61880 | FAS20 | FASTENAL COMPANY | FY22 BUILDING AND EQUIPMENT MAINT | 70.63 |
| 01/07/22 | 61880 | FAS20 | FASTENAL COMPANY | FY22 MAINT SUPPLIES/VEH MAINT PARTS | 296.88 |
| 01/07/22 | 61880 | FAS20 | FASTENAL COMPANY | FY22 MAINT SUPPLIES/VEH MAINT PARTS | 457.67 |

Board Report

MONTEREY-SALINAS TRANSIT DISTRICT

February 28, 2022 3:12 PM

Page 2

LLEE

| Check Date | Check No. | No. | Name | Description | Amount (\$) |
|------------|-----------|-------|------------------------------------|--|-------------|
| 01/07/22 | 61880 | FAS20 | FASTENAL COMPANY | FY22 MAINT SUPPLIES/VEH MAINT PARTS | 264.45 |
| 01/07/22 | 61881 | FRA70 | FRANCHISE TAX BOARD | GARNISH/2091 | 125.00 |
| 01/07/22 | 61881 | FRA70 | FRANCHISE TAX BOARD | GARNISH/2350 | 50.00 |
| 01/07/22 | 61881 | FRA70 | FRANCHISE TAX BOARD | GARNISH/2346 | 576.55 |
| 01/07/22 | 61882 | GOO1S | GOODYEAR TIRE - RUBBER CO | FY22 TIRE LEASE & SERVICE CONTRACT | 6,930.00 |
| 01/07/22 | 61882 | GOO1S | GOODYEAR TIRE - RUBBER CO | FY22 TIRE LEASE & SERVICE CONTRACT | 8,783.87 |
| 01/07/22 | 61886 | GRA30 | GRAINGER | FY22 SHOP/ MAINT SUPPLIES | 41.16 |
| 01/07/22 | 61886 | GRA30 | GRAINGER | FY22 SHOP/ MAINT SUPPLIES | 19.07 |
| 01/07/22 | 61886 | GRA30 | GRAINGER | FY22 SHOP/ MAINT SUPPLIES | 41.82 |
| 01/07/22 | 61886 | GRA30 | GRAINGER | FY22 SHOP/ MAINT SUPPLIES | 56.81 |
| 01/07/22 | 61886 | GRA30 | GRAINGER | FY22 SHOP/ MAINT SUPPLIES | 6.96 |
| 01/07/22 | 61886 | GRA30 | GRAINGER | FY22 SHOP/ MAINT SUPPLIES | 78.78 |
| 01/07/22 | 61886 | GRA30 | GRAINGER | FY22 SHOP/ MAINT SUPPLIES | 66.22 |
| 01/07/22 | 61886 | GRA30 | GRAINGER | FY22 SHOP/ MAINT SUPPLIES | 62.41 |
| 01/07/22 | 61886 | GRA30 | GRAINGER | FY22 SHOP/ MAINT SUPPLIES | 70.68 |
| 01/07/22 | 61886 | GRA30 | GRAINGER | FY22 SHOP/ MAINT SUPPLIES | 2.69 |
| 01/07/22 | 61886 | GRA30 | GRAINGER | FY22 SHOP/ MAINT SUPPLIES | 6.69 |
| 01/07/22 | 61886 | GRA30 | GRAINGER | FY22 BUILDING / EQUIPMENT MAINT | 488.42 |
| 01/07/22 | 61886 | GRA30 | GRAINGER | FY22 BUILDING / EQUIPMENT MAINT | 7.30 |
| 01/07/22 | 61886 | GRA30 | GRAINGER | FY22 BUILDING / EQUIPMENT MAINT | 397.04 |
| 01/07/22 | 61886 | GRA30 | GRAINGER | FY22 BUILDING / EQUIPMENT MAINT | 95.09 |
| 01/07/22 | 61886 | GRA30 | GRAINGER | FY22 BUILDING / EQUIPMENT MAINT | 79.16 |
| 01/07/22 | 61886 | GRA30 | GRAINGER | FY22 BUILDING / EQUIPMENT MAINT | 21.83 |
| 01/07/22 | 61886 | GRA30 | GRAINGER | FY22 BUILDING / EQUIPMENT MAINT | 704.58 |
| 01/07/22 | 61886 | GRA30 | GRAINGER | FY22 BUILDING / EQUIPMENT MAINT | 16.35 |
| 01/07/22 | 61886 | GRA30 | GRAINGER | FY22 BUILDING / EQUIPMENT MAINT | 80.42 |
| 01/07/22 | 61886 | GRA30 | GRAINGER | FY22 BUILDING / EQUIPMENT MAINT | 206.15 |
| 01/07/22 | 61886 | GRA30 | GRAINGER | FY22 BUILDING / EQUIPMENT MAINT | 179.90 |
| 01/07/22 | 61886 | GRA30 | GRAINGER | FY22 BUILDING / EQUIPMENT MAINT | 203.20 |
| 01/07/22 | 61886 | GRA30 | GRAINGER | FY22 BUILDING / EQUIPMENT MAINT | 25.09 |
| 01/07/22 | 61886 | GRA30 | GRAINGER | FY22 BUILDING / EQUIPMENT MAINT | 215.03 |
| 01/07/22 | 61886 | GRA30 | GRAINGER | FY22 BUILDING / EQUIPMENT MAINT | 214.07 |
| 01/07/22 | 61886 | GRA30 | GRAINGER | FY22 BUILDING / EQUIPMENT MAINT | 420.45 |
| 01/07/22 | 61886 | GRA30 | GRAINGER | FY22 BUILDING / EQUIPMENT MAINT | 272.42 |
| 01/07/22 | 61886 | GRA30 | GRAINGER | FY22 BUILDING / EQUIPMENT MAINT | 557.14 |
| 01/07/22 | 61886 | GRA30 | GRAINGER | FY22 BUILDING / EQUIPMENT MAINT | 498.51 |
| 01/07/22 | 61886 | GRA30 | GRAINGER | FY22 BUILDING / EQUIPMENT MAINT | 58.96 |
| 01/07/22 | 61886 | GRA30 | GRAINGER | FY22 BUILDING / EQUIPMENT MAINT | 43.39 |
| 01/07/22 | 61887 | GRE30 | GREEN RUBBER-KENNEDY AG | FY22 BUS WASHER SUPPLIES | 417.97 |
| 01/07/22 | 61888 | GRE50 | GREEN VALLEY INDUSTRIAL SUPPLY INC | FY22 BUILDING AND EQUIPMENT MAINT | 51.11 |
| 01/07/22 | 61889 | GRO11 | GROWER-SHIPPER ASSOCIATION | MST Membership Dues for 2022 | 700.00 |
| 01/07/22 | 61890 | HDR10 | HDR ENGINEERING, INC. | FY21 ZERO EMISSION BUS ANALYSIS & ROLL | 2,106.00 |
| 01/07/22 | 61891 | ICM10 | ICMA RETIREMENT TRUST-457 | EE CONTRIBUTIONS | 1,240.38 |
| 01/07/22 | 61892 | IMP10 | IMPERIAL SUPPLIES LLC | FY22 SHOP SUPPLIES | 137.92 |
| 01/07/22 | 61892 | IMP10 | IMPERIAL SUPPLIES LLC | FY22 SHOP SUPPLIES | 695.60 |
| 01/07/22 | 61893 | IPR10 | iPRINT TECHNOLOGIES | FY22 TONER CARTRIDGE | 361.62 |
| 01/07/22 | 61894 | JOH20 | JOHNSON ASSOCIATES | FY22 VEHICLE MAINT PARTS | 6.50 |
| 01/07/22 | 61895 | KEL20 | KELLY-MOORE PAINT CO | FY22 PAINT SUPPLIES | 6.03 |

Board Report

February 28, 2022 3:12 PM

MONTEREY-SALINAS TRANSIT DISTRICT

Page 3

LLEE

| Check Date | Check No. | No. | Name | Description | Amount (\$) |
|------------|-----------|--------|------------------------------------|-------------------------------------|-------------|
| 01/07/22 | 61895 | KEL20 | KELLY-MOORE PAINT CO | FY22 PAINT SUPPLIES | 163.82 |
| 01/07/22 | 61895 | KEL20 | KELLY-MOORE PAINT CO | FY22 PAINT SUPPLIES | 9.17 |
| 01/07/22 | 61895 | KEL20 | KELLY-MOORE PAINT CO | FY22 PAINT SUPPLIES | 57.61 |
| 01/07/22 | 61896 | KIR30 | KIRK'S AUTOMOTIVE, INC. | 1078 | 8.08 |
| 01/07/22 | 61897 | KOP10 | KOPIS, LLC. | NAVION UPGRADE TO DYNAMICS BC 19.0 | 15,600.00 |
| 01/07/22 | 61898 | LAN10 | LANGUAGE LINE SERVICES | FY22 LANGUAGE INTERPRETATION/TRANSL | 110.50 |
| 01/07/22 | 61899 | LIE20 | LIEBERT CASSIDY WHITMORE | MEMBERSHIP/TRAINING 1/1/22-12/31/22 | 4,110.00 |
| 01/07/22 | 61900 | LIF10 | LIFT-U | 1036 | 34.64 |
| 01/07/22 | 61901 | MSB10 | M & S BUILDING SUPPLY, INC. | FY22 BUILDING / EQUIPMENT MAINT | 64.58 |
| 01/07/22 | 61902 | MAR27 | MARINA COAST WATER DIST | WATER SERVICE/MTX | 290.85 |
| 01/07/22 | 61903 | MON38 | MONTEREY COUNTY SHERIFF | GARNISH/2297 | 551.34 |
| 01/07/22 | 61903 | MON38 | MONTEREY COUNTY SHERIFF | GARNISH/2382 | 461.79 |
| 01/07/22 | 61904 | MCV10 | MONTEREY COUNTY VINTNERS & GROW | MEMBERSHIP DUES- SILVER 2022 | 295.00 |
| 01/07/22 | 61905 | MON51 | MONTEREY ONE WATER | SEWER SERVICE | 97.44 |
| 01/07/22 | 61905 | MON51 | MONTEREY ONE WATER | SEWER SERVICE | 48.72 |
| 01/07/22 | 61906 | MVT11 | MV TRANSPORTATION INC. | CONTRACT TRANSPORTATION-11/21 | 583,923.95 |
| 01/07/22 | 61906 | MVT11 | MV TRANSPORTATION INC. | RAPID RESPONSE TEST SERVER 11/21 | 457.00 |
| 01/07/22 | 61906 | MVT11 | MV TRANSPORTATION INC. | FAREBOX COLLECTION 11/21 | -7,516.34 |
| 01/07/22 | 61906 | MVT11 | MV TRANSPORTATION INC. | COVID-19 DAILY BUS SANITATION 11/21 | 9,164.80 |
| 01/07/22 | 61907 | MYN10 | MY NISSAN KIA | 1113 | 102.26 |
| 01/07/22 | 61908 | NAV10 | NAVIA BENEFIT SOLUTIONS CLIENT PAY | 12/1/21 - 12/31/21 | 355.55 |
| 01/07/22 | 61909 | NAV10 | NAVIA BENEFIT SOLUTIONS CLIENT PAY | FSA | 1,551.14 |
| 01/07/22 | 61910 | NAV10 | NAVIA BENEFIT SOLUTIONS CLIENT PAY | FSA | 1,551.14 |
| 01/07/22 | 61911 | NAV10 | NAVIA BENEFIT SOLUTIONS CLIENT PAY | FSA | 1,551.14 |
| 01/07/22 | 61912 | NORCAL | NORCAL KENWORTH SERVICE | 1106 | 445.74 |
| 01/07/22 | 61912 | NORCAL | NORCAL KENWORTH SERVICE | 1106 | 1,098.36 |
| 01/07/22 | 61912 | NORCAL | NORCAL KENWORTH SERVICE | 1162 | 133.09 |
| 01/07/22 | 61912 | NORCAL | NORCAL KENWORTH SERVICE | 1101 | 549.18 |
| 01/07/22 | 61912 | NORCAL | NORCAL KENWORTH SERVICE | 1101 | 222.87 |
| 01/07/22 | 61913 | OKL10 | OKLAHOMA DEPT OF HUMAN SVCS | GARNISH/2155 | 311.84 |
| 01/07/22 | 61914 | PAC20 | PACIFIC GAS AND ELECTRIC CO | UTILITIES | 2,604.70 |
| 01/07/22 | 61914 | PAC20 | PACIFIC GAS AND ELECTRIC CO | UTILITIES | 19,639.17 |
| 01/07/22 | 61915 | PDQ10 | PDQ.COM CORPORATION | PDQ Deploy PDQ Inventory | 900.00 |
| 01/07/22 | 61916 | PIT20 | PITNEY BOWES | SUPPLIES / METER RENTAL | 100.00 |
| 01/07/22 | 61916 | PIT20 | PITNEY BOWES | SUPPLIES / METER RENTAL | 301.50 |
| 01/07/22 | 61917 | PIT10 | PITNEY BOWES GLOBAL | POSTAGE MACHINE RENTAL | 131.64 |
| 01/07/22 | 61918 | PIT10 | PITNEY BOWES GLOBAL | POSTAGE MACHINE RENTAL | 153.49 |
| 01/07/22 | 61919 | PRE30 | PREMIUM AUTO PARTS INC. | VEHICLE MAINT PARTS/SHOP SUPPLIES | 26.18 |
| 01/07/22 | 61920 | SAF20 | SAFETEQUIP, INC. | FY22 SAFETY & PROTECTIVE SUPPLIES | 186.85 |
| 01/07/22 | 61920 | SAF20 | SAFETEQUIP, INC. | FY22 SAFETY & PROTECTIVE SUPPLIES | 300.35 |
| 01/07/22 | 61920 | SAF20 | SAFETEQUIP, INC. | FY22 SAFETY & PROTECTIVE SUPPLIES | 121.05 |
| 01/07/22 | 61920 | SAF20 | SAFETEQUIP, INC. | FY22 SAFETY & PROTECTIVE SUPPLIES | 164.20 |
| 01/07/22 | 61921 | SAF1S | SAFETY-KLEEN CORP | FY22 HAZ WASTE SOLVENT FOR SHOP | 696.84 |
| 01/07/22 | 61922 | SALTOY | SALINAS TOYOTA SCION HYUNDAI | SUPPORT VEHICLE REPAIR | 117.64 |
| 01/07/22 | 61922 | SALTOY | SALINAS TOYOTA SCION HYUNDAI | SUPPORT VEHICLE REPAIR | 9.49 |
| 01/07/22 | 61923 | SAL12 | SALINAS VALLEY SOLID WASTE AUTHOR | Acct#2018004 - 12/1/21-12/31/21 | 172.00 |
| 01/07/22 | 61924 | SPR10 | SPRINT | CELL PHONE SERVICE | 58.60 |
| 01/07/22 | 61925 | TAR10 | TARGET PEST CONTROL, INC. | FY22 PEST CONTROL | 40.00 |

Board Report

MONTEREY-SALINAS TRANSIT DISTRICT

February 28, 2022 3:12 PM

Page 4

LLEE

| Check Date | Check No. | No. | Name | Description | Amount (\$) |
|------------|------------|--------|--------------------------------|---|-------------|
| 01/07/22 | 61925 | TAR10 | TARGET PEST CONTROL, INC. | FY22 PEST CONTROL | 350.00 |
| 01/07/22 | 61925 | TAR10 | TARGET PEST CONTROL, INC. | FY22 PEST CONTROL | 120.00 |
| 01/07/22 | 61926 | TEC20 | TEC EQUIPMENT | | -530.96 |
| 01/07/22 | 61926 | TEC20 | TEC EQUIPMENT | 1099 | 102.66 |
| 01/07/22 | 61926 | TEC20 | TEC EQUIPMENT | 1338 | 464.83 |
| 01/07/22 | 61926 | TEC20 | TEC EQUIPMENT | 1107 | 1,620.05 |
| 01/07/22 | 61927 | HAR30 | THE HARTFORD | LIFE INSURANCE - 1/1/22 - 1/31/22 | 3,346.57 |
| 01/07/22 | 61928 | JAN10 | THE JANEK CORPORATION | FY22 Farebox Parts | 524.40 |
| 01/07/22 | 61928 | JAN10 | THE JANEK CORPORATION | FY22 Farebox Parts | 284.05 |
| 01/07/22 | 61929 | TRA1S | TRANSAMERICA LIFE INSURANCE CO | SUPPLEMENTAL LIFE INS. | 104.97 |
| 01/07/22 | 61930 | TRA11 | TRANSLOC INC | On Demand for 5 vehicles | 2,500.00 |
| 01/07/22 | 61931 | UNI19 | UNITED PARCEL SERVICE | FREIGHT | 17.92 |
| 01/07/22 | 61932 | VER40 | VERIZON WIRELESS | WIRELESS SERVICE | 52.37 |
| 01/07/22 | 61933 | WOR55 | WORK WORLD AMERICA INC | FY22 SAFETY BOOTS - KUBULAN, A | 174.79 |
| | | | | | 884,041.18 |
| 01/11/22 | 61934 | DAVBUR | DAVID BURNETT | DAVID BURNETT-DIRECTOR FEES | 100.00 |
| 01/11/22 | 61935 | DAVPAC | DAVID PACHECO | DAVID PACHECO-DIRECTOR FEES | 100.00 |
| 01/11/22 | 61936 | ALE20 | LUIS ALEJO | LUIS ALEJO-DIRECTOR FEES | 100.00 |
| 01/11/22 | 61937 | MAR60 | MARIA YANELY MARTINEZ | MARIA YANELY MARTINEZ-DIRECTOR FEES | 100.00 |
| 01/11/22 | 61938 | CAR65 | MARY ANN CARBONE | MARY ANN CARBONE-DIRECTOR FEES | 100.00 |
| 01/11/22 | 61939 | MICLEB | MICHAEL Le BARRE | MICHAEL Le BARRE-DIRECTOR FEES | 100.00 |
| 01/11/22 | 61940 | COA50 | SC FUELS | FY22 DIESEL CJW & TDA & KC | 27,826.93 |
| 01/11/22 | 61940 | COA50 | SC FUELS | FY22 DIESEL CJW & TDA & KC | 25,621.24 |
| 01/11/22 | 61940 | COA50 | SC FUELS | FY22 DIESEL CJW & TDA & KC | 24,658.04 |
| 01/11/22 | 61941 | SCL10 | SC LUBRICANTS LLC | FY22 GAS & DEF | 2,454.16 |
| 01/11/22 | 61941 | SCL10 | SC LUBRICANTS LLC | FY22 GAS & DEF | 829.22 |
| | | | | | 81,989.59 |
| 01/11/22 | ACH0000197 | VEL20 | ANNA M. VELAZQUEZ | ANNA M. VELAZQUEZ-DIRECTOR FEES | 100.00 |
| 01/11/22 | ACH0000198 | ALB20 | DANIEL T. ALBERT | DANIEL T. ALBERT-DIRECTOR FEES | 100.00 |
| 01/11/22 | ACH0000199 | JEFBAR | JEFFREY BARON | JEFFREY BARON-DIRECTOR FEES | 100.00 |
| 01/11/22 | ACH0000200 | JOSAME | JOSEPH A. AMELIO | JOSEPH A. AMELIO-DIRECTOR FEES | 100.00 |
| 01/11/22 | ACH0000201 | WOR11 | LORRAINE WORTHY | LORRAINE WORTHY-DIRECTOR FEES | 100.00 |
| 01/11/22 | ACH0000202 | BAR50 | TONY BARRERA | TONY BARRERA-DIRECTOR FEES | 100.00 |
| | | | | | 600.00 |
| 01/11/22 | 61943 | MON21 | MBS BUSINESS SYSTEMS | FY22 COPIER MAINTENANCE | 444.72 |
| 01/11/22 | 61943 | MON21 | MBS BUSINESS SYSTEMS | COPIER MAINTENANCE | -324.74 |
| 01/11/22 | 61943 | MON21 | MBS BUSINESS SYSTEMS | COPIER MAINTENANCE | 324.74 |
| 01/11/22 | 61943 | MON21 | MBS BUSINESS SYSTEMS | COPIER MAINTENANCE | -324.74 |
| | | | | | 119.98 |
| 01/21/22 | 61946 | ACC40 | ACCURATE BACKGROUND, INC | FY22 Background Services - 11/1/21-11/30/21 | 695.95 |

Board Report

February 28, 2022 3:12 PM

MONTEREY-SALINAS TRANSIT DISTRICT

Page 5

LLEE

| Check Date | Check No. | No. | Name | Description | Amount (\$) |
|------------|-----------|--------|----------------------------------|--|-------------|
| 01/21/22 | 61947 | AIR10 | AIRTEC SERVICE | FY22 HVAC SERVICE FOR 2021/2022 | 1,969.00 |
| 01/21/22 | 61948 | ALL40 | ALL AMERICAN MAILING, INC. | Mailing Annual Report 2021 | 1,108.45 |
| 01/21/22 | 61949 | DRI10 | ALLIANT INSURANCE SERVICES, INC. | RTA Director's and Officer's Liability | 16,611.88 |
| 01/21/22 | 61950 | ALV11 | ALVAREZ TECHNOLOGY GROUP, INC | FY22 - Agreement Cloudfinder Backup | 232.50 |
| 01/21/22 | 61950 | ALV11 | ALVAREZ TECHNOLOGY GROUP, INC | FY22 Connectwise, Auvik, IT Glue Support | 1,058.14 |
| 01/21/22 | 61950 | ALV11 | ALVAREZ TECHNOLOGY GROUP, INC | FY22 - Agreement CyberProtect Managed Servic | 8,000.00 |
| 01/21/22 | 61950 | ALV11 | ALVAREZ TECHNOLOGY GROUP, INC | FY22 - Threatlocker | 798.00 |
| 01/21/22 | 61950 | ALV11 | ALVAREZ TECHNOLOGY GROUP, INC | VMware Support and Subscription Production | 6,205.40 |
| 01/21/22 | 61951 | AMA10 | AMALGAMATED TRANSIT UNION | UNION DUES | 11,843.00 |
| 01/21/22 | 61952 | ATT10 | AT&T | TELEPHONE SERVICE | 729.75 |
| 01/21/22 | 61953 | ATT16 | AT&T CALNET | 12/6/21-1/5/22 | 643.62 |
| 01/21/22 | 61953 | ATT16 | AT&T CALNET | 12/1/21-12/31/21 | 37.44 |
| 01/21/22 | 61953 | ATT16 | AT&T CALNET | 12/1/21-12/31/21 | 2,443.38 |
| 01/21/22 | 61954 | NOV10 | BILL'S WINDSHIELD REPAIR | WINDSHIELD REPAIRS | 50.00 |
| 01/21/22 | 61955 | BLA11 | BLACK OAK CLEANING SERVICES | Custodial Services King City | 4,800.00 |
| 01/21/22 | 61956 | BRI15 | BRINK'S, INC. | ARMORED CAR SERVICE | 7,067.55 |
| 01/21/22 | 61956 | BRI15 | BRINK'S, INC. | ARMORED CAR SERVICE | 1,702.57 |
| 01/21/22 | 61957 | CSC10 | C S C OF SALINAS | FY22 SHOP SUPPLIES/VEHICLE PARTS | 403.30 |
| 01/21/22 | 61957 | CSC10 | C S C OF SALINAS | FY22 SHOP SUPPLIES/VEHICLE PARTS | 340.43 |
| 01/21/22 | 61957 | CSC10 | C S C OF SALINAS | FY22 SHOP SUPPLIES/VEHICLE PARTS | 29.02 |
| 01/21/22 | 61957 | CSC10 | C S C OF SALINAS | FY22 SHOP SUPPLIES/VEHICLE PARTS | 91.31 |
| 01/21/22 | 61958 | CAL84 | CALIF TRANSIT INS POOL | LIAB/PHY. DAMAGE INS - DEC. 2021 | 2,773.09 |
| 01/21/22 | 61959 | CAL92 | CALIFORNIA WATER SERV CO | WATER SERVICE | 42.27 |
| 01/21/22 | 61960 | CHI20 | CHIDLAW MARKETING | MARKETING SERVICES - 3 year contract 2018- | 2,063.00 |
| 01/21/22 | 61962 | CIN20 | CINTAS CORPORATION | FY22 UNIFORM LAUNDRY | 914.50 |
| 01/21/22 | 61962 | CIN20 | CINTAS CORPORATION | FY22 UNIFORM LAUNDRY | 427.96 |
| 01/21/22 | 61962 | CIN20 | CINTAS CORPORATION | FY22 UNIFORM LAUNDRY | 421.13 |
| 01/21/22 | 61962 | CIN20 | CINTAS CORPORATION | FY22 UNIFORM LAUNDRY | 897.38 |
| 01/21/22 | 61962 | CIN20 | CINTAS CORPORATION | FY22 UNIFORM LAUNDRY | 1,128.49 |
| 01/21/22 | 61962 | CIN20 | CINTAS CORPORATION | FY22 UNIFORM LAUNDRY | 1,073.92 |
| 01/21/22 | 61962 | CIN20 | CINTAS CORPORATION | FY22 UNIFORM LAUNDRY | 499.11 |
| 01/21/22 | 61962 | CIN20 | CINTAS CORPORATION | FY22 UNIFORM LAUNDRY | 228.03 |
| 01/21/22 | 61962 | CIN20 | CINTAS CORPORATION | FY22 UNIFORM LAUNDRY | 224.52 |
| 01/21/22 | 61962 | CIN20 | CINTAS CORPORATION | FY22 UNIFORM LAUNDRY | 499.11 |
| 01/21/22 | 61962 | CIN20 | CINTAS CORPORATION | FY22 UNIFORM LAUNDRY | 218.67 |
| 01/21/22 | 61963 | COM10 | COMMERCIAL TRUCK CO. | 1033 | 226.70 |
| 01/21/22 | 61963 | COM10 | COMMERCIAL TRUCK CO. | 1105 | 204.17 |
| 01/21/22 | 61964 | COM36 | COMMUNITY PRINTERS | 2021 Annual Report Printing (1200 pcs) | 5,603.00 |
| 01/21/22 | 61964 | COM36 | COMMUNITY PRINTERS | 2021 Annual Report Envelopes (1200 pcs) | 404.88 |
| 01/21/22 | 61965 | CON50 | CONSOLIDATED ELECTRICAL | FY22 BLDG MAINT SUPPLIES | 49.49 |
| 01/21/22 | 61966 | CUM10 | CUMMINS PACIFIC | VEHICLE MAINT PARTS | 100.00 |
| 01/21/22 | 61967 | DALROJ | DALIA ROJAS | GARNISH/1897 | 230.77 |
| 01/21/22 | 61968 | DEL1M | DE LAY AND LAREDO | LEGAL SERVICES - DEC. 1-31, 2021 | 10,929.00 |
| 01/21/22 | 61969 | DEV10 | DEVIN-DURHAM-BURK | GARNISH/1877 | 69.23 |
| 01/21/22 | 61970 | DIR10 | DIRECT TV | TV SERVICE/TDA | 167.24 |
| 01/21/22 | 61970 | DIR10 | DIRECT TV | TV SERVICE/TDA | 115.24 |
| 01/21/22 | 61970 | DIR10 | DIRECT TV | TV SERVICE/TDA | 160.24 |
| 01/21/22 | 61970 | DIR10 | DIRECT TV | TV SERVICE/TDA | 138.98 |

Board Report

MONTEREY-SALINAS TRANSIT DISTRICT

February 28, 2022 3:12 PM

Page 6

LLEE

| Check Date | Check No. | No. | Name | Description | Amount (\$) |
|------------|-----------|--------|----------------------------------|-------------------------------------|-------------|
| 01/21/22 | 61970 | DIR10 | DIRECT TV | TV SERVICE/TDA | 101.99 |
| 01/21/22 | 61971 | DOC20 | DOCTORS ON DUTY MEDICAL GROUP | FY22 EXAMS - MANLEY, EDWARD | 150.00 |
| 01/21/22 | 61972 | DUM10 | DUMONT PRINTING | Taxi Voucher Printing | 5,504.85 |
| 01/21/22 | 61973 | EAG01 | EAGLE PROJECT MANAGEMENT, LLC | CONSTRUCTION MANAGMENT SERVICES | 855.00 |
| 01/21/22 | 61974 | EMMPAT | EMMA PATEL | TUITION REIMBURSEMENT | 1,120.00 |
| 01/21/22 | 61975 | EDD30 | EMPLOYMENT DEVELOPMENT DEPT | GARNISH/2479 | 269.80 |
| 01/21/22 | 61976 | ENV10 | ENVIRONMENTAL LOGISTICS, INC. | FY22 HAZARDOUS WASTE DISPOSAL | 4,165.00 |
| 01/21/22 | 61977 | EXE10 | EXECUTIVE SERVICES | | 3,286.95 |
| 01/21/22 | 61977 | EXE10 | EXECUTIVE SERVICES | | 23,655.26 |
| 01/21/22 | 61978 | FAS20 | FASTENAL COMPANY | FY22 MAINT SUPPLIES/VEH MAINT PARTS | 1,401.86 |
| 01/21/22 | 61978 | FAS20 | FASTENAL COMPANY | FY22 MAINT SUPPLIES/VEH MAINT PARTS | 131.36 |
| 01/21/22 | 61978 | FAS20 | FASTENAL COMPANY | FY22 MAINT SUPPLIES/VEH MAINT PARTS | 313.23 |
| 01/21/22 | 61978 | FAS20 | FASTENAL COMPANY | FY22 MAINT SUPPLIES/VEH MAINT PARTS | 397.47 |
| 01/21/22 | 61978 | FAS20 | FASTENAL COMPANY | FY22 MAINT SUPPLIES/VEH MAINT PARTS | 150.78 |
| 01/21/22 | 61978 | FAS20 | FASTENAL COMPANY | FY22 MAINT SUPPLIES/VEH MAINT PARTS | 352.56 |
| 01/21/22 | 61978 | FAS20 | FASTENAL COMPANY | FY22 MAINT SUPPLIES/VEH MAINT PARTS | 75.31 |
| 01/21/22 | 61979 | FRA70 | FRANCHISE TAX BOARD | GARNISH/2091 | 125.00 |
| 01/21/22 | 61979 | FRA70 | FRANCHISE TAX BOARD | GARNISH/2350 | 50.00 |
| 01/21/22 | 61979 | FRA70 | FRANCHISE TAX BOARD | GARNISH/2346 | 542.73 |
| 01/21/22 | 61981 | GRA30 | GRAINGER | FY22 BUILDING / EQUIPMENT MAINT | 187.10 |
| 01/21/22 | 61981 | GRA30 | GRAINGER | FY22 BUILDING / EQUIPMENT MAINT | 45.91 |
| 01/21/22 | 61981 | GRA30 | GRAINGER | FY22 BUILDING / EQUIPMENT MAINT | 13.08 |
| 01/21/22 | 61981 | GRA30 | GRAINGER | FY22 SHOP/ MAINT SUPPLIES | 97.94 |
| 01/21/22 | 61981 | GRA30 | GRAINGER | FY22 SHOP/ MAINT SUPPLIES | 84.49 |
| 01/21/22 | 61981 | GRA30 | GRAINGER | FY22 SHOP/ MAINT SUPPLIES | 247.19 |
| 01/21/22 | 61981 | GRA30 | GRAINGER | FY22 SHOP/ MAINT SUPPLIES | 17.86 |
| 01/21/22 | 61981 | GRA30 | GRAINGER | FY22 SHOP/ MAINT SUPPLIES | 1,035.09 |
| 01/21/22 | 61981 | GRA30 | GRAINGER | FY22 SHOP/ MAINT SUPPLIES | 226.46 |
| 01/21/22 | 61981 | GRA30 | GRAINGER | FY22 SHOP/ MAINT SUPPLIES | 15.79 |
| 01/21/22 | 61981 | GRA30 | GRAINGER | FY22 SHOP/ MAINT SUPPLIES | 4.41 |
| 01/21/22 | 61981 | GRA30 | GRAINGER | FY22 SHOP/ MAINT SUPPLIES | 186.70 |
| 01/21/22 | 61981 | GRA30 | GRAINGER | FY22 SHOP/ MAINT SUPPLIES | 32.14 |
| 01/21/22 | 61981 | GRA30 | GRAINGER | FY22 SHOP/ MAINT SUPPLIES | 173.50 |
| 01/21/22 | 61982 | GRE30 | GREEN RUBBER-KENNEDY AG | FY22 BUS WASHER SUPPLIES | 34.26 |
| 01/21/22 | 61983 | GRE60 | GREENWASTE RECOVERY, INC. | WASTE DISPOSAL | 895.44 |
| 01/21/22 | 61984 | GRE60 | GREENWASTE RECOVERY, INC. | WASTE DISPOSAL | 252.54 |
| 01/21/22 | 61985 | IAN10 | IAN FERGUSON | web hosting and updates | 1,242.50 |
| 01/21/22 | 61986 | ICM10 | ICMA RETIREMENT TRUST-457 | EE CONTRIBUTIONS | 1,240.38 |
| 01/21/22 | 61987 | IMP10 | IMPERIAL SUPPLIES LLC | FY22 SHOP SUPPLIES | 119.73 |
| 01/21/22 | 61987 | IMP10 | IMPERIAL SUPPLIES LLC | FY22 SHOP SUPPLIES | 88.37 |
| 01/21/22 | 61987 | IMP10 | IMPERIAL SUPPLIES LLC | FY22 SHOP SUPPLIES | 78.50 |
| 01/21/22 | 61988 | INT80 | INTERSTATE BATTERY SYSTEM | 0017 | 255.35 |
| 01/21/22 | 61989 | JJK1S | J J KELLER AND ASSOC INC | Bus driver daily logs | 1,526.75 |
| 01/21/22 | 61990 | JAR11 | JARRETT WALKER & ASSOCIATES, LLC | RFP 21-03 COA - 12/14/20 - 1/31/21 | 2,142.50 |
| 01/21/22 | 61991 | JOH20 | JOHNSON ASSOCIATES | NEW FAC VEHICLE PARTS unit 510/511 | 8,183.31 |
| 01/21/22 | 61991 | JOH20 | JOHNSON ASSOCIATES | NEW FAC VEHICLE PARTS unit 510/511 | 19,938.43 |
| 01/21/22 | 61992 | JOSRAM | JOSEFINO RAMOS | SAFTEY BOOT REIMBURSEMENT | 174.80 |
| 01/21/22 | 61993 | KAPRAM | KAPIL RAM | BOOT REIMBURSEMENT | 234.90 |

Board Report

February 28, 2022 3:12 PM

MONTEREY-SALINAS TRANSIT DISTRICT

Page 7

LLEE

| Check Date | Check No. | No. | Name | Description | Amount (\$) |
|------------|-----------|--------|--------------------------------|---|-------------|
| 01/21/22 | 61994 | KNN10 | KNN PUBLIC FINANCE, LLC | Per Proposal Dated 11/24/2020 | 2,970.00 |
| 01/21/22 | 61995 | KOF10 | KOFF & ASSOCIATES, INC. | COMPENSATION STUDY | 658.75 |
| 01/21/22 | 61996 | LAN10 | LANGUAGE LINE SERVICES | FY22 LANGUAGE INTERPRETATION/TRANSL | 121.00 |
| 01/21/22 | 61997 | LIF10 | LIFT-U | 1103 | 800.45 |
| 01/21/22 | 61997 | LIF10 | LIFT-U | 1321 | 390.06 |
| 01/21/22 | 61998 | MSB10 | M & S BUILDING SUPPLY, INC. | FY22 BUILDING / EQUIPMENT MAINT | 80.72 |
| 01/21/22 | 61998 | MSB10 | M & S BUILDING SUPPLY, INC. | FY22 BUILDING / EQUIPMENT MAINT | 31.90 |
| 01/21/22 | 61998 | MSB10 | M & S BUILDING SUPPLY, INC. | FY22 BUILDING / EQUIPMENT MAINT | 113.95 |
| 01/21/22 | 61998 | MSB10 | M & S BUILDING SUPPLY, INC. | FY22 BUILDING / EQUIPMENT MAINT | 43.63 |
| 01/21/22 | 61999 | MAR20 | MARINA CHAMBER OF COMM | CHAMBER AND OTHER DUES | 550.00 |
| 01/21/22 | 62000 | MES10 | MEDICAL EYE SERVICES, INC. | VISION INSURANCE | 2,635.03 |
| 01/21/22 | 62001 | MON11 | MONTEREY CITY DISPOSAL | WASTE DISPOSAL SERVICES/TDA | 1,095.67 |
| 01/21/22 | 62002 | MON28 | MONTEREY COUNTY BUSINESS | MST Annual Membership Dues 2022 calendar yr | 2,000.00 |
| 01/21/22 | 62003 | MON38 | MONTEREY COUNTY SHERIFF | GARNISH/2297 | 513.73 |
| 01/21/22 | 62003 | MON38 | MONTEREY COUNTY SHERIFF | GARNISH/2382 | 502.06 |
| 01/21/22 | 62004 | COA10 | MONTEREY COUNTY WEEKLY | COA: Outreach/Meeting Advertising | 588.00 |
| 01/21/22 | 62005 | MON50 | MONTEREY REGIONAL WASTE | WASTE DISPOSAL | 186.00 |
| 01/21/22 | 62006 | NAN10 | NAN N AHO | Dec 11, 2021 Service Change | 2,081.25 |
| 01/21/22 | 62007 | NAP11 | NAPA AUTO PARTS - MONTEREY | 0008 | 1,005.21 |
| 01/21/22 | 62007 | NAP11 | NAPA AUTO PARTS - MONTEREY | 009 | 511.19 |
| 01/21/22 | 62007 | NAP11 | NAPA AUTO PARTS - MONTEREY | 010 | 10.17 |
| 01/21/22 | 62008 | NAP10 | NAPA AUTO PARTS OF SALINAS | VEHICLE MAINT SUPPLIES | 24.66 |
| 01/21/22 | 62009 | NEW30 | NFI PARTS - NEW FLYER | 56 | 41.41 |
| 01/21/22 | 62009 | NEW30 | NFI PARTS - NEW FLYER | 056 | 81.14 |
| 01/21/22 | 62009 | NEW30 | NFI PARTS - NEW FLYER | 051 | 1,095.92 |
| 01/21/22 | 62010 | NORCAL | NORCAL KENWORTH SERVICE | 1279 | 126.65 |
| 01/21/22 | 62010 | NORCAL | NORCAL KENWORTH SERVICE | 1350 | 207.47 |
| 01/21/22 | 62010 | NORCAL | NORCAL KENWORTH SERVICE | 04 | 157.32 |
| 01/21/22 | 62010 | NORCAL | NORCAL KENWORTH SERVICE | 04 | 450.46 |
| 01/21/22 | 62010 | NORCAL | NORCAL KENWORTH SERVICE | 020 | 568.01 |
| 01/21/22 | 62011 | ORE10 | O'REILLY AUTO ENTERPRISES, LLC | | 13.03 |
| 01/21/22 | 62012 | OKL10 | OKLAHOMA DEPT OF HUMAN SVCS | GARNISH/2155 | 311.84 |
| 01/21/22 | 62013 | PAC05 | PACIFIC CLAIMS MANAGEMENT | FY22 WC ADMINISTRATOR | 5,708.33 |
| 01/21/22 | 62014 | PAC12 | PACIFIC CREST ENGINEERING INC. | HAZ SOIL Testing, Monitoring, and Reporting | 11,388.75 |
| 01/21/22 | 62015 | PAC20 | PACIFIC GAS AND ELECTRIC CO | UTILITIES | 948.89 |
| 01/21/22 | 62015 | PAC20 | PACIFIC GAS AND ELECTRIC CO | UTILITIES | 471.37 |
| 01/21/22 | 62015 | PAC20 | PACIFIC GAS AND ELECTRIC CO | UTILITIES | 25.87 |
| 01/21/22 | 62016 | PAC60 | PACIFIC TRUCK PARTS INC | 049 | 181.28 |
| 01/21/22 | 62017 | PAC80 | PACIFIC WEST WATER | WATER DISPENSER RENTAL | 650.35 |
| 01/21/22 | 62017 | PAC80 | PACIFIC WEST WATER | WATER DISPENSER RENTAL | 325.17 |
| 01/21/22 | 62018 | PEN40 | PENINSULA MESSENGER LLC | FY22 COURIER SERVICE | 1,153.00 |
| 01/21/22 | 62019 | PIN30 | PINNACLE HEALTHCARE | FY22 -MORALES, DAVID | 55.00 |
| 01/21/22 | 62020 | PRE10 | PREFERRED BENEFIT | 1/1/22 - 1/31/22 | 18,369.70 |
| 01/21/22 | 62021 | PRE30 | PREMIUM AUTO PARTS INC. | FY22 VEHICLE MAINT PARTS/SHOP SUPPLIE | 33.05 |
| 01/21/22 | 62021 | PRE30 | PREMIUM AUTO PARTS INC. | FY22 VEHICLE MAINT PARTS/SHOP SUPPLIE | 38.53 |
| 01/21/22 | 62021 | PRE30 | PREMIUM AUTO PARTS INC. | FY22 VEHICLE MAINT PARTS/SHOP SUPPLIE | 70.61 |
| 01/21/22 | 62021 | PRE30 | PREMIUM AUTO PARTS INC. | FY22 VEHICLE MAINT PARTS/SHOP SUPPLIE | 40.29 |
| 01/21/22 | 62022 | CAL60 | PRISM | WORKERS COMP EXCESS INSURANCE | 7,455.00 |

Board Report

MONTEREY-SALINAS TRANSIT DISTRICT

February 28, 2022 3:13 PM

Page 8

LLEE

| Check Date | Check No. | No. | Name | Description | Amount (\$) |
|------------|-----------|-------|-----------------------------------|---|-------------|
| 01/21/22 | 62023 | BRO60 | REPUBLIC SERVICES | WASTE DISPOSAL SERVICES | 942.41 |
| 01/21/22 | 62023 | BRO60 | REPUBLIC SERVICES | WASTE DISPOSAL SERVICES | 620.87 |
| 01/21/22 | 62023 | BRO60 | REPUBLIC SERVICES | WASTE DISPOSAL SERVICES | 491.27 |
| 01/21/22 | 62024 | SAF20 | SAFETEQUIP, INC. | FY22 SAFETY & PROTECTIVE SUPPLIES | 84.33 |
| 01/21/22 | 62024 | SAF20 | SAFETEQUIP, INC. | FY22 SAFETY & PROTECTIVE SUPPLIES | 12.24 |
| 01/21/22 | 62024 | SAF20 | SAFETEQUIP, INC. | FY22 SAFETY & PROTECTIVE SUPPLIES | 75.35 |
| 01/21/22 | 62025 | SAL16 | SAL'S TAXI | FY22 TAXI -SEPT. 2021 | 2,002.00 |
| 01/21/22 | 62026 | PRO60 | SAN LORENZO LUMBER | FY22 BUILDING AND EQUIPMENT MAINT | 342.33 |
| 01/21/22 | 62026 | PRO60 | SAN LORENZO LUMBER | FY22 BUILDING AND EQUIPMENT MAINT | 62.43 |
| 01/21/22 | 62026 | PRO60 | SAN LORENZO LUMBER | FY22 BUILDING AND EQUIPMENT MAINT | 35.77 |
| 01/21/22 | 62026 | PRO60 | SAN LORENZO LUMBER | FY22 BUILDING AND EQUIPMENT MAINT | 131.09 |
| 01/21/22 | 62026 | PRO60 | SAN LORENZO LUMBER | FY22 BUILDING AND EQUIPMENT MAINT | 43.75 |
| 01/21/22 | 62026 | PRO60 | SAN LORENZO LUMBER | FY22 BUILDING AND EQUIPMENT MAINT | 41.65 |
| 01/21/22 | 62026 | PRO60 | SAN LORENZO LUMBER | FY22 BUILDING AND EQUIPMENT MAINT | 6.54 |
| 01/21/22 | 62027 | COA50 | SC FUELS | FY22 DIESEL CJW & TDA & KC | 26,728.17 |
| 01/21/22 | 62027 | COA50 | SC FUELS | FY22 DIESEL CJW & TDA & KC | 26,834.84 |
| 01/21/22 | 62028 | COA51 | SC FUELS | FY22 FUEL-SHIP TO MV | 31,321.26 |
| 01/21/22 | 62029 | SCL10 | SC LUBRICANTS LLC | FY22 GAS & DEF | 754.09 |
| 01/21/22 | 62029 | SCL10 | SC LUBRICANTS LLC | FY22 GAS & DEF | 4,891.37 |
| 01/21/22 | 62029 | SCL10 | SC LUBRICANTS LLC | FY22 GAS & DEF | 14,025.60 |
| 01/21/22 | 62030 | SHA12 | SHAW YODER ANTWHI | LEGISLATIVE ADVOCACY SERVICES SURF! | 6,000.00 |
| 01/21/22 | 62031 | SNA10 | SNAP-ON INDUSTRIAL | FY22 TOOLS AND EQUIPMENT | 834.94 |
| 01/21/22 | 62032 | STA90 | STATE WATER RESOURCES | ANNUAL STORM WATER FEES -10/1/21-9/30/2 | 1,738.00 |
| 01/21/22 | 62033 | SUN10 | SUNSTAR MEDIA | FY22 Mobilty Website Marketing Services | 237.50 |
| 01/21/22 | 62034 | TAR10 | TARGET PEST CONTROL, INC. | FY22 PEST CONTROL | 325.00 |
| 01/21/22 | 62035 | THE12 | TH ELECTRIC | Lighting for CJW charging area | 332.31 |
| 01/21/22 | 62036 | SOH10 | THE SOHAGI LAW GROUP, PLC. | SPECIAL LEGAL COUNSEL | 16,681.35 |
| 01/21/22 | 62037 | THE70 | THERMO KING OF SALINAS IN | FY22 A/C Service | 219.54 |
| 01/21/22 | 62037 | THE70 | THERMO KING OF SALINAS IN | FY22 A/C Service | 728.93 |
| 01/21/22 | 62038 | WAL2S | THOMAS WALTERS AND ASSOC INC | WASH DC CONSULT- JAN. 2022 | 4,500.00 |
| 01/21/22 | 62039 | USB1S | U.S. BANK CORP PAYMENT SYSTEM | CAL-CARD/MISC PURCHASES | 22,674.11 |
| 01/21/22 | 62040 | KON10 | U.S.BANK EQUIPMENT FINANCE | FY22 | 321.48 |
| 01/21/22 | 62041 | ULI10 | ULINE | South County Facility | 2,007.32 |
| 01/21/22 | 62041 | ULI10 | ULINE | South County Facility | 2,300.19 |
| 01/21/22 | 62042 | UNI19 | UNITED PARCEL SERVICE | FREIGHT | 67.24 |
| 01/21/22 | 62043 | UNI70 | UNITED SITE SERVICES | FY22 MV JLW OPERATIONS RESTROOM | 5,034.65 |
| 01/21/22 | 62043 | UNI70 | UNITED SITE SERVICES | FY22 COVID - PORTABLE RESTROOM | 212.37 |
| 01/21/22 | 62043 | UNI70 | UNITED SITE SERVICES | FY22 COVID - PORTABLE RESTROOM | 355.59 |
| 01/21/22 | 62044 | UNI22 | UPS FREIGHT | | 610.51 |
| 01/21/22 | 62045 | VAL60 | VALLEY POWER SYSTEMS INC | 714 | 3,772.13 |
| 01/21/22 | 62045 | VAL60 | VALLEY POWER SYSTEMS INC | 939 | 3.11 |
| 01/21/22 | 62045 | VAL60 | VALLEY POWER SYSTEMS INC | 1076 | 77.76 |
| 01/21/22 | 62045 | VAL60 | VALLEY POWER SYSTEMS INC | 002 | 73.94 |
| 01/21/22 | 62045 | VAL60 | VALLEY POWER SYSTEMS INC | 001 | 137.67 |
| 01/21/22 | 62045 | VAL60 | VALLEY POWER SYSTEMS INC | 1032 | 64.50 |
| 01/21/22 | 62045 | VAL60 | VALLEY POWER SYSTEMS INC | 1070 | 12.36 |
| 01/21/22 | 62046 | VEH10 | VEHICLE TECHNICAL COSTULTANTS INC | PER QUOTE DATED 2/3/2021 | 2,680.00 |
| 01/21/22 | 62047 | VIC11 | VICTORY TOYOTA | 11 | 40.88 |

Board Report

MONTEREY-SALINAS TRANSIT DISTRICT

February 28, 2022 3:13 PM

Page 9

LLEE

| Check Date | Check No. | No. | Name | Description | Amount (\$) |
|--------------------|-----------|-------|-------------------------------------|---|---------------------------------|
| 01/21/22 | 62048 | ESO11 | WYE, LLC | Navision Support | 146.25 |
| 01/21/22 | 62049 | ZON10 | ZONAR SYSTEMS, INC. | ZONAR QRTLY MAINT FEE 01/01/22-03/31/22 | 12,665.88 |
| | | | | | <hr/> 439,280.12 |
| 01/24/22 | 62050 | BAR11 | BARRY MIRKIN | RENT -15 LINCOLN AVENUE | 7,018.22 |
| 01/24/22 | 62051 | FAO10 | FAO-USAED, SACRAMENTO | Rent-Real Estate OMC-DACA***-1-17-504 | 8,305.00 |
| 01/24/22 | 62052 | LEH10 | Lehman James Pinckney, Jr., Trustee | 19 UPPER RAGS#100-LT NOTE | 6,640.82 |
| 01/24/22 | 62053 | MAR45 | MARY H. NINO REVOCABLE TRUST | RENT- 201 PEARL ST, MONTEREY | 4,161.00 |
| 01/24/22 | 62054 | PIT30 | PITNEY BOWES | POSTAGE ACCT 11226164 | 500.00 |
| 01/24/22 | 62055 | MPPM1 | PROFESSIONAL OFFICE CONDO | ASSOC DUES-19 UPPER RAGSDALE #200 | 8,099.57 |
| 01/24/22 | 62055 | MPPM1 | PROFESSIONAL OFFICE CONDO | ASSOC DUES-19 UPPER RAGSDALE #110 | 680.59 |
| 01/24/22 | 62056 | SAF10 | SAF KEEP STORAGE-DEL REY OAKS | STORAGE RENT UNIT #1003 | 595.00 |
| 01/24/22 | 62056 | SAF10 | SAF KEEP STORAGE-DEL REY OAKS | STORAGE RENT UNIT #4004 | 344.00 |
| | | | | | <hr/> 36,344.20 |
| 01/28/22 | 62057 | CAS1 | PETTY CASH | PETTY CASH | 100.00 |
| | | | | | <hr/> 100.00 |
| Grand Total | | | | | <hr/> 1,442,475.07 <hr/> |

Blank Page