

To: Board of Directors

From: C. Sedoryk, General Manager/CEO

Subject: Monthly Report – September 2021

Attached is a summary of monthly performance statistics for the Transportation, Maintenance, and Administration departments performance statistics for September 2021 (Attachments 1 – 4) and the FY 2021/22 and 2022/23 Project Action Plan Update September 30, 2021 (Attachment 5)

Attachment #1 – Dashboard Performance Statistics – September 2021

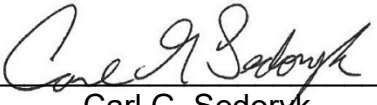
Attachment #2 – Operations Dept. Report – September 2021

Attachment #3 – Facilities & Maintenance Dept. Report – September 2021

Attachment #4 – Administration Dept. Report – September 2021

Attachment #5 – FY 2021/22 and 2022/23 Project Action Plan Update
September 30, 2021

A complete detail of Monthly Performance Statistics can be viewed within the GM Report at <http://www.mst.org/about-mst/board-of-directors/board-meetings/>

PREPARED BY: 
Carl G. Sedoryk

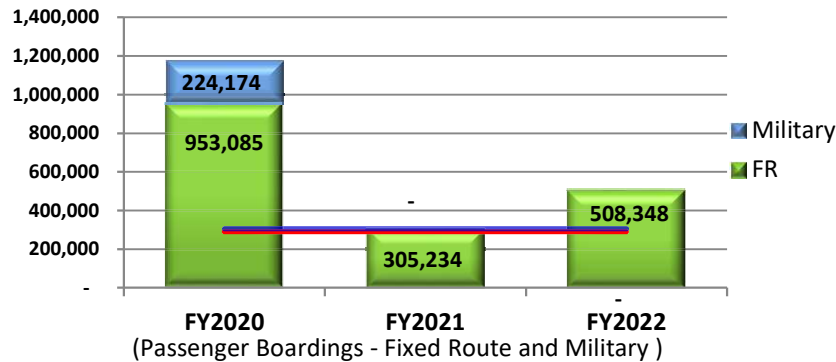
Blank Page

YTD Dashboard Performance Comparative Statistics

July - September

Fiscal Years 2020-2022

Ridership



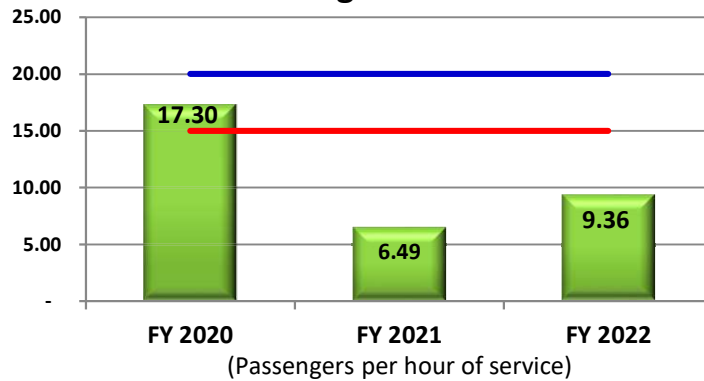
Goal = 305,234
passengers

Minimum = 289,972
passengers

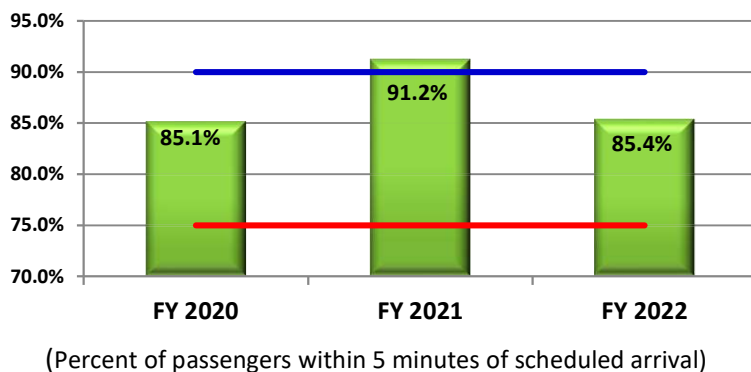
Goal = 20 passengers p/h

Minimum = 15 passengers p/h

Passengers Per Hour



On Time Performance



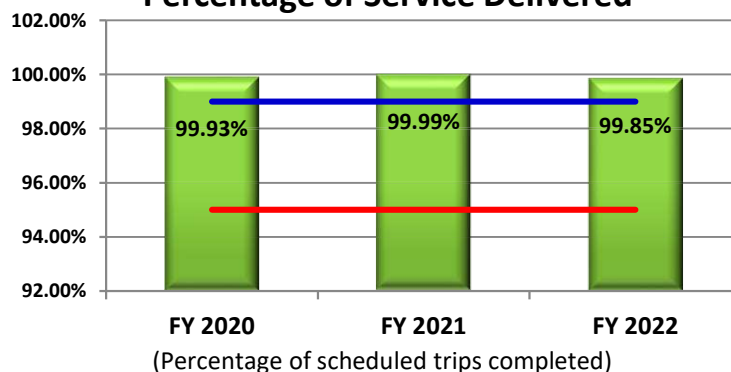
Goal = 90% on time

Minimum = 75% on time

Goal = 99% completed

Minimum = 95% completed

Percentage of Service Delivered

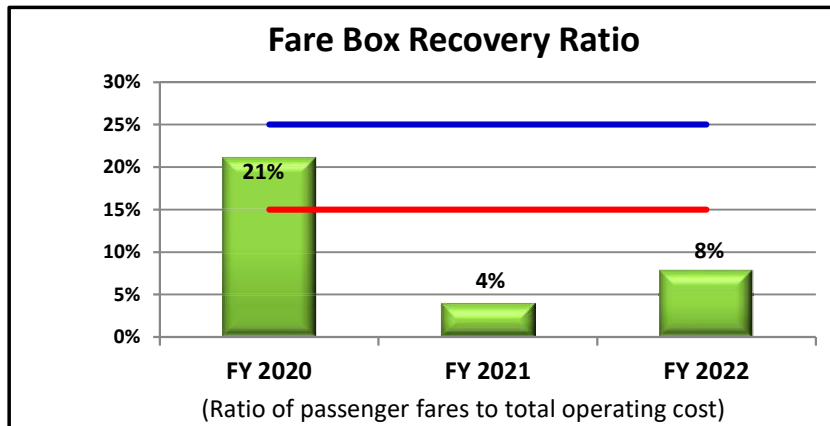


MST Fixed Route

YTD Dashboard Performance Comparative Statistics

July - September

Fiscal Years 2020-2022

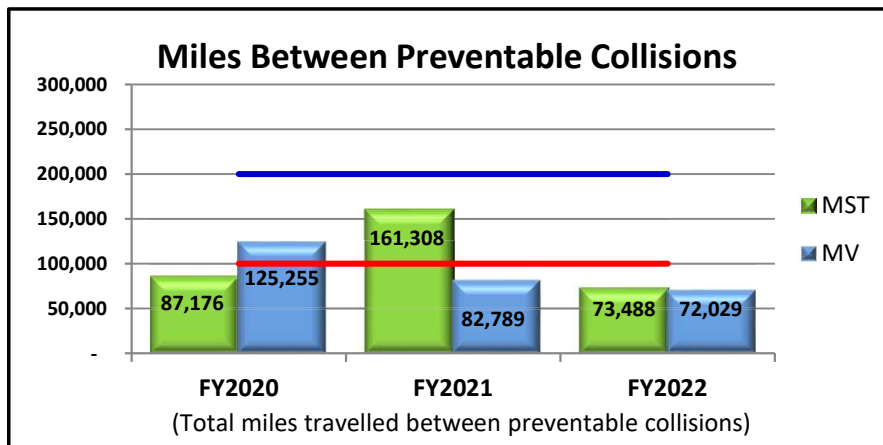
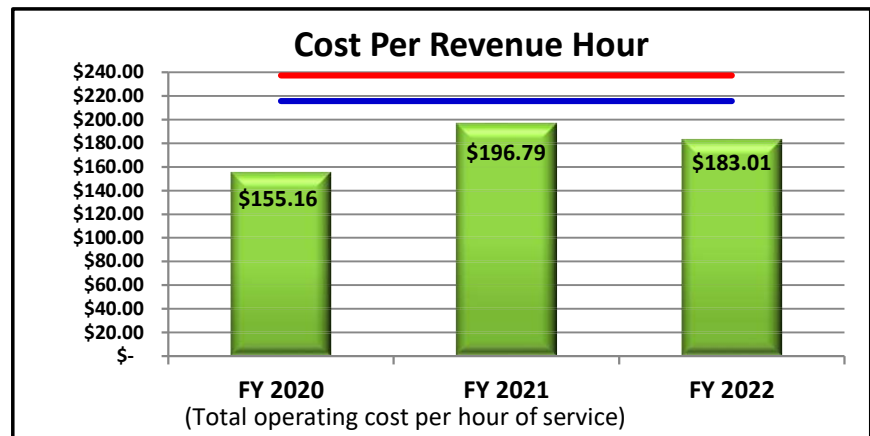


Goal = 25%

Minimum = 15%

Goal = \$215.79 per RH

Maximum = \$237.36 per RH

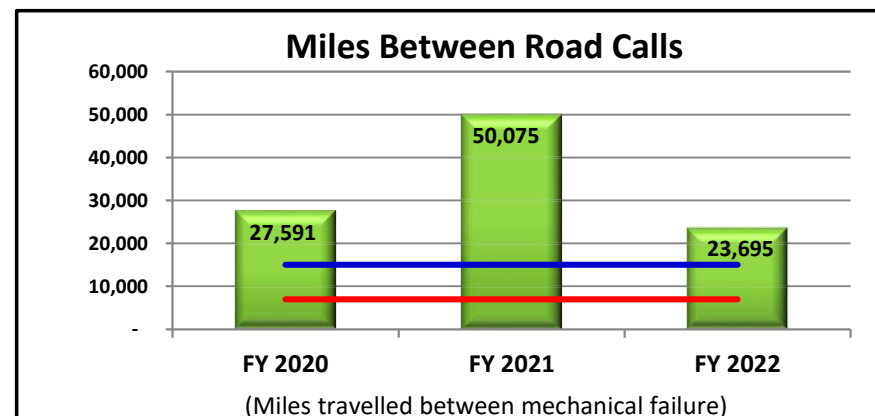


Goal = 200,000 Miles

Minimum = 100,000 Miles

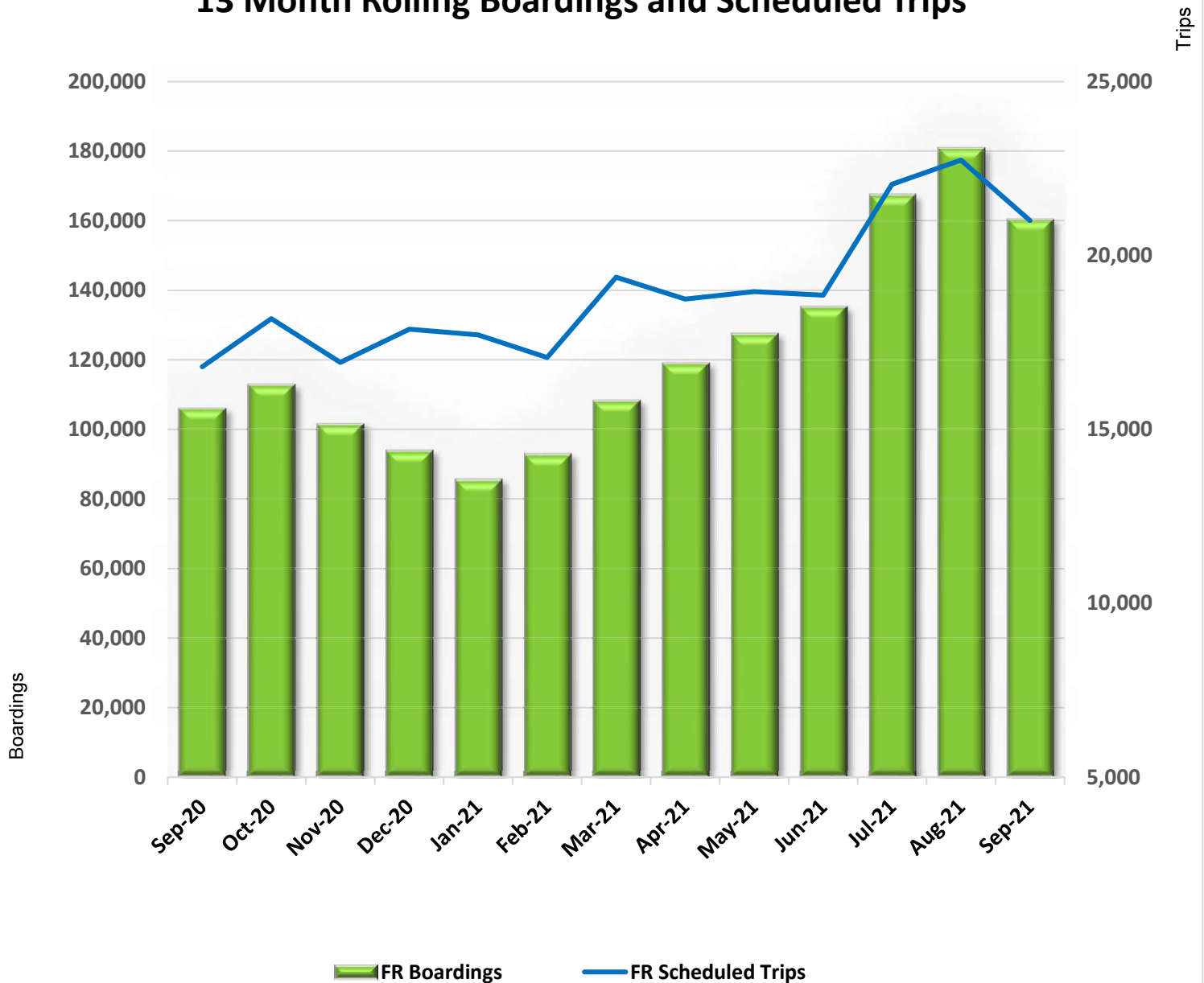
Goal = 15,000 Miles

Minimum = 7,000 Miles

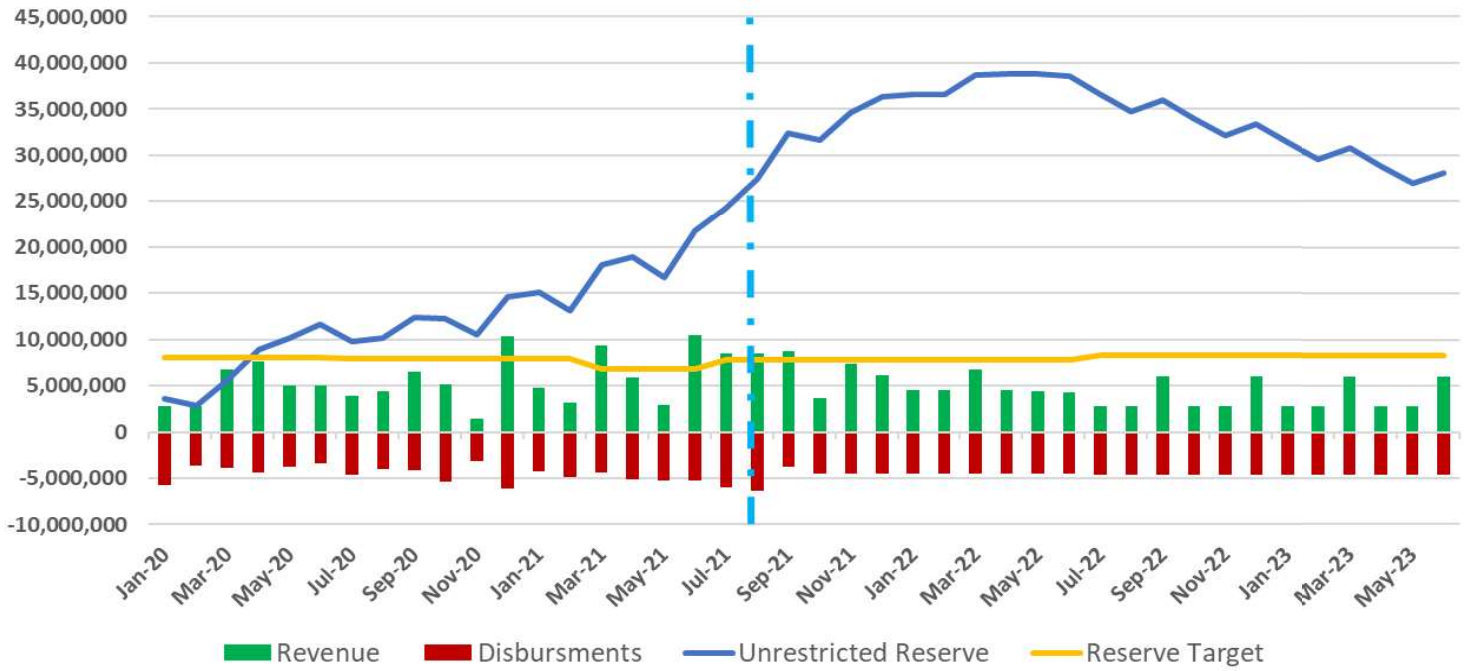


COVID-19 MST Statistics and Projections

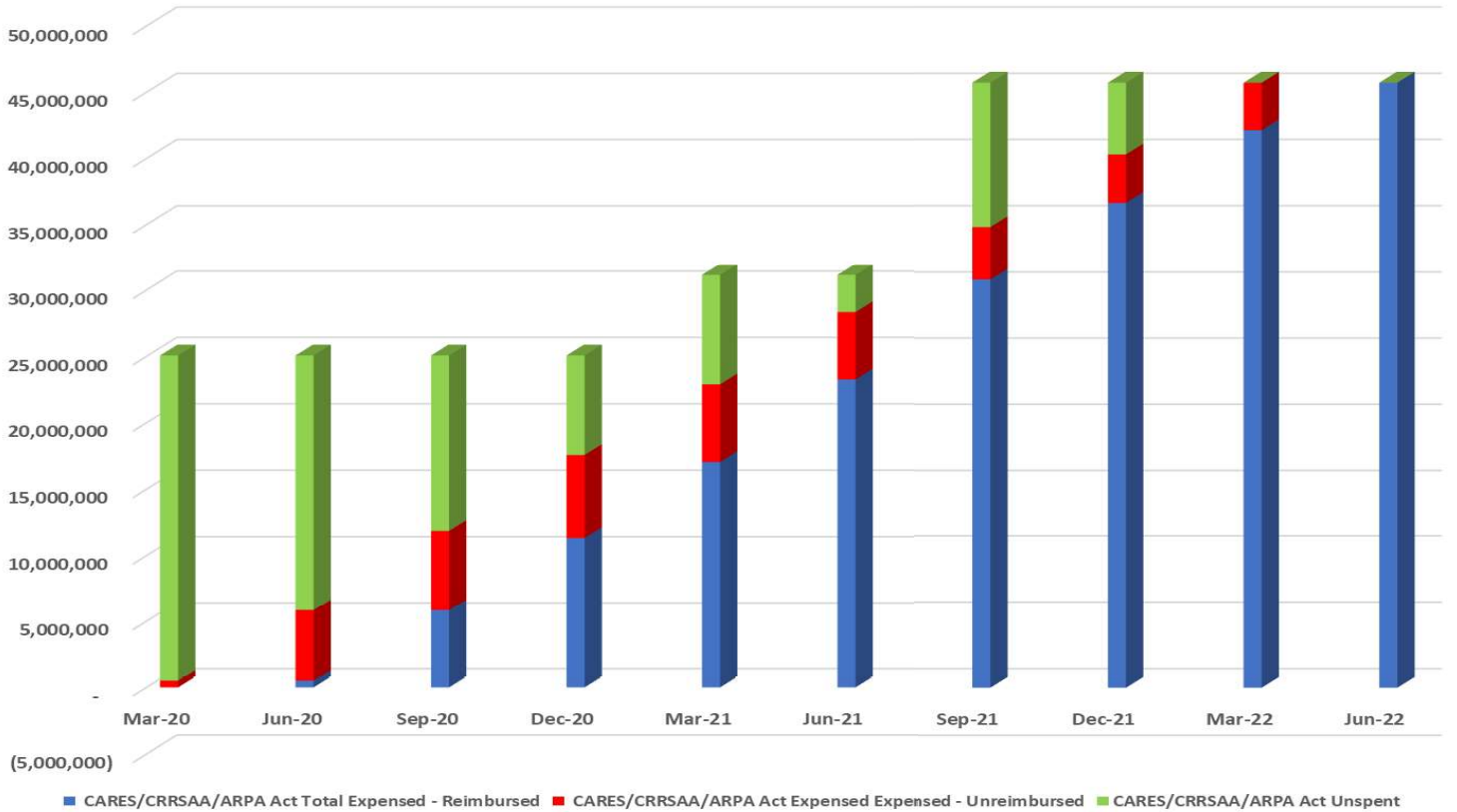
13 Month Rolling Boardings and Scheduled Trips



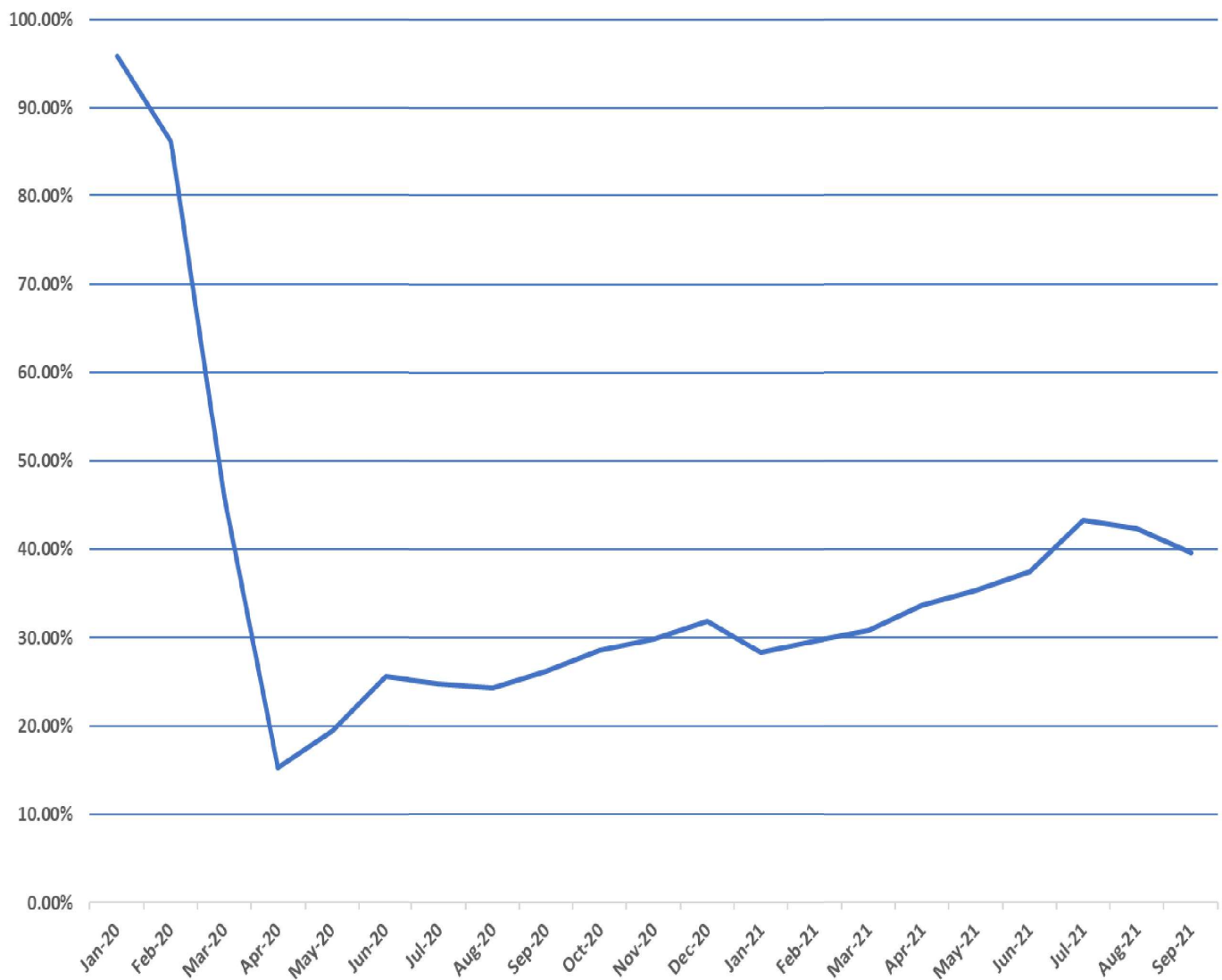
Cash Flow Projections Jan 2020 - June 2023



CARES/CRRSAA/ARPA Act Funds



Percent of Monthly Ridership from CY17-19 Average

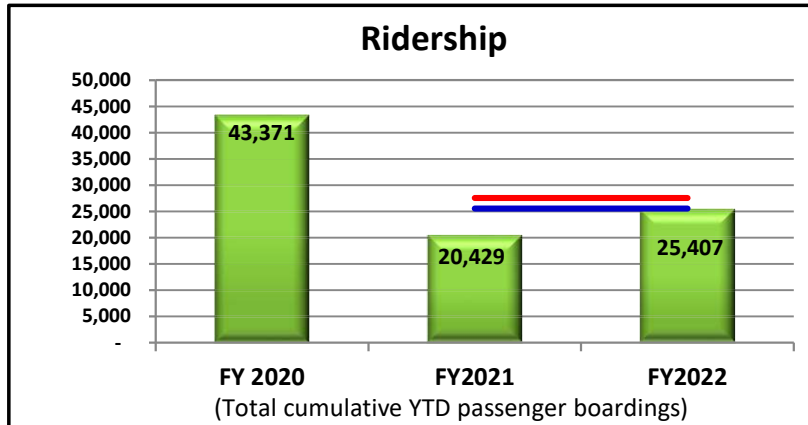


MST RIDES

YTD Dashboard Performance Comparative Statistics

July - September

Fiscal Years 2020-2022

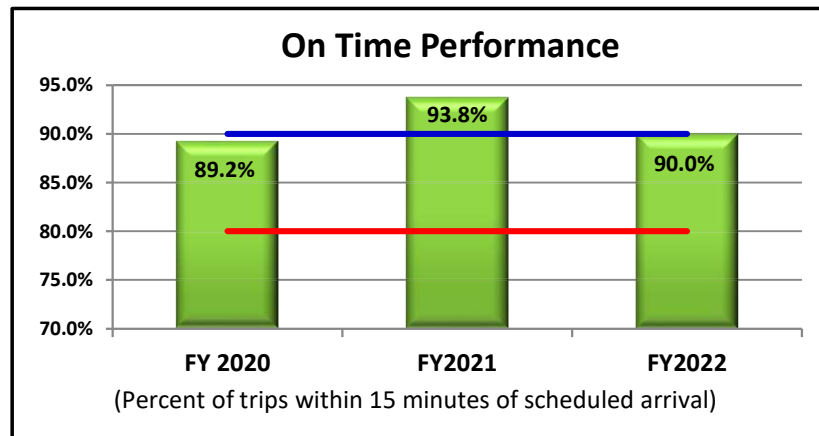
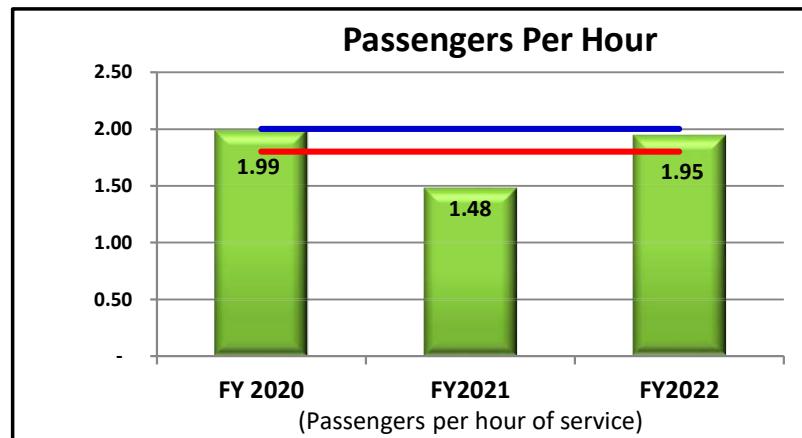


Goal = 25,536
passengers

Maximum = 27,579
passengers

Goal = 2.0
passengers p/h

Minimum = 1.8
passengers p/h

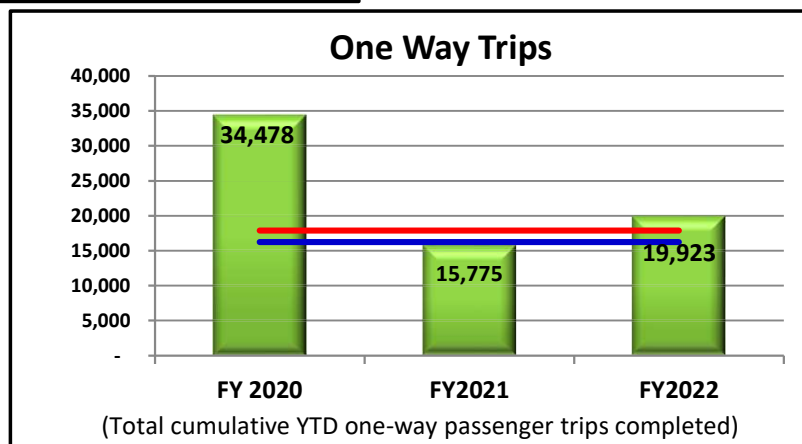


Goal = 90% on time

Minimum = 80% on time

Maximum = 17,873
one-way trips

Goal = 16,248
one-way trips

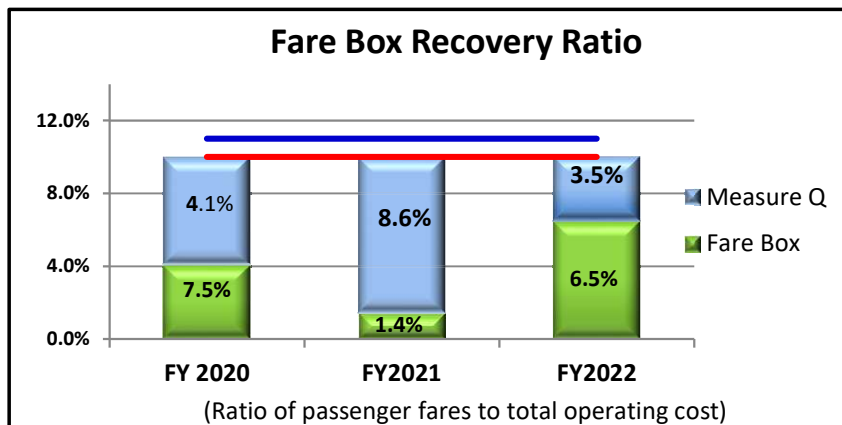


MST RIDES

YTD Dashboard Performance Comparative Statistics

July - September

Fiscal Years 2020-2022

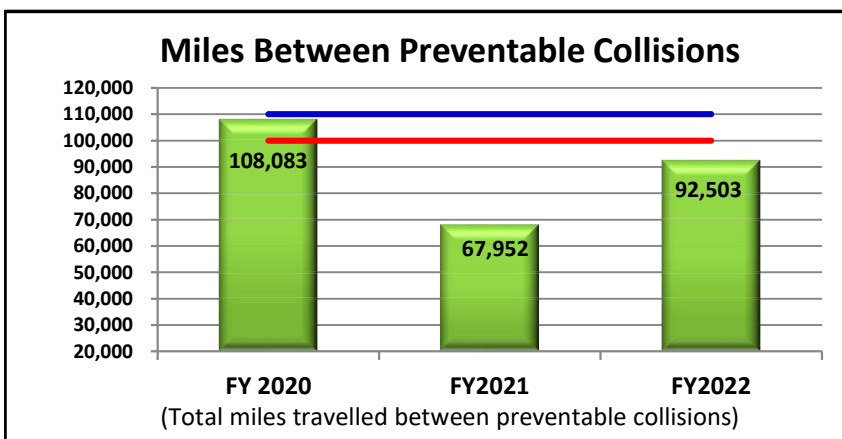
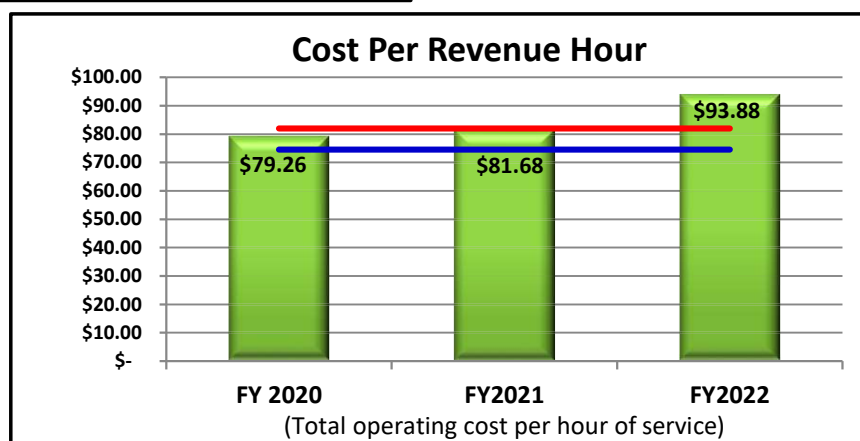


Goal = 11%

Minimum = 10%

Goal = \$74.53 per RH

Maximum = \$81.98 per RH

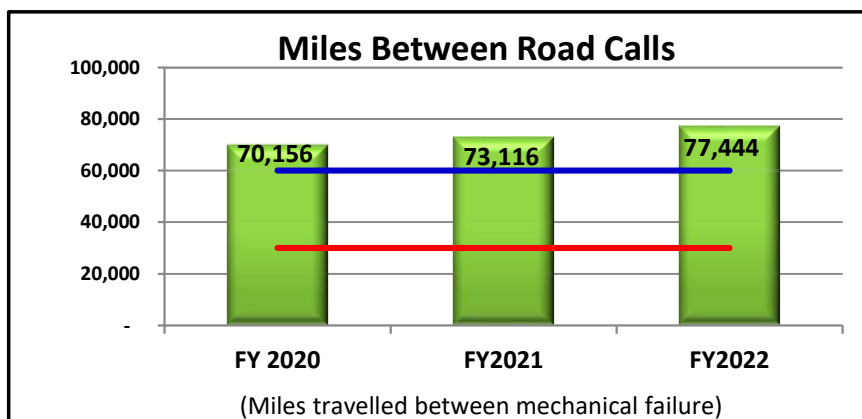


Goal = 110,000 Miles

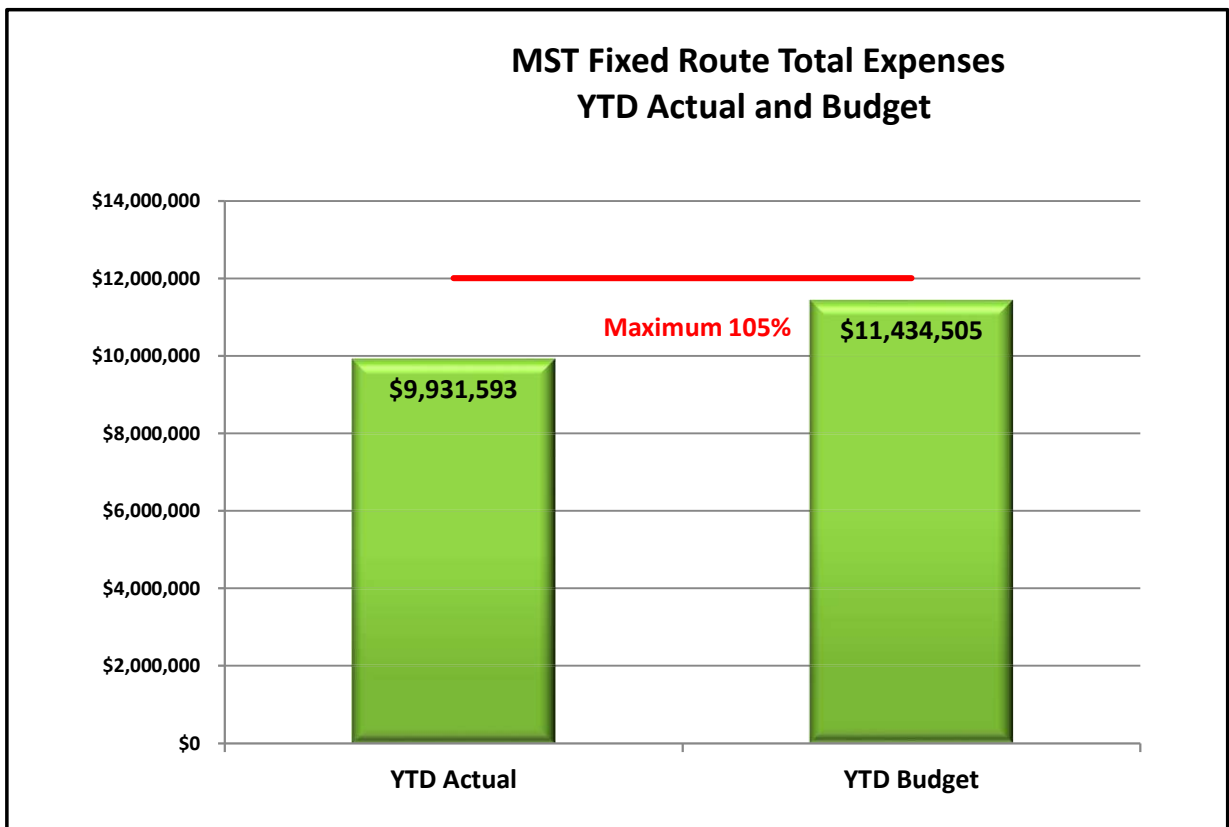
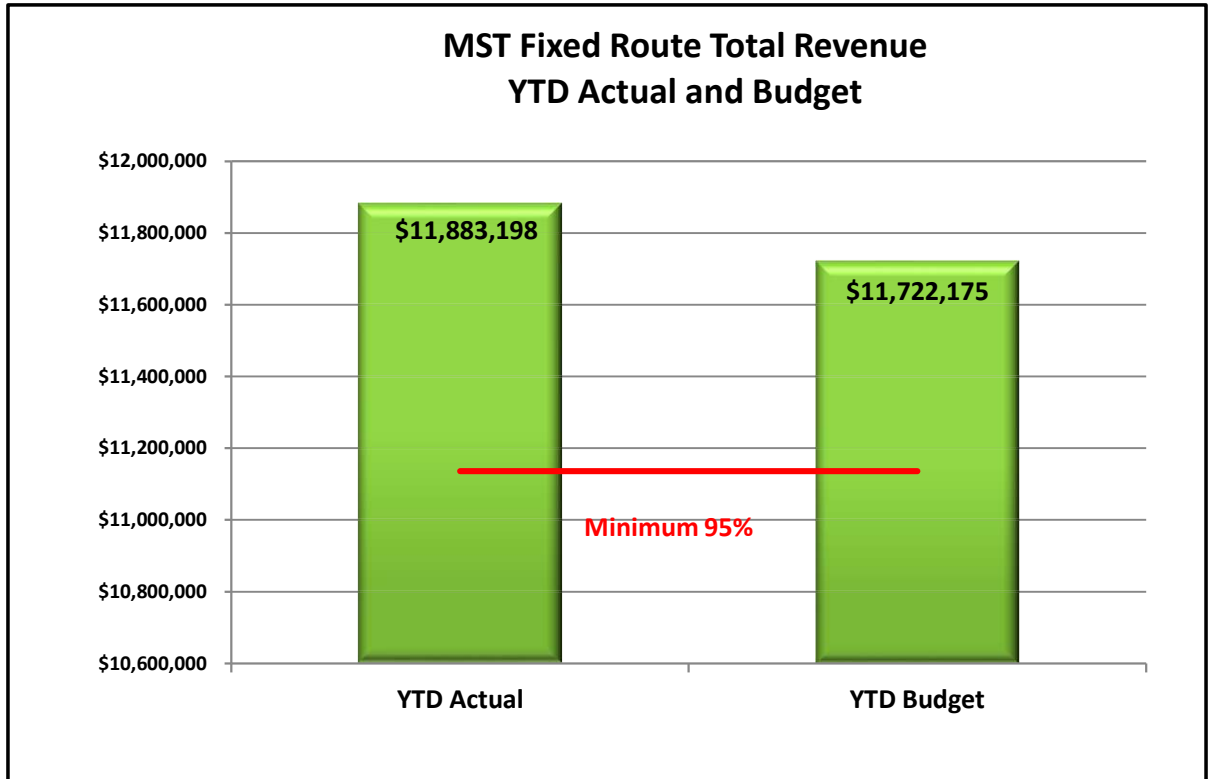
Minimum = 100,000 Miles

Goal = 60,000 Miles

Minimum = 30,000 Miles



MST Fixed Route
Financial Performance Comparative Statistics
July - September
Fiscal Year 2022

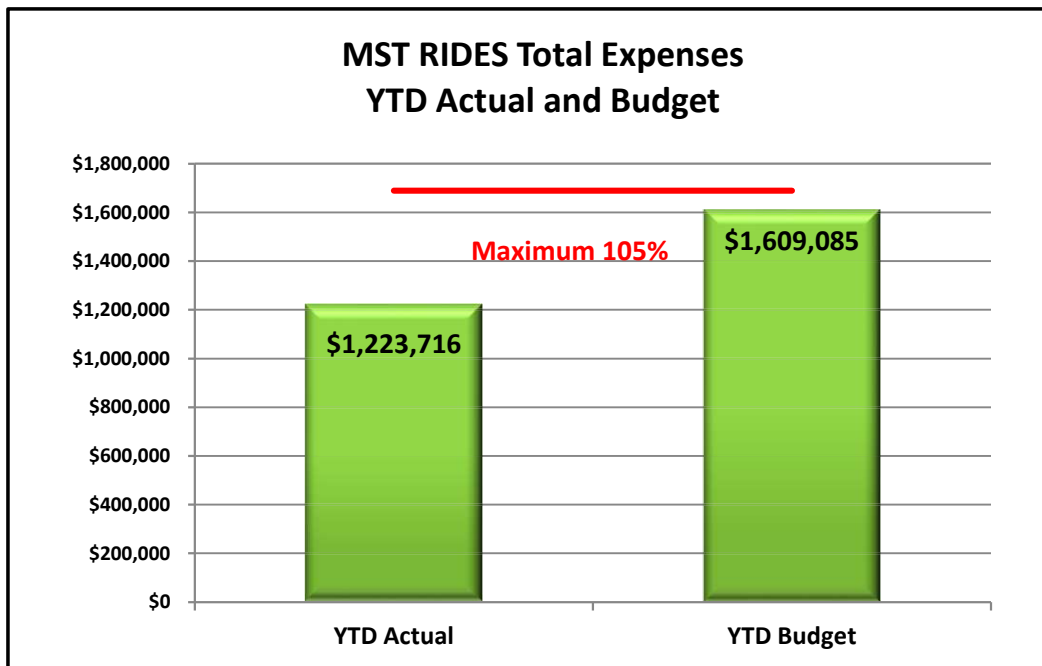
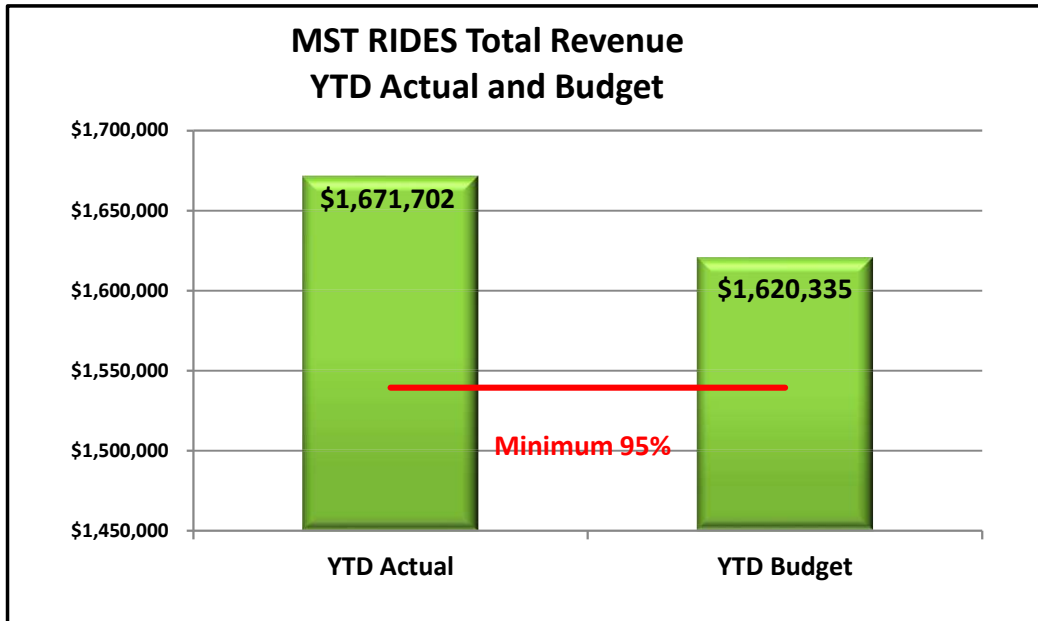


MST RIDES

Financial Performance Comparative Statistics

July - September

Fiscal Year 2022




Blank Page

ATTACHMENT 2

Date: October 21, 2021

To: Carl Sedoryk, General Manager / C.E.O.

From:  Norman K. Tuitavuki, Chief Operating Officer

Subject: **Transportation Department Monthly Report – September 2021**

FIXED ROUTE BUS OPERATIONS:

System-Wide Service: (Fixed Route & On-Call Services):

Preliminary boarding statistics indicate ridership reached 160,193 in September 2021, which represents a 51% increase compared to September 2020's ridership of 105,859. For the fiscal year to date, passenger boardings continue to increase as the effects of the COVID-19 pandemic continue to ease; however, this trend could change depending on the pandemic as we continue our recovery efforts.

Month over month, MST's productivity has improved. Productivity increased from 6.7 passengers per hour in September 2020, to 9.3 passengers per hour in September of this year. This represents a 39% improvement compared to the same month, year over year.

Supplemental / Special Services:

- Line 22 – Big Sur: 44 Boardings
- MST Trolley Monterey: 5,295 Boardings

System-Wide Statistics:

- Ridership: 160,193
- Vehicle Revenue Hours: 17,225
- Vehicle Revenue Miles: 252,756
- System Productivity: 9.3 Passengers Per Vehicle Revenue Hour
- One-Way Trips Provided: 21,003

On-Time Performance (OTP): Of 96,521 total time-point crossings sampled for September, the Transit Master™ system recorded 17,096 delayed arrivals to MST's published time-points system-wide. As a result, **82%** of all scheduled arrivals arrived on time. (See *MST Fixed-Route Bus ~ On Time Compliance Chart FY 2021 - 2022.*)

Note: Service arriving later than **5** minutes beyond the published time point is considered late. The on-time compliance chart, (attached), reflects system-wide “on-time performance” as a percentage of the total number of reported time-point crossings.

Service Canceled: As listed below, there were a total of ten (10) service cancellations in September for both directly operated and contracted services:

Total Revenue Trips Completed: 21,003		
Category	MST	MV
Accident	0	0
Accident (non-MST)	0	0
Mechanical Failure	3	0
Traffic	1	0
Staff Shortage	3	3
Totals	7	3

Documented Occurrences: MST Coach Operators are required to complete an occurrence report for any unusual incident that occurs during their workday. The information provided within these reports is used to identify trends, which often drive changes in policy or standard operating procedures. The following is a comparative summary of reported incidents for the month(s) of September 2020 and 2021:

Occurrence Type	September-20	September-21
Collision: MST Involved	3	4
Employee Injury	3	3
Medical Emergency	3	0
Object Hits Coach	0	3
Passenger Conflict	7	5
Passenger Fall	2	4
Passenger Injury	0	1
Other	0	1
Near Miss	0	0
Fuel / fluid Spill	2	2
Unreported Damage	2	4
Totals	22	27

CONTRACTED TRANSPORTATION SERVICES:

MST RIDES ADA / ST Paratransit Program:

Preliminary boarding statistics for the MST RIDES program reflect that for September 2021 there were 9,123 passenger boardings. This denotes a 36% increase in

passenger boardings compared to September of 2020, (6,705). For the Fiscal year – passenger boardings have increased by 24% compared to FY2021.

- Productivity for September 2021 was 1.69 passengers per hour, increasing from 1.66 passengers per hour compared to the previous month (August 2021).
- For September 2021, 89% of all scheduled trips for the MST RIDES program arrived on time, meeting the expected 89% on-time performance standard.

COMMUNICATIONS CENTER:

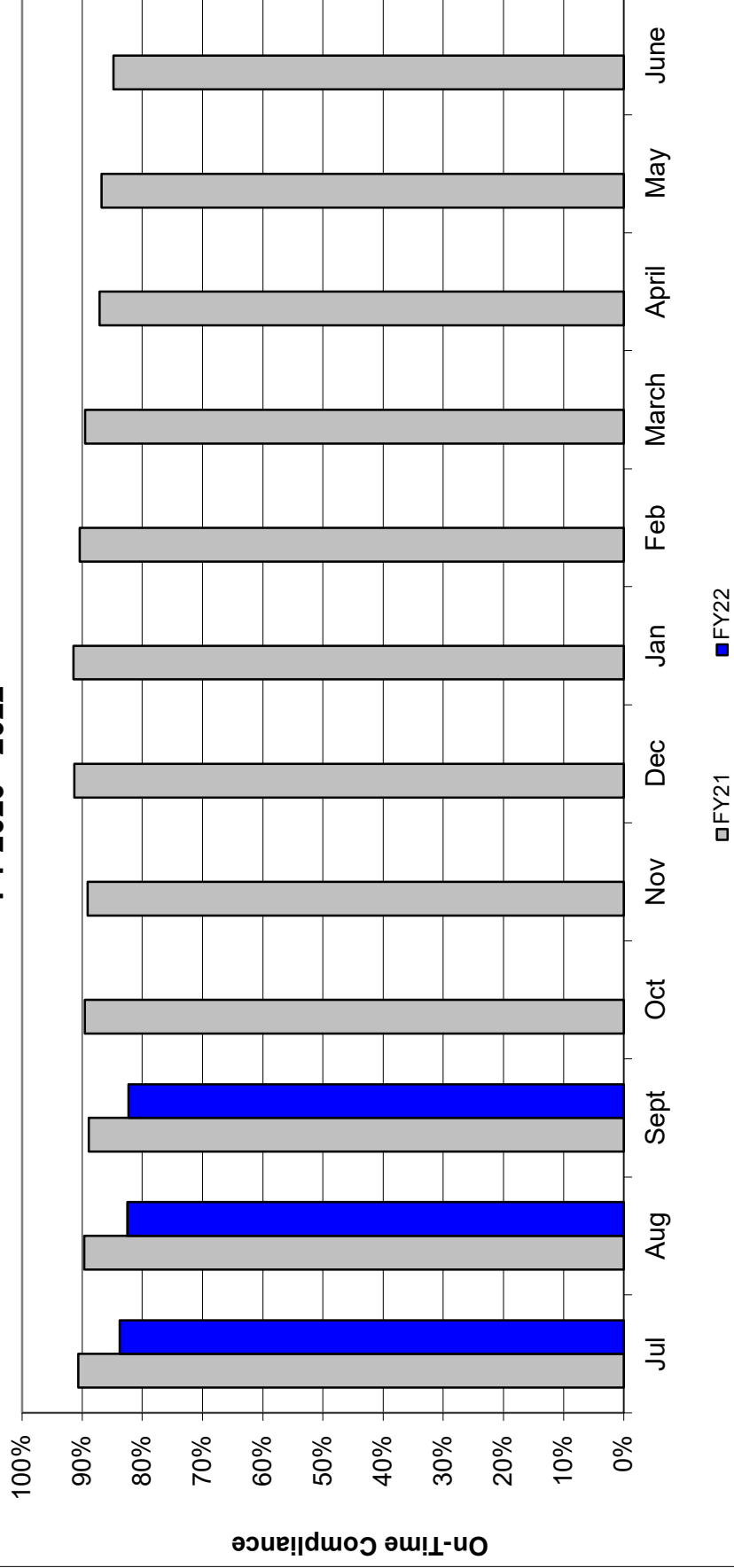
In September, MST's Communications Center summoned public safety agencies on six (6) separate occasions to MST's transit vehicles and facilities:

Agency Type		Incident Type	Number of Responses
Police		Vehicle Accident / Passenger Disturbance / Other	3
Medical		Employee Request / Passenger Request / Other	3
Fire		Employee Request / Passenger Request / Other	0
Totals			6

ATTACHMENTS:

MST Fixed-Route Bus ~~ On Time Compliance FY 2022
MST Fixed-Route Bus ~~ Boarding Statistics FY 2022
MST Trolley ~~ Boarding Statistics FY 2022
MST RIDES ~~ On Time Compliance FY 2022
MST RIDES ~~ Boarding Statistics FY 2022
Operations Summary Report – September 2022
Mobility Management Report – September 2022

**On-Time Compliance
FY 2020 - 2022**



MST FIXED ROUTE BOARDINGS

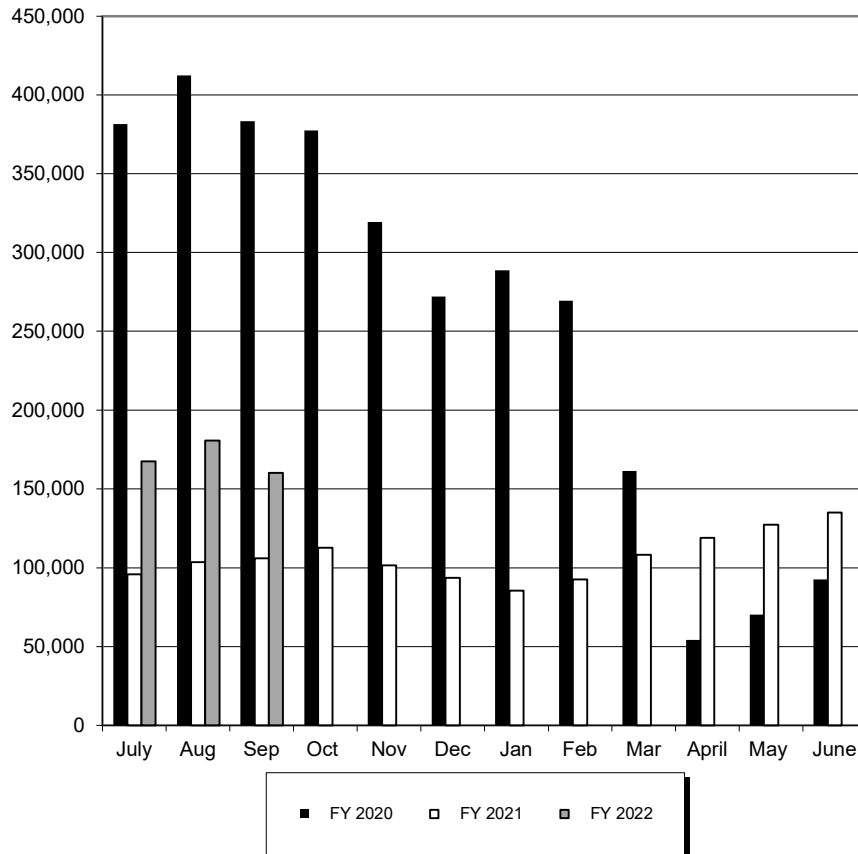
FY 2022 Monthly Boardings

MONTH	FY 2020	FY 2021	FY 2022	% CHANGE
July	381,521	95,804	167,376	74.71%
Aug	412,397	103,571	180,779	74.55%
Sep	383,341	105,859	160,193	51.33%
Oct	377,416	112,734		
Nov	319,313	101,413		
Dec	272,046	93,641		
Jan	288,698	85,388		
Feb	269,278	92,618		
Mar	161,371	108,182		
April	54,242	118,917		
May	70,264	127,422		
June	92,576	135,070		
TOTAL	3,082,463	1,280,619	508,348	
YTD Avg.	392,420	101,745	169,449	66.54%
YTD Cumulative	1,177,259	305,234	508,341	66.54%

*** Preliminary**

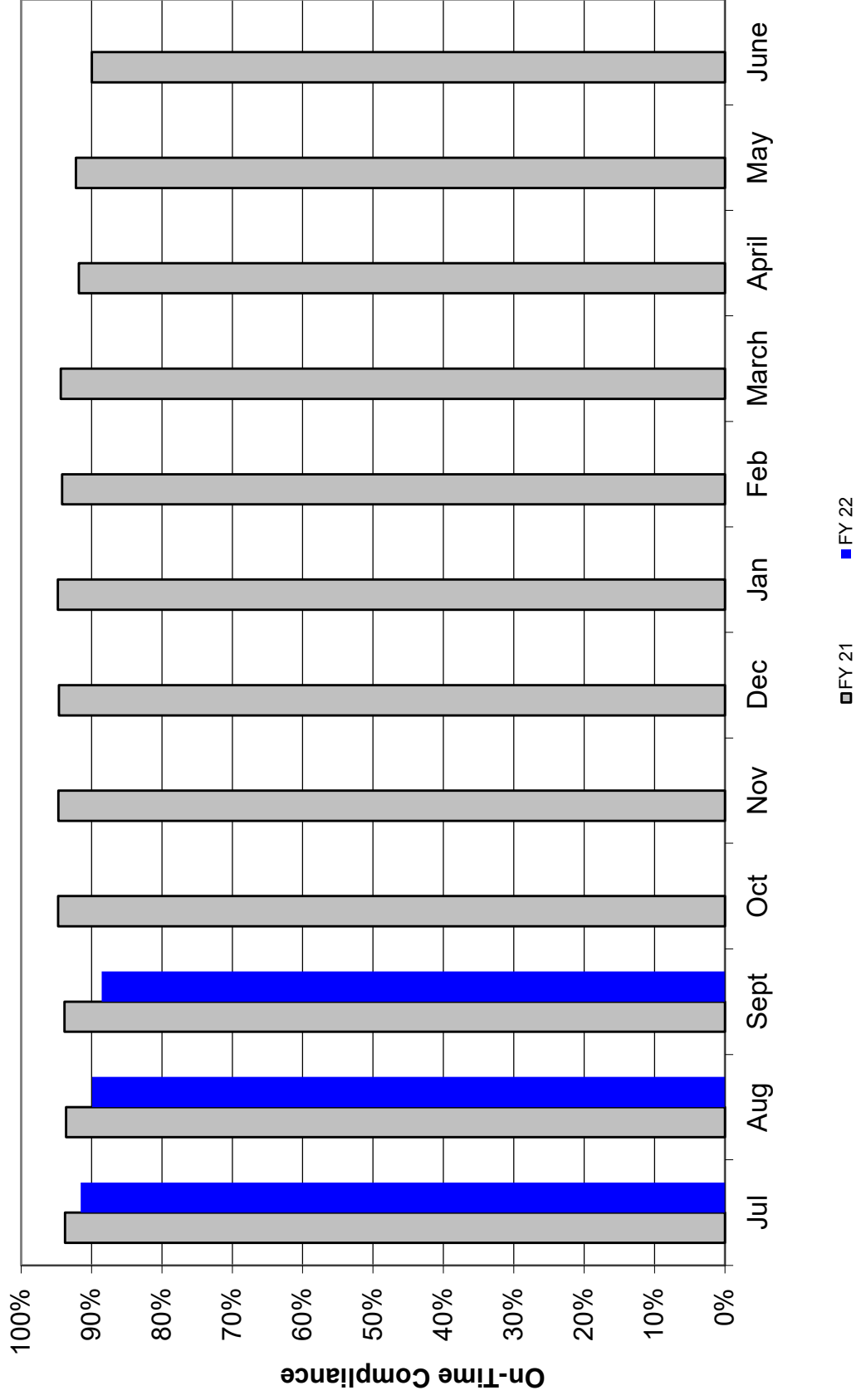
Boardings are inclusive of all On Call, Trolley, & Fixed Route Services

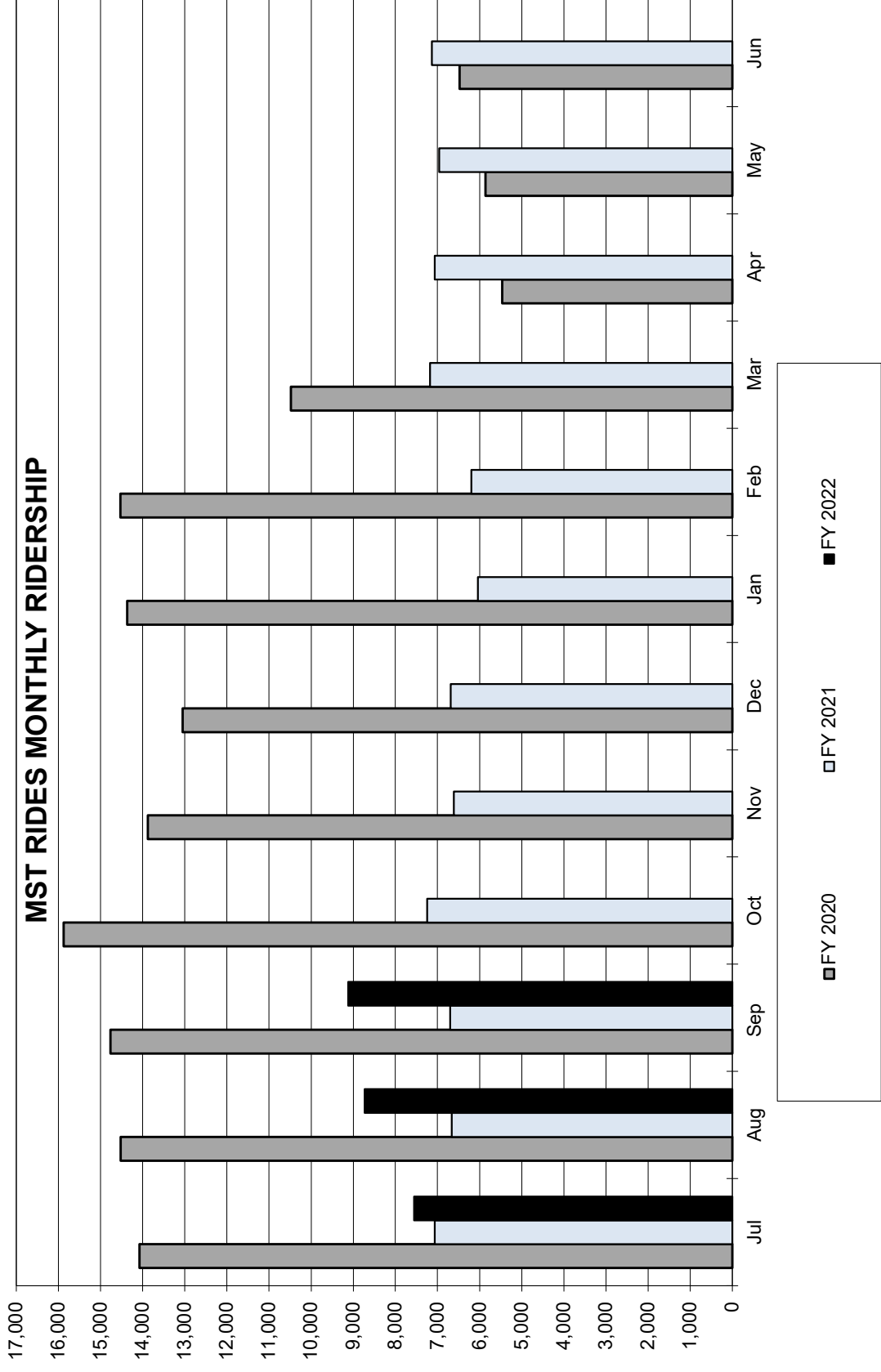
MONTHLY RIDERSHIP



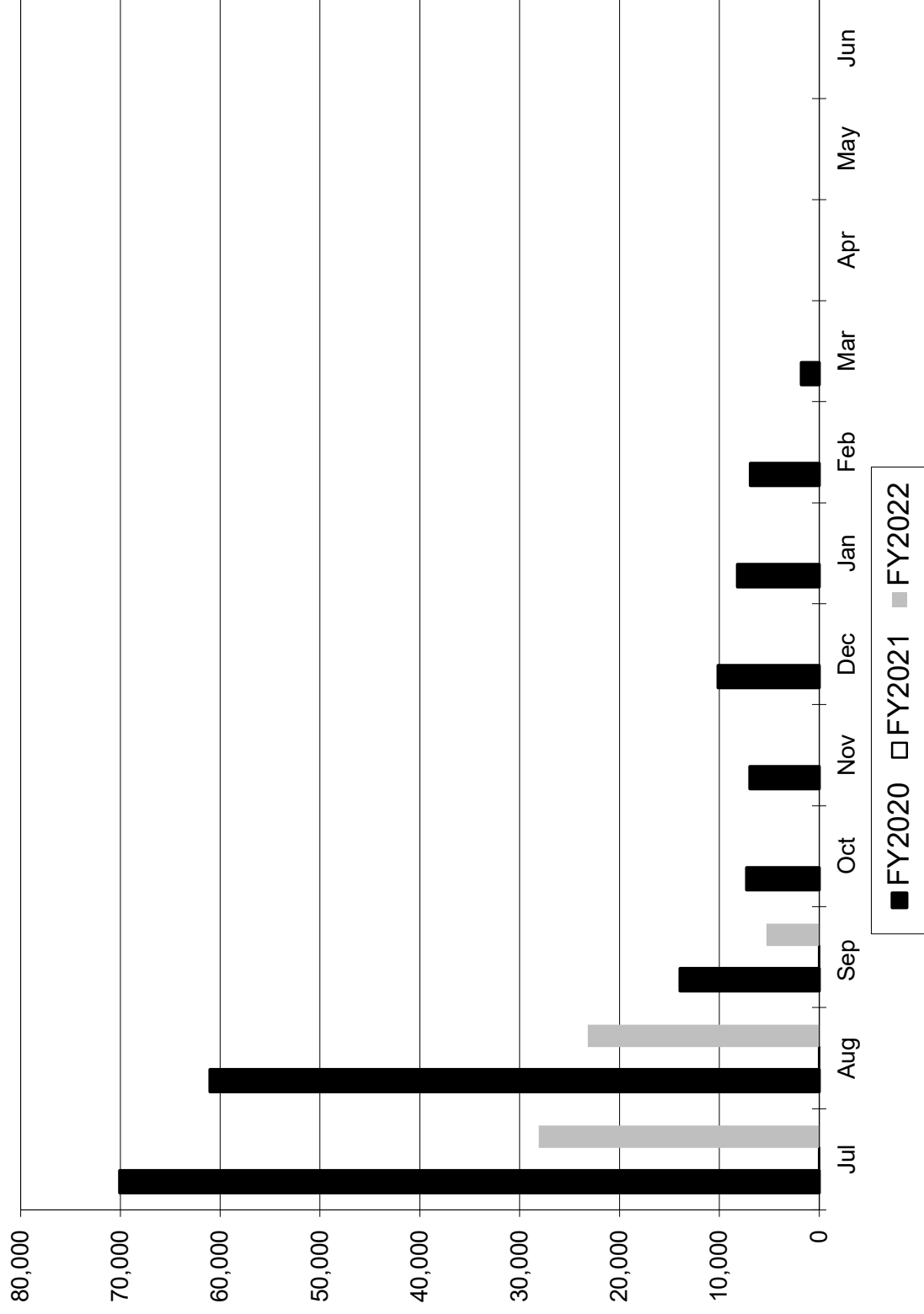
MST RIDES

On-Time Compliance FY 2021 - 2022





MONTEREY TROLLEY MONTHLY RIDERSHIP



Monterey-Salinas Transit

Operations Summary Report

Fixed Route Services

September 2021

Prepared by: Emma Patel, Associate Planner, Monterey-Salinas Transit

Service Delivered

Service Quality

Ridership	160,193	On-time Time Points	79,425
Passengers / Vehicle Revenue Hour	9.3	Delayed Time Points	17,096
Revenue Miles	252,755.8	On-time Passenger Boardings	132,792
One-way Trips Operated	21,003	Percent On-time Boardings	83%

Systemwide Service:

Boardings reported for the month of September show ridership to be 51.3% higher than in September of 2020, when 105,859 boardings were reported. Over that same timeframe, the amount of revenue hours operated increased by 8.8%, resulting in a 39.1% increase in productivity, from 6.7 Passengers Per Hour last September to 9.3 Passengers Per Hour this September. **The increase in ridership can be attributed to fewer emergency service reductions and fewer county wide restrictions due to COVID-19.**

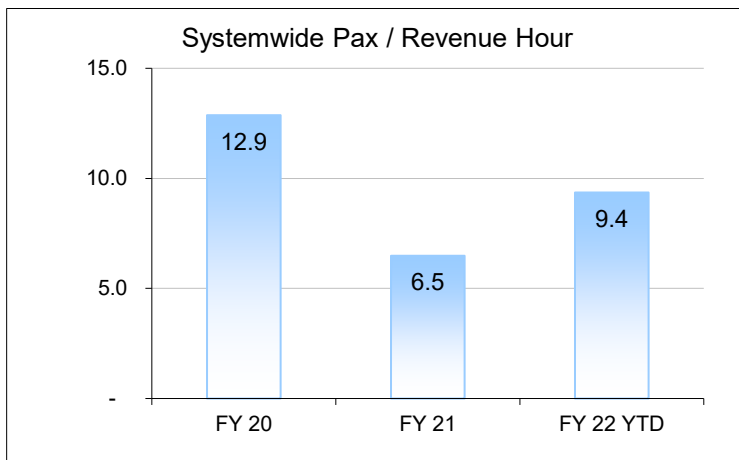
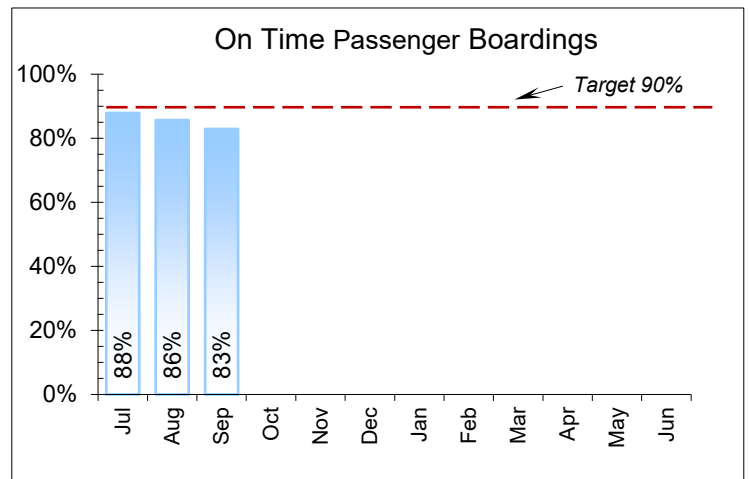
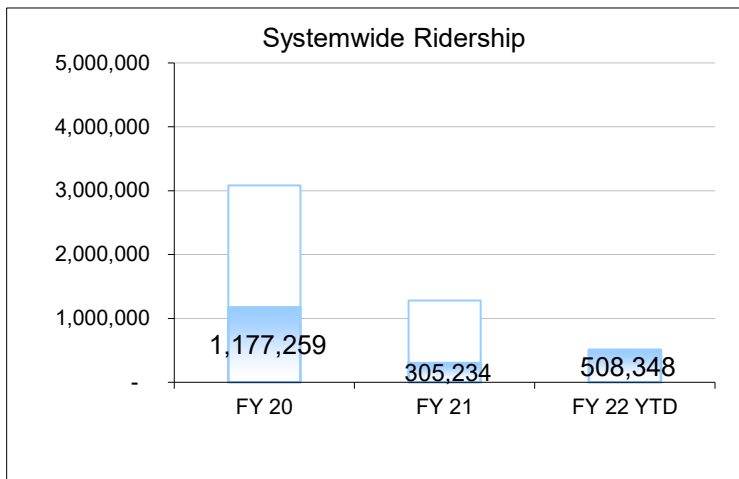
For the fiscal year to date (July-September) ridership has increased 66.5% and revenue hours operated have increased 15.5%, resulting in a 44.2% increase in productivity (from 6.5 PPH to 9.4 PPH).

Seasonal Service:

Service on line 22-Big Sur reported 44 boardings for the month and the MST Trolley Monterey reported 5,295 boardings for the month. Line 22-Big Sur and the MST Trolley Monterey operated until Labor Day, September 6, 2021.

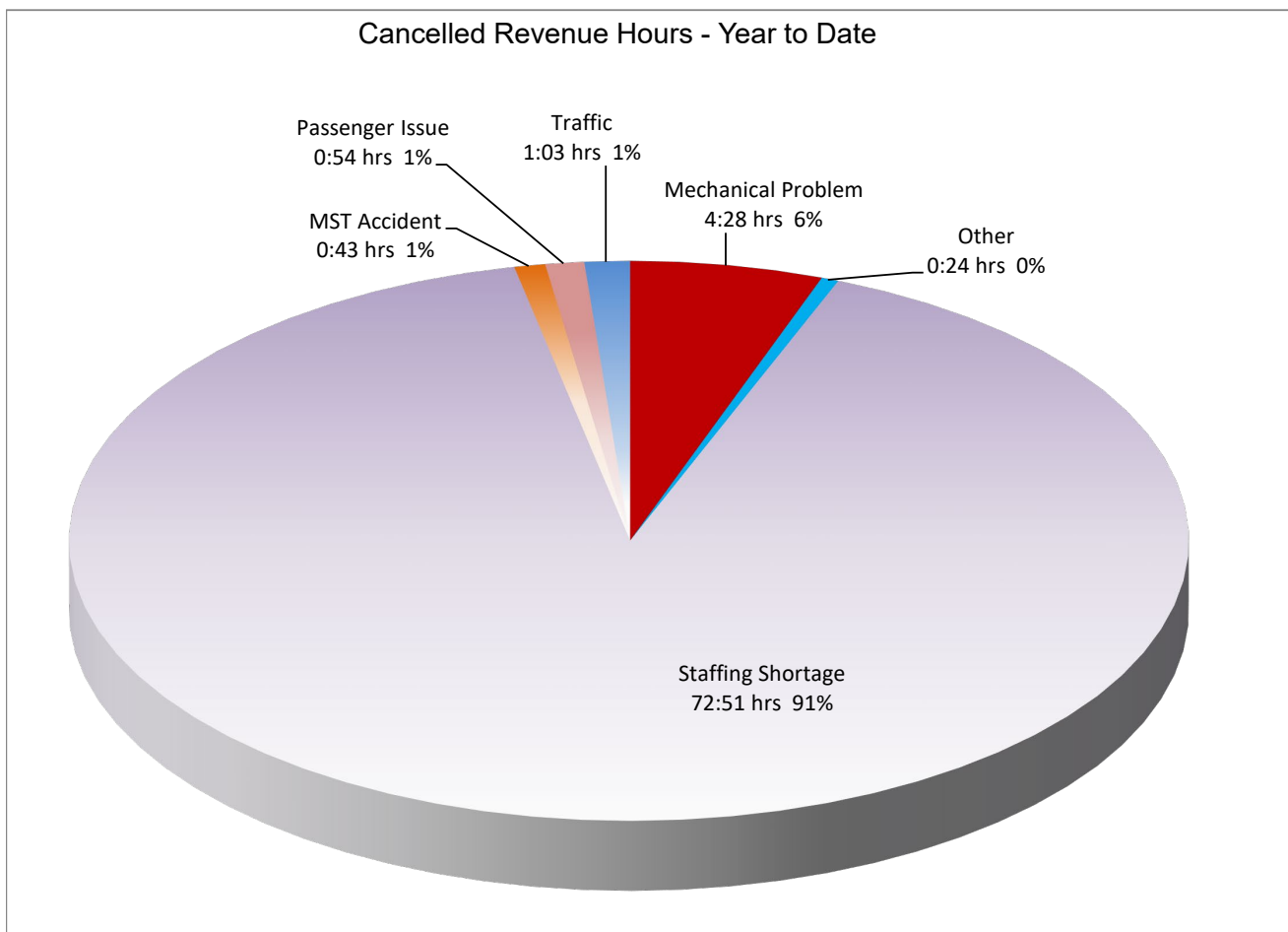
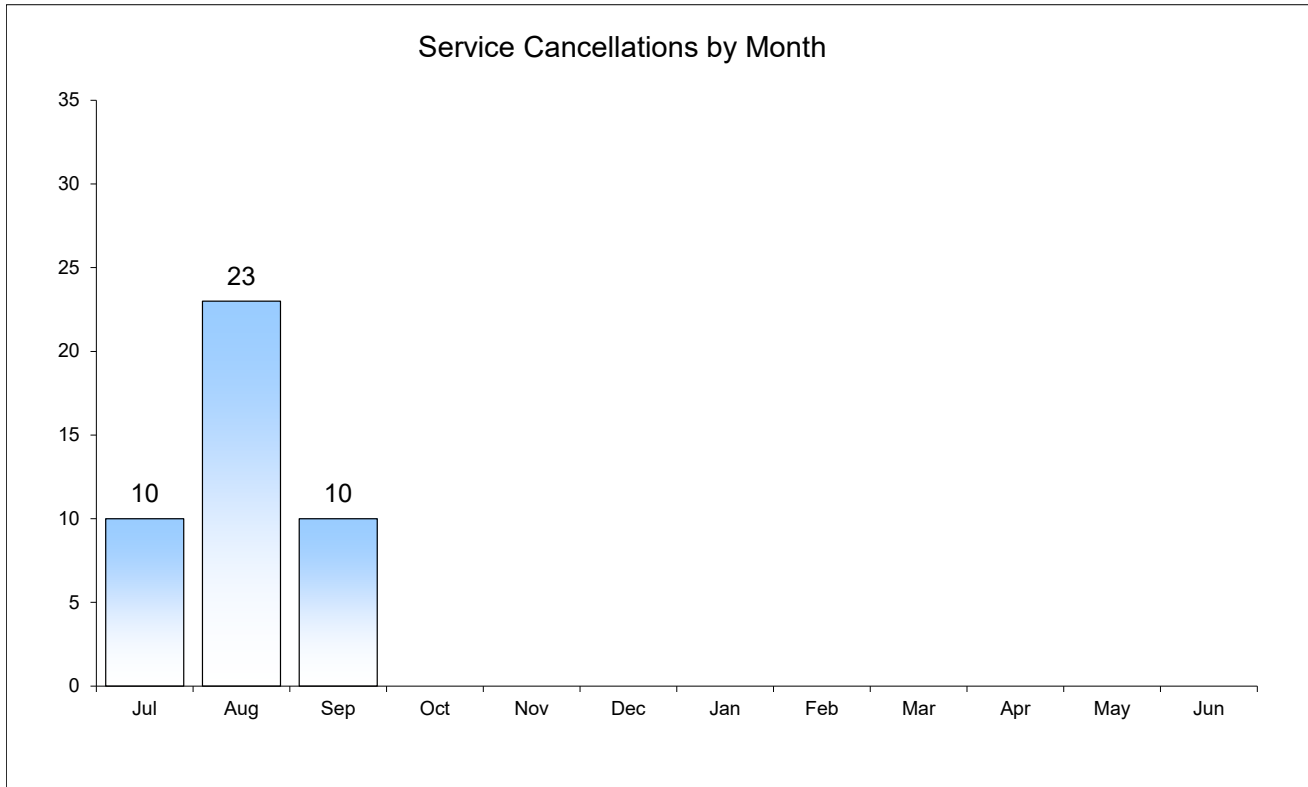
Supplemental / Special Event Service:

No supplemental service operated in September.



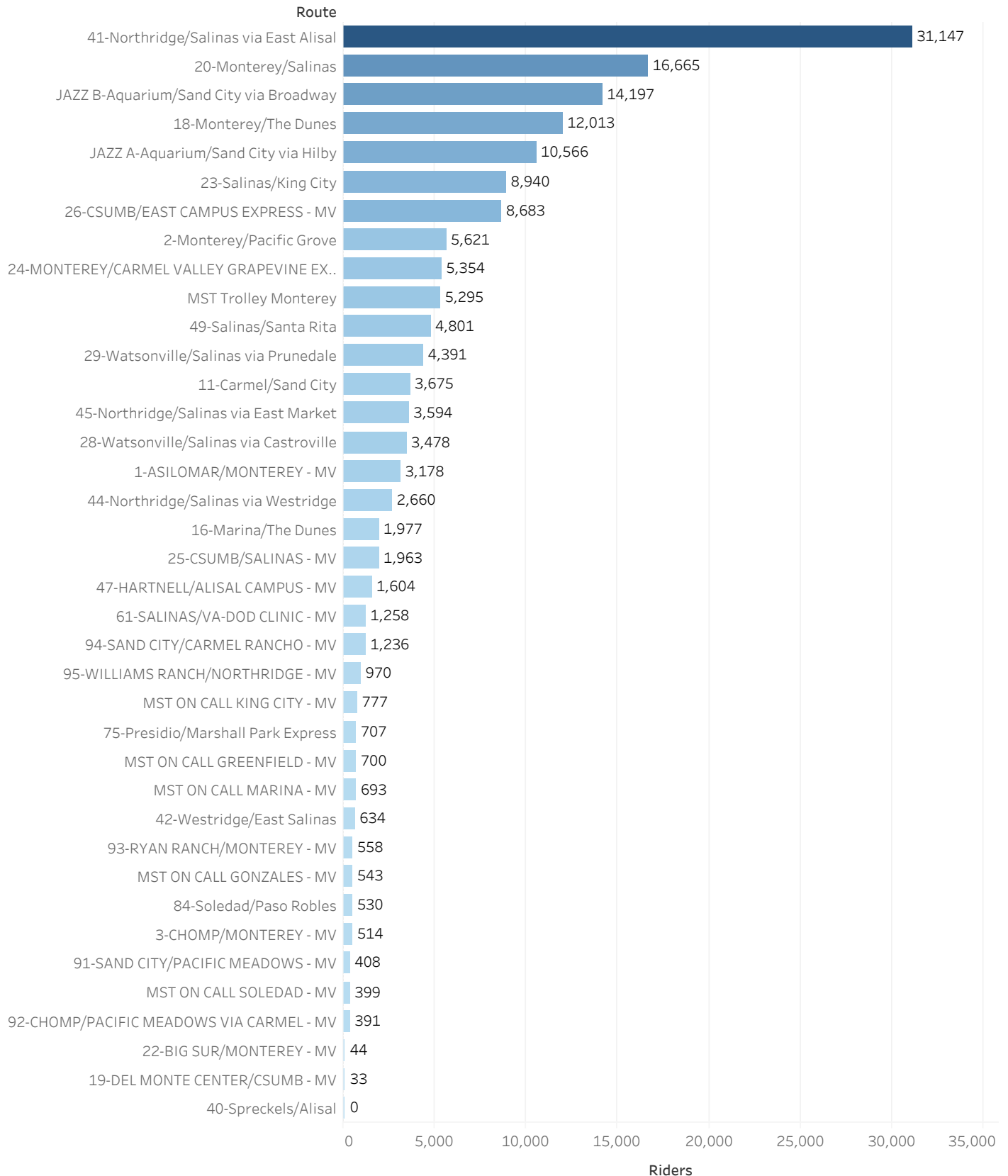
No special event service operated this month.

Fixed Route Operations Summary Report September 2021



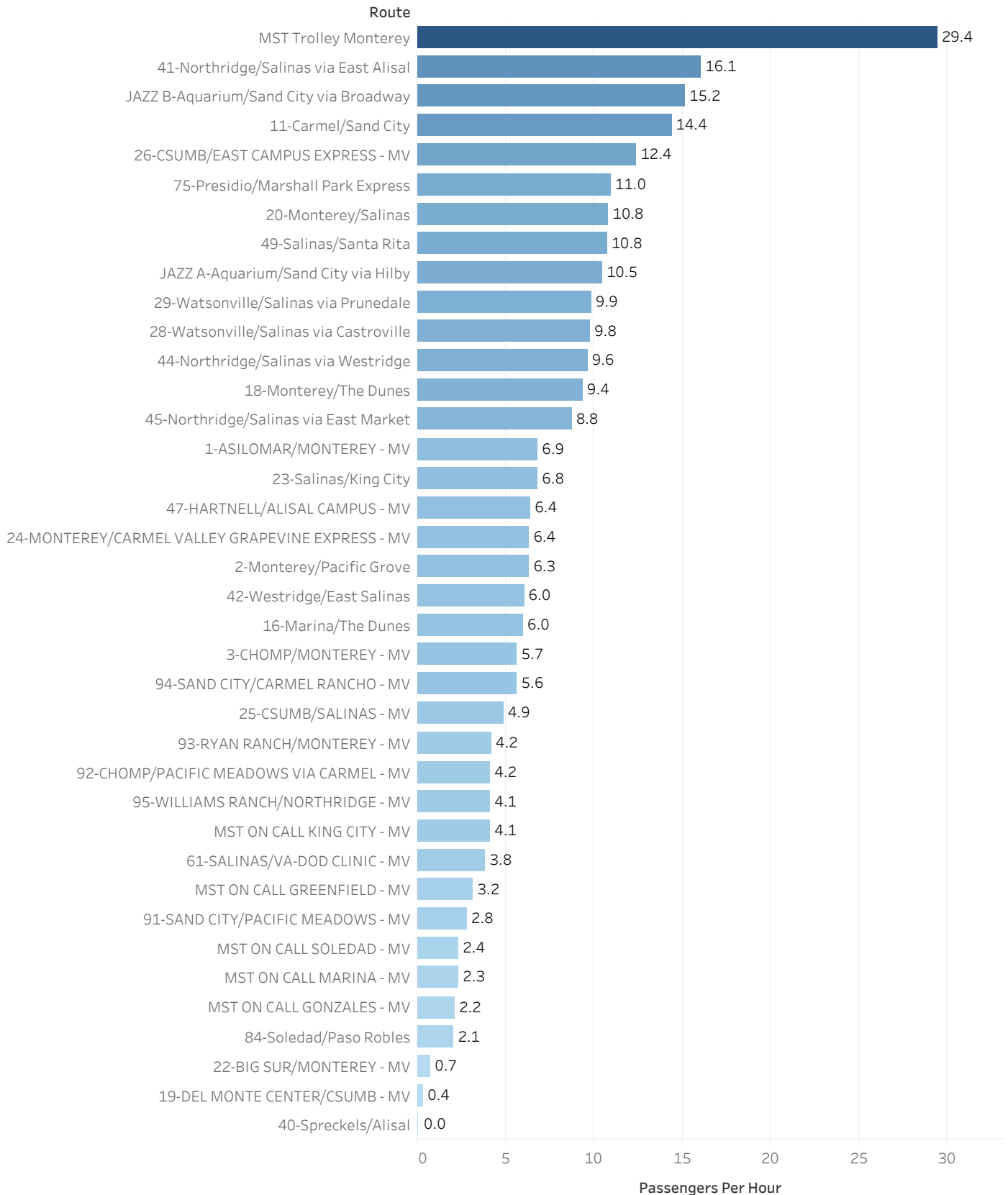
Ridership by Line

September 2021



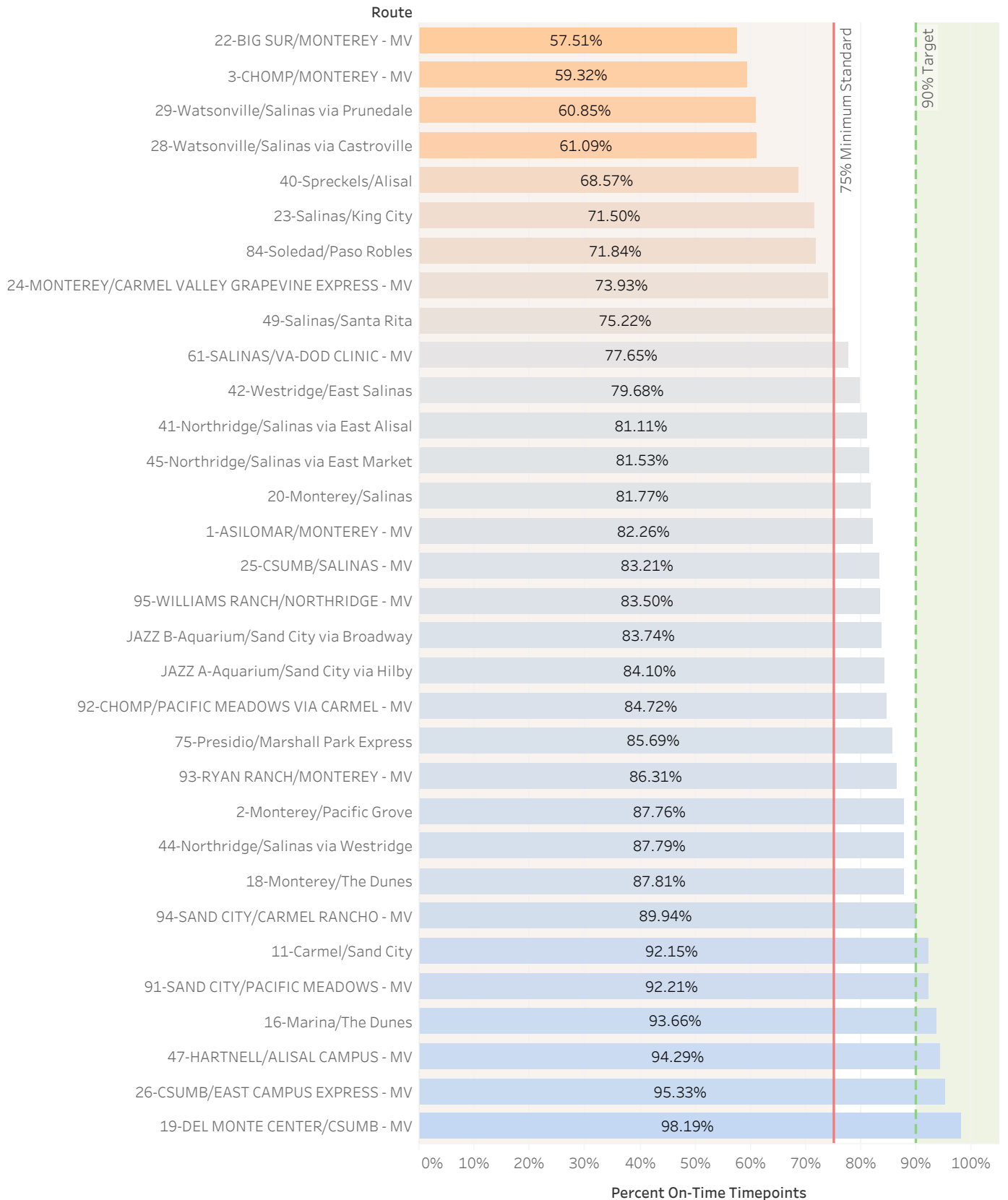
Productivity by Line

September 2021



Schedule Adherence by Line

September 2021



September 2021

Systemwide Ridership: 160,193

Systemwide Revenue Hours: 17225:32

Systemwide Revenue Miles: 252,755.8

Local - \$1.50 / \$.75

	Ridership	VRHrs	VRMi	Pax/Hr	% Riders	% Hrs
3-CHOMP/MONTEREY - MV	514	90:39	1,045.5	5.66	0.3%	0.5%
26-CSUMB/EAST CAMPUS EXPRESS - MV	8,683	701:24	8,784.9	12.38	5.4%	4.1%
Total	9,196	792:03	9,830.4	11.6	5.7%	4.6%

Microtransit - \$1.50 / \$.75

	Ridership	VRHrs	VRMi	Pax/Hr	% Riders	% Hrs
MST ON CALL MARINA - MV	693	300:00	2,334.0	2.31	0.4%	1.7%
MST ON CALL GONZALES - MV	543	252:00	1,148.0	2.15	0.3%	1.5%
MST ON CALL GREENFIELD - MV	700	220:30	1,185.0	3.17	0.4%	1.3%
MST ON CALL KING CITY - MV	777	189:00	1,201.0	4.11	0.5%	1.1%
MST ON CALL SOLEDAD - MV	399	168:00	1,343.0	2.38	0.2%	1.0%
Total	3,112	1129:30	7,211.0	2.8	1.9%	6.6%

Primary - \$2.50 / \$1.25 / \$0.75*

	Ridership	VRHrs	VRMi	Pax/Hr	% Riders	% Hrs
1-ASILOMAR/MONTEREY - MV	3,178	463:34	4,963.7	6.85	2.0%	2.7%
2-Monterey/Pacific Grove	5,621	889:54	9,784.2	6.32	3.5%	5.2%
11-Carmel/Sand City	3,675	255:30	3,645.5	14.38	2.3%	1.5%
16-Marina/The Dunes	1,977	328:00	5,416.4	6.03	1.2%	1.9%
18-Monterey/The Dunes	12,013	1281:18	14,816.6	9.38	7.5%	7.4%
19-DEL MONTE CENTER/CSUMB - MV	33	91:04	1,578.5	0.36	0.0%	0.5%
24-MONTEREY/CARMEL VALLEY GRAPEVINE EXPRESS - MV	5,354	843:08	16,756.3	6.35	3.3%	4.9%
25-CSUMB/SALINAS - MV	1,963	403:33	8,071.7	4.86	1.2%	2.3%
40-Spreckels/Alisal	0	10:23	134.9	0.00	0.0%	0.1%
41-Northridge/Salinas via East Alisal	31,147	1937:08	19,700.1	16.08	19.4%	11.2%
42-Westridge/East Salinas	634	105:00	1,100.0	6.03	0.4%	0.6%
44-Northridge/Salinas via Westridge	2,660	276:03	3,564.7	9.64	1.7%	1.6%
45-Northridge/Salinas via East Market	3,594	409:33	5,313.8	8.77	2.2%	2.4%
47-HARTNELL/ALISAL CAMPUS - MV	1,604	249:54	2,031.5	6.42	1.0%	1.5%
49-Salinas/Santa Rita	4,801	445:45	4,248.7	10.77	3.0%	2.6%
61-SALINAS/VA-DOD CLINIC - MV *	1,258	328:00	5,364.7	3.83	0.8%	1.9%
75-Presidio/Marshall Park Express	707	64:24	1,084.2	10.98	0.4%	0.4%
91-SAND CITY/PACIFIC MEADOWS - MV *	408	145:00	2,063.8	2.81	0.3%	0.8%
92-CHOMP/PACIFIC MEADOWS VIA CARMEL - MV *	391	94:00	1,075.5	4.16	0.2%	0.5%
93-RYAN RANCH/MONTEREY - MV *	558	133:42	2,176.7	4.18	0.3%	0.8%
94-SAND CITY/CARMEL RANCHO - MV *	1,236	220:00	3,017.8	5.62	0.8%	1.3%
95-WILLIAMS RANCH/NORTHRIDGE - MV *	970	234:30	2,543.5	4.14	0.6%	1.4%
JAZZ A-Aquarium/Sand City via Hilby	10,566	1010:49	10,360.4	10.45	6.6%	5.9%
JAZZ B-Aquarium/Sand City via Broadway	14,197	935:56	10,324.2	15.17	8.9%	5.4%
Total	108,542	11156:08	139,137.5	9.7	67.8%	64.8%

Regional - \$3.50 / \$1.75

	Ridership	VRHrs	VRMi	Pax/Hr	% Riders	% Hrs
20-Monterey/Salinas	16,665	1541:53	30,119.5	10.81	10.4%	9.0%
22-BIG SUR/MONTEREY - MV	44	60:36	1,319.6	0.73	0.0%	0.4%
23-Salinas/King City	8,940	1309:57	39,430.0	6.82	5.6%	7.6%
28-Watsonville/Salinas via Castroville	3,478	355:30	8,866.0	9.78	2.2%	2.1%
29-Watsonville/Salinas via Prunedale	4,391	444:45	8,434.8	9.87	2.7%	2.6%
84-Soledad/Paso Robles	530	255:06	7,240.1	2.08	0.3%	1.5%
Total	34,048	3967:47	95,410.0	8.6	21.3%	23.0%

Trolley

	Ridership	VRHrs	VRMi	Pax/Hr	% Riders	% Hrs
MST Trolley Monterey	5,295	180:04	1,166.9	29.41	3.3%	1.0%
Total	5,295	180:04	1,166.9	29.4	3.3%	1.0%

Blank Page

MOBILITY DEPARTMENT UPDATE – SEPTEMBER 2021

Outreach and Training:

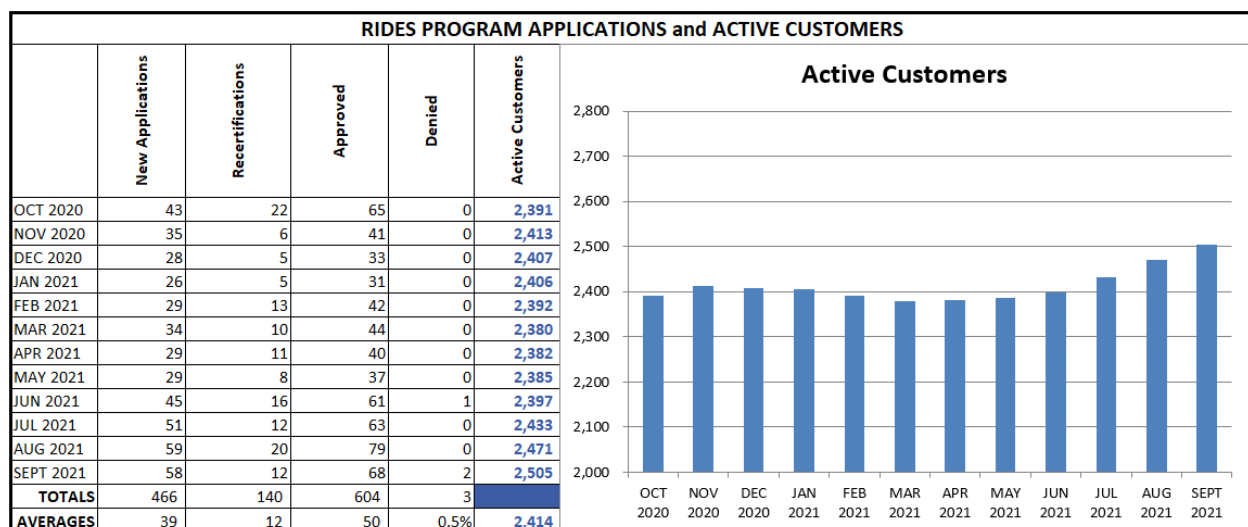
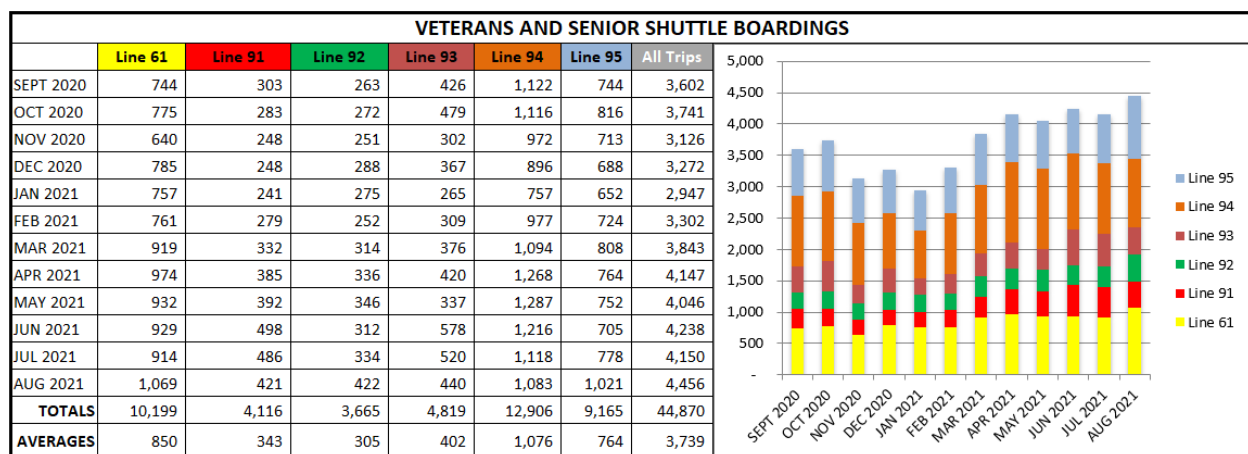
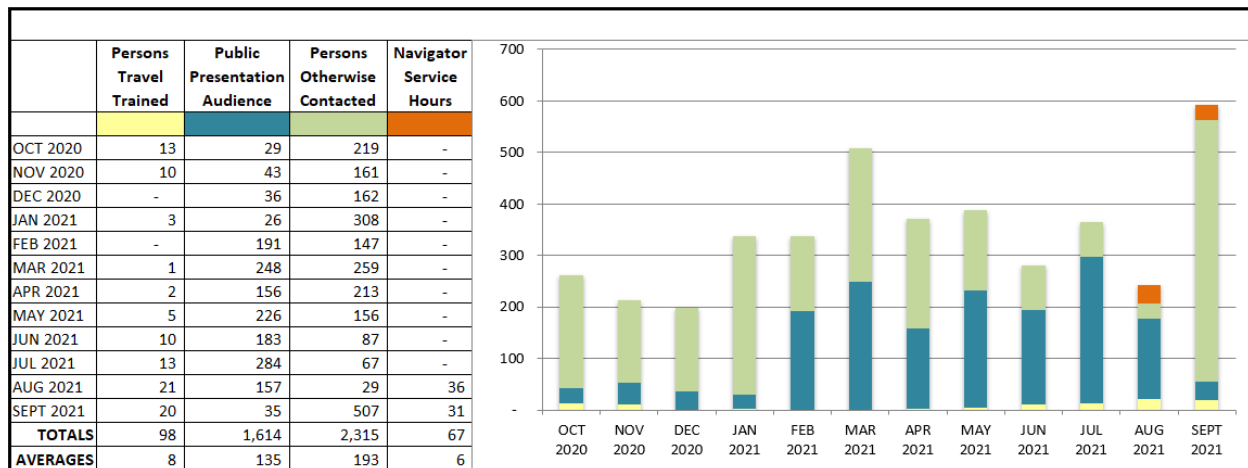
- Mobility Specialist participated in the Monterey County Fair Senior Day Event, where the Specialist set up a table to promote MST services and mobility programs.
- Mobility Specialist participated in the Presidio of Monterey Retiree Appreciation Day Event, where the Specialist set up a table to promote MST services and mobility programs.
- Mobility Specialist and a Navigator Volunteer were invited guests to the Junsay Oaks Senior Apartments in Marina. The Specialist and Navigator set up an informational table on MST services and mobility programs.
- Mobility Specialist participated in the Senior Luncheon and Food Bank Day hosted by the Sally Griffin Active Living Center. The Specialist set up an informational table on MST services and mobility programs.
- Mobility Specialist was a guest at Merrill Gardens at Monterey, where the Specialist set up an informational table on MST services and mobility programs.
- Mobility Specialist and a Navigator Volunteer were invited guests at the Sherwood Village Apartment in Salinas, where they set up an informational table on MST services and mobility programs.
- Mobility Specialist was a guest at Canterbury Woods in Pacific Grove, where the Specialist set up an informational table on MST services and mobility programs.
- Mobility Specialist provided in-person travel training to a senior who learned how to safely use the MST bus system using bus lines 1, 2, and 93.

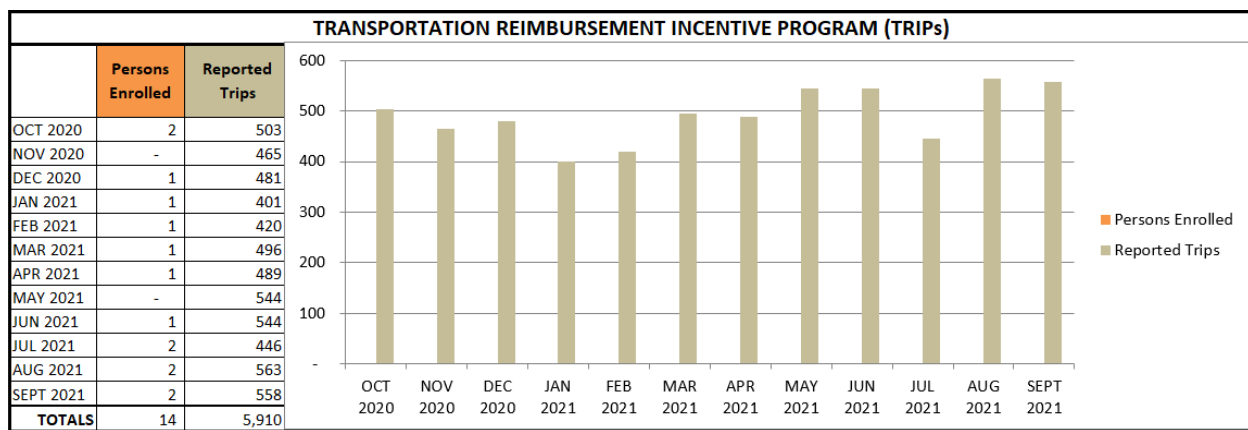
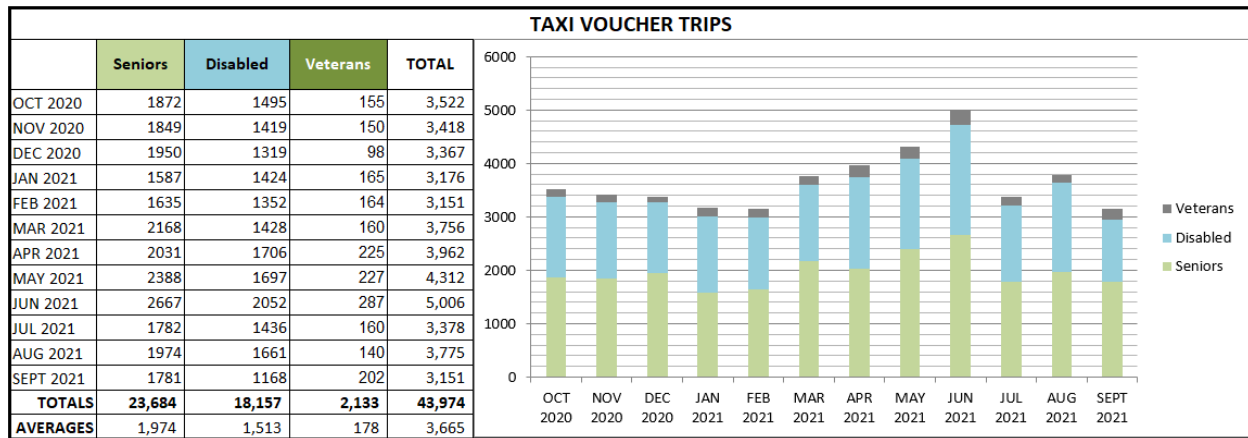
Taxi Voucher Program:

- Mobility Specialist processed 1,650 voucher requests for the 1st quarter in September for both the disabled and Salinas senior voucher program.
- The Veterans distribution locations sites issued 291 taxi vouchers in September.
- Mobility Specialist processed 3,806 redeemed vouchers for taxi provider reimbursement.

Transportation Reimbursement Incentive Program:

- There are currently 70 seniors, 18 persons with disabilities, and 12 Veterans enrolled in the program.





Blank Page

ATTACHMENT 3

Date: October 21, 2021

To: Carl Sedoryk, General Manager/CEO

From:  Norman K. Tuitavuki, Chief Operating Officer

Subject: **Maintenance Department Monthly Report – September 2021**

This report summarizes the performance and major activities of the Maintenance Department as well as fuel and operating expenses during the month.

Fuel Budget FY2022	Average Fuel Price September 2021	Average Fuel Price FY2022
Diesel: \$3.40	\$3.11	\$3.09
Gasoline: \$3.40	\$3.86	\$3.85

Period	Revenue Fleet Operating Cost Per Mile	Revenue Fleet Miles Between Major Mechanical Road Calls:¹
September 2021	\$1.52	16,506
YTD FY 2022	\$1.26	19,140
FY 2021	\$1.23	54,756
FY 2020	\$1.05	30,571

¹ **Minimum:** 7,000 Miles; **Goal:** 15,000 Miles

Department Activities/Comments:

In September 2021, MST traveled 16,506 miles between major mechanical failures – achieving the 15,000-mile goal. MST has continued to meet or exceed the stated Goal within this area of performance.

It should be noted that MST has dramatically reduced the overall number of revenue miles traveled to conform with current ridership demands, availability of coach operators, and other factors resulting from the COVID-19 pandemic. As MST begins to operate more service, we should realize an increase in the number of miles traveled between major mechanical failures.

MST's operating cost per mile for September 2021, slightly increased to \$1.52 per mile from \$1.17 per mile in August 2021. Staff continues to focus their efforts on cleaning, disinfecting, repairing, and maintaining all MST vehicles.

September's cost per gallon for gasoline decreased by .06 cents. September's cost per gallon for diesel decreased by .05 cents.

MST's Maintenance Management team continues working closely with Human Resources to recruit for several open positions. I attended the Zero Emission Bus (ZEB) Conference in Denver, Colorado. The ZEB conference was specifically focused on both battery-electric and hydrogen fuel cell bus technology. I participated in sessions that described best practices for both technologies. I was also able to see new ZEB charging technologies in person for consideration at MST as we develop and finalize our Zero Emission Bus Roll-Out Plan to comply with the Innovative Clean Transit (ICT) regulation.

Prepared by: Norman K. Tuitavuki Reviewed by: Carl G. Sedoryk
Norman Tuitavuki Carl G. Sedoryk

September 2021
MST Operated Fixed Route Fleet Summary Information

Fleet Bus #	New (Yes/ No)	Manufacturer Model/Year	Quantity In Revenue Service	Engine	Fuel Type	Fleet Bus #	Life To Date Miles	Fleet Bus #
1714	No	Gillig 40' Low-floor 2003	1	Detroit DC Series 50 ERG	ULS Diesel	1714	686,734	1714
1715	No	Gillig 40' Low-floor 2005	1	Detroit DC Series 50 ERG	ULS Diesel	1715	758,480	1715
1716	No	Gillig 40' Low-floor 2003	1	Detroit DC Series 50 ERG	ULS Diesel	1716	676,512	1716
1717	No	Gillig 40' Low-floor 2007	1	Detroit DC Series 50 ERG	ULS Diesel	1717	695,947	1717
1718	No	Gillig 40' Low-floor 2008	1	Detroit DC Series 50 ERG	ULS Diesel	1718	713,582	1718
1719	No	Gillig 40' Low-floor 2009	1	Detroit DC Series 50 ERG	ULS Diesel	1719	639,348	1719
1721	No	Gillig 40' Low-floor 2011	1	Detroit DC Series 50 ERG	ULS Diesel	1721	727,743	1721
1722	No	Gillig 40' Low-floor 2012	1	Detroit DC Series 50 ERG	ULS Diesel	1722	683,794	1722
1724	No	Gillig 40' Low-floor 2014	1	Detroit DC Series 50 ERG	ULS Diesel	1724	673,001	1724
1725	No	Gillig 40' Low-floor 2008	1	Cummins ISM 280 HP	ULS Diesel	1725	441,410	1725
1726	No	Gillig 40' Low-floor 2009	1	Cummins ISM 280 HP	ULS Diesel	1726	493,920	1726
1727	No	Gillig 40' Low-floor 2010	1	Cummins ISM 280 HP	ULS Diesel	1727	385,510	1727
1728	No	Gillig 40' Low-floor 2011	1	Cummins ISM 280 HP	ULS Diesel	1728	480,713	1728
1729	No	Gillig 40' Low-floor 2012	1	Cummins ISM 280 HP	ULS Diesel	1729	482,180	1729
1730	No	Gillig 40' Low-Floor 2015	1	Cummins ISM 280 HP	ULS Diesel	1730	319,305	1730
1731	No	Gillig 40' Low-Floor 2015	1	Cummins ISM 280 HP	ULS Diesel	1731	306,678	1731
1732	No	Gillig 40' Low-Floor 2015	1	Cummins ISM 280 HP	ULS Diesel	1732	329,273	1732
1733	No	Gillig 40' Low-Floor 2015	1	Cummins ISM 280 HP	ULS Diesel	1733	364,905	1733
1734	No	Gillig 40' Low-Floor 2018	1	Cummins ISM 280 HP	ULS Diesel	1734	145,815	1734
1735	No	Gillig 40' Low-Floor 2018	1	Cummins ISM 280 HP	ULS Diesel	1735	164,478	1735
1736	No	Gillig 40' Low-Floor 2018	1	Cummins ISM 280 HP	ULS Diesel	1736	157,767	1736
1737	No	Gillig 40' Low-Floor 2018	1	Cummins ISM 280 HP	ULS Diesel	1737	161,612	1737
1738	No	Gillig 40' Low-Floor 2018	1	Cummins ISM 280 HP	ULS Diesel	1738	169,111	1738
1739	No	Gillig 40' Low-Floor 2018	1	Cummins ISM 280 HP	ULS Diesel	1739	165,835	1739
1740	No	Gillig 40' Low-Floor 2018	1	Cummins ISM 280 HP	ULS Diesel	1740	162,582	1740
1741	No	Gillig 40' Low-Floor 2018	1	Cummins ISM 280 HP	ULS Diesel	1741	149,736	1741
1742	No	Gillig 40' Low-Floor 2018	1	Cummins ISM 280 HP	ULS Diesel	1742	165,833	1742
1743	No	Gillig 40' Low-Floor 2018	1	Cummins ISM 280 HP	ULS Diesel	1743	174,266	1743
1744	No	Gillig 40' Low-Floor 2018	1	Cummins ISM 280 HP	ULS Diesel	1744	172,519	1744
1745	No	Gillig 40' Low-Floor 2018	1	Cummins ISM 280 HP	ULS Diesel	1745	170,965	1745
1901	No	2003 Optima Trolley Electric	1	Cummins ISB	Electric	1901	134,169	1901
1907	No	2003 Optima Trolley	1	Cummins ISB	ULS Diesel	1907	222,586	1907
1908	No	2003 Optima Trolley	1	Cummins ISB	ULS Diesel	1908	178,452	1908
1909	No	2019 Home Town Trolley 30 Foot	1	CUMMINS 280HP	ULS Diesel	1909	4,757	1909
1910	No	2019 Home Town Trolley 30 Foot	1	CUMMINS 280HP	ULS Diesel	1910	7,533	1910
1911	No	2019 Home Town Trolley 30 Foot	1	CUMMINS 280HP	ULS Diesel	1911	4,632	1911
1912	No	2019 Home Town Trolley 30 Foot	1	CUMMINS 280HP	ULS Diesel	1912	6,540	1912
1913	No	2019 Home Town Trolley 30 Foot	1	CUMMINS 280HP	ULS Diesel	1913	8,403	1913
2001	No	Gillig 35' Low-floor 2007	1	Cummins ISM 280 HP	ULS Diesel	2001	468,642	2001
2002	No	Gillig 35' Low-floor 2007	1	Cummins ISM 280 HP	ULS Diesel	2002	489,632	2002
2003	No	Gillig 35' Low-floor 2007	1	Cummins ISM 280 HP	ULS Diesel	2003	556,099	2003
2004	No	Gillig 35' Low-floor 2007	1	Cummins ISM 280 HP	ULS Diesel	2004	587,697	2004
2006	No	Gillig 35' Low-floor 2007	1	Cummins ISM 280 HP	ULS Diesel	2006	606,683	2006
2007	No	Gillig 35' Low-floor 2007	1	Cummins ISM 280 HP	ULS Diesel	2007	577,435	2007
2008	No	Gillig 35' Low-floor 2007	1	Cummins ISM 280 HP	ULS Diesel	2008	592,732	2008
2009	No	Gillig 35' Low-floor 2007	1	Cummins ISM 280 HP	ULS Diesel	2009	592,551	2009
2011	No	Gillig 35' Low-floor 2015	1	Cummins ISL 281	ULS Diesel	2011	285,382	2011
2012	No	Gillig 35' Low-floor 2015	1	Cummins ISL 282	ULS Diesel	2012	289,915	2012
2013	No	Gillig 35' Low-floor 2015	1	Cummins ISL 283	ULS Diesel	2013	254,418	2013
2014	No	Gillig 35' Low-floor 2015	1	Cummins ISL 284	ULS Diesel	2014	284,835	2014
2015	No	Gillig 35' Low-floor 2015	1	Cummins ISL 285	ULS Diesel	2015	257,969	2015
2016	No	Gillig 35' Low-floor 2015	1	Cummins ISL 286	ULS Diesel	2016	250,447	2016
2017	No	Gillig 35' Low-floor 2015	1	Cummins ISL 287	ULS Diesel	2017	274,238	2017
2018	No	Gillig 35' Low-floor 2015	1	Cummins ISL 288	ULS Diesel	2018	265,074	2018
2019	No	Gillig 35' Low-floor 2015	1	Cummins ISL 289	ULS Diesel	2019	275,960	2019
2020	No	Gillig 35' Low-floor 2015	1	Cummins ISL 290	ULS Diesel	2020	246,417	2020
2021	No	Gillig 35' Low-floor 2015	1	Cummins ISL 291	ULS Diesel	2021	248,474	2021
2022	No	Gillig 35' Low-Floor 2018	1	Cummins ISM 280 HP	ULS Diesel	2022	137,767	2022
2023	No	Gillig 35' Low-Floor 2018	1	Cummins ISM 280 HP	ULS Diesel	2023	163,013	2023
2024	No	Gillig 35' Low-Floor 2018	1	Cummins ISM 280 HP	ULS Diesel	2024	131,136	2024
2025	No	Gillig 35' Low-Floor 2018	1	Cummins ISM 280 HP	ULS Diesel	2025	120,983	2025
2026	No	Gillig 35' Low-Floor 2018	1	Cummins ISM 280 HP	ULS Diesel	2026	146,706	2026
2027	No	Gillig 35' Low-Floor 2018	1	Cummins ISM 280 HP	ULS Diesel	2027	106,837	2027
2028	No	Gillig 35' Low-Floor 2018	1	Cummins ISM 280 HP	ULS Diesel	2028	133,105	2028
2029	No	Gillig 35' Low-Floor 2018	1	Cummins ISM 280 HP	ULS Diesel	2029	139,022	2029
2030	No	Gillig 35' Low-Floor 2018	1	Cummins ISM 280 HP	ULS Diesel	2030	114,006	2030
2101	No	Gillig 40' Low-Floor 2013	1	Cummins ISL 280	ULS Diesel	2101	427,601	2101
2102	No	Gillig 40' Low-Floor 2015	1	Cummins ISL 280	ULS Diesel	2102	492,846	2102
2103	No	Gillig 40' Low-Floor 2015	1	Cummins ISL 280	ULS Diesel	2103	487,137	2103
2104	No	Gillig 40' Low-Floor 2015	1	Cummins ISL 280	ULS Diesel	2104	488,326	2104
2105	No	Gillig 40' Suburban 2018	1	Cummins ISM 280 HP	ULS Diesel	2105	274,232	2105
2106	No	Gillig 40' Suburban 2018	1	Cummins ISM 280 HP	ULS Diesel	2106	260,601	2106
2107	No	Gillig 40' Suburban 2018	1	Cummins ISM 280 HP	ULS Diesel	2107	264,406	2107
2108	No	Gillig 40' Suburban 2018	1	Cummins ISM 280 HP	ULS Diesel	2108	161,356	2108
2109	No	Gillig 40' Suburban 2018	1	Cummins ISM 280 HP	ULS Diesel	2109	159,792	2109
2110	No	Gillig 40' Suburban 2018	1	Cummins ISM 280 HP	ULS Diesel	2110	31,855	2110
2200	No	BYD ELECTRIC 2018	1	K7M	Electric	2200	36,677	2200

September 2021
MST Operated Fixed Route Fleet Summary Information

Fleet Bus #	New (Yes/ No)	Manufacturer Model/Year	Quantity In Revenue Service	Engine	Fuel Type	Fleet Bus #	Life To Date Miles	Fleet Bus #
2201	No	BYD ELECTRIC 2018	1	K7M	Electric	2201	33,714	2201
2202	Yes	Gillig Electric Bus 2021	1	Cummins	Electric	2202	1294	2202
2203	Yes	Gillig Electric Bus 2021	1	Cummins	Electric	2203	1285	2203
4501	No	MCI D4500 45' 2009	1	Cummins ISM 480 HP	ULS Diesel	4501	695,553	4501
4502	No	MCI D4500 45' 2010	1	Cummins ISM 480 HP	ULS Diesel	4502	740,002	4502
4503	No	MCI D4500 45' 2010	1	Cummins ISM 480 HP	ULS Diesel	4503	831,995	4503
4504	No	MCI D4500 45' 2012	1	Cummins ISM 480 HP	ULS Diesel	4504	656,007	4504
4505	No	MCI D4500 45' 2015	1	Cummins ISX 385 HP	ULS Diesel	4505	509,746	4505
4506	No	MCI D4500 45' 2015	1	Cummins ISX 385 HP	ULS Diesel	4506	497,037	4506
Total Revenue Vehicles-Active Fleet:			86					
Contingency Fleet	1122	Gillig Phantom 2003 35'	1	Detroit DC Series ERG	ULS Diesel	1122	525,418	1122
Contingency Fleet	1126	Gillig Phantom 2003 35'	1	Detroit DC Series ERG	ULS Diesel	1126	563,746	1126
Contingency Fleet	1706	Gillig Low-floor 2002 40'	1	Cummins ISM 280 HP	ULS Diesel	1706	625,594	1706
Contingency Fleet	1708	Gillig Low-floor 2002 40'	1	Cummins ISM 280 HP	ULS Diesel	1708	628,813	1708
Contingency Fleet	1709	Gillig Low-floor 2002 40'	1	Cummins ISM 280 HP	ULS Diesel	1709	618,890	1709
Contingency Fleet	1720	Gillig 40' Low-floor 2010	1	Detroit DC Series 50 ERG	ULS Diesel	1720	627,160	1720
Contingency Fleet	1723	Gillig 40' Low-floor 2013	1	Detroit DC Series 50 ERG	ULS Diesel	1723	618,808	1723
Contingency Fleet	1801	Gillig 40' Suburban 2002	1	Cummins ISM 280 HP	ULS Diesel	1801	971,617	1801
Contingency Fleet	1803	Gillig 40' Suburban 2002	1	Cummins ISM 280 HP	ULS Diesel	1803	1,061,827	1803
Contingency Fleet	1807	Gillig 40' Suburban 2003	1	Detroit DC Series 50 ERG	ULS Diesel	1807	960,095	1807
Contingency Fleet	2005	Gillig 35' Low-floor 2007	1	Cummins ISM 280 HP	ULS Diesel	2005	547,297	2005
Contingency Fleet	2010	Gillig 35' Low-floor 2007	1	Cummins ISM 280 HP	ULS Diesel	2010	520,182	2010
Total Contingency Fleet			12					
Total Fleet			98					
	Revenue Fleet	Non-Revenue Fleet			Current Inventory Value: 09/30/21			
Miles:	214,581	42,183		Fuel, Coolant & Lubricants:	158,652			
Gallons:	44,412	2,245		Parts & Supplies:	237,613			
Average Miles Per Gallon:	4.8	18.8		Total Value:	396,265			

Year to Date Comparison



All Road Calls - By Category

FY 2021 & FY 2022

CUMULATIVE YEAR-TO-DATE

70

60

50

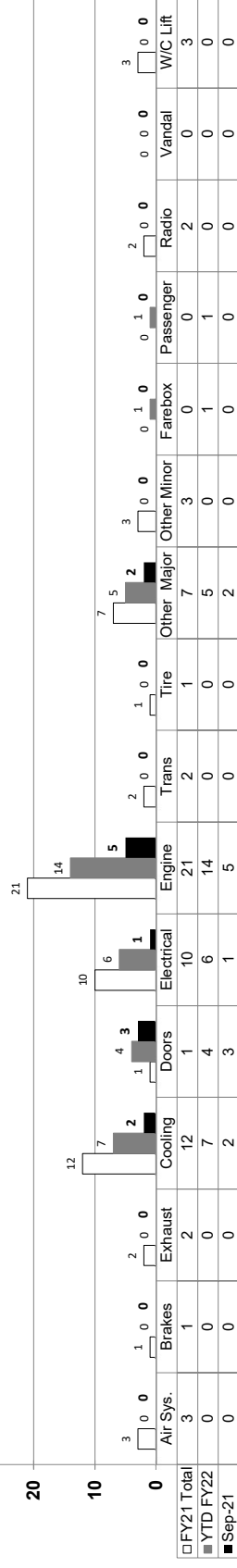
40

30

20

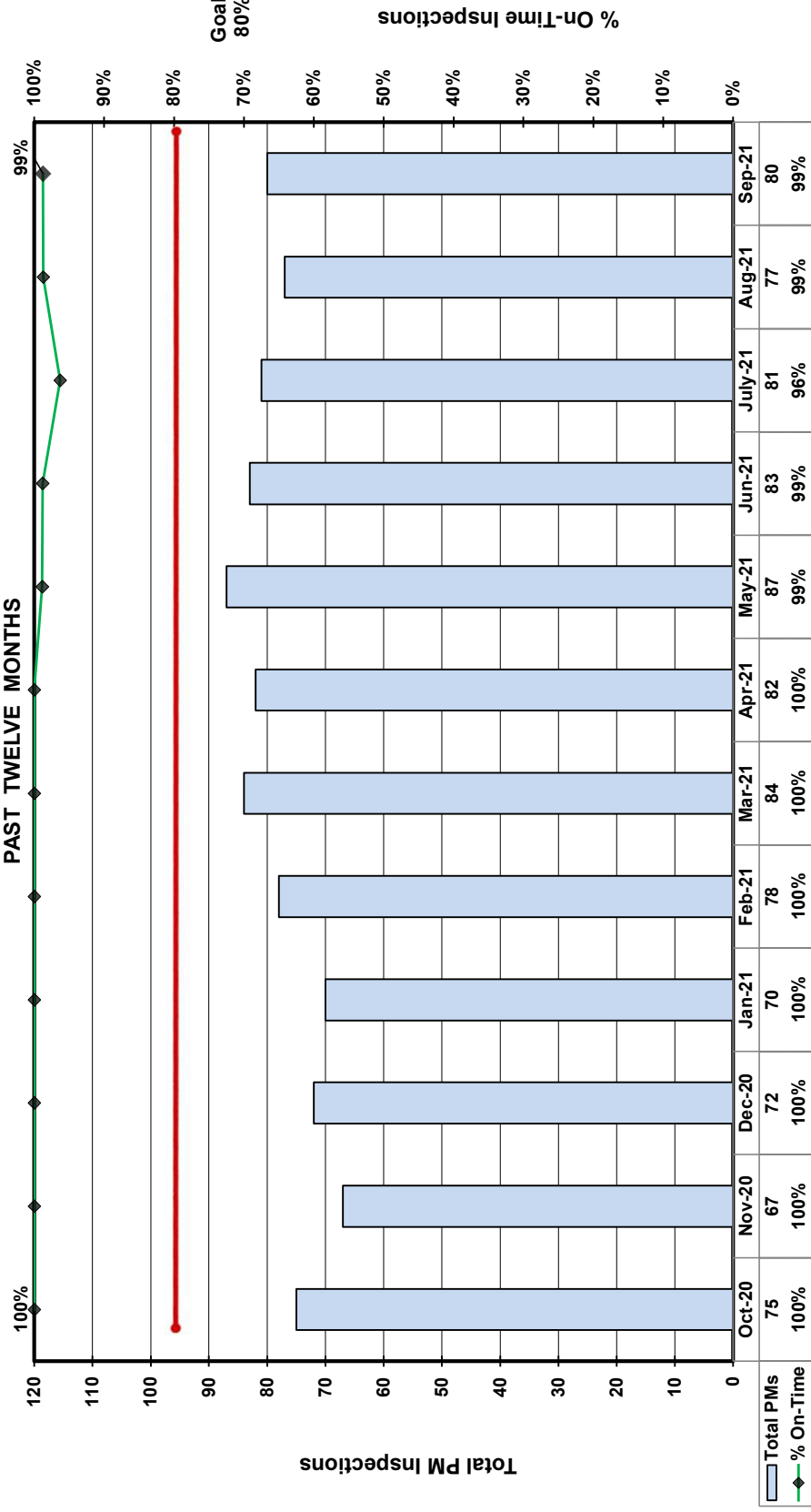
10

OCCURENCES



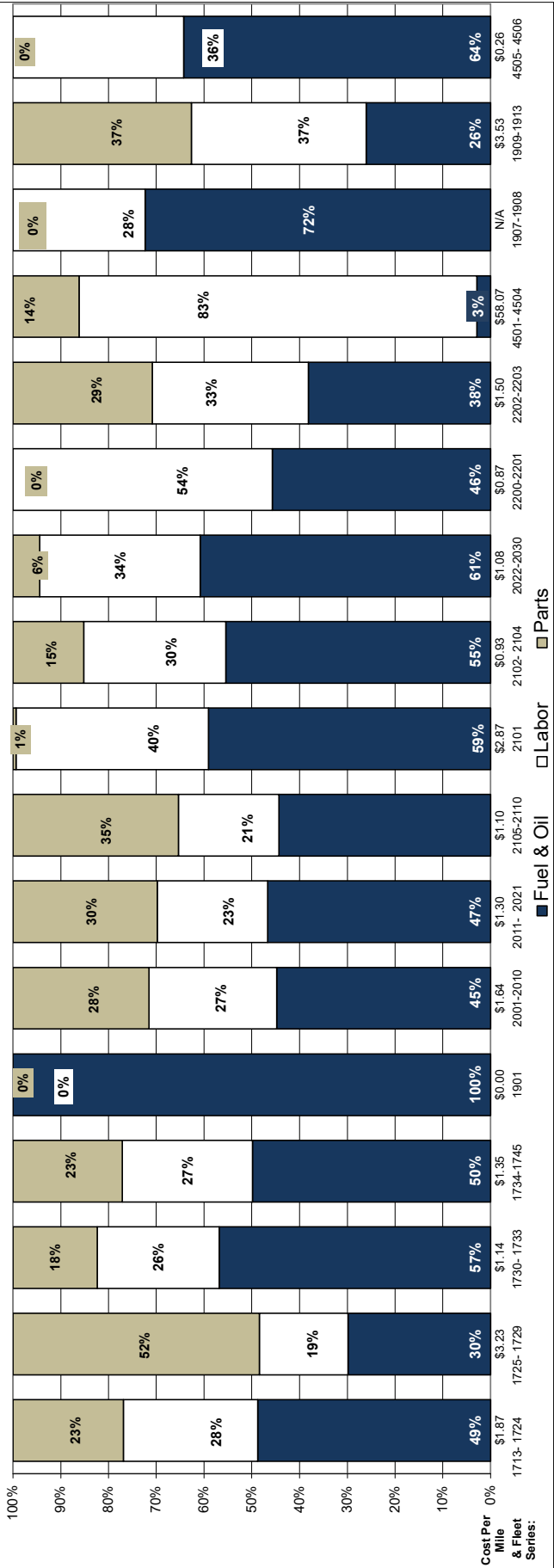
her Major" and "Other Minor" categories includes major or minor mechanical failures not listed on this chart

PREVENTIVE MAINTENANCE (PMs) INSPECTIONS



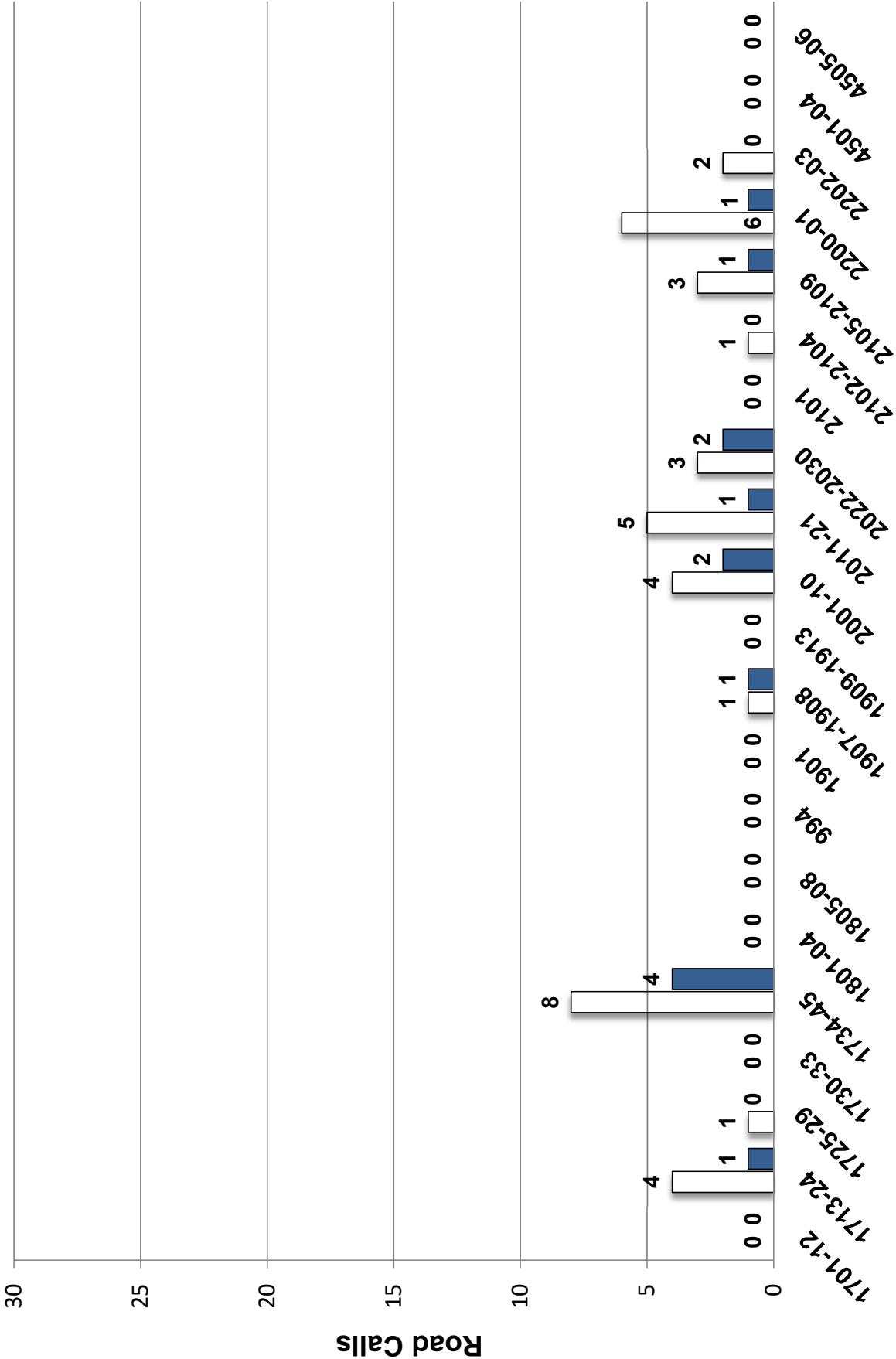
Revenue Fleet: Cost Per Mile

September 2021



September 2021: ALL ROAD CALLS BY BUS SERIES
Major Mechanical 13 : Other/Minor Mechanical

Total Miles 214,581



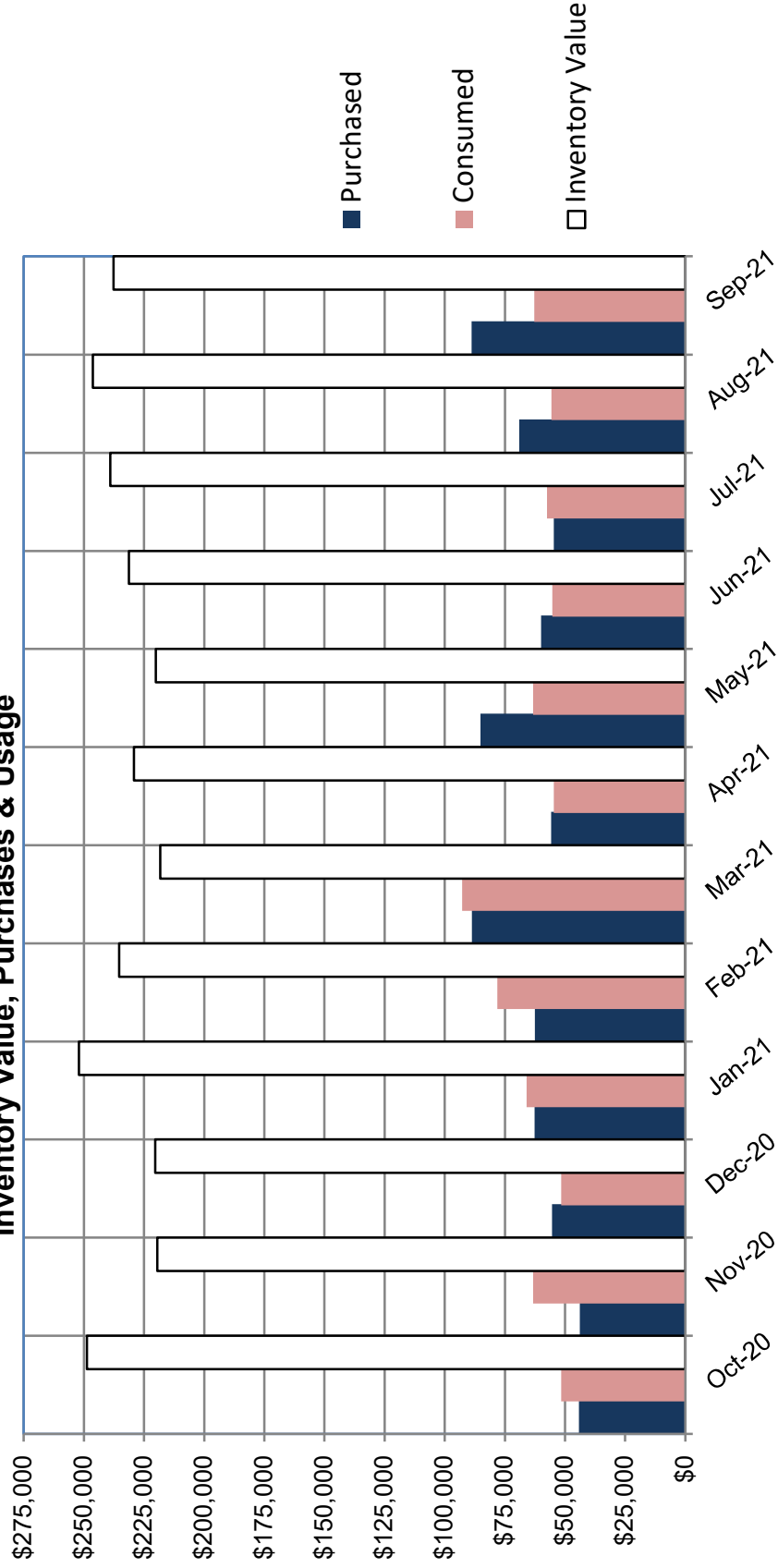
Fleet Series

□ FY22 YTD

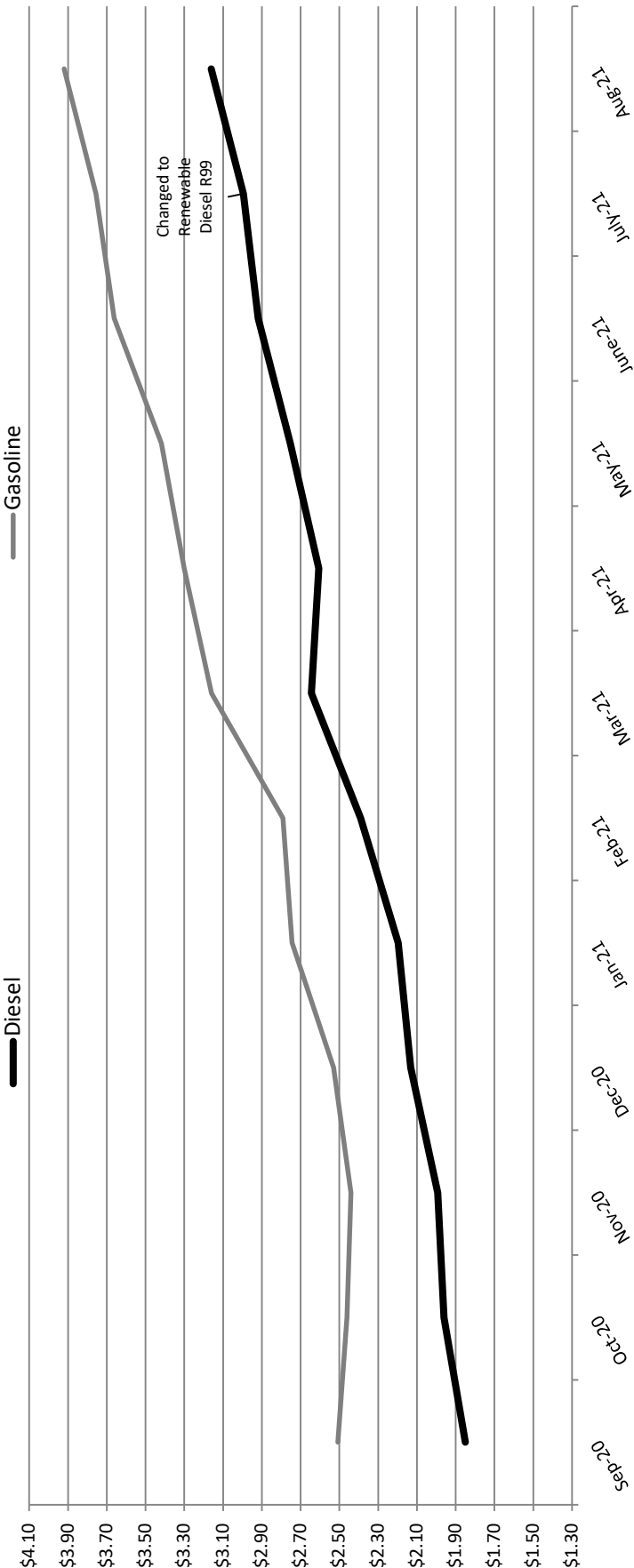
■ Sep-21

FY 2022 - Fleet Support

Inventory Value, Purchases & Usage



12 Month Rolling Fuel Cost
(Monthly Average)



12 Month Average:
Diesel: \$1.88
Gasoline: \$2.36

FY21 Average:
Diesel: \$2.02
Gasoline: \$2.56

FY21 Fuel Budget
Diesel: \$2.32
Gasoline: \$2.63

Blank Page

ATTACHMENT 4

Date: November 2, 2021

To: C. Sedoryk, General Manager/CEO

From: Lisa Rheinheimer, Assistant General Manager; Michelle Overmeyer, Director of Planning /Innovation, Andrea Williams, General Accounting & Budget Manager; Mark Eccles, Director of Information Technology; Kelly Halcon, Director of Human Resources/Risk Management; Sonia Wills, Customer Service Supervisor.

Subject: **Administration Department Monthly Report – September 2021**

The following significant events occurred in Administration work groups for the month of September 2021:

Human Resources

A total employment level for September 2021 is summarized as follows:

Positions	Budget FY22	Actual	Difference
Coach Operators F/T	126	116	-10
Coach Operators Limited Duty	0	0	0
CO Occupational Injuries	(1)	(0)	(-1)
Operations Staff	33	29	-4
Maintenance & Facilities	55	46	-9
Administrative (Interns 1 PT)	36	29	-7
Total	251	220	-31

*Total budget numbers do not include the C/O on Long Term Leave as those numbers are already reflected in the Coach Operators/Trainees number.

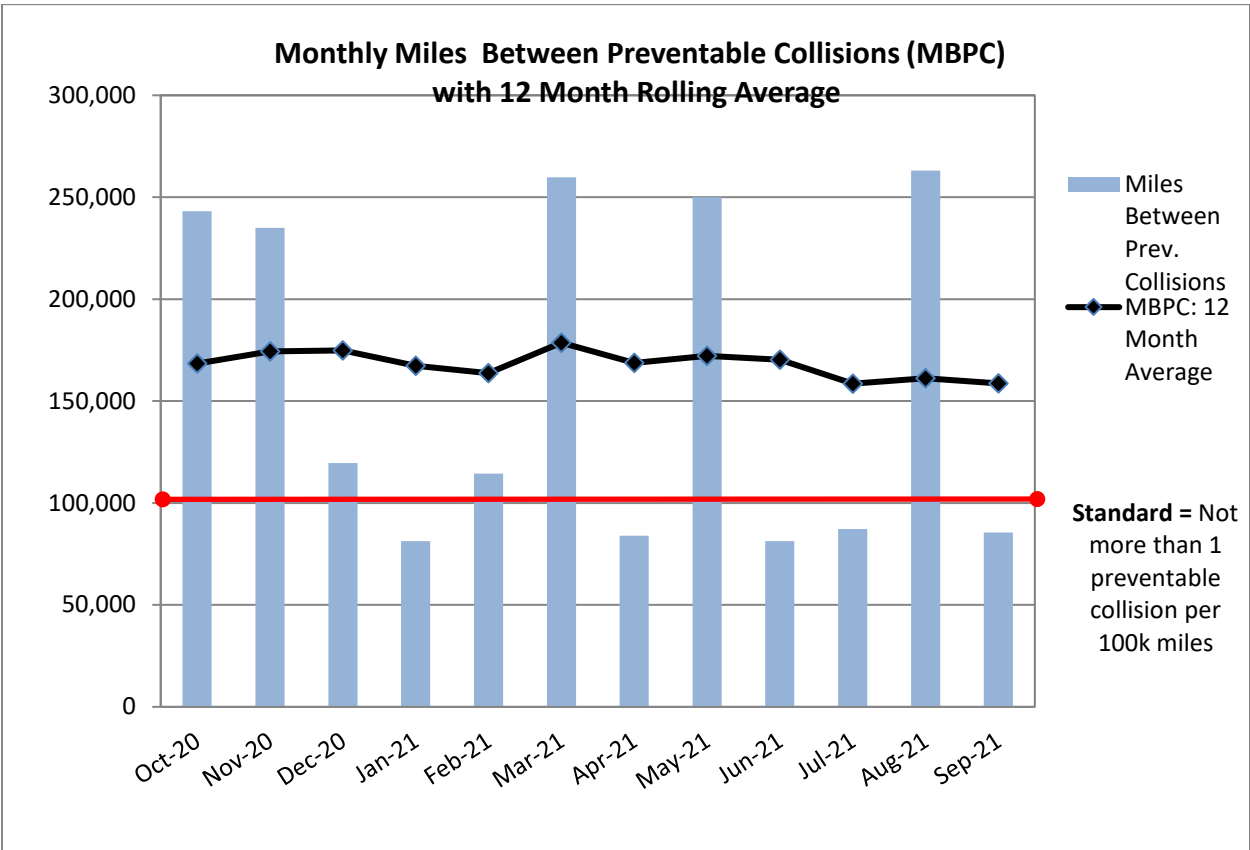
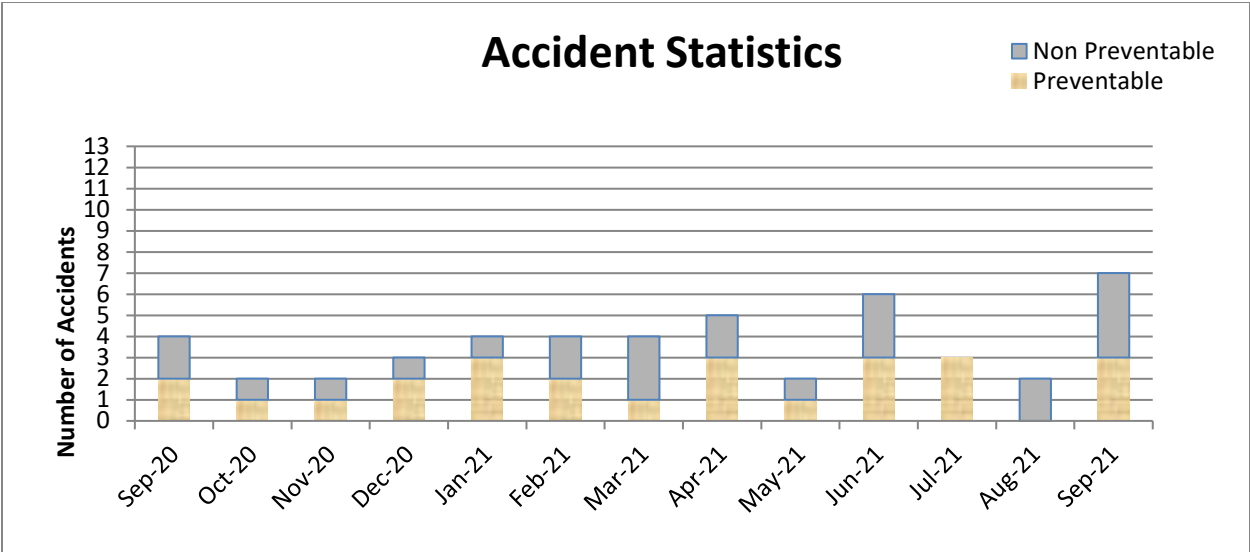
September Worker's Compensation Costs	
<i>Indemnity (paid to employees)</i>	\$24,001.88
<i>Other (includes Legal)</i>	\$8,389.93
<i>Medical includes Case Mgmt, UR, Rx & PT</i>	\$8,811.48
<i>TPA Administration Fee</i>	\$5,708.33
<i>Excess Insurance</i>	\$8,917.75
Total Expenses	\$55,829.37
Reserves	\$833,669.44
Excess Reserved	(0)
# Ending Open Claims	38

Training

Description	Attendees
Annual Coach Operator Verification of Transit Training	0
Post-Accident/Incident Re-training	1
In-Service Training: 2021 Gillig Zeb Battery Electric Bus	5
In-Service Training: MCI 4500 Series 45' Bus Familiarization/Qualification Training	2
Return to Work refresher training	0
In-Service Training: Salinas Street at W. Alisal Successful Right-Hand Turn	0
Forklift Training	2
Harassment Prevention for Transit Employees	7
Maintenance Safety In-Service Training: Fall Protection	7
Safety Compliance Management: DOT Hazmat Employee and Title 22 Hazardous Waste Training	1
Safety Compliance Management: OSHA on scene incident commander training	1
Alliance Career Training Solutions: Word	1
Safety Compliance Management: OSHA First Responder Operations Training	1
In-Service Training: New Hire Title VI	7
In-Service: New Hire Equal Employment Opportunity Training	7
In-Service: New Hire Drug and Alcohol Training	7
Alliance Career Training Solutions: Excel 1	1

Risk Management

	September 2021 Preventable		September 2020 Non-Preventable	
Description	Yes	No	Yes	No
POV Vehicle hits MST Vehicle	0	0	3	0
MST Preventable Accidents	3	0	0	1
TOTAL	3	0	3	1



Customer Service Update – September 2021

Service Report Type	MST	Other Provider*	# of valid reports	% of reports received**	September 2020	% of reports received**
ADA Compliance	0	0		0.0%	1	2.7%
Agency Policy	0	0		0.0%	0	0.0%
Bus Stop Amenities	0	0		0.0%	0	0.0%
Carried By	0	0		0.0%	0	0.0%
Discriminatory behavior by employee	0	0		0.0%	3	8.1%
Early Departure	1	0		2.2%	0	0.0%
Employee Other	2	0	2	4.3%	1	2.7%
Facilities Vandalism	0	0		0.0%	0	0.0%
Fare / Transfer Dispute	0	3	2*	6.5%	1	2.7%
Full Bus / Left Behind	1	0	1	2.2%	0	0.0%
Harassment by Employee	0	0		0.0%	0	0.0%
Improper Driving	2	2	2/2*	8.7%	3	8.1%
Improper Employee Conduct	3	2	1/1*	10.9%	6	16.2%
Inaccurate Public Information	0	0		0.0%	0	0.0%
Late Arrival	1	4	2*	10.9%	1	2.7%
Late Departure	0	0		0.0%	0	0.0%
No Show	0	1	1*	2.2%	2	5.4%
Off Route	0	0		0.0%	0	0.0%
Overcrowding	0	0		0.0%	0	0.0%
Passed By	7	1	3/1*	17.4%	4	10.8%
Passenger Conduct	0	0		0.0%	0	0.0%
Passenger Injury	0	0		0.0%	0	0.0%
Reasonable Modification	0	0		0.0%	0	0.0%
Request To Add Service	5	1	3/1*	13.0%	2	5.4%
Request To Reduce Service	0	0		0.0%	0	0.0%
Routing	0	0		0.0%	0	0.0%
Service Animal	0	0		0.0%	0	0.0%
Service Other	6	2	2/2*	17.4%	10	27.0%
Service Schedule	1	1	1/1*	4.3%	1	2.7%
Taxi	0	0		0.0%	1	2.7%
Title VI Complaint	0	0		0.0%	0	0.0%
Unsafe Conditions	0	0		0.0%	1	2.7%
Vehicle Maintenance	0	0		0.0%	0	0.0%
Sub total reports	29	17				0.0%
Grand Total MST and *Other Provider		46		100.0%	37	100.0%

Employee Compliment 1
Service Compliment

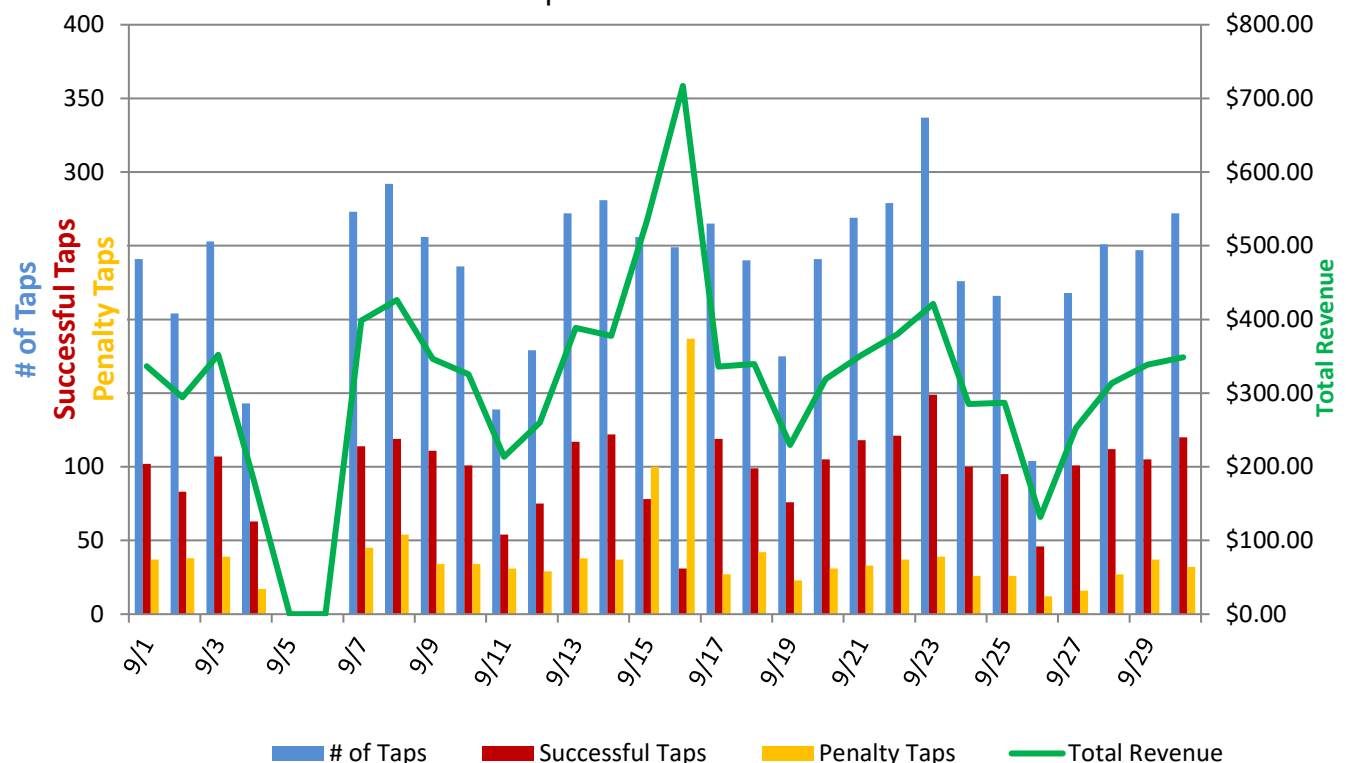
*Operated by MV Transportation or taxi provider
**Numbers may not add up exactly due to rounding

Contactless Tap to Pay:

During the month of September, MST received a total of 6,614 taps, an increase of 26% from August. There were 2,743 successful journeys where the passenger tapped on when they boarded and again when they got off. There were 1,128 penalty taps where the customer only tapped on and did not tap off, resulting in a \$3.50 penalty fare being assessed.

Since launching the demonstration project on May 11, there have been a total of 20,436 taps, of which 8,663 trips were successful. Total revenue collected to the end of September from passengers using contactless payment was \$29,016.00. The numbers are steadily increasing and it is staff's hope that as passengers get used to using the new technology, this will be their preferred method of payment.

Contactless Tap to Pay Report
September 2021



Finance Update

General Accounting/Accounts Payable

During the month of September, staff processed timely and accurate payments to vendors, recorded appropriate revenues, and prepared monthly financial reporting and analysis. Staff continues to work effectively to meet financial reporting deadlines. In September, staff continued working on finalizing the annual audit preparation for FY2021. Eide Bailly LLP will perform the remainder of the audit remotely during the first week of October. Additionally, staff is continuing to track all COVID-19 related expenses necessary to claim expense reimbursements from federal assistance in the next coming months.

Payroll

Routine changes and adjustments to payroll records were maintained along with filing of all federal, state, and retirement reports and payments on a timely basis. Payroll continued to provide hours and earnings reports upon request to MST departments.

Grants

During the month of September, staff drafted, followed up on, responded to, and submitted pending applications and requests for reimbursement under the 5307 Traditional, 5307 CRRSAA, 5307 CARES Act, 5311 CARES Act, 5311(f) CARES Act, 5311 CRRSAA, LCTOP, 5311 Traditional, 5311(f) Traditional, 5339 Bus and Bus Facilities, TIFIA programs, Caltrans Planning Grant, and 5307 ARP Act. In addition to attending several webinars for future grant opportunities, staff also participated in webinars regarding the Local Partnership Program and Caltrans Planning Grant Programs. Staff also participated in several meetings regarding current and future projects including bus procurements and the South County Maintenance and Operations Facility. Update meetings with internal staff were ongoing to address status changes to various active or pending grants and requests for reimbursements. Staff also worked to provide requested documentation for the annual audit, National Transit Database Reporting, and COVID-19 audit.

Purchasing

Purchasing During the month of September, staff provided support and direction to staff on a variety of procurement activities. The first is managing internal transactions for ordering and receiving goods and services, and handling procurement data. Staff worked to improve the efficiency of transactional flow, reporting, and assisting project managers with support for vendor engagement and contracting processes. Staff also worked on large procurements, including Enterprise Resourcing Planning (ERP) software, and including an RFP for Universal Mobile Ticketing, Invitation for Bids for Demolition and Hazardous Materials Removal of former Fort Ord buildings. Staff also spent time reviewing minor agreements for services and products. Staff is currently reviewing the MST Procurement Manual for updates and revisions, and meeting with counsel to develop a procurement training program for staff. Staff met with various non-profits to review surplus vehicles and identify those that may be donated to aid in providing services for the public good.

Information Technology Update

Marketing Update

MST RealTime Usage:

2020	Text	RealTime Phone	CSR Phone	App Sessions	App Users
September	2,020	446	2,477	53,881	1,653
October	2,031	413	2,380	54,396	1,601
November	1,752	397	1,206*	51,661	1,531
December	1,758	330	2,087	45,999	1,378
2021					
January	1,565	303	1,998	40,466	1,345
February	1,687	349	2,012	46,488	1,336
March	1,565	410	2,306	50,296	1,432
April	2,111	463	2,468	61,562	1,631
May	2,349	164**	2,379	65,897	1,770
June	2,671	598	N/A	62,839	1,699
July	3,344	550	N/A	69,264	1,895
August	4,477	580	N/A	104,216	2,616
September	4,330	448	N/A	117,301	2,630

**For the period between November 16-27, AT&T encountered technical difficulties, and no calls were reported. If the issue can be resolved, data for this period will be updated in a future report.*

***For the period between May 5-26, MST was in the process of upgrading the telephone system, and therefore, no calls were reported.*

Transit App: For the month of September, there were a total of 440 downloads for the Transit App. The top three most popular routes that users tapped from the home screen were JAZZ B with 5,922 taps, JAZZ A with 5,013 taps, and Line 18 Monterey-Marina with 4,767 taps.

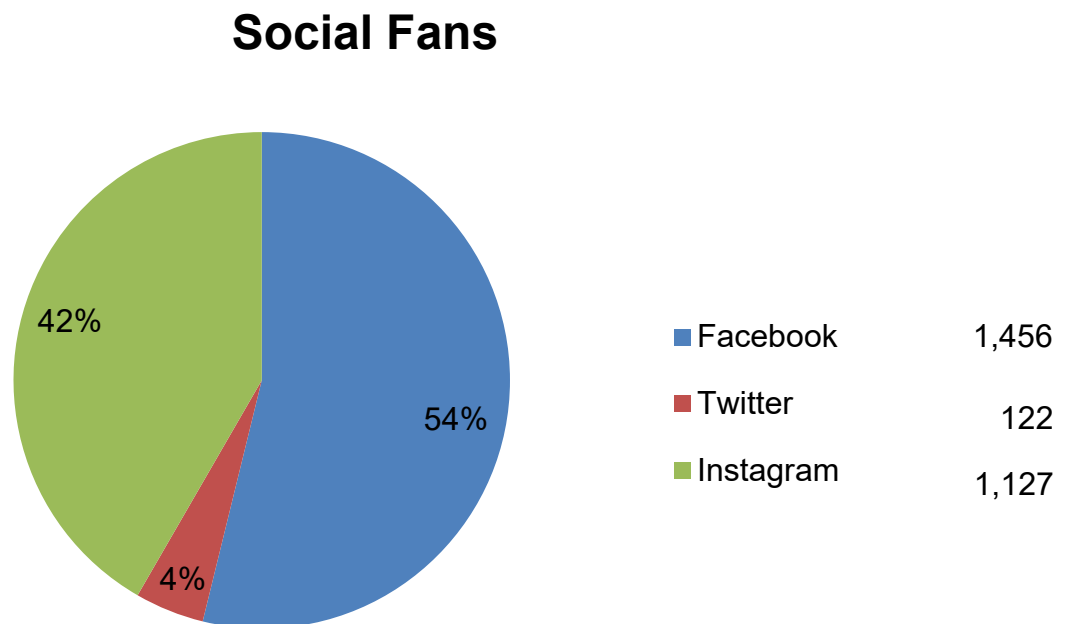
Published news stories include the following: “Fight the Blight! Monterey-Salinas Transit (MST) Board gets ready for demolition of abandoned Fort Ord structures” (Monterey Chamber Business Connection, 9/14/21); “VTA eyes new bus line, layout at Gilroy Transit Center” (Gilroy Dispatch, 9/17/21); “Littlepay launches the contactless ‘Tap to Ride’ system on Sacramento trains” (The Fintech Times, 9/20/21); “Contactless payment on the rise actors California Transit” (Govtech.com, 9/20/21); “Business Roundtable – Transportation” (Monterey Chamber Business Connection, 9/21/21).

Press releases sent include: **“Reminder: Upcoming Changes to Monterey-Salinas Transit (MST) Service”** (9/2/21); “Monterey-Salinas Transit (MST) Conducts Analysis As It Evaluates Transit Network and Considers Re-design” (9/10/21).

Projects: Staged BYD alongside information table for 'Touch a Truck' event in Marina; support Human Resources department with posting of vaccination clinics and testing sites in Monterey County on Employee Only Instagram page, as well as, sharing on other social media pages; assist Human Resources in recruitment efforts through internal and external bus advertising, at outreach events, and via social media; provide outreach and marketing support related to Comprehensive Operational Analysis; continue to reach out to school districts regarding School Pass Pilot Program opportunities; monitor performance of Contactless Fare Payment Demonstration Project, as well as assist partner teams with testing of the CAL-ITP discount eligibility tool; coordinate activities around South County Operations and Maintenance Facility Ribbon Cutting event.

Collaborative/Meeting/Committees: Attended planning meetings for the South County Operations and Maintenance Facility (SCOMF) Ribbon Cutting event; attended MST Board Meeting; Marketing, Outreach and Customer Service Team meeting; Mobility Outreach meeting, as well as monthly MST Employee Townhall meeting. Continue to attend recurring meetings related to the Contactless Fare Payment Demonstration Project, Comprehensive Operational Analysis, MST Service Delivery Working Group, and COVID EOC Sub Committee meetings.

Social Media Performance:

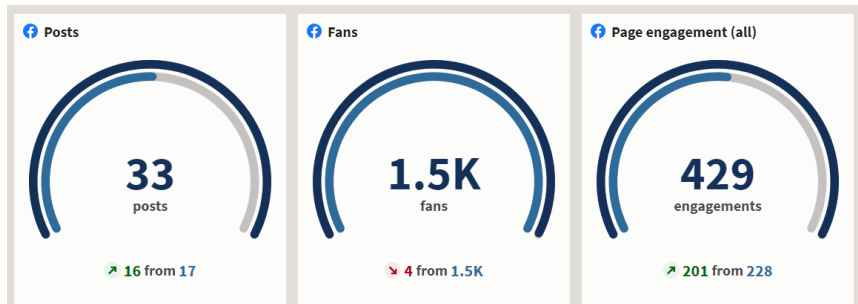


Overview by Social Media Platform:

Twitter



Facebook



Instagram



Notes: On Twitter, "following" someone means that you will see their tweets (Twitter updates) in your personal timeline. Twitter lets you see who you follow and also who is following you. Followers are people who receive other people's Twitter updates.

A Facebook "fan" is a user who likes a particular Facebook page. Users who "like" a page are able to receive updates from that page's administrator through status updates, posted content, and event invitations. A list of pages a fan has liked will appear on his or her profile page.

"Engagement" is the sum of likes and comments received by all posts.

"Traffic" is the total number of clicks on all the links posted.

Planning Update

During the month of September, staff efforts continued to be focused on the COVID-19 pandemic. The August 21st service change was finalized and implemented. Bus schedules were adjusted to match staffing levels. Staff responded to several customer service reports related to the service change. Staff is developing the next service change to take place on December 11, 2021. The December 11 Service change will be responsive to further changes in staffing of coach operators.

Coordination continued with the two local community colleges as well as CSUMB. Planning staff coordinated with the Operations department to ensure that all coach operators were aware of the start of the Fall 2021 semester and processes were in place to allow free boarding for active college students. A presentation was given to Hartnell Board of Trustees on September 21st to discuss future plans for MST service. MST began working with CSUMB on a spring 2022 contract for limited service since the university selected a private contractor to take over a previous MST route.

Staff is continuing to develop and refine scopes of work for bus stop infrastructure in the four South County cities to implement a more efficient Line 23 and establish fixed route circulators. The December 11 service change will enact operations in the South County Operations and Maintenance Facility. Staff scheduled Lines 23 and 84 to operate out of the South County Operations and Maintenance Facility with improved efficiency and routes. Infrastructure planning for the South County circulators will continue.

Staff met with contractors for the Automatic Passenger Counters (APCs) in September to discuss the outcome of various maintenance performed and diagnostics related to the data yield issue. Planning staff substantially completed an audit of APC accuracy and will be ready to make a conclusion soon. Planning staff is working with Operations staff to review the contract currently in place and evaluate next steps for ongoing maintenance and data collection from the APCs.

Staff is working with modern technologies and software for data presentation. Planning staff has begun utilizing Tableau data software to visualize various data and is currently exploring methods for presenting data. In addition, Staff has also begun working with the established GIS to conduct spatial analyses and is working on methods for presenting this data. MST planning has begun discussions with the Central Coast Joint Data Committee (CCJDC) to begin efforts to consolidate and make data more consistent across other public agencies.

Throughout the month, staff continued participating in meetings with various local agencies, including the Transportation Agency for Monterey County and Association of Monterey Bay Area Governments.

**FY 2021/22 and 2022/23
Project Action Plan Update
September 30, 2021**

1. Finalize Comprehensive Operational Analysis and begin implementation of board approved service changes along with supporting staffing plan. June 2022

Status: In Process and on schedule. Draft plan presented to board, and public meeting being held to gather more input.

2. Renew and redefine post-COVID partnership programs for Hartnell College, Monterey Peninsula College, CSUMB, City of Monterey/Monterey Bay Aquarium and Presidio of Monterey. July 2022

Status: In process and on schedule. Staff is actively negotiating a new contract with CSUMB and having preliminary discussions with Hartnell and MPC community colleges. City of Monterey/Monterey Bay Aquarium discussion will begin Winter 2022.

3. Begin implementation of ZEB equipment and infrastructure and develop long term funding plan to include public private partnerships. December 2021.

Status: In process and on schedule

4. Complete construction and commence operations from South County Operations and Maintenance Facility. December 2021.

Status: Construction completed August 2021 with operations planned to start December 2021 pending staffing availability.

5. Complete environmental and preliminary engineering (July 2021), begin final design, and continue documentation for FTA Capital Investment Grant (CIG) project evaluation, rating, and approval for SURF! Busway and Bus Rapid Transit Project. June 2022.

Status: Environmental documentation and 35% design plan complete.

6. Complete demonstration of contactless fare payment and mobile ticketing solution and determine future deployment of technology. October 2021

Status: Staff is seeking 6-month extension of demonstration to ascertain feasibility of customer discounts and reducing penalty fares assessed.

7. Conduct fixed facility review for location new/rehabilitated Salinas Operations and Maintenance Facility. June 2022

Status: Staff is seeking grant to fund required review. Grants will not be awarded until Spring 2022 so it is likely this item will be delayed until FY 2023.

8. Develop and implement MST Branding initiative per Marketing Plan. July 2022.

Status: Staff is working with consultant and considering delaying implementation until September 2022 to coincide with MST 50th anniversary.

9. Execute contract for purchased transportation services to include Fixed Route, On Call, and RIDES Paratransit service. May 2022.

Status: On schedule with contract award expected in December 2021.

10. Upgrade/replace MST voice communication systems. December 2021

Status: With retirement of Director of Information Technology this item will be delayed until FY 2023.

11. Promote and participate in planning efforts for autonomous vehicle infrastructure where such technology would best support MST operations. June 2023

Status: No action taken to date.

12. Initiate East Alisal Bus Rapid Transit and Salinas Transit Center Relocation Study as funding allows. January 2022

Status: Staff seeking funding that should be awarded in Spring 2022.

13. Initiate research to determine levels of community support for local funding initiatives to support long term investments including fixed route operations, bus rapid transit and zero emission bus equipment/infrastructure investments. June 2023

Status: No action taken to date.

14. Seek opportunities to identify how MST services and amenities can better support the mobility needs of Monterey County homeless populations. September 2022

Status: No action taken to date

15. Initiate comprehensive campaign to promote increased diversity, inclusion, and employment of underrepresented sectors of the MST workforce. September 2021

Status: MST Civil Rights Officer is working on multiple fronts to seek job applicants from more diverse locations; partnering with project managers of the SURF! Busway and BRT and the Comprehensive Operations Analysis to analyze the impacts of major MST projects on disadvantaged and underrepresented communities; and, participating in the MST Branding effort to ensure we recognize issues of diversity, equity and inclusiveness.

16. Develop plan to address outdated information technology legacy systems and continue implementation of 2019 – 2021 Information Strategic Action Plan. December 2021.

Status: With the retirement of the Director of Information Technology the effort is being pushed back to Summer 2022

17. Investigate an MST vanpool program to supplement existing fixed-route and mobility services. June 2022

Status: Outreach has been done with local vanpool providers and local employers in Big Sur to determine if vanpools are a viable option to the region.

FY 2022 DRAFT Ongoing and Recurring Action Items

1. Continue efforts to ensure passenger and employee safety and security.
2. Continue transit activities within board adopted operational and financial performance standards.
3. Continue efforts to finance and maintain a state of good repair for MST fleet and facilities.
4. Maintain ongoing community partnerships and seek new opportunities as appropriate.
5. Develop and implement service levels, facilities, policies, and procedures appropriate to funding availability and community requirements.
6. Actively participate in state and national trade associations to support issues of local concern.
7. Continue employee training and development opportunities through partnerships with local colleges, universities, and vendors.
8. Provide administrative support in service to Monterey County Regional Taxi Authority and Monterey-Salinas Transit Corporation.
9. Ensure compliance with federal, state, and local regulations, and conduct regular review of policies and practices.
10. Adopt and execute federal and state legislative programs.
11. Continue marketing and community outreach programs to promote MST services and educate the communities we serve regarding the benefits of public transportation.
12. Continue board development activities including educational and policy reviews.
13. Continue to adopt policies and adapt practices to ensure safety and cyber security of MST data and telecommunications systems, networks, and programs.

14. Continue to seek funding from grant sources and extra governmental partnerships to maintain and expand mobility services within the communities we serve.
15. Continue programs to support employment diversity, inclusiveness and equity for MST employees and customers



MONTEREY
PENINSULA
CHAMBER of
COMMERCE

CHAMBER CONNECTION

WE SUPPORT MEMBER SUCCESS AND
PROMOTE THE REGIONAL ECONOMY

BUSINESS INSIGHTS

Fight the Blight! Monterey-Salinas Transit (MST) Board Gets Ready for Demolition of Abandoned Fort Ord Structures

On September 13, the [Monterey-Salinas Transit](#) (MST) Board of Directors voted unanimously to approve environmental review and a demolition contract to remove unsightly and decayed structures on their land parcels that were once part of Fort Ord. MST is cooperating with the [Transportation Agency for Monterey County](#) (TAMC) on this contract also to include demolition of decayed structures on TAMC land parcels. This demolition is funded by bond proceeds through a process developed in the waning days of the now-defunct [Fort Ord Reuse Authority](#) (FORA). Your Chamber supported the Fort Ord blight demolition bond.



The Santa Clara Valley Transportation Authority's 68 bus from the Gilroy Transit Center is said to be the most heavily utilized bus at the center. Photo: Erik Chalhoub

[Featured] [News]

VTA eyes new bus line, layout at Gilroy Transit Center

By: **ERIK CHALHOUB** 📅 September 17, 2021

The Santa Clara Valley Transportation Authority plans to add a new commuter bus line to San Jose at the Gilroy Transit Center soon, and is looking to move the buses to the Monterey Street curb in order to add more parking inside the existing lot.

But most members of the Gilroy City Council, as well as other residents, do not see how a proposed housing project at the center fits into the downtown hub's transit future.

The council and the VTA held a meeting Sept. 14 to discuss the current usage of the transit center as well as future plans. The center, located on Monterey Street near Seventh Street, has been under scrutiny over the past year since the VTA began gathering input on a proposal to build housing on roughly half of the nearly eight-acre property.

The property, owned by the VTA, is currently a parking lot for VTA bus and Caltrain passengers, and serves various bus lines for VTA, San Benito County Express and Monterey-Salinas Transit. It is also home to the Gilroy Southern Pacific Railroad Depot building, which is listed on the National Register of Historic Places.

[Conceptual plans for the project](#) outline a five-story structure with 110-150 units of housing for people with incomes considered low, very low and extremely low.

The development is expected to take up roughly half of the current 471 parking spaces on the property.

In August, the VTA Board of Directors voted for a two-month delay in its search for a developer that would construct the project, to give the VTA staff time to work out issues with Gilroy officials.

VTA Service Planning Manager Jay Tyree said the 68 bus, which travels daily from the transit center to Diridon Station in San Jose, is heavily utilized, but riders complain that it is too slow.

Beginning Oct. 11, the VTA will unveil the Rapid 568 line, which will run weekdays from 5:30am to 7pm from the center to Diridon Station, every 30 minutes. The line will replace the Express 168, which runs four northbound trips during both the morning and evening on the weekdays.

The VTA is also looking at moving loading and unloading for all bus lines to the curb on Monterey Street between Ninth and Seventh streets, and converting the current bus bays near the railroad tracks into parking spaces.

Tyree said the Gilroy center has an "old style" design, where the bus bays are tucked away from the activity of the surrounding businesses.

"People don't like that," he said. "We were surprised when we were talking to riders in Gilroy. They want something that's more integrated into the downtown environment."

Councilmember Dion Bracco questioned if the buses could fit next to the curb, saying they currently block traffic when picking up passengers along the narrow corridor. Tyree responded that VTA staff have measured the space with a test bus, and found that it will not be blocking the lane to through traffic.

Councilmember Carol Marques said she was concerned about losing those parallel parking spaces, especially if the housing project is built.

"If the apartments are sitting on that lot, they're taking up the parking spaces," she said. "We have no other alternative for people who are going to be commuting unless they park in city streets in front of city houses and walk blocks. Then that's going to open up a whole new situation."

VTA officials have said the housing project would replace all the spots lost to the development, such as adding them underneath the structure. They have also pointed to the potential high-speed rail project, which could construct a parking lot east of the railroad tracks, and have stated that they believe the current 471 spaces to be sufficient for the center.

Mayor Marie Blankley said such an observation is "premature," noting it is unknown when or if high-speed rail will come, or when Caltrain electrifies its operations. About 400 affordable housing units are in the works throughout Gilroy, she said, which would increase demand for the transit center as well as add to the congestion on Highway 101.

"Viable transit service needs to exist before you can determine whether or not you have underutilized parking spaces," she said. "I don't know how you can call something underutilized at a transit center that's underserved. There's not a reason to use those spaces yet."

Councilmembers Rebeca Armendariz and Zach Hilton, who have voiced their support of the housing project, were absent from the meeting.



Sacramento expands contactless ticketing on light rail

09 September 2021

by Christopher Carey

The Sacramento Regional Transit District (SacRT) has announced the rollout of contactless ticketing on all light rail services, with commuters now able to use their credit and debit cards, or payment-enabled smartphones and smartwatches to 'tap and go'.

We use cookies on our website to give you the most relevant experience by remembering your preferences and repeat visits. By clicking "Accept", you consent to the use of ALL the cookies.

“We are always looking for ways to use innovative technology to make using transit easier and more convenient for the community,” said SacRT CEO Henry Li.

“These devices allow someone to use the same form of payment for their light rail ride and their coffee, simply tap and ride.”

Fare capping

Regardless of how many times a commuter taps to pay, light rail daily fare charges will be capped at US\$7, the same value as SacRT’s existing [Connect Card Daily Pass](#).

The demonstration began in June 2021 on the Green Line and has now expanded to all light rail trains on all lines, with contactless payment readers installed at the front or back of each SacRT train.

The new feature is a collaboration between SacRT, Visa, Caltrans, Cybersource, Littlepay and SC Soft.

“Much of our goal is a more modern and consistent transportation experience throughout California,” said California Department of Transportation (Caltrans) Director Toks Omishakin.

“Allowing riders to pay for transit with the same method they use elsewhere not only increases efficiency and mobility, but also

Express – Santa Barbara County Association of Governments’ (SBCAG) commuter bus service, and on buses operated by Santa Barbara Metropolitan Transit District (SBMTD).

Image: SacRT



[Home](#) > [Paytech](#)

> [Littlepay Launches the Contactless ‘Tap to Ride’ System on Sacramento Trains](#)

[Fintech](#) [North America](#) [Paytech](#)

Littlepay Launches the Contactless ‘Tap to Ride’ System on Sacramento Trains

by Francis Bignell  September 7, 2021

*Littlepay has announced its role as the transit payment processor for a contactless ticketing demonstration on **Sacramento Regional Transit District’s (SacRT)** light rail network. The rollout, in*



California Integrated Travel Project (Cal-ITP), began on the Green Line in late June and has now been extended across all light rail trains.

Plug and Play system

For this demo, transit-focused payment service provider Littlepay is handling payment processing at the heart of an end-to-end solution. Its modular, API-based payments platform plugs-and-plays with pre-integrated, ‘Littlepay Ready’ validators, back offices, payment gateways and acquiring banks.

In this instance, card validation technology is supplied by **SC Soft** and **Feig**; while payments management platform **Cybersource**, a **Visa** solution, provides a connection to **Elavon US** for acquiring services. The modular system enables SacRT and **Cal-ITP** to roll-out a tap-to-pay solution quickly and cost-effectively without complex integration with existing legacy closed loop systems.

“We are always looking for ways to use innovative technology to make using transit easier and more convenient for the community,” said SacRT General Manager/CEO **Henry Li**. “These devices allow someone to use the same form of payment for their light rail ride and their coffee, simply tap and ride.”

Just tap and ride

Riders using SacRT’s light rail trains can now tap to pay for light rail fares with a contactless credit, debit, prepaid card or digital wallet. There’s no need to stand in line to buy a ticket, or reload a fare pass; they can just tap a card reader as they board. In less than a second, a green check mark will indicate their card has been validated for fare payment and they can take a seat.



offering \$1 fare for single rides on light rail during the month of September 2021. In addition, when tapping to pay, a light rail rider's daily fare charges will be capped at \$7—the same value as the Sacramento region's Connect Card Daily Pass—no matter how many times they ride light rail. This means they can pay as they go until they hit this daily maximum when using the same contactless bank card or mobile wallet throughout the day.

Going forward, the agency is looking into more ways to bring value to riders using the contactless system, such as discount fare options. Simple fares and automatic fare caps are compelling benefits of tap-to-pay transit, bringing riders a hassle-free payment experience with guaranteed best-price fares. Other advantages include the convenience of using the same contactless payment method for transit as you do for shopping or eating out. With contactless card issuance skyrocketing and adoption of contactless payments fast-tracked by the pandemic, tap-to-pay for public transit makes sense.

California's state-wide goals for transit

The California State Transportation Agency (CalSTA) and California Department of Transportation (Caltrans) are supporting the demos through their California Integrated Travel Project (Cal-ITP) initiative. Cal-ITP aims to make it easier to use public transportation by improving trip planning and simplifying payments across transit modes and services in the state. Easy-to-use contactless payment options are vital to reaching these goals.

The SacRT rollout follows the successful launch of the state's first contactless payments demonstration on **Monterey-Salinas Transit** buses in May. **Two further demos are now running in Santa Barbara, on the Clean Air Express, Santa Barbara County Association of**



buses operated by **Santa Barbara Metropolitan Transit District (SBMTD)**.

Amin Shayan, CEO of Littlepay, says, “We’re excited to be on the team that’s bringing payment innovation to transit agencies and riders in California. The series of demonstrations we are involved in will provide proof points of the positive impact of open-loop contactless systems. Not only do they provide cost-efficiency for transit agencies, they also improve the passenger experience.”



BUSINESS ROUNDTABLE

Bi-Weekly Roundtable and Recap

Business Roundtable – 9/21/2021 – 10:00 am

Response to immediate threat:

5. Transportation. [MST](#) board of directors adopted a covid testing policy at its September 13th meeting. A covid vaccine is now a condition of employment. MST is continuing to work on the transit network re-design. A draft plan has been released and is available for public review. All materials including the draft plan, link to [community survey](#) and information on the upcoming public meeting are available [here](#).

Blank Page

Board Report

October 14, 2021 10:50 AM

MONTEREY-SALINAS TRANSIT DISTRICT

Page 1

LLEE

Vendor Ledger Entry: Posting Date: 09/01/21..09/30/21

Check Date	Check No.	No.	Name	Description	Amount (\$)
09/03/21	60604	ACEPOR	ACE PORTABLE SERVICES	FY22 PORTABLE RESTROOMS	275.00
09/03/21	60605	AFLAC	AFLAC	SUPPLEMENTAL INS - AUGUST 2021	6,093.44
09/03/21	60606	AIRLUB	AIR & LUBE SYSTEMS, INC	FY22 SHOP EQUIPMENT	911.09
09/03/21	60606	AIRLUB	AIR & LUBE SYSTEMS, INC	FY22 SHOP EQUIPMENT	570.00
09/03/21	60606	AIRLUB	AIR & LUBE SYSTEMS, INC	FY22 SHOP EQUIPMENT	1,139.37
09/03/21	60606	AIRLUB	AIR & LUBE SYSTEMS, INC	FY22 SHOP EQUIPMENT	8,652.52
09/03/21	60607	AME50	AMERICAN SUPPLY COMPANY	FY22 SUPPLIES	137.22
09/03/21	60607	AME50	AMERICAN SUPPLY COMPANY	FY22 SUPPLIES	43.65
09/03/21	60607	AME50	AMERICAN SUPPLY COMPANY	SUPPLIES	121.11
09/03/21	60607	AME50	AMERICAN SUPPLY COMPANY	FY22 SUPPLIES	168.19
09/03/21	60607	AME50	AMERICAN SUPPLY COMPANY	FY22 SUPPLIES	287.38
09/03/21	60608	AND2M	ANDERSEN'S LOCK AND SAFE, LLC	FY22 LOCK REPAIRS/MAINT	91.50
09/03/21	60609	APE10	ASAP SIGNS & PRINTING	Nameplate Daniel Bruno	13.38
09/03/21	60610	ATT16	AT&T CALNET		1,990.56
09/03/21	60610	ATT16	AT&T CALNET		3,307.84
09/03/21	60610	ATT16	AT&T CALNET		105.34
09/03/21	60611	ATT15	AT&T MOBILITY	MIS SUPPORT	5,406.75
09/03/21	60611	ATT15	AT&T MOBILITY	MIS SUPPORT	3,389.51
09/03/21	60612	RED20	BECK'S SHOE STORE, INC.	FY22 SAFETY BOOTS - GARCIA, ANDRES	167.15
09/03/21	60613	CAL20	CALIFORNIA AMERICAN WATER	WATER SERVICE	287.79
09/03/21	60613	CAL20	CALIFORNIA AMERICAN WATER	WATER SERVICE	80.67
09/03/21	60613	CAL20	CALIFORNIA AMERICAN WATER	WATER SERVICE	1,057.91
09/03/21	60614	CAR2W	CARLON'S FIRE EXTINGUISHER	FY22 FIRST AID SUPPLIES/FIRE EXTINGUISH	337.50
09/03/21	60614	CAR2W	CARLON'S FIRE EXTINGUISHER	FY22 FIRST AID SUPPLIES/FIRE EXTINGUISH	252.50
09/03/21	60614	CAR2W	CARLON'S FIRE EXTINGUISHER	FY22 FIRST AID SUPPLIES/FIRE EXTINGUISH	240.00
09/03/21	60615	CEN25	CENTRAL COAST CAB	FY22 TAXI - JULY 2021	2,590.00
09/03/21	60616	CHE12	CHEM-PAK	Bus Dispensers part# 1550	332.12
09/03/21	60617	CIN20	CINTAS CORPORATION	FY22 UNIFORM LAUNDRY	448.62
09/03/21	60617	CIN20	CINTAS CORPORATION	FY22 UNIFORM LAUNDRY	246.93
09/03/21	60617	CIN20	CINTAS CORPORATION	FY22 UNIFORM LAUNDRY	132.00
09/03/21	60617	CIN20	CINTAS CORPORATION	FY22 UNIFORM LAUNDRY	1,032.82
09/03/21	60617	CIN20	CINTAS CORPORATION	FY22 UNIFORM LAUNDRY	1,336.87
09/03/21	60617	CIN20	CINTAS CORPORATION	FY22 UNIFORM LAUNDRY	1,032.82
09/03/21	60617	CIN20	CINTAS CORPORATION	FY22 UNIFORM LAUNDRY	448.62
09/03/21	60617	CIN20	CINTAS CORPORATION	FY22 UNIFORM LAUNDRY	1,502.32
09/03/21	60617	CIN20	CINTAS CORPORATION	FY22 UNIFORM LAUNDRY	237.05
09/03/21	60618	CLE20	CLEAR BLU ENVIRONMENTAL	FY22 EQUIPMENT MAINT.	787.40
09/03/21	60619	COA60	COAST COUNTIES TRUCK & EQUIPT	754	236.55
09/03/21	60619	COA60	COAST COUNTIES TRUCK & EQUIPT	678	162.88
09/03/21	60620	COM10	COMMERCIAL TRUCK CO.	842	8.60
09/03/21	60620	COM10	COMMERCIAL TRUCK CO.	840	274.68
09/03/21	60620	COM10	COMMERCIAL TRUCK CO.	853	385.26
09/03/21	60621	CON65	CONTE'S GENERATOR SERVICE	FY22 GENERATOR SERVICE	595.50
09/03/21	60621	CON65	CONTE'S GENERATOR SERVICE	FY22 GENERATOR SERVICE	819.00
09/03/21	60622	CRE08	CREATIVE BUS SALES, INC	595	1,235.87
09/03/21	60623	CYP05	CYPRESS COAST FORD-L/M	836	125.81
09/03/21	60624	DALROJ	DALIA ROJAS	GARNISH/1897	230.77

Board Report

MONTEREY-SALINAS TRANSIT DISTRICT

October 14, 2021 10:59 AM

Page 2

LLEE

Check Date	Check No.	No.	Name	Description	Amount (\$)
09/03/21	60625	DEV10	DEVIN-DURHAM-BURK	GARNISH/1877	69.23
09/03/21	60626	DUN10	DUNN-EDWARDS CORPORATION	FY22 PAINTING SUPPLIES	418.42
09/03/21	60626	DUN10	DUNN-EDWARDS CORPORATION	FY22 PAINTING SUPPLIES	622.35
09/03/21	60627	DUSFER	DUSTIN FERREIRA	Boot Reimbursement	180.21
09/03/21	60628	ELM10	ELMERS AUTO PARTS	FY22 PARTS/SHOP SUPPLIES	13.84
09/03/21	60629	ENV10	ENVIRONMENTAL LOGISTICS, INC.	FY22 HAZARDOUS WASTE DISPOSAL	1,275.00
09/03/21	60633	FAS20	FASTENAL COMPANY	FY22 MAINT SUPPLIES/VEH MAINT PARTS	97.10
09/03/21	60633	FAS20	FASTENAL COMPANY	FY22 MAINT SUPPLIES/VEH MAINT PARTS	75.14
09/03/21	60633	FAS20	FASTENAL COMPANY	FY22 MAINT SUPPLIES/VEH MAINT PARTS	379.13
09/03/21	60633	FAS20	FASTENAL COMPANY	FY22 MAINT SUPPLIES/VEH MAINT PARTS	90.73
09/03/21	60633	FAS20	FASTENAL COMPANY	FY22 MAINT SUPPLIES/VEH MAINT PARTS	106.68
09/03/21	60633	FAS20	FASTENAL COMPANY	FY22 MAINT SUPPLIES/VEH MAINT PARTS	297.33
09/03/21	60633	FAS20	FASTENAL COMPANY	FY22 MAINT SUPPLIES/VEH MAINT PARTS	661.05
09/03/21	60633	FAS20	FASTENAL COMPANY	FY22 MAINT SUPPLIES/VEH MAINT PARTS	365.48
09/03/21	60633	FAS20	FASTENAL COMPANY	FY22 MAINT SUPPLIES/VEH MAINT PARTS	318.02
09/03/21	60633	FAS20	FASTENAL COMPANY	FY22 MAINT SUPPLIES/VEH MAINT PARTS	74.98
09/03/21	60633	FAS20	FASTENAL COMPANY	FY22 MAINT SUPPLIES/VEH MAINT PARTS	374.67
09/03/21	60633	FAS20	FASTENAL COMPANY	FY22 MAINT SUPPLIES/VEH MAINT PARTS	147.53
09/03/21	60633	FAS20	FASTENAL COMPANY	FY22 MAINT SUPPLIES/VEH MAINT PARTS	207.48
09/03/21	60633	FAS20	FASTENAL COMPANY	FY22 MAINT SUPPLIES/VEH MAINT PARTS	16.37
09/03/21	60633	FAS20	FASTENAL COMPANY	FY22 MAINT SUPPLIES/VEH MAINT PARTS	16.37
09/03/21	60633	FAS20	FASTENAL COMPANY	FY22 MAINT SUPPLIES/VEH MAINT PARTS	332.21
09/03/21	60633	FAS20	FASTENAL COMPANY	FY22 MAINT SUPPLIES/VEH MAINT PARTS	22.57
09/03/21	60633	FAS20	FASTENAL COMPANY	FY22 MAINT SUPPLIES/VEH MAINT PARTS	20.08
09/03/21	60633	FAS20	FASTENAL COMPANY	FY22 MAINT SUPPLIES/VEH MAINT PARTS	88.68
09/03/21	60633	FAS20	FASTENAL COMPANY	FY22 BUILDING AND EQUIPMENT MAINT	1,102.30
09/03/21	60633	FAS20	FASTENAL COMPANY	FY21 MAINT SUPPLIES/VEH MAINT PARTS	150.27
09/03/21	60633	FAS20	FASTENAL COMPANY	FY22 MAINT SUPPLIES/VEH MAINT PARTS	685.60
09/03/21	60633	FAS20	FASTENAL COMPANY	FY22 MAINT SUPPLIES/VEH MAINT PARTS	83.50
09/03/21	60633	FAS20	FASTENAL COMPANY	FY22 MAINT SUPPLIES/VEH MAINT PARTS	22.57
09/03/21	60633	FAS20	FASTENAL COMPANY	FY22 MAINT SUPPLIES/VEH MAINT PARTS	69.81
09/03/21	60633	FAS20	FASTENAL COMPANY	FY22 MAINT SUPPLIES/VEH MAINT PARTS	83.50
09/03/21	60633	FAS20	FASTENAL COMPANY	FY22 MAINT SUPPLIES/VEH MAINT PARTS	727.93
09/03/21	60633	FAS20	FASTENAL COMPANY	FY22 MAINT SUPPLIES/VEH MAINT PARTS	718.12
09/03/21	60633	FAS20	FASTENAL COMPANY	FY22 MAINT SUPPLIES/VEH MAINT PARTS	22.57
09/03/21	60633	FAS20	FASTENAL COMPANY	FY22 MAINT SUPPLIES/VEH MAINT PARTS	1,610.35
09/03/21	60633	FAS20	FASTENAL COMPANY	FY22 MAINT SUPPLIES/VEH MAINT PARTS	313.31
09/03/21	60633	FAS20	FASTENAL COMPANY	FY22 MAINT SUPPLIES/VEH MAINT PARTS	525.00
09/03/21	60634	FED1S	FEDERAL EXPRESS CORP	EXPRESS MAIL	33.69
09/03/21	60635	FIR20	FIRST ALARM		299.73
09/03/21	60636	FRA70	FRANCHISE TAX BOARD	GARNISH/2091	125.00
09/03/21	60640	GIL10	GILLIG LLC	134	36.89
09/03/21	60640	GIL10	GILLIG LLC	209	316.52
09/03/21	60640	GIL10	GILLIG LLC	393	35.94
09/03/21	60640	GIL10	GILLIG LLC	393	35.94
09/03/21	60640	GIL10	GILLIG LLC	444	36.90
09/03/21	60640	GIL10	GILLIG LLC	541	176.18
09/03/21	60640	GIL10	GILLIG LLC	631	36.90

Board Report

MONTEREY-SALINAS TRANSIT DISTRICT

October 14, 2021 10:59 AM

Page 3

LLEE

Check Date	Check No.	No.	Name	Description	Amount (\$)
09/03/21	60640	GIL10	GILLIG LLC	146	-258.97
09/03/21	60640	GIL10	GILLIG LLC	562	-72.12
09/03/21	60640	GIL10	GILLIG LLC	444	-13.36
09/03/21	60640	GIL10	GILLIG LLC	209	-316.52
09/03/21	60640	GIL10	GILLIG LLC	250	-3.54
09/03/21	60640	GIL10	GILLIG LLC	229	53.56
09/03/21	60640	GIL10	GILLIG LLC	829	1,329.46
09/03/21	60640	GIL10	GILLIG LLC	826	196.42
09/03/21	60640	GIL10	GILLIG LLC	816	94.01
09/03/21	60640	GIL10	GILLIG LLC	797	78.28
09/03/21	60640	GIL10	GILLIG LLC	739	23.95
09/03/21	60640	GIL10	GILLIG LLC	739	111.42
09/03/21	60640	GIL10	GILLIG LLC	717	2,761.36
09/03/21	60640	GIL10	GILLIG LLC	770	1,953.53
09/03/21	60640	GIL10	GILLIG LLC	755	35.62
09/03/21	60640	GIL10	GILLIG LLC	752	581.37
09/03/21	60640	GIL10	GILLIG LLC	538	133.97
09/03/21	60640	GIL10	GILLIG LLC	636	-408.79
09/03/21	60640	GIL10	GILLIG LLC	849	496.24
09/03/21	60640	GIL10	GILLIG LLC	837	874.00
09/03/21	60640	GIL10	GILLIG LLC	837	292.71
09/03/21	60640	GIL10	GILLIG LLC	802	165.80
09/03/21	60640	GIL10	GILLIG LLC	765	14.42
09/03/21	60640	GIL10	GILLIG LLC	696	330.62
09/03/21	60641	GRA30	GRAINGER	FY22 BUILDING / EQUIPMENT MAINT	793.91
09/03/21	60641	GRA30	GRAINGER	FY22 SHOP/MAINT SUPPLIES	20.60
09/03/21	60641	GRA30	GRAINGER	FY22 BUILDING / EQUIPMENT MAINT	769.68
09/03/21	60641	GRA30	GRAINGER	FY22 SHOP/MAINT SUPPLIES	8.62
09/03/21	60641	GRA30	GRAINGER	FY22 BUILDING / EQUIPMENT MAINT	506.68
09/03/21	60641	GRA30	GRAINGER	FY22 BUILDING / EQUIPMENT MAINT	132.43
09/03/21	60641	GRA30	GRAINGER	FY22 SHOP/MAINT SUPPLIES	55.44
09/03/21	60642	GRE30	GREEN RUBBER-KENNEDY AG	FY22 BUS WASHER SUPPLIES	35.59
09/03/21	60642	GRE30	GREEN RUBBER-KENNEDY AG	FY22 BUS WASHER SUPPLIES	167.15
09/03/21	60642	GRE30	GREEN RUBBER-KENNEDY AG	FY22 BUS WASHER SUPPLIES	2,649.56
09/03/21	60643	ICM10	ICMA RETIREMENT TRUST-457	EE CONTRIBUTIONS	1,240.38
09/03/21	60644	IPR10	iPRINT TECHNOLOGIES	FY22 TONER CARTRIDGE	635.85
09/03/21	60645	JOH20	JOHNSON ASSOCIATES	FY22 VEHICLE MAINT PARTS	431.81
09/03/21	60645	JOH20	JOHNSON ASSOCIATES	FY22 VEHICLE MAINT PARTS	136.45
09/03/21	60646	KEL20	KELLY-MOORE PAINT CO	FY22 PAINT SUPPLIES	56.22
09/03/21	60647	KIM20	KIMLEY-HORN & ASSOCIATES, INC	DESIGN/ENGINEERING	24,169.82
09/03/21	60648	KIR30	KIRK'S AUTOMOTIVE, INC.	813	53.66
09/03/21	60649	LIF10	LIFT-U	736	226.82
09/03/21	60649	LIF10	LIFT-U	761	230.81
09/03/21	60650	MAR11	MARINA TAXI COMPANY	FY22 TAXI - JULY 2021	1,092.00
09/03/21	60651	MON30	MONTEREY COUNTY HEALTH DEPT	MAINT FACILITY-SOUTH COUNTY	1,209.00
09/03/21	60652	MON38	MONTEREY COUNTY SHERIFF	GARNISH/2297	546.49
09/03/21	60652	MON38	MONTEREY COUNTY SHERIFF	GARNISH/2382	443.78
09/03/21	60653	NAP10	NAPA AUTO PARTS OF SALINAS	763	44.42

Board Report

October 14, 2021 10:59 AM

MONTEREY-SALINAS TRANSIT DISTRICT

Page 4

LLEE

Check Date	Check No.	No.	Name	Description	Amount (\$)
09/03/21	60654	NEW30	NFI PARTS - NEW FLYER	822	228.24
09/03/21	60656	NORCAL	NORCAL KENWORTH SERVICE	751	1,084.66
09/03/21	60656	NORCAL	NORCAL KENWORTH SERVICE	751	445.74
09/03/21	60656	NORCAL	NORCAL KENWORTH SERVICE	749	74.53
09/03/21	60656	NORCAL	NORCAL KENWORTH SERVICE	745	938.76
09/03/21	60656	NORCAL	NORCAL KENWORTH SERVICE	741	102.85
09/03/21	60656	NORCAL	NORCAL KENWORTH SERVICE	737	193.32
09/03/21	60656	NORCAL	NORCAL KENWORTH SERVICE	737	52.89
09/03/21	60656	NORCAL	NORCAL KENWORTH SERVICE	634	15.13
09/03/21	60656	NORCAL	NORCAL KENWORTH SERVICE	73775 (706)	17.35
09/03/21	60656	NORCAL	NORCAL KENWORTH SERVICE	827	241.70
09/03/21	60656	NORCAL	NORCAL KENWORTH SERVICE	724	27.29
09/03/21	60656	NORCAL	NORCAL KENWORTH SERVICE	600	-249.24
09/03/21	60656	NORCAL	NORCAL KENWORTH SERVICE	852	241.70
09/03/21	60657	PAC05	PACIFIC CLAIMS MANAGEMENT	FY22 WC ADMINISTRATOR	5,708.33
09/03/21	60657	PAC05	PACIFIC CLAIMS MANAGEMENT	FY22 WC ADMINISTRATOR	153.00
09/03/21	60658	PAC20	PACIFIC GAS AND ELECTRIC CO	UTILITIES	20,838.80
09/03/21	60658	PAC20	PACIFIC GAS AND ELECTRIC CO	UTILITIES	25.60
09/03/21	60658	PAC20	PACIFIC GAS AND ELECTRIC CO	UTILITIES	19.67
09/03/21	60658	PAC20	PACIFIC GAS AND ELECTRIC CO	UTILITIES	3,813.59
09/03/21	60659	PAC60	PACIFIC TRUCK PARTS INC	854	43.61
09/03/21	60660	PEN40	PENINSULA MESSENGER LLC	FY22 COURIER SERVICE	690.00
09/03/21	60661	PIN30	PINNACLE HEALTHCARE	FY22 PHYSICAL EXAMS -RAMIREZ, O.& SHRE	110.00
09/03/21	60661	PIN30	PINNACLE HEALTHCARE	FY22 PHYSICAL EXAMS -ANDAM, MENDOZA,	165.00
09/03/21	60661	PIN30	PINNACLE HEALTHCARE	FY22 PHYSICAL EXAMS -HOGAN	55.00
09/03/21	60661	PIN30	PINNACLE HEALTHCARE	FY22 PHYSICAL EXAMS - LOPEZ, JOSE	55.00
09/03/21	60662	PIT20	PITNEY BOWES	SUPPLIES / METER RENTAL	302.24
09/03/21	60662	PIT20	PITNEY BOWES	SUPPLIES / METER RENTAL	300.00
09/03/21	60663	PIT10	PITNEY BOWES GLOBAL	POSTAGE MACHINE RENTAL	1,146.42
09/03/21	60664	PIT10	PITNEY BOWES GLOBAL	POSTAGE MACHINE RENTAL	152.40
09/03/21	60665	POT30	POTTER'S ELECTRONICS	FY22 - Electronic Supplies	46.98
09/03/21	60666	PRE30	PREMIUM AUTO PARTS INC.	FY22 VEHICLE MAINT PARTS/SHOP SUPPLIE	67.61
09/03/21	60666	PRE30	PREMIUM AUTO PARTS INC.	FY22 VEHICLE MAINT PARTS/SHOP SUPPLIE	37.08
09/03/21	60666	PRE30	PREMIUM AUTO PARTS INC.	FY22 VEHICLE MAINT PARTS/SHOP SUPPLIE	12.13
09/03/21	60666	PRE30	PREMIUM AUTO PARTS INC.	FY22 VEHICLE MAINT PARTS/SHOP SUPPLIE	121.23
09/03/21	60667	PRO12	PROCOM LLC.	FY22 Drug & Alcohol Testing	1,014.00
09/03/21	60668	SAF20	SAFETEQUIP, INC.	FY22 SAFETY & PROTECTIVE SUPPLIES	629.78
09/03/21	60669	SAF11	SAFETY COMPLIANCE MANAGEMENT, IN	Training	408.00
09/03/21	60669	SAF11	SAFETY COMPLIANCE MANAGEMENT, IN	Training	550.80
09/03/21	60670	SAL13	SALINAS ORANGE CAB	FY22 TAXI - JULY 2021	2,660.00
09/03/21	60671	SAL45	SALINAS VALLEY MEMORIAL HEALTHCA	VAN DALEN, GOMEZ, WILLS, CANO, CHAIDEZ	375.00
09/03/21	60672	COA50	SC FUELS	FY22 DIESEL CJW & TDA & KC	24,354.19
09/03/21	60672	COA50	SC FUELS	FY22 DIESEL CJW & TDA & KC	23,655.85
09/03/21	60672	COA50	SC FUELS	FY22 DIESEL CJW & TDA & KC	22,463.17
09/03/21	60672	COA50	SC FUELS	FY22 DIESEL CJW & TDA & KC	23,524.72
09/03/21	60673	COA51	SC FUELS	FY22 FUEL-SHIP TO MV	28,149.96
09/03/21	60674	SCL10	SC LUBRICANTS LLC	FY22 GAS & DEF	6,103.50
09/03/21	60674	SCL10	SC LUBRICANTS LLC	FY22 GAS & DEF	489.71

Board Report

October 14, 2021 11:00 AM

MONTEREY-SALINAS TRANSIT DISTRICT

Page 5

LLEE

Check Date	Check No.	No.	Name	Description	Amount (\$)
09/03/21	60674	SCL10	SC LUBRICANTS LLC	FY22 GAS & DEF	2,769.20
09/03/21	60674	SCL10	SC LUBRICANTS LLC	FY22 GAS & DEF	489.71
09/03/21	60675	SEO10	SEON SYSTEMS SALES INC.	NX DVR Hard Drive	746.19
09/03/21	60676	SHE10	SHERWIN-WILLIAMS CO	FY22 PAINTING SUPPLIES	218.50
09/03/21	60677	TAR10	TARGET PEST CONTROL, INC.	FY22 PEST CONTROL	350.00
09/03/21	60677	TAR10	TARGET PEST CONTROL, INC.	FY22 PEST CONTROL	120.00
09/03/21	60678	HAR30	THE HARTFORD	LIFE INSURANCE - 9/1/21 - 9/30/21	3,334.51
09/03/21	60679	DAV20	THE PAUL DAVIS PARTNERSHIP LLP	2018-2021 ARCHITECTURAL SERVICES KING	1,025.50
09/03/21	60680	SOH10	THE SOHAGI LAW GROUP, PLC.	SPECIAL LEGAL COUNSEL	4,943.50
09/03/21	60681	TRA1S	TRANSAMERICA LIFE INSURANCE CO	SUPPLEMENTAL LIFE INS.	69.98
09/03/21	60682	TRA11	TRANSLOC INC	On Demand for 6 vehicles 5 MONTH EXTENSIO	2,950.00
09/03/21	60683	KON10	U.S.BANK EQUIPMENT FINANCE	FY22 COPIER LEASES	3,495.06
09/03/21	60684	URB11	URBAN TRANSPORTATION ASSOCIATES,		1,090.32
09/03/21	60685	VAL25	VALLEY FABRICATION, INC	FY22 FABRICATION	70.00
09/03/21	60685	VAL25	VALLEY FABRICATION, INC	FY22 FABRICATION	100.00
09/03/21	60686	VAL20	VALLEY PACIFIC PETROLEUM	FY22 LUBRICANTS	110.14
09/03/21	60686	VAL20	VALLEY PACIFIC PETROLEUM	LUBRICANTS	194.91
09/03/21	60686	VAL20	VALLEY PACIFIC PETROLEUM	LUBRICANTS	162.05
09/03/21	60687	VAL60	VALLEY POWER SYSTEMS INC	703	71.54
09/03/21	60687	VAL60	VALLEY POWER SYSTEMS INC	771	12.42
09/03/21	60687	VAL60	VALLEY POWER SYSTEMS INC	771	174.22
09/03/21	60687	VAL60	VALLEY POWER SYSTEMS INC	713	180.26
09/03/21	60687	VAL60	VALLEY POWER SYSTEMS INC	585	76.67
09/03/21	60687	VAL60	VALLEY POWER SYSTEMS INC	713	-583.12
09/03/21	60687	VAL60	VALLEY POWER SYSTEMS INC	838	86.98
09/03/21	60688	VAL70	VALLEY SAW & GARDEN SUPPLY	FY22 LANDSCAPING EQUIPT & SUPPIES	24.02
09/03/21	60688	VAL70	VALLEY SAW & GARDEN SUPPLY	FY22 LANDSCAPING EQUIPT & SUPPIES	109.67
09/03/21	60688	VAL70	VALLEY SAW & GARDEN SUPPLY	FY22 LANDSCAPING EQUIPT & SUPPIES	144.42
09/03/21	60689	VER40	VERIZON WIRELESS	WIRELESS SERVICE - JULY 19-AUG 18	1,583.17
09/03/21	60690	HDSUP	WHITE CAP, L.P	FY22 CONSTRUCTION SUPPLY	110.35
09/03/21	60691	WHI10	WHITSON ENGINEERS	2017-2021 CIVIL ENGINEERING/ SURVEYING	1,434.00
09/03/21	60692	WOR55	WORK WORLD AMERICA INC	FY22 SAFETY BOOTS -HIGOY, RICHARD	196.63
					304,477.73
09/13/21	60693	VEL20	ANNA M. VELAZQUEZ	ANNA M. VELAZQUEZ-DIRECTOR FEES	100.00
09/13/21	60694	DAVBUR	DAVID BURNETT	DAVID BURNETT-DIRECTOR FEES	100.00
09/13/21	60695	DAVPAC	DAVID PACHECO	DAVID PACHECO-DIRECTOR FEES	100.00
09/13/21	60696	WOR11	LORRAINE WORTHY	LORRAINE WORTHY-DIRECTOR FEES	100.00
09/13/21	60697	ALE20	LUIS ALEJO	LUIS ALEJO-DIRECTOR FEES	100.00
09/13/21	60698	MAR60	MARIA YANELY MARTINEZ	MARIA YANELY MARTINEZ-DIRECTOR FEES	100.00
09/13/21	60699	CAR65	MARY ANN CARBONE	MARY ANN CARBONE-DIRECTOR FEES	100.00
09/13/21	60700	MICLEB	MICHAEL Le BARRE	MICHAEL Le BARRE-DIRECTOR FEES	100.00
					800.00
09/13/21	ACH0000178	ALB20	DANIEL T. ALBERT	DANIEL T. ALBERT-DIRECTOR FEES	100.00
09/13/21	ACH0000179	JEFBAR	JEFFREY BARON	JEFFREY BARON-DIRECTOR FEES	100.00

Board Report

MONTEREY-SALINAS TRANSIT DISTRICT

October 14, 2021 11:00 AM

Page 6

LLEE

Check Date	Check No.	No.	Name	Description	Amount (\$)
09/13/21	ACH0000180	JOSAME	JOSEPH A. AMELIO	JOSEPH A. AMELIO-DIRECTOR FEES	100.00
09/13/21	ACH0000181	BAR50	TONY BARRERA	TONY BARRERA-DIRECTOR FEES	100.00
					400.00
09/17/21	60701	ACC40	ACCURATE BACKGROUND, INC	FY22 Background Services	749.75
09/17/21	60702	AIR10	AIRTEC SERVICE	FY22 HVAC SERVICE FOR 2021/2022	769.79
09/17/21	60702	AIR10	AIRTEC SERVICE	FY22 HVAC SERVICE FOR 2021/2022	249.00
09/17/21	60702	AIR10	AIRTEC SERVICE	FY22 HVAC SERVICE FOR 2021/2022	242.00
09/17/21	60702	AIR10	AIRTEC SERVICE	FY22 HVAC SERVICE FOR 2021/2022	838.00
09/17/21	60702	AIR10	AIRTEC SERVICE	FY22 HVAC SERVICE FOR 2021/2022	242.00
09/17/21	60703	ALV11	ALVAREZ TECHNOLOGY GROUP, INC	FY22 - Agreement Cloudfinder Backup	207.50
09/17/21	60703	ALV11	ALVAREZ TECHNOLOGY GROUP, INC	FY22 - Threatlocker	726.00
09/17/21	60703	ALV11	ALVAREZ TECHNOLOGY GROUP, INC	FY22 Connectwise, Auvik, IT Glue Support	1,058.14
09/17/21	60703	ALV11	ALVAREZ TECHNOLOGY GROUP, INC	FY22 - Agreement CyberProtect Managed Servic	8,000.00
09/17/21	60704	AMA10	AMALGAMATED TRANSIT UNION	UNION DUES	12,039.13
09/17/21	60705	AND2M	ANDERSEN'S LOCK AND SAFE, LLC	FY22 LOCK REPAIRS/MAINT	11.47
09/17/21	60706	MEN2S	ASSETWORKS, INC.	MOBILE DIGITAL TERMINALS	1,812.74
09/17/21	60706	MEN2S	ASSETWORKS, INC.	MOBILE DIGITAL TERMINALS	2,102.36
09/17/21	60707	ATT10	AT&T	TELEPHONE SERVICE	722.17
09/17/21	60708	ATT16	AT&T CALNET		38.23
09/17/21	60708	ATT16	AT&T CALNET		643.62
09/17/21	60708	ATT16	AT&T CALNET		2,446.00
09/17/21	60708	ATT16	AT&T CALNET		49.16
09/17/21	60709	RED20	BECK'S SHOE STORE, INC.	FY22 SAFETY BOOTS -MADLER, JANET	222.87
09/17/21	60710	BRI15	BRINK'S, INC.	CREDIT FOR MISSED SERVICE	-3,017.88
09/17/21	60710	BRI15	BRINK'S, INC.	ARMORED CAR SERVICE	6,354.33
09/17/21	60710	BRI15	BRINK'S, INC.	ARMORED CAR SERVICE	1,320.85
09/17/21	60711	BYD10	BYD MOTORS, INC.	750	71.26
09/17/21	60712	CSC10	C S C OF SALINAS	FY22 SHOP SUPPLIES/VEHICLE PARTS	115.04
09/17/21	60713	CAL84	CALIF TRANSIT INS POOL	LIAB/PHY. DAMAGE INS	13,997.70
09/17/21	60714	CAL92	CALIFORNIA WATER SERV CO	WATER SERVICE	42.27
09/17/21	60714	CAL92	CALIFORNIA WATER SERV CO	WATER SERVICE	105.37
09/17/21	60715	CHI20	CHIDLAW MARKETING	MARKETING SERVICES - 3 year contract 2018-	1,270.00
09/17/21	60716	CIN20	CINTAS CORPORATION	FY22 UNIFORM LAUNDRY	232.90
09/17/21	60716	CIN20	CINTAS CORPORATION	FY22 UNIFORM LAUNDRY	448.62
09/17/21	60716	CIN20	CINTAS CORPORATION	FY22 UNIFORM LAUNDRY	448.62
09/17/21	60716	CIN20	CINTAS CORPORATION	FY22 UNIFORM LAUNDRY	996.04
09/17/21	60716	CIN20	CINTAS CORPORATION	FY22 UNIFORM LAUNDRY	997.73
09/17/21	60716	CIN20	CINTAS CORPORATION	FY22 UNIFORM LAUNDRY	1,231.87
09/17/21	60716	CIN20	CINTAS CORPORATION	FY22 UNIFORM LAUNDRY	232.90
09/17/21	60716	CIN20	CINTAS CORPORATION	FY22 UNIFORM LAUNDRY	1,236.02
09/17/21	60717	CLE20	CLEAR BLU ENVIRONMENTAL	FY22 EQUIPMENT MAINT.	249.67
09/17/21	60718	COA13	COALITION OF HOMELESS SERVICES	OVERPAYMENT ARI-3226	248.33
09/17/21	60719	COA60	COAST COUNTIES TRUCK & EQUIPT	765	7,256.95
09/17/21	60719	COA60	COAST COUNTIES TRUCK & EQUIPT	832	126.60
09/17/21	60719	COA60	COAST COUNTIES TRUCK & EQUIPT	29564785 B400 transmission w/ taxes	11,143.06
09/17/21	60719	COA60	COAST COUNTIES TRUCK & EQUIPT	765	7,991.42

Board Report

MONTEREY-SALINAS TRANSIT DISTRICT

October 14, 2021 11:00 AM

Page 7

LLEE

Check Date	Check No.	No.	Name	Description	Amount (\$)
09/17/21	60719	COA60	COAST COUNTIES TRUCK & EQUIPT	765	-7,991.42
09/17/21	60719	COA60	COAST COUNTIES TRUCK & EQUIPT	775	-12,399.97
09/17/21	60719	COA60	COAST COUNTIES TRUCK & EQUIPT	766	208.21
09/17/21	60719	COA60	COAST COUNTIES TRUCK & EQUIPT	775	-5,836.14
09/17/21	60720	COM10	COMMERCIAL TRUCK CO.	738	-144.17
09/17/21	60720	COM10	COMMERCIAL TRUCK CO.	738	144.17
09/17/21	60720	COM10	COMMERCIAL TRUCK CO.	738	144.17
09/17/21	60721	CRE08	CREATIVE BUS SALES, INC	810	78.25
09/17/21	60722	DALROJ	DALIA ROJAS	GARNISH/1897	230.77
09/17/21	60723	DEL1M	DE LAY AND LAREDO	LEGAL SERVICES - AUGUST 1 -31, 2021	8,094.00
09/17/21	60724	DEL50	DELL MARKETING L P	Workstations for King City	12,947.40
09/17/21	60725	DEV10	DEVIN-DURHAM-BURK	GARNISH/1877	69.23
09/17/21	60726	DIE11	DIEDE CONSTRUCTION, INC.	CONSTRUCT SOUTH COUNTY O & M	401,401.28
09/17/21	60726	DIE11	DIEDE CONSTRUCTION, INC.	CONSTRUCT SOUTH COUNTY O & M	147.08
09/17/21	60727	DIE10	DIESEL MARINE ELECTRIC, INC.	782	599.72
09/17/21	60728	DIR10	DIRECT TV	TV SERVICE/TDA	153.99
09/17/21	60728	DIR10	DIRECT TV	TV SERVICE/TDA	108.99
09/17/21	60728	DIR10	DIRECT TV	TV SERVICE/TDA	166.99
09/17/21	60728	DIR10	DIRECT TV	TV SERVICE/TDA	138.98
09/17/21	60728	DIR10	DIRECT TV	TV SERVICE/TDA	53.99
09/17/21	60729	EAG01	EAGLE PROJECT MANAGEMENT, LLC	CONSTRUCTION MANAGMENT SERVICES	11,969.80
09/17/21	60730	EAR10	EARTH SYSTEMS PACIFIC	FY22 GEOTECHNICAL OBSERVATION/TESTIN	2,044.50
09/17/21	60731	EAS10	EASTERN PNEUMATICS &	FY22 TORQUE WRENCH CALIBRATION	215.37
09/17/21	60732	ELM10	ELMERS AUTO PARTS	FY22 PARTS/SHOP SUPPLIES	36.06
09/17/21	60732	ELM10	ELMERS AUTO PARTS	FY22 PARTS/SHOP SUPPLIES	46.23
09/17/21	60733	PAS10	ERNESTO CARDENAS	FY22 LANDSCAPING	1,720.00
09/17/21	60733	PAS10	ERNESTO CARDENAS	FY22 LANDSCAPING	800.00
09/17/21	60733	PAS10	ERNESTO CARDENAS	FY22 LANDSCAPING	670.00
09/17/21	60733	PAS10	ERNESTO CARDENAS	FY22 LANDSCAPING	570.00
09/17/21	60734	EXE10	EXECUTIVE SERVICES	FY22 JANITORIAL SUPPLIES AND SERVICES	23,655.26
09/17/21	60734	EXE10	EXECUTIVE SERVICES	FY22 JANITORIAL SUPPLIES AND SERVICES	3,992.56
09/17/21	60736	FAS20	FASTENAL COMPANY	FY22 MAINT SUPPLIES/VEH MAINT PARTS	18.81
09/17/21	60736	FAS20	FASTENAL COMPANY	FY22 MAINT SUPPLIES/VEH MAINT PARTS	314.20
09/17/21	60736	FAS20	FASTENAL COMPANY	FY22 MAINT SUPPLIES/VEH MAINT PARTS	74.98
09/17/21	60736	FAS20	FASTENAL COMPANY	FY22 MAINT SUPPLIES/VEH MAINT PARTS	84.24
09/17/21	60736	FAS20	FASTENAL COMPANY	FY22 MAINT SUPPLIES/VEH MAINT PARTS	317.65
09/17/21	60736	FAS20	FASTENAL COMPANY	FY22 MAINT SUPPLIES/VEH MAINT PARTS	102.95
09/17/21	60736	FAS20	FASTENAL COMPANY	FY22 MAINT SUPPLIES/VEH MAINT PARTS	194.19
09/17/21	60736	FAS20	FASTENAL COMPANY	FY22 MAINT SUPPLIES/VEH MAINT PARTS	70.71
09/17/21	60736	FAS20	FASTENAL COMPANY	FY22 MAINT SUPPLIES/VEH MAINT PARTS	915.19
09/17/21	60736	FAS20	FASTENAL COMPANY	FY22 MAINT SUPPLIES/VEH MAINT PARTS	211.87
09/17/21	60736	FAS20	FASTENAL COMPANY	FY22 MAINT SUPPLIES/VEH MAINT PARTS	224.89
09/17/21	60736	FAS20	FASTENAL COMPANY	FY22 MAINT SUPPLIES/VEH MAINT PARTS	28.78
09/17/21	60736	FAS20	FASTENAL COMPANY	FY22 MAINT SUPPLIES/VEH MAINT PARTS	15.14
09/17/21	60737	FED1S	FEDERAL EXPRESS CORP	EXPRESS MAIL	38.32
09/17/21	60738	FRA70	FRANCHISE TAX BOARD	GARNISH/2091	125.00
09/17/21	60738	FRA70	FRANCHISE TAX BOARD	GARNISH/2371	651.49
09/17/21	60741	GIL10	GILLIG LLC	819	82.15

Board Report

MONTEREY-SALINAS TRANSIT DISTRICT

October 14, 2021 11:00 AM

Page 8

LLEE

Check Date	Check No.	No.	Name	Description	Amount (\$)
09/17/21	60741	GIL10	GILLIG LLC	851	184.41
09/17/21	60741	GIL10	GILLIG LLC	850	139.56
09/17/21	60741	GIL10	GILLIG LLC	815	202.86
09/17/21	60741	GIL10	GILLIG LLC	729	1.34
09/17/21	60741	GIL10	GILLIG LLC	775	534.26
09/17/21	60741	GIL10	GILLIG LLC	774	622.19
09/17/21	60741	GIL10	GILLIG LLC	767	1,380.69
09/17/21	60741	GIL10	GILLIG LLC	857	199.87
09/17/21	60741	GIL10	GILLIG LLC	776	1,031.44
09/17/21	60741	GIL10	GILLIG LLC	755	10.42
09/17/21	60741	GIL10	GILLIG LLC	865	84.00
09/17/21	60741	GIL10	GILLIG LLC	863	118.08
09/17/21	60741	GIL10	GILLIG LLC	739	75.33
09/17/21	60741	GIL10	GILLIG LLC	877	66.12
09/17/21	60741	GIL10	GILLIG LLC	874	550.90
09/17/21	60741	GIL10	GILLIG LLC	873	282.26
09/17/21	60741	GIL10	GILLIG LLC	837	269.48
09/17/21	60741	GIL10	GILLIG LLC	802	89.82
09/17/21	60741	GIL10	GILLIG LLC	863	36.90
09/17/21	60741	GIL10	GILLIG LLC	787	146.79
09/17/21	60741	GIL10	GILLIG LLC	765	179.65
09/17/21	60742	GRA30	GRAINGER	FY22 SHOP/MAINT SUPPLIES	121.45
09/17/21	60742	GRA30	GRAINGER	FY22 SHOP/MAINT SUPPLIES	11.31
09/17/21	60742	GRA30	GRAINGER	FY22 SHOP/MAINT SUPPLIES	36.84
09/17/21	60742	GRA30	GRAINGER	FY22 SHOP/MAINT SUPPLIES	32.71
09/17/21	60742	GRA30	GRAINGER	FY22 SHOP/MAINT SUPPLIES	31.32
09/17/21	60742	GRA30	GRAINGER	FY22 SHOP/MAINT SUPPLIES	7.53
09/17/21	60742	GRA30	GRAINGER	FY22 SHOP/MAINT SUPPLIES	84.13
09/17/21	60742	GRA30	GRAINGER	FY22 SHOP/MAINT SUPPLIES	15.06
09/17/21	60743	GRE60	GREENWASTE RECOVERY, INC.	WASTE DISPOSAL	851.18
09/17/21	60744	GRE60	GREENWASTE RECOVERY, INC.	WASTE DISPOSAL	252.54
09/17/21	60745	HOM10	HOMETOWN TROLLEY	825	625.73
09/17/21	60745	HOM10	HOMETOWN TROLLEY	860	695.76
09/17/21	60745	HOM10	HOMETOWN TROLLEY	868	208.58
09/17/21	60745	HOM10	HOMETOWN TROLLEY	828	939.66
09/17/21	60746	IAN10	IAN FERGUSON	Website hosting, updates	1,435.00
09/17/21	60747	ICM10	ICMA RETIREMENT TRUST-457	EE CONTRIBUTIONS	1,240.38
09/17/21	60748	IPR10	iPRINT TECHNOLOGIES	FY22 TONER CARTRIDGE	1,061.94
09/17/21	60749	JAR11	JARRETT WALKER & ASSOCIATES, LLC	RFP 21-03 COA - 12/14/20 - 1/31/21	16,581.72
09/17/21	60750	KIM20	KIMLEY-HORN & ASSOCIATES, INC	DESIGN/ENGINEERING	16,718.51
09/17/21	60751	KOF10	KOFF & ASSOCIATES, INC.	COMPENSATION STUDY	232.50
09/17/21	60752	LIF10	LIFT-U	789	51.50
09/17/21	60752	LIF10	LIFT-U	792	158.13
09/17/21	60752	LIF10	LIFT-U	881	227.94
09/17/21	60753	MAR11	MARINA TAXI COMPANY	FY22 TAXI - AUG. 2021	798.00
09/17/21	60754	MON21	MBS BUSINESS SYSTEMS	COPIER MAINTENANCE	459.29
09/17/21	60755	MES10	MEDICAL EYE SERVICES, INC.	VISION INSURANCE - OCT. 2021	2,609.77
09/17/21	60756	MON19	MONTEREY BAY ECONOMIC PARTNERSH	MST Dues Sept 2021-Aug 2022	5,000.00

Board Report

October 14, 2021 11:00 AM

MONTEREY-SALINAS TRANSIT DISTRICT

Page 9

LLEE

Check Date	Check No.	No.	Name	Description	Amount (\$)
09/17/21	60757	MON11	MONTEREY CITY DISPOSAL	WASTE DISPOSAL SERVICES/TDA	939.63
09/17/21	60758	MON38	MONTEREY COUNTY SHERIFF	GARNISH/2297	650.24
09/17/21	60758	MON38	MONTEREY COUNTY SHERIFF	GARNISH/2382	447.31
09/17/21	60759	MON51	MONTEREY ONE WATER	SEWER SERVICE	95.90
09/17/21	60759	MON51	MONTEREY ONE WATER	SEWER SERVICE	47.95
09/17/21	60760	MON50	MONTEREY REGIONAL WASTE	WASTE DISPOSAL	532.14
09/17/21	60761	MON53	MONTEREY SIGNS INC.	Coach Op Recruitment Bus Board Production	3,933.00
09/17/21	60762	MVT11	MV TRANSPORTATION INC.	CONTRACT TRANSPORTATION 07/21	641,433.71
09/17/21	60762	MVT11	MV TRANSPORTATION INC.	RAPID RESPONSE TEST SERVER 07/21	457.00
09/17/21	60762	MVT11	MV TRANSPORTATION INC.	COVID-19 DAILY BUS SANITATION 07/21	10,598.40
09/17/21	60762	MVT11	MV TRANSPORTATION INC.	FAREBOX COLLECTION 07/21	-7,615.91
09/17/21	60763	MONAUT	NAPA AUTO PARTS OF MONTEREY	876	182.09
09/17/21	60764	NAV10	NAVIA BENEFIT SOLUTIONS CLIENT PAY	8/1/21 - 8 /31/21	360.20
09/17/21	60765	NET20	NETWORK INNOVATIONS	Satellite Phone Pro Emergency Package (4 lines)	2,461.16
09/17/21	60767	NORCAL	NORCAL KENWORTH SERVICE	718	-91.77
09/17/21	60767	NORCAL	NORCAL KENWORTH SERVICE	718	91.77
09/17/21	60767	NORCAL	NORCAL KENWORTH SERVICE	718	91.77
09/17/21	60767	NORCAL	NORCAL KENWORTH SERVICE	846	62.82
09/17/21	60767	NORCAL	NORCAL KENWORTH SERVICE	568	63.89
09/17/21	60767	NORCAL	NORCAL KENWORTH SERVICE	861	46.88
09/17/21	60767	NORCAL	NORCAL KENWORTH SERVICE	779	222.87
09/17/21	60767	NORCAL	NORCAL KENWORTH SERVICE	779	545.35
09/17/21	60767	NORCAL	NORCAL KENWORTH SERVICE	475	122.34
09/17/21	60767	NORCAL	NORCAL KENWORTH SERVICE	568	-63.89
09/17/21	60767	NORCAL	NORCAL KENWORTH SERVICE	475	-122.34
09/17/21	60767	NORCAL	NORCAL KENWORTH SERVICE	861	-0.01
09/17/21	60767	NORCAL	NORCAL KENWORTH SERVICE	793	477.31
09/17/21	60767	NORCAL	NORCAL KENWORTH SERVICE	788	188.03
09/17/21	60767	NORCAL	NORCAL KENWORTH SERVICE	869	109.80
09/17/21	60767	NORCAL	NORCAL KENWORTH SERVICE	859	545.35
09/17/21	60767	NORCAL	NORCAL KENWORTH SERVICE	779	8.16
09/17/21	60767	NORCAL	NORCAL KENWORTH SERVICE	846	35.82
09/17/21	60768	PAC20	PACIFIC GAS AND ELECTRIC CO	UTILITIES	401.84
09/17/21	60768	PAC20	PACIFIC GAS AND ELECTRIC CO	UTILITIES	518.71
09/17/21	60768	PAC20	PACIFIC GAS AND ELECTRIC CO	UTILITIES	25.01
09/17/21	60769	PAC55	PACIFIC MATERIAL HANDLING SOLUTION	FY22 Forklift Maintenance and Repair	284.00
09/17/21	60769	PAC55	PACIFIC MATERIAL HANDLING SOLUTION	FY22 Forklift Maintenance and Repair	507.85
09/17/21	60769	PAC55	PACIFIC MATERIAL HANDLING SOLUTION	FY22 Forklift Maintenance and Repair	367.05
09/17/21	60770	PAC60	PACIFIC TRUCK PARTS INC	867	15.86
09/17/21	60770	PAC60	PACIFIC TRUCK PARTS INC	756	954.26
09/17/21	60771	PAC80	PACIFIC WEST WATER	WATER DISPENSER RENTAL	325.17
09/17/21	60771	PAC80	PACIFIC WEST WATER	WATER DISPENSER RENTAL	325.17
09/17/21	60771	PAC80	PACIFIC WEST WATER	WATER DISPENSER RENTAL	650.35
09/17/21	60772	PEN40	PENINSULA MESSENGER LLC	FY22 COURIER SERVICE	697.00
09/17/21	60773	PIN30	PINNACLE HEALTHCARE	FY22 PHYSICAL EXAMS - Gutierrez, George	55.00
09/17/21	60773	PIN30	PINNACLE HEALTHCARE	FY22 PHYSICAL EXAMS - ROMOLEROUX, S.	55.00
09/17/21	60773	PIN30	PINNACLE HEALTHCARE	FY22 PHYSICAL EXAMS - GUTIERREZ, CATHY	140.00
09/17/21	60774	PIT10	PITNEY BOWES GLOBAL	POSTAGE MACHINE RENTAL	20.25

Board Report

MONTEREY-SALINAS TRANSIT DISTRICT

October 14, 2021 11:00 AM

Page 10

LLEE

Check Date	Check No.	No.	Name	Description	Amount (\$)
09/17/21	60775	PIT10	PITNEY BOWES GLOBAL	POSTAGE MACHINE RENTAL	66.87
09/17/21	60776	PIT10	PITNEY BOWES GLOBAL	POSTAGE MACHINE RENTAL	10.29
09/17/21	60777	PRE10	PREFERRED BENEFIT	DENTAL INS. - 9/1/21 - 9/30/21	17,705.00
09/17/21	60778	BRO60	REPUBLIC SERVICES	WASTE DISPOSAL SERVICES	864.59
09/17/21	60778	BRO60	REPUBLIC SERVICES	WASTE DISPOSAL SERVICES	452.10
09/17/21	60778	BRO60	REPUBLIC SERVICES	WASTE DISPOSAL SERVICES	484.17
09/17/21	60779	SAF20	SAFETEQUIP, INC.	FY22 SAFETY & PROTECTIVE SUPPLIES	28.19
09/17/21	60779	SAF20	SAFETEQUIP, INC.	FY22 SAFETY & PROTECTIVE SUPPLIES	1,658.42
09/17/21	60780	SAL16	SAL'S TAXI	FY22 TAXI - JUNE & JULY 2021	854.00
09/17/21	60781	SAL13	SALINAS ORANGE CAB	FY22 TAXI - AUG. 2021	1,722.00
09/17/21	60782	SALTOY	SALINAS TOYOTA SCION HYUNDAI	784	86.53
09/17/21	60783	SAL50	SALINAS VALLEY FORD SLS	778	33.15
09/17/21	60783	SAL50	SALINAS VALLEY FORD SLS	778	33.15
09/17/21	60784	PRO71	SALINAS VALLEY PRO SQUAD	FY22 Mobility Uniform	173.63
09/17/21	60785	SAL12	SALINAS VALLEY SOLID WASTE AUTHOR	Acct#2018004 - 8/1/21-8/31/21	104.49
09/17/21	60786	SAM40	SAME DAY SHRED	SHREDDING SERVICE	572.00
09/17/21	60786	SAM40	SAME DAY SHRED	SHREDDING SERVICE	60.00
09/17/21	60786	SAM40	SAME DAY SHRED	SHREDDING SERVICE	60.00
09/17/21	60786	SAM40	SAME DAY SHRED	SHREDDING SERVICE	60.00
09/17/21	60786	SAM40	SAME DAY SHRED	SHREDDING SERVICE	120.00
09/17/21	60787	PRO60	SAN LORENZO LUMBER	FY22 BUILDING AND EQUIPMENT MAINT	101.54
09/17/21	60787	PRO60	SAN LORENZO LUMBER	FY22 BUILDING AND EQUIPMENT MAINT	255.28
09/17/21	60787	PRO60	SAN LORENZO LUMBER	FY22 BUILDING AND EQUIPMENT MAINT	330.28
09/17/21	60787	PRO60	SAN LORENZO LUMBER	FY22 BUILDING AND EQUIPMENT MAINT	26.82
09/17/21	60788	COA50	SC FUELS	FY22 DIESEL CJW & TDA & KC	23,696.69
09/17/21	60788	COA50	SC FUELS	FY22 DIESEL CJW & TDA & KC	23,366.73
09/17/21	60789	COA51	SC FUELS	FY22 FUEL-SHIP TO MV	28,740.57
09/17/21	60790	SCL10	SC LUBRICANTS LLC	FY22 GAS & DEF	2,814.51
09/17/21	60790	SCL10	SC LUBRICANTS LLC	FUEL	-2,769.20
09/17/21	60791	SCR10	SCR TTC	ANNUAL MEMBERSHIP -7/1/21-6/30/22	1,000.00
09/17/21	60792	SHA12	SHAW YODER ANTWHI	LEGISLATIVE ADVOCACY SERVICES SURF!	6,000.00
09/17/21	60793	SHE10	SHERWIN-WILLIAMS CO	FY22 PAINTING SUPPLIES	752.59
09/17/21	60793	SHE10	SHERWIN-WILLIAMS CO	FY22 PAINTING SUPPLIES	29.45
09/17/21	60794	SPO1S	SPORTWORKS NORTHWEST INC	748	130.37
09/17/21	60795	SPR10	SPRINT	CELL PHONE SERVICE	58.78
09/17/21	60796	STA2S	STAPLES ADVANTAGE	FY22 OFFICE SUPPLIES	1,258.67
09/17/21	60797	SUN10	SUNSTAR MEDIA	FY22 Mobilty Website Marketing Services	200.00
09/17/21	60798	TAR10	TARGET PEST CONTROL, INC.	FY22 PEST CONTROL	40.00
09/17/21	60799	TER10	TERRYBERRY COMPANY LLC	FY22 EMPLOYEE RECOGNITION- RAMIREZ, S	178.33
09/17/21	60800	JAN10	THE JANEK CORPORATION	FY22 Farebox Parts	284.05
09/17/21	60801	THE70	THERMO KING OF SALINAS IN	FY22 A/C Service	1,802.77
09/17/21	60802	WAL2S	THOMAS WALTERS AND ASSOC INC	WASH DC CONSULTANT -SEPT 2021	4,500.00
09/17/21	60803	USB1S	U.S. BANK CORP PAYMENT SYSTEM	CAL-CARD/MISC PURCHASES	23,273.34
09/17/21	60804	UNI70	UNITED SITE SERVICES	FY22 MV JLW OPERATIONS RESTROOM	5,034.65
09/17/21	60805	UNI22	UPS FREIGHT		382.25
09/17/21	60806	URB11	URBAN TRANSPORTATION ASSOCIATES,	APC Model 31 for BUS #994	1,350.00
09/17/21	60807	VAL25	VALLEY FABRICATION, INC	FY22 BUS PAINTING	837.50
09/17/21	60808	VAL20	VALLEY PACIFIC PETROLEUM	FY22 LUBRICANTS	226.59

Board Report

October 14, 2021 11:00 AM

MONTEREY-SALINAS TRANSIT DISTRICT

Page 11

LLEE

Check Date	Check No.	No.	Name	Description	Amount (\$)
09/17/21	60809	VAL70	VALLEY SAW & GARDEN SUPPLY	FY22 LANDSCAPING EQUIPT & SUPPIES	320.64
09/17/21	60809	VAL70	VALLEY SAW & GARDEN SUPPLY	FY22 LANDSCAPING EQUIPT & SUPPIES	98.31
09/17/21	60810	VIC11	VICTORY TOYOTA	866	139.00
09/17/21	60810	VIC11	VICTORY TOYOTA	884	170.42
09/17/21	60811	HDSUP	WHITE CAP, L.P	FY22 CONSTRUCTION SUPPLY	154.09
09/17/21	60811	HDSUP	WHITE CAP, L.P	CONSTRUCTION SUPPLY	-152.92
					1,402,450.48
09/22/21	60812	050	AGNES CHARLES	TRIPS RIDES REIMBURSEMENT	100.00
09/22/21	60813	036	ANNA FORMAN-MACFARLANE	TRIPS RIDE REIMBURSEMENT	38.40
09/22/21	60814	032	ANNE MARIE RIANDA	TRIPS RIDE REIMBURSEMENT	49.76
09/22/21	60815	063	ANNE TREBINO	TRIPS RIDE REIMBURSEMENT	85.28
09/22/21	60816	061	BARRY CLIVE BALLEW	TRIPS RIDES REIMBURSEMENT	100.00
09/22/21	60817	BAR11	BARRY MIRKIN	RENT -15 LINCOLN AVENUE	7,018.22
09/22/21	60818	031	BRUCE GORDON ELLIOTT	TRIPS RIDES REIMBURSEMENT	100.00
09/22/21	60819	006	CARRIE LYNN REEVE	TRIPS RIDE REIMBURSEMENT	100.00
09/22/21	60820	005	CATHERINE ANDERSON	TRIPS RIDE REIMBURSEMENT	100.00
09/22/21	60821	025	CHARLES ATWOOD ROWLEY	TRIPS RIDE REIMBURSEMENT	100.00
09/22/21	60822	070	CHARLES MELL	TRIPS REIMBURSEMENT	100.00
09/22/21	60823	038	CHARLES WALKER	TRIPS RIDE REIMBURSEMENT	100.00
09/22/21	60824	057	DARLENE NELSON	TRIPS RIDE REIMBURSEMENT	100.00
09/22/21	60825	010	DORA YIP	TRIPS RIDE REIMBURSEMENT	60.96
09/22/21	60826	042	ELMER RIANDA	TRIPS RIDES REIMBURSEMENT	32.48
09/22/21	60827	FAO10	FAO-USAED, SACRAMENTO	Rent-Real Estate OMC-DACA***-1-17-504	8,305.00
09/22/21	60828	045	GLORIA IACI	TRIPS RIDES REIMBURSEMENT	100.00
09/22/21	60829	058	GLORIA JEAN SANTOS	TRIPS RIDE REIMBURSEMENT	100.00
09/22/21	60830	046	GLORIA SANDOVAL AVILA	TRIPS RIDE REIMBURSEMENT	84.80
09/22/21	60831	069	HAROLD RICHARD KINNAMAN	TRIPS REIMBURSEMENT	100.00
09/22/21	60832	HOT10	HOTSY OF SOUTHERN CALIFORNIA	55 Gallon Disinfectant Sanitizer	3,548.13
09/22/21	60833	051	IRMA COLLINS	TRIPS RIDE REIMBURSEMENT	12.40
09/22/21	60834	040	JANET M. RIANDA	TRIPS RIDES REIMBURSEMENT	100.00
09/22/21	60835	056	JANIE WENZ	TRIPS RIDE REIMBURSEMENT	100.00
09/22/21	60836	064	JOHN W. McELMOYL	TRIP RIDE REIMBURSMENT	100.00
09/22/21	60837	071	JOSEPH GATT	TRIPS REIMBURSEMENT	79.20
09/22/21	60838	033	JUANITA CASTILLO ELDEDGE	TRIPS RIDE REIMBURSEMENT	100.00
09/22/21	60839	062	KAREN GAY BALLEW	TRIPS RIDES REIMBURSEMENT	100.00
09/22/21	60840	LEH10	Lehman James Pinckney, Jr., Trustee	19 UPPER RAGS#100-LT NOTE	6,640.82
09/22/21	60841	065	LISA MARIE VON SALTZA	TRIPS RIDE REIMBURSEMENT	100.00
09/22/21	60842	053	MAILYN A. HALVERSON	TRIPS RIDE REIMBURSEMENT	100.00
09/22/21	60843	068	MARIA BALADAD	TRIPS RIDE REIMBURSEMENT	100.00
09/22/21	60844	024	MARLENE THOMASON	TRIPS RIDE REIMBURSEMENT	100.00
09/22/21	60845	055	MARTHA HOPKINS	TRIPS RIDE REIMBURSEMENT	100.00
09/22/21	60846	MAR45	MARY H. NINO REVOCABLE TRUST	RENT- 201 PEARL ST, MONTEREY	4,161.00
09/22/21	60847	039	MARY LOUISE SHURTLEFF	TRIPS RIDES REIMBURSEMENT	100.00
09/22/21	60848	035	NORMA GADDINI RIANDA	TRIPS RIDE REIMBURSEMENT	87.08
09/22/21	60849	016	PAUL WILLIAM FRISBIE	TRIPS RIDE REIMBURSEMENT	100.00
09/22/21	60850	PIT30	PITNEY BOWES	POSTAGE ACCT 11226164	500.00

Board Report

MONTEREY-SALINAS TRANSIT DISTRICT

October 14, 2021 11:00 AM

Page 12

LLEE

Check Date	Check No.	No.	Name	Description	Amount (\$)
09/22/21	60851	PIT30	PITNEY BOWES	POSTAGE ACCT 48316939	200.00
09/22/21	60852	MPPM1	PROFESSIONAL OFFICE CONDO	ASSOC DUES-19 UPPER RAGSDALE #200	8,099.57
09/22/21	60852	MPPM1	PROFESSIONAL OFFICE CONDO	ASSOC DUES-19 UPPER RAGSDALE #110	680.59
09/22/21	60853	020	RICHARD WILBON RIST	TRIPS RIDE REIMBURSEMENT	100.00
09/22/21	60854	049	RITA GERTUDE WALKER	TRIPS RIDE REIMBURSEMENT	100.00
09/22/21	60855	018	ROSEMARY SOARES	TRIPS RIDE REIMBURSEMENT	100.00
09/22/21	60856	041	RUTH McVEIGH	TRIPS RIDES REIMBURSEMENT	100.00
09/22/21	60857	SAF10	SAF KEEP STORAGE-DEL REY OAKS	STORAGE RENT UNIT #1003	552.00
09/22/21	60857	SAF10	SAF KEEP STORAGE-DEL REY OAKS	STORAGE RENT UNIT #4004	319.00
09/22/21	60858	027	SALLY YBARRA	TRIPS RIDE REIMBURSEMENT	100.00
09/22/21	60859	023	SHARON CLOSTER	TRIPS RIDE REIMBURSEMENT	79.80
09/22/21	60860	059	SHARON K. HURLHEY	TRIPS RIDES REIMBURSEMENT	58.00
09/22/21	60861	021	SOCORRO REYES	TRIPS RIDE REIMBURSEMENT	100.00
09/22/21	60862	022	THEODORE CLOSTER III	TRIPS RIDE REIMBURSEMENT	71.40
09/22/21	60863	037	VICTOR SHURTLEFF	TRIPS RIDE REIMBURSEMENT	100.00
09/22/21	60864	052	WILLIAM ELDREDGE	TRIPS RIDE REIMBURSEMENT	100.00
09/22/21	60865	067	WILLIE CHAN	TRIPS RIDE REIMBURSEMENT	100.00
					44,063.89
Grand Total					1,752,192.10