

Measure Q Oversight Committee

AGENDA Revised

Group: Measure Q Oversight Committee
Members: Cuda, Dayton, Hughes, Lopez, Wessendorf, Williams
Date: (Chair) August 21, 2019
Time: 10:00 am
Place: 19 Upper Ragsdale Dr., Suite 100, Monterey 93940

1. Call to Order

2. Public Comment on Matters Not on the Agenda

Members of the public may address the Committee on any matter related to the jurisdiction of the Committee but not on the agenda. There is a time limit of not more than three minutes for each speaker. The Committee will not take action or respond immediately to any public comments presented, but may choose to follow-up at a later time, either individually, through staff, or on a subsequent agenda.

3. Announcements

4. Consent Agenda

4-1. Approve and recommend March 25, 2019 minutes to the MST board.
(Jeanette Alegar-Rocha) (Pg 3)

5. New Business

5-1. Review Measure Q funded expenditures planned as part of MST's FY2020 Budget as adopted by MST Board of Directors.
(Enclosure) (Hunter Harvath) (Pg. 7)

5-2. Review Measure Q Oversight Committee Appointments and Vacancies.
(Hunter Harvath) (Pg. 19)

6. Staff and Committee Member Comments or Questions

7. Adjourn

Materials related to an item on this agenda submitted to the Committee after distribution of the agenda packet are available for public inspection at the Monterey-Salinas Transit Administration Building at 19 Upper Ragsdale Dr., Suite 200, Monterey, CA 93940 during normal business hours.

Upon request, Monterey-Salinas Transit will provide written materials in appropriate alternative formats, including disability-related modifications or accommodations, auxiliary aids, or services to enable individuals with disabilities to participate in public meetings. Please send a written request, including your name, mailing address, phone number, description of the requested materials, and preferred alternative format or auxiliary aid or service at least three working days prior to the meeting. Requests should be sent to MST – c/o Clerk to the Board, 19 Upper Ragsdale Dr., Suite 200, Monterey, CA 93940 or clerk@mst.org.



888-678-2871 / Free language assistance / Asistencia de Lenguaje Gratuito
/ Libreng tulong para sa wika / Hỗ trợ ngôn ngữ miễn phí / 무료 언어 지원

**Measure Q Oversight
Committee**
Monterey-Salinas Transit
19 Upper Ragsdale Dr.,
Suite 100

Minutes
March 25, 2019

| | | |
|-----------------|---|---|
| Present: | Hughes, Sharlene Lopez, Juan Pablo Dayton, Kevin Wessendorf, Kazuko Williams, Sid | Non Urbanized Area Salinas Urbanized Taxpayer's Association Mobility Advisory Committee Seaside-Marina-Monterey Urbanized |
| Absent: | Cuda, Aimee | Mobility Advisory Committee |
| Staff: | Hunter Harvath Dave Laredo, Jeanette Alegar-Rocha Andrea Williams Carl Sedoryk | Assistant General Manager General Counsel Deputy Secretary General Accounting and Budget Manager General Manager/CEO |
| Public: | None | |

1. Call to Order

The meeting was called to order by Chair Williams at 2:00 pm with a request for a moment of silence in remembrance of the late Harry Mucha who served on the committee and a request to dedicate the meeting in his honor.

Kevin Dayton arrived 2:01 pm

Juan Pablo Lopez arrived 2:04 pm

2. Public Comment on Matters Not on the Agenda

Members of the public may address the Committee on any matter related to the jurisdiction of the Committee but not on the agenda. There is a time limit of not more than three minutes for each speaker. The Committee will not take action or respond immediately to any public comments presented, but may choose to follow-up at a later time, either individually, through staff, or on a subsequent agenda.

3. Announcements

None

4. Consent Agenda

4-1. Approve and recommend March 26, 2018, minutes to the MST board.

Public Comment- None

Member Hughes made the motion to recommend the minutes to the full board which was seconded by Chair Williams. The motion passed unanimously.

4-2. Appointment of Kevin Dayton on the Measure Q Oversight Committee.

Public Comment- None

Member Hughes made the motion to appoint Kevin Dayton to the committee which was seconded by member Wessendorf. The motion passed unanimously.

The Measure Q Oversight Committee (MQC) and MST Staff welcomed Kevin Dayton as the board appointed MQC member representing the Taxpayers Association.

5. New Business

5-1. Review Final Measure Q funded expenditures from MST's FY 2018 Audited Financial Report. (Enclosure) (Hunter Harvath)

Public Comment- None

Member Dayton made the motion to approve the MST's FY 2018 Comprehensive Annual Financial Report, which contains information regarding Measure Q-funded revenues & expenses and agreement to provide the opinion to the MST Board of Directors that Measure Q funds were appropriately used during FY 2018. The motion was seconded by member Wessendorf and was passed unanimously by the committee.

Public Comment- None

5-2. Review Committee Appointments and Vacancy

Public Comment- None

Assistant General Manager Hunter Harvath reviewed the current appointments and vacancies with the committee and suggested outreach to the various communities.


6. Staff and Committee Member Comments or Questions

Chair Williams reminded the committee to turn in their annual Form 700 and to complete their AB1234/Ethics training.

Chair Williams also reminded the committee and staff of the biennial Monterey County Stand Down event in **September 2020** and thanked MST for the ongoing transit support services.

7. Adjourn.

There being no further business, Chair Williams adjourned the meeting at 2:45 p.m.

Prepared by: 
Jeanette Alegar-Rocha

Reviewed by: 
Carl G. Sedoryk

Blank Page

To: Measure Q Oversight Committee

From: Hunter Harvath, Assistant General Manager

Subject: Review Measure Q funded expenditures

RECOMMENDATION:

Review Measure Q funded expenditures planned as a part of MST's FY 2020 Budget as adopted by MST Board of Directors.

FISCAL IMPACT:

\$10,516,428 in Measure Q funds have been allocated to the FY 2020 operating budget.

\$188,000 in Measure Q funds have been allocated to the FY 2020 capital budget.

POLICY IMPLICATIONS:

Your committee reviews all Measure Q funded expenditures included MST's annual budget as part of your oversight responsibility to ensure that funds are properly expended on programs and services that benefit seniors, veterans and persons with disabilities.

DISCUSSION:


For FY 2020, staff has budgeted \$10,516,428 for Measure Q revenues (Attachment 1) to support MST operations. These revenues are primarily funding the MST RIDES program, which serves 100% Measure Q-eligible customers (i.e., persons with significant physical and/or cognitive disabilities). As such, the entire cost of the MST RIDES program (less fares paid by passengers) is being funded by Measure Q revenues totaling \$6,475,248. These expenditures are presented in the pink highlighted columns on the attached FY 2020 operating budget.

On the fixed-route side of the FY 2020 budget, several programs are fully eligible for Measure Q funding (e.g., senior/veterans taxi vouchers, senior shuttles, etc.) while other expenditures benefit only some Measure Q-eligible customers (i.e., seniors, veterans and persons with disabilities). For these partially-eligible expenditures, staff has identified them on a budget-line by budget-line basis so that the oversight committee members can fully consider these items, as was requested at the March 11, 2016 meeting. In that regard, the remainder of Measure Q funds -- \$4,041,180 -- are shown in the columns highlighted in yellow on the attached FY 2020 operating budget.

In addition, \$188,000 in Measure Q funds have been set aside for capital expenditures that would benefit Measure Q-eligible populations. These items include communication tracking equipment that provide an interface between the dispatchers and the RIDES subfleet, and improvements to bus stops to make them ADA accessible for people with disabilities. These expenditures are highlighted in green on the FY 2020 capital budget (Attachment 2).

Attachment 1: FY 2020 Operating Budget

Attachment 2: FY 2020 Capital Budget

PREPARED BY: 
Hunter Harvath

REVIEWED BY: 
Carl G. Sedoryk

Monterey - Salinas Transit

Final Budget
FY2020

| | FY2019 TOTAL BUDGET | FY2020 TOTAL YEAR FIXED ROUTE | FY2020 TOTAL YEAR RIDES | FY2020 TOTAL YEAR MEASURE Q- FR | FY2020 TOTAL YEAR COMBINED | VARIANCE OVER/ (UNDER) |
|--|---------------------------|-------------------------------------|-------------------------------|---------------------------------------|----------------------------------|------------------------------|
| VEHICLE REVENUE HOURS (PROJECTED) | 290,266 | 202,870 | 44,983 | 44,983 | 247,853 | 42,413 |
| VEHICLE REVENUE HOURS (PROJECTED) | 366,649 | 271,993 | 87,278 | - | 359,271 | (7,378) |
| REVENUE | | | | | | |
| CASH REVENUE | | | | | | |
| PASSENGER FARES | (4,073,040) | (3,552,456) | (277,716) | - | (3,830,172) | (242,868) |
| TROLLEY | (750,000) | (603,012) | - | - | (603,012) | (146,988) |
| OTHER LOCAL, SC, | - | - | - | - | - | - |
| REVENUE - DOD | (5,429,736) | (4,344,552) | - | - | (4,344,552) | (1,085,184) |
| SPECIAL FARES - OTHER | (679,992) | (679,992) | - | - | (679,992) | - |
| ADVERTISING | (315,060) | (425,592) | - | - | (425,592) | 110,532 |
| OTHER AUXILIARY REVENUE | (1,884) | (1,884) | - | - | (1,884) | - |
| INVESTMENT INCOME | (12,000) | (12,000) | - | - | (12,000) | - |
| TAXI LEASE REVENUE | - | - | - | - | - | - |
| OTHER NON-TRANSPORTATION | (30,000) | (15,000) | - | - | (15,000) | (15,000) |
| TOTAL REVENUE | (11,291,712) | (9,634,488) | (277,716) | - | (9,912,204) | (1,379,508) |
| LTF OPERATING FUNDS | (15,279,684) | (16,749,684) | - | - | (16,749,684) | 1,470,000 |
| LTF/RSTP SWAP FUNDS | - | - | - | - | - | - |
| APCD FUNDS | - | - | - | - | - | - |
| CAP AND TRADE | (205,344) | (622,800) | - | - | (622,800) | 417,456 |
| OTHER LOCAL FUNDS | (158,436) | (110,004) | - | - | (110,004) | (48,432) |
| SALES TAX | (9,339,984) | - | (6,475,248) | (4,041,180) | (10,516,428) | 1,176,444 |
| STATE OPERATING FUNDS | (4,074,792) | (5,717,496) | - | - | (5,717,496) | 1,642,704 |
| OTHER STATE OPERATING FUNDS SB-1 | - | - | - | - | - | - |
| FEDERAL 5307 FORMULA FUNDS | (8,010,744) | (8,369,880) | - | - | (8,369,880) | 359,136 |
| FEDERAL 5311 RURAL FUNDS | (624,204) | (624,204) | - | - | (624,204) | - |
| FEDERAL 5311F INTERCITY FUNDS | (557,952) | (835,284) | - | - | (835,284) | 277,332 |
| FEDERAL 5316 JARC FUNDS | - | - | - | - | - | - |
| FEDERAL 5303 FUNDS | - | - | - | - | - | - |
| FEDERAL 5313B FUNDS | - | - | - | - | - | - |
| FEDERAL 5317 FUNDS - NF | - | - | - | - | - | - |
| OTHER FEDERAL FUNDS | (18,000) | - | - | - | - | (18,000) |
| CASH GRANTS & REIMBURSEMENT | (38,269,140) | (33,029,352) | (6,475,248) | (4,041,180) | (43,545,780) | 5,276,640 |
| TOTAL REVENUE | (49,560,852) | (42,663,840) | (6,752,964) | (4,041,180) | (53,457,984) | 3,897,132 |

Monterey - Salinas Transit

Final Budget
FY2020

| | FY2019 TOTAL BUDGET | FY2020 TOTAL YEAR FIXED ROUTE | FY2020 TOTAL YEAR RIDES | FY2020 TOTAL YEAR MEASURE Q- FR | FY2020 TOTAL YEAR COMBINED | VARIANCE OVER/ (UNDER) |
|---|---------------------------|-------------------------------------|-------------------------------|---------------------------------------|----------------------------------|------------------------------|
| EXPENSES | - | - | - | - | - | - |
| LABOR | - | - | - | - | - | - |
| COACH OPERATORS WAGES | 7,438,020 | 7,027,824 | - | - | 7,027,824 | (410,196) |
| COACH OPERATOR OVERTIME | 1,151,964 | 1,151,964 | - | - | 1,151,964 | - |
| OTHER WAGES | 7,715,376 | 7,518,648 | 128,808 | 325,836 | 7,973,292 | 257,916 |
| OTHER OVERTIME | 224,268 | 224,268 | - | - | 224,268 | - |
| TOTAL LABOR | 16,529,628 | 15,922,704 | 128,808 | 325,836 | 16,377,348 | (152,280) |
| BENEFITS | - | - | - | - | - | - |
| PERS | 2,263,824 | 2,486,232 | 11,172 | 28,644 | 2,526,048 | 262,224 |
| INSURANCE | 4,221,552 | 4,193,988 | 31,272 | 78,180 | 4,303,440 | 81,888 |
| IN LIEU INSURANCE | 163,200 | 163,200 | - | 4,800 | 168,000 | 4,800 |
| OTHER FRINGE BENEFITS | 23,652 | 23,820 | - | - | 23,820 | 168 |
| PAYROLL TAXES | 354,468 | 335,580 | 2,556 | 6,516 | 344,652 | (9,816) |
| WORKERS COMPENSATION EXPENSE | 750,000 | 678,984 | 5,964 | 15,060 | 700,008 | (49,992) |
| HOLIDAYS | 857,352 | 814,188 | 6,288 | 15,516 | 835,992 | (21,360) |
| PERSONAL LEAVE | 1,841,196 | 1,768,596 | 12,528 | 28,596 | 1,809,720 | (31,476) |
| UNIFORMS | 88,320 | 82,272 | 108 | 600 | 82,980 | (5,340) |
| AUTO ALLOWANCE | 29,520 | 33,600 | - | - | 33,600 | 4,080 |
| TUITION REIMBURSEMENT | 5,772 | 8,064 | - | - | 8,064 | 2,292 |
| SAFETY AWARD & EE RECOGNITION | 51,780 | 56,004 | - | - | 56,004 | 4,224 |
| TOTAL BENEFITS | 10,650,636 | 10,644,528 | 69,888 | 177,912 | 10,892,328 | 241,692 |
| ADVERTISING & MARKETING | - | - | - | - | - | - |
| MARKETING SERVICES | 89,208 | 119,700 | 5,004 | 5,004 | 129,708 | 40,500 |
| TROLLEY MARKETING | 5,004 | 5,004 | - | - | 5,004 | - |
| TOTAL ADVERTISING & MARKETING | 94,212 | 124,704 | 5,004 | 5,004 | 134,712 | 40,500 |
| PROFESSIONAL & TECHNICAL | - | - | - | - | - | - |
| PHYSICAL EXAMS | 12,504 | 12,504 | - | - | 12,504 | - |
| BANK SERVICES | 222,000 | 222,000 | - | - | 222,000 | - |
| AUDITORS | 34,008 | 34,008 | - | - | 34,008 | - |
| ARMORED CAR | 71,148 | 83,856 | - | - | 83,856 | 12,708 |
| LEGAL SERVICES | 80,004 | 80,004 | - | - | 80,004 | - |
| CONTRACT NEGOTIATION | 20,004 | 80,004 | - | - | 80,004 | 60,000 |
| DIRECTORS FEES | 14,304 | 14,304 | - | - | 14,304 | - |
| BROCHURE DELIVERY | 1,500 | 1,500 | - | - | 1,500 | - |
| HEARING COSTS | 996 | 1,116 | - | - | 1,116 | 120 |
| CONSULTING | 240,012 | 180,000 | 5,004 | 50,004 | 235,008 | (5,004) |
| RECRUITING SERVICES | 6,000 | 9,492 | - | - | 9,492 | 3,492 |
| INSPECTION | 10,008 | 10,008 | - | - | 10,008 | - |
| DRUG TESTING | 9,000 | 9,000 | - | - | 9,000 | - |
| OTHER PROFESSIONAL | 10,008 | 113,052 | - | - | 113,052 | 103,044 |
| CONSULTING - GRANT FUNDED | 166,008 | 110,004 | - | - | 110,004 | (56,004) |
| TOTAL PROFESSIONAL & TECHNICAL | 897,504 | 960,852 | 5,004 | 50,004 | 1,015,860 | 118,356 |

Monterey - Salinas Transit

Final Budget
FY2020

| | FY2019 TOTAL BUDGET | FY2020 TOTAL YEAR FIXED ROUTE | FY2020 TOTAL YEAR RIDES | FY2020 TOTAL YEAR MEASURE Q- FR | FY2020 TOTAL YEAR COMBINED | VARIANCE OVER/ (UNDER) |
|------------------------------------|---------------------------|-------------------------------------|-------------------------------|---------------------------------------|----------------------------------|------------------------------|
| OUTSIDE LABOR | - | - | - | - | - | - |
| CUSTODIAL SERVICES | 275,004 | 350,004 | - | - | 350,004 | 75,000 |
| SECURITY SERVICES | 170,004 | 180,000 | - | - | 180,000 | 9,996 |
| BUS PAINTING | 37,500 | 37,500 | - | - | 37,500 | - |
| HAZARDOUS WASTE DISPOSAL | 65,004 | 80,004 | - | - | 80,004 | 15,000 |
| LAUNDRY | 96,000 | 150,000 | - | - | 150,000 | 54,000 |
| SHOP EQUIPMENT REPAIR | 10,008 | 10,008 | - | - | 10,008 | - |
| SUPPORT VEHICLES REPAIR | 40,176 | 40,176 | - | - | 40,176 | - |
| TOWING | 22,596 | 22,596 | - | - | 22,596 | - |
| BUS WASHER MAINTENANCE | 7,500 | 7,500 | - | - | 7,500 | - |
| ELECTRICAL, PLUMBING , ROOFING | 50,004 | 50,004 | - | - | 50,004 | - |
| COPIER & OFFICE EQUIP REPAIR | 12,372 | 10,008 | - | 2,004 | 12,012 | (360) |
| COMPUTER MAINTENANCE | 884,964 | 1,039,560 | 112,788 | 2,400 | 1,154,748 | 269,784 |
| SEAT REPAIRS | 6,504 | 6,504 | - | - | 6,504 | - |
| BUILDING AND EQUIPMENT MAINT | 100,008 | 300,000 | - | - | 300,000 | 199,992 |
| TELEPHONE EQUIPMENT REPAIR | 1,008 | 1,008 | - | - | 1,008 | - |
| PARTS CLEANING | 5,808 | 5,808 | - | - | 5,808 | - |
| RADIO REPAIRS | 45,000 | 55,008 | - | - | 55,008 | 10,008 |
| OTHER OUTSIDE LABOR | 126,000 | 126,000 | - | - | 126,000 | - |
| MAINTENANCE SHOP | 25,260 | 15,000 | - | - | 15,000 | (10,260) |
| GROUNDS MAINTENANCE | 36,000 | 50,004 | - | - | 50,004 | 14,004 |
| PEST CONTROL | 4,800 | 6,504 | - | - | 6,504 | 1,704 |
| TEST UNDERGROUND TANKS | 9,204 | 9,204 | - | - | 9,204 | - |
| FIRE EXTINGUISHER SERVICE | 6,852 | 6,000 | - | - | 6,000 | (852) |
| TOTAL OUTSIDE LABOR | 2,037,576 | 2,558,400 | 112,788 | 4,404 | 2,675,592 | 638,016 |
| FUEL, GAS AND TIRES | - | - | - | - | - | - |
| DIESEL - REVENUE | 2,800,008 | 2,743,440 | - | - | 2,743,440 | (56,568) |
| LUBRICANTS - REVENUE | 210,000 | 250,008 | - | - | 250,008 | 40,008 |
| ELECTRICITY - REVENUE | 26,208 | 26,208 | - | - | 26,208 | - |
| GAS | 65,003 | 100,008 | - | - | 100,008 | 35,005 |
| FUEL PURCHASES - MV | 1,050,000 | 496,356 | 616,800 | 86,844 | 1,200,000 | 150,000 |
| TIRES & TUBES | 240,000 | 300,000 | - | - | 300,000 | 60,000 |
| TOTAL FUEL & LUBRICANTS | 4,391,219 | 3,916,020 | 616,800 | 86,844 | 4,619,664 | 228,445 |

Monterey - Salinas Transit

Final Budget
FY2020

| | FY2019 TOTAL BUDGET | FY2020 TOTAL YEAR FIXED ROUTE | FY2020 TOTAL YEAR RIDES | FY2020 TOTAL YEAR MEASURE Q- FR | FY2020 TOTAL YEAR COMBINED | VARIANCE OVER/ (UNDER) |
|-------------------------------------|---------------------------|-------------------------------------|-------------------------------|---------------------------------------|----------------------------------|------------------------------|
| MATERIALS AND SUPPLIES | - | - | - | - | - | - |
| MARKETING SUPPLIES | 27,516 | 27,000 | - | 4,008 | 31,008 | 3,492 |
| BUS ADVERTISING EXPENSE | - | - | - | - | - | - |
| PRINTING | 54,516 | 40,008 | 8,004 | 11,256 | 59,268 | 4,752 |
| RIDERS GUIDES | 40,008 | 40,008 | - | - | 40,008 | - |
| MAPS | 4,008 | 4,008 | - | - | 4,008 | - |
| TICKETS | 4,008 | - | 4,008 | - | 4,008 | - |
| PASSES | 50,004 | 50,004 | - | - | 50,004 | - |
| BROCHURES | 24,516 | 25,008 | 1,500 | 3,504 | 30,012 | 5,496 |
| TRANSFERS | - | - | - | - | - | - |
| MISC MARKETING | 28,008 | 25,008 | - | 8,208 | 33,216 | 5,208 |
| HAZARDOUS MATERIAL CONTAINMENT | 12,000 | 12,000 | - | - | 12,000 | - |
| COMPUTER SUPPLIES | 77,004 | 60,000 | - | - | 60,000 | (17,004) |
| SAFETY & PROTECTIVE SUPPLIES | 39,204 | 37,404 | - | 1,800 | 39,204 | - |
| TROLLEY SUPPLIES | 5,004 | 5,004 | - | - | 5,004 | - |
| BUILDING CLEANING SUPPLIES | 66,996 | 66,996 | - | - | 66,996 | - |
| TRANSIT CENTER/PLAZA SUPPLIES | 6,000 | 6,000 | - | - | 6,000 | - |
| SHELTER & BUS STOP SUPPLIES | 100,008 | 75,000 | - | - | 75,000 | (25,008) |
| OTHER SUPPLIES | 95,016 | 40,008 | 5,004 | 50,004 | 95,016 | - |
| SHOP SUPPLIES | 109,332 | 109,332 | - | - | 109,332 | - |
| OFFICE SUPPLIES/EQUIPMENT | 87,012 | 96,012 | 1,008 | 3,000 | 100,020 | 13,008 |
| POSTAGE & EXPRESS SERVICE | 18,672 | 13,164 | 4,452 | 1,200 | 18,816 | 144 |
| COPY MACHINE PAPER | 3,096 | 3,096 | - | - | 3,096 | - |
| REVENUE VEHICLE PARTS | 759,996 | 950,004 | - | - | 950,004 | 190,008 |
| SUPPORT VEHICLE PARTS | 15,000 | 15,000 | - | - | 15,000 | - |
| FAREBOX PARTS | 32,184 | 32,184 | - | - | 32,184 | - |
| BUS WASHER SUPPLIES | 13,008 | 15,000 | - | - | 15,000 | 1,992 |
| WARRANTY LABOR & PARTS | - | - | - | - | - | - |
| PARTS CLEANING | 5,004 | 5,004 | - | - | 5,004 | - |
| FUEL IS./DISPENSER PARTS | 5,004 | 5,004 | - | - | 5,004 | - |
| TOTAL MATERIALS AND SUPPLIES | 1,682,124 | 1,757,256 | 23,976 | 82,980 | 1,864,212 | 182,088 |
| UTILITIES | - | - | - | - | - | - |
| WATER & FIRE PROTECTION | 40,008 | 40,008 | - | - | 40,008 | - |
| TELEPHONE LINE SERVICE | 129,996 | 150,000 | - | - | 150,000 | 20,004 |
| PG&E | 242,976 | 294,000 | - | - | 294,000 | 51,024 |
| ALARM SERVICE | 32,376 | 52,008 | - | - | 52,008 | 19,632 |
| DISPOSAL & SEWER | 45,396 | 45,396 | - | - | 45,396 | - |
| CELLULAR PHONES/PAGERS | 72,396 | 69,120 | 1,440 | 1,440 | 72,000 | (396) |
| TOTAL UTILITIES | 563,148 | 650,532 | 1,440 | 1,440 | 653,412 | 90,264 |

Monterey - Salinas Transit

Final Budget
FY2020

| | FY2019 TOTAL BUDGET | FY2020 TOTAL YEAR FIXED ROUTE | FY2020 TOTAL YEAR RIDES | FY2020 TOTAL YEAR MEASURE Q- FR | FY2020 TOTAL YEAR COMBINED | VARIANCE OVER/ (UNDER) |
|---------------------------------------|---------------------------|-------------------------------------|-------------------------------|---------------------------------------|----------------------------------|------------------------------|
| INSURANCE | - | - | - | - | - | - |
| PHYSICAL DAMAGE EXPENSE | 59,784 | 88,524 | - | - | 88,524 | 28,740 |
| RECOVERIES PHYSICAL DAMAGES | - | - | - | - | - | - |
| LIABILITY EXPENSE | 841,308 | 1,138,392 | - | - | 1,138,392 | 297,084 |
| OTHER INSURANCE PREMIUMS | 60,684 | 87,480 | - | - | 87,480 | 26,796 |
| TOTAL INSURANCE | 961,776 | 1,314,396 | - | - | 1,314,396 | 352,620 |
| TAXES | - | - | - | - | - | - |
| PROPERTY TAX | 7,584 | 7,584 | - | - | 7,584 | - |
| VEHICLE LICENSE & REGISTRATION | 504 | 504 | - | - | 504 | - |
| DIESEL SALES TAX | 175,008 | 227,316 | - | - | 227,316 | 52,308 |
| DIESEL FUEL USE TAX | 8,616 | 11,220 | - | - | 11,220 | 2,604 |
| GASOLINE TAX | 1,884 | 4,092 | - | - | 4,092 | 2,208 |
| OTHER TAXES | 18,000 | 18,000 | - | - | 18,000 | - |
| TOTAL TAXES | 211,596 | 268,716 | - | - | 268,716 | 57,120 |
| PURCHASED TRANSPORTATION | - | - | - | - | - | - |
| PURCHASED TRANSPORTATION | 9,463,776 | 4,805,724 | 5,320,212 | 840,840 | 10,966,776 | 1,503,000 |
| TAXI VOUCHERS/PILOT TRAVEL REIMB | 612,012 | - | 200,004 | 485,316 | 685,320 | 73,308 |
| TOTAL PURCHASED TRANSPORTATION | 10,075,788 | 4,805,724 | 5,520,216 | 1,326,156 | 11,652,096 | 1,576,308 |
| MISCELLANEOUS EXPENSES | - | - | - | - | - | - |
| SUBSCRIPTIONS | 20,004 | 20,004 | - | - | 20,004 | - |
| APTA DUES | 35,556 | 36,036 | - | - | 36,036 | 480 |
| CTA DUES | 15,108 | 15,396 | - | - | 15,396 | 288 |
| CHAMBER AND OTHER DUES | 37,008 | 37,008 | - | - | 37,008 | - |
| CAL ACT DUES | 1,740 | 1,740 | - | - | 1,740 | - |
| STAFF TRAVEL | 128,652 | 122,652 | - | 6,000 | 128,652 | - |
| STAFF TRAINING | 36,012 | 58,008 | 5,004 | 7,008 | 70,020 | 34,008 |
| BOARD TRAVEL | 25,008 | 25,008 | - | - | 25,008 | - |
| AD & PROMOTION MEDIA | 45,000 | 35,004 | - | - | 35,004 | (9,996) |
| LEGAL ANNOUNCEMENTS | 10,008 | 15,000 | - | - | 15,000 | 4,992 |
| AD MEDIA RECRUITING | 4,008 | 4,008 | - | - | 4,008 | - |
| PERMITS | 12,504 | 15,000 | - | - | 15,000 | 2,496 |
| SALES TAX REVENUE EXPENSE | 405,468 | - | 264,036 | 158,004 | 422,040 | 16,572 |
| OTHER MISC. EXPENSE | 13,008 | 13,008 | - | - | 13,008 | - |
| INTERFUND TRANSFERS | - | (1,680,252) | - | 1,680,252 | - | - |
| TOTAL MISCELLANEOUS EXPENSES | 789,084 | (1,282,380) | 269,040 | 1,851,264 | 837,924 | 48,840 |

Monterey - Salinas Transit

Final Budget
FY2020

| | FY2019 TOTAL BUDGET | FY2020 TOTAL YEAR FIXED ROUTE | FY2020 TOTAL YEAR RIDES | FY2020 TOTAL YEAR MEASURE Q- FR | FY2020 TOTAL YEAR COMBINED | VARIANCE OVER/ (UNDER) |
|-------------------------------|---------------------------|-------------------------------------|-------------------------------|---------------------------------------|----------------------------------|------------------------------|
| OTHER AGENCY EXPENSES | - | - | - | - | - | - |
| PASS THROUGH/BEHALF OF OTHERS | - | - | - | - | - | - |
| TOTAL OTHER AGENCY EXPENSES | - | - | - | - | - | - |
| INTEREST EXPENSE | - | - | - | - | - | - |
| INTEREST EXPENSE | 200,004 | 194,280 | - | - | 194,280 | (5,724) |
| TOTAL INTEREST EXPENSE | 200,004 | 194,280 | - | - | 194,280 | (5,724) |
| LEASES & RENTALS | - | - | - | - | - | - |
| ANTENNA/ SATELLITE RENTAL | 30,505 | 44,004 | - | - | 44,004 | 13,500 |
| RESTROOM - MONTEREY | 50,005 | 5,004 | - | - | 5,004 | (45,001) |
| EQUIPMENT RENTALS | 52,500 | 52,500 | - | - | 52,500 | - |
| POSTAGE METER RENTAL | 10,008 | 10,008 | - | - | 10,008 | - |
| BUILDING RENT | 333,540 | 220,320 | - | 129,336 | 349,656 | 16,116 |
| TOTAL LEASES & RENTALS | 476,557 | 331,836 | - | 129,336 | 461,172 | (15,385) |
| TOTAL OPERATING EXPENSES | 49,560,852 | 42,167,568 | 6,752,964 | 4,041,180 | 52,961,712 | 3,400,860 |
| OPERATING (SURPLUS) DEFICIT | - | (496,272) | - | - | (496,272) | (496,272) |

FY20 CAPITAL BUDGET - DRAFT

version 5/30/19

| A | BUS - ROLLING STOCK | Prop 1B PTMISEA | LCTOP/ TIRCP | MST Finance: Bank Loan | SB1 | Measure Q | 5339 | Measure X | Total Grant, Measure Q, or Loan Funded (a) | MST Capital Budget (b) | Unfunded | Total Grant & MST Funded (a)+(b) |
|---|---|--------------------|-----------------|---------------------------|-----------|-----------|------|-----------|--|------------------------------|----------|--|
| A1 | Medium Bus Fixed Route Subfleet: Replace 7 vehicles | | | | \$777,095 | | | | \$777,095 | \$0 | \$0 | \$777,095 |
| A2 | Relief Unit Subfleet: Replace 6 vehicles | | | | | | | | \$0 | \$75,000 | \$75,000 | \$75,000 |
| A3 | Facilities Subfleet: Add 1 Facilities Truck | | | | | | | | \$0 | \$60,000 | \$0 | \$60,000 |
| Total Rolling Stock: \$0 \$0 \$0 \$777,095 \$0 \$0 \$0 \$777,095 \$135,000 \$75,000 \$912,095 | | | | | | | | | | | | |

| B | BUS SUPPORT EQUIP. & FACILITIES/ ITS | Prop 1B PTM/SEA | LCTOP/ TIRCP | MST Finance: Bank Loan | SB1 | Measure Q | 5339 | Measure X | Total Grant, Measure Q, or Loan Funded (a) | MST Capital Budget (b) | Unfunded | Total Grant & MST Funded (a)+(b) |
|----------------------------|---|--------------------|-----------------|---------------------------|-----------|-----------|------|-----------|--|------------------------------|-----------|--|
| B1 | Document Management System | | | | | | | | \$0 | \$0 | \$25,000 | \$0 |
| B2 | Financial Reporting (Jet Reports) | | | | | | | | \$0 | \$0 | \$28,000 | \$0 |
| B3 | Spare GFI fareboxes (3 short complete sets) | | | | | | | | \$0 | \$0 | \$45,000 | \$0 |
| B4 | GFI Garage Computer Servers (3) | | | | | | | | \$0 | \$0 | \$25,000 | \$0 |
| B5 | GFI test bench | | | | | | | | \$0 | \$0 | \$21,000 | \$0 |
| B6 | Point of Sale System | | | | | | | | \$0 | \$0 | \$50,000 | \$0 |
| B7 | Mobile phone ticketing & validators | | \$400,000 | | | | | | \$400,000 | \$0 | \$0 | \$400,000 |
| B8 | 20 - Desktop/peripherals Upgrades | | | | | | | | \$0 | \$0 | \$21,000 | \$0 |
| B9 | 10 - Laptops | | | | | | | | \$0 | \$0 | \$12,000 | \$0 |
| B10 | Geenie Lift Z-boom40 | | | | | | | | \$0 | \$0 | \$55,000 | \$0 |
| B11 | Automatic Passenger Counters | \$163,000 | | | \$163,000 | | | | \$326,000 | \$0 | \$328,000 | \$326,000 |
| B12 | Unforeseen facility improvements | | | | | | | | \$0 | \$100,000 | \$0 | \$100,000 |
| B13 | Upgrade TDA Server Bank | | | | | | | | \$0 | \$100,000 | \$0 | \$100,000 |
| Total Bus Support & Equip: | | | | | | | | | | | | |
| | | \$163,000 | \$400,000 | \$0 | \$163,000 | \$0 | \$0 | \$0 | \$726,000 | \$200,000 | \$610,000 | \$926,000 |

| C | COMMUNICATIONS/RADIO EQUIPMENT | | | | | | | | | | Total Grant & MST Funded (a)+(b) |
|----|--------------------------------|--------------|------------------------|-----|-----------|------|-----------|--|------------------------|-----------|----------------------------------|
| C1 | Prop 1B PTMISEA | LCTOP/ TIRCP | MST Finance: Bank Loan | SB1 | Measure Q | 5339 | Measure X | Total Grant, Measure Q, or Loan Funded (a) | MST Capital Budget (b) | Unfunded | Total Grant & MST Funded (a)+(b) |
| | | | | | | | | \$0 | \$20,000 | \$0 | \$20,000 |
| C2 | | | | | \$168,000 | | | \$168,000 | \$0 | \$0 | \$168,000 |
| | Total Comm. & Radio Equip: | | | | | | | | | | \$188,000 |
| D | SAFETY & SECURITY | | | | | | | | | | Total Grant & MST Funded (a)+(b) |
| D1 | Prop 1B PTMISEA | LCTOP/ TIRCP | MST Finance: Bank Loan | SB1 | Measure Q | 5339 | Measure X | Total Grant, Measure Q, or Loan Funded (a) | MST Capital Budget (b) | Unfunded | Total Grant & MST Funded (a)+(b) |
| | | | | | | | | \$0 | \$75,000 | \$0 | \$75,000 |
| D2 | | | | | | | | \$0 | \$0 | \$7,000 | \$0 |
| | Total Safety & Security: | | | | | | | | | | \$75,000 |
| E | PREVENTIVE MAINTENANCE | | | | | | | | | | Total Grant & MST Funded (a)+(b) |
| E1 | Prop 1B PTMISEA | LCTOP/ TIRCP | MST Finance: Bank Loan | SB1 | Measure Q | 5339 | Measure X | Total Grant, Measure Q, or Loan Funded (a) | MST Capital Budget (b) | Unfunded | Total Grant & MST Funded (a)+(b) |
| | | | | | | | | \$0 | \$50,000 | \$0 | \$50,000 |
| E2 | | | | | | | | \$0 | \$25,000 | \$0 | \$25,000 |
| | Total Preventative Maint: | | | | | | | | | | \$75,000 |
| F | BUS STATION/STOPS | | | | | | | | | | Total Grant & MST Funded (a)+(b) |
| F1 | Prop 1B PTMISEA | LCTOP/ TIRCP | MST Finance: Bank Loan | SB1 | Measure Q | 5339 | Measure X | Total Grant, Measure Q, or Loan Funded (a) | MST Capital Budget (b) | Unfunded | Total Grant & MST Funded (a)+(b) |
| | | | | | | | | \$0 | \$0 | \$325,000 | \$0 |
| F2 | | | | | | | | \$0 | \$0 | \$35,000 | \$0 |
| F3 | | | | | \$20,000 | | | \$20,000 | \$0 | \$50,000 | \$20,000 |
| F4 | | | | | | | | \$0 | \$0 | \$75,000 | \$0 |
| | Total Bus Stations/Stops: | | | | | | | | | | \$485,000 |

| G | MAJOR FACILITIES EXPANSION / REHAB | Prop 1B PTMISEA | LCTOP/ TIRCP | MST Finance: Bank Loan | SB1 | Measure Q | 5339 | Measure X | Total Grant, Measure Q, or Loan Funded (a) | MST Capital Budget (b) | Unfunded | Total Grant & MST Funded (a)+(b) |
|------------------------------------|--|--------------------|---------------------------|---------------------------|-------------|-----------|-------------|--|--|------------------------------|--|--|
| | | | | | | | | | | | | |
| G1 | South County Maintenance Facility | \$452,000 | | \$5,000,000 | \$242,000 | | \$4,065,536 | \$1,835,253 | \$11,594,789 | \$0 | \$0 | \$11,594,789 |
| G2 | Generator & improvements - 19 Upper Ragsdale | | | | | | | | \$0 | \$0 | \$140,000 | \$0 |
| G3 | JLW Reactivation | | | | | | | | \$0 | \$0 | \$219,000 | \$0 |
| Total Major Facilities: | | \$452,000 | \$0 | \$5,000,000 | \$242,000 | \$0 | \$4,065,536 | \$1,835,253 | \$11,594,789 | \$0 | \$359,000 | \$11,594,789 |
| | | | | | | | | | | a | b | a+b |
| | Prop 1B PTMISEA | LCTOP/ TIRCP | MST Finance: Bank Loan | SB1 | Measure Q | 5339 | Measure X | Total Grant, Measure Q, or Loan Funded (a) | MST Capital Budget (b) | Unfunded | Total Grant & MST Funded (a)+(b) | |
| | | | | | | | | | | | | |
| Total Grants & MST Capital Budget: | | \$615,000 | \$400,000 | \$5,000,000 | \$1,182,095 | \$188,000 | \$4,065,536 | \$1,835,253 | \$13,285,884 | \$505,000 | \$1,536,000 | \$13,790,884 |

Blank Page

To: Measure Q Oversight Committee

From: C. Sedoryk, General Manager/CEO

Subject: Review Committee Appointments and Vacancy.

RECOMMENDATION:

1. Nominate Aimee Cuda to another term to represent the MST Mobility Advisory Committee on the Measure Q Oversight Committee and recommend to the MST Board.
2. Seek a nomination for the County of Monterey Unincorporated vacancy on the Measure Q Oversight Committee and recommend to the MST Board.

FISCAL IMPACT:

None.

POLICY IMPLICATIONS:

Ordinance 2015-01 requires the board to approve all nominations to the Measure Q Oversight Committee.

DISCUSSION:

According to Ordinance 2015-01 and Resolution 2015-31, the membership of the committee shall consist, at a minimum, of a representative of each of the following:

- The Salinas urbanized area, to include a representative from the City of Salinas;
- The Seaside-Marina-Monterey urbanized area, to include a representative from among the cities of Carmel-by-the-Sea, Monterey, Pacific Grove, Seaside, Del Rey Oaks, Sand City, and Marina;
- The Non-Urbanized Areas, to include a representative from among the cities of Gonzales, Greenfield, Soledad, and King City;
- The County of Monterey, to include a representative from an unincorporated area of Monterey County;
- A bona fide non-profit organization that represents the interest of taxpayers in the county; and


- The District's existing mobility advisory committee, to include two members of the mobility advisory committee.

The following individuals currently serve on the Measure Q Oversight Committee:

| REPRESENTATIVE | NAME | TERM EXPIRATION |
|--|-------------------|-----------------|
| Salinas Urbanized Area | Juan Pablo Lopez | 3/26/2020 |
| Seaside-Marina-Monterey Urbanized Area | Sid Williams | 3/26/2020 |
| Non-urbanized South County Cities | Sharlene Hughes | 5/01/2020 |
| County of Monterey Unincorporated | (Vacant) | |
| Taxpayer's Association | Kevin Dayton | 3/25/2020 |
| Mobility Advisory Committee | Kasuko Wessendorf | 3/26/2020 |
| Mobility Advisory Committee | Aimee Cuda | 3/19/2019 |

ATTACHMENT: Measure Q Oversight Committee Appointments and Terms

Prepared by: _____



FISCAL YEAR 2020

| Category | Name | Position | Appointed | Initial Term | Reappointment | Resignation | Expirations |
|--|-------------------|------------|-----------|--------------|---------------|-------------|------------------|
| Salinas Urbanized | Juan Pablo Lopez | Vice Chair | 4/13/2015 | 2 years | 3/26/2018 | | 3/26/2020 |
| Seaside-Marina-Monterey Urbanized | Sid Williams | Chair | 4/13/2015 | 2 years | 3/26/2018 | | 3/26/2020 |
| Non Urbanized South County Cities | Sharlene Huges | Member | 5/1/2018 | 2 years | | | 5/1/2020 |
| County of Monterey Unincorporated | Vacant | | | | | | |
| Tax Payer's Associations | Kevin Dayton | Member | 3/25/2018 | 2 years | | | 3/25/2020 |
| MAC | Aimee Cuda | Member | 9/16/2016 | 3 years | | | 9/16/2019 |
| MAC | Kazuko Wessendorf | Member | 4/13/2015 | 3 years | 3/26/2018 | | 3/26/2020 |

Blank Page