

To: Board of Directors
From: C. Sedoryk, General Manager/CEO
Subject: Monthly Report – May 2017

Attached is a summary of monthly performance statistics for the Transportation, Maintenance, and Administration departments for May 2017 (Attachments 1-4).

May 4 - 7 I attended the American Public Transportation Association Bus and Paratransit Operations conference in Reno, NV and participated in a variety of board of director committee meetings.

May 16 - 17 I attended the California Transit Association spring legislative conference, associated committee meetings, and visited with members of our local delegation and had meetings with key staff and members of the state Assembly, Senate and Governor's office (Attachment 5)

Attachment #1 – Dashboard Performance Statistics

Attachment #2 – Operations Dept. Report – May 2017

Attachment #3 – Facilities & Maintenance Dept. Report – May 2017

Attachment #4 – Administration Dept. Report – May 2017

Attachment #5 - State legislative meetings itinerary - May 16 - 17, 2017

A complete detail of Monthly Performance Statistics can be viewed within the GM Report at <http://www.mst.org/about-mst/board-of-directors/board-meetings/>



Prepared by: _____
Carl G. Sedoryk, General Manager/ CEO

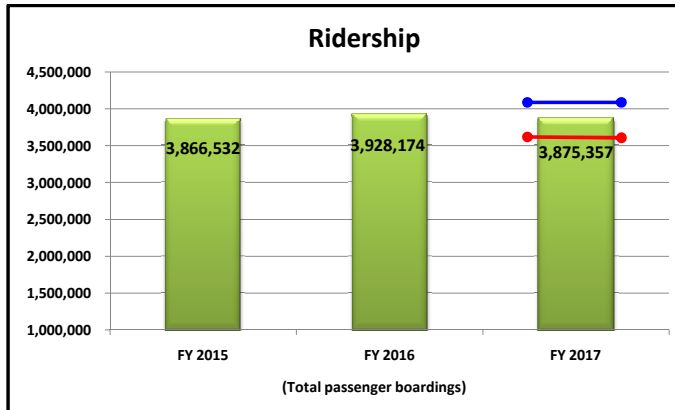
BLANK PAGE

MST Fixed Route

YTD Dashboard Performance Comparative Statistics

Months of July - May

Fiscal Years 2015-2017

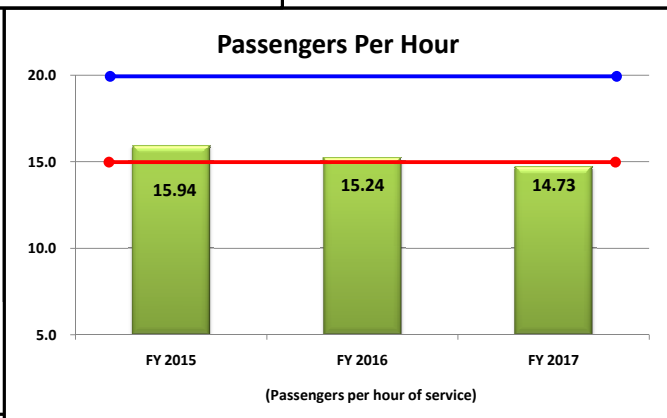


**Goal = 4,085,301
passengers**

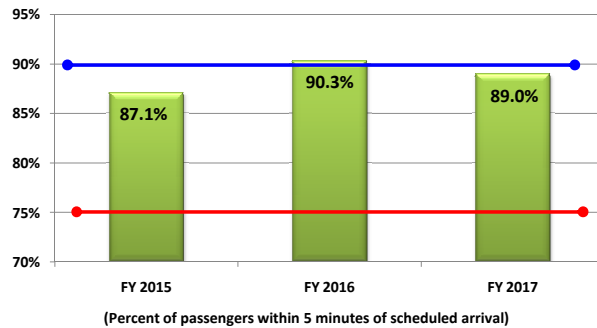
**Minimum = 3,535,357
passengers**

Goal = 20 passengers p/h

Minimum = 15 passengers p/h



On Time Performance

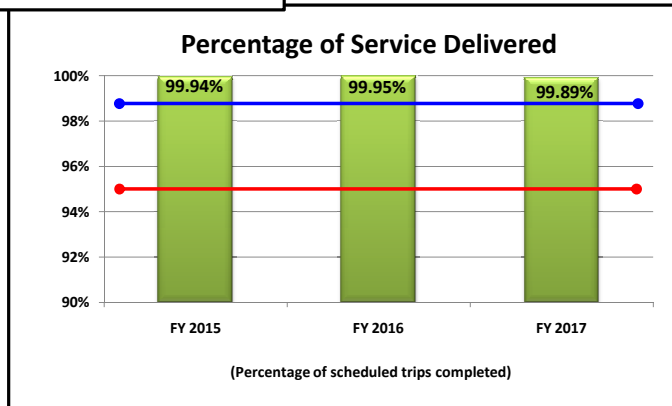


Goal = 90% on time

Minimum = 75% on time

Goal = 99% completed

Minimum = 95% completed

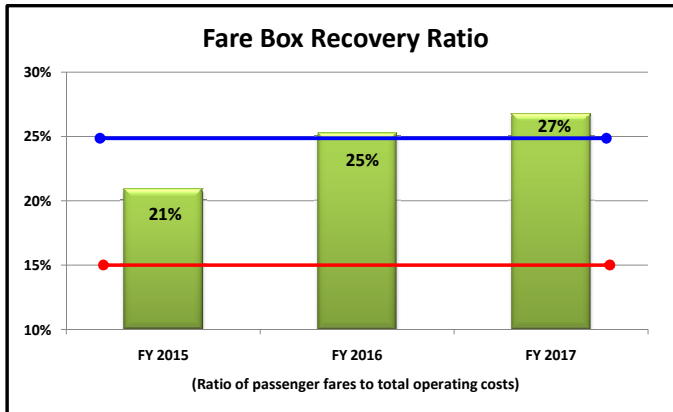


MST Fixed Route

YTD Dashboard Performance Comparative Statistics

Months of July - May

Fiscal Years 2015-2017

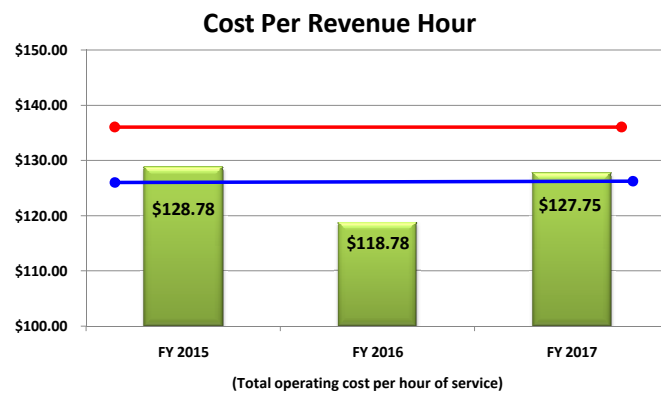


Goal = 25%

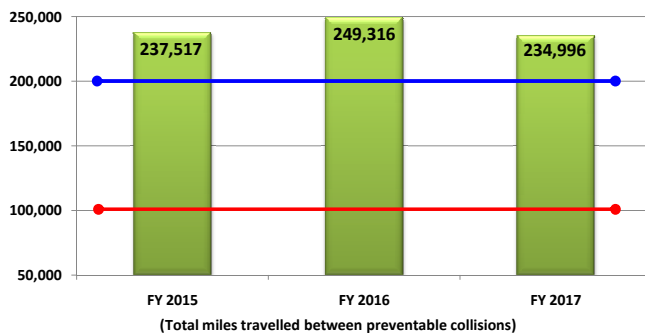
Minimum = 15%

Maximum = \$139.70 per RH

Goal = \$127.04 per RH



Miles Between Preventable Collisions



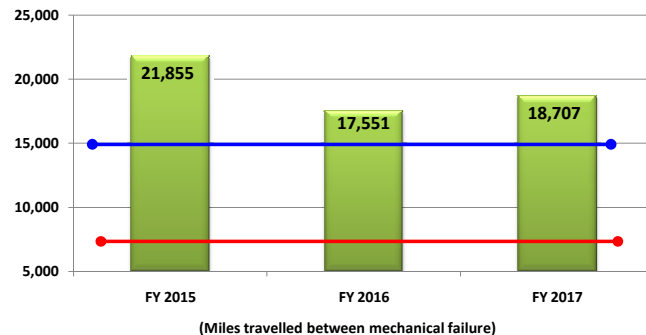
Goal = 200K Miles

Minimum = 100K Miles

Goal = 15K Miles

Minimum = 7K Miles

Miles Between Road Calls

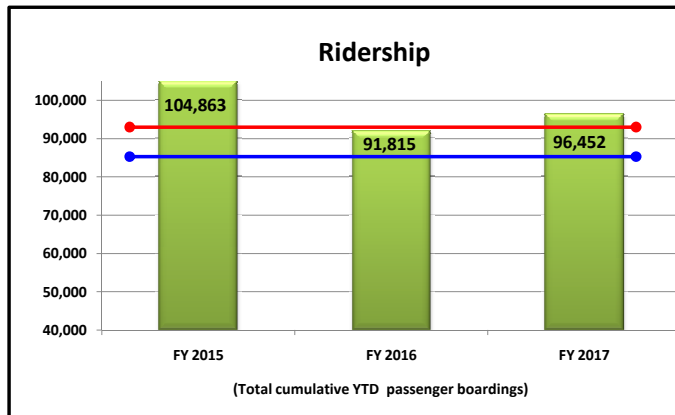


MST RIDES

YTD Dashboard Performance Comparative Statistics

Months of July - May

Fiscal Years 2015-2017

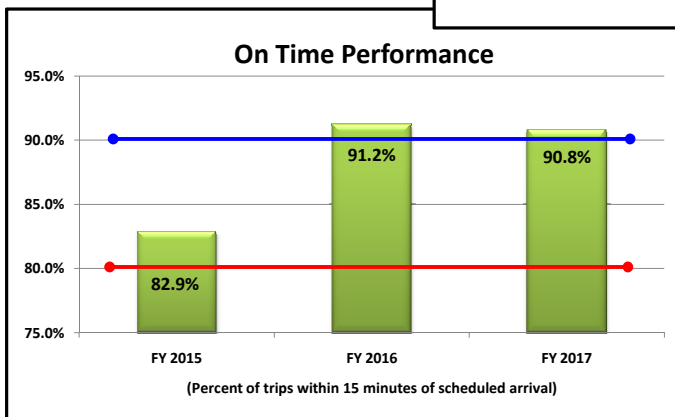
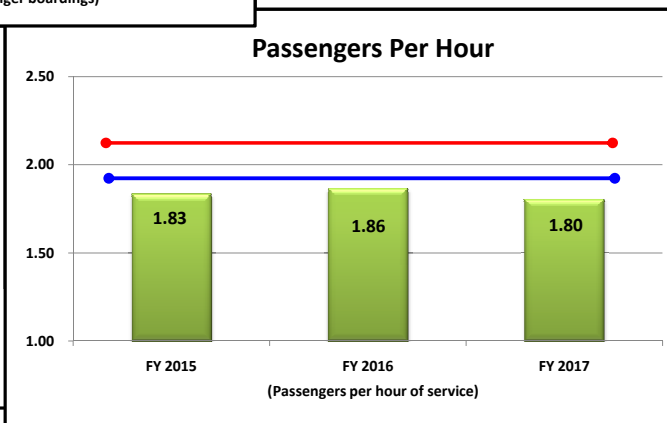


Goal = 85,623 passengers

Maximum = 94,185 passengers

Goal = 1.87 passengers p/h

Maximum = 2.06 passengers p/h

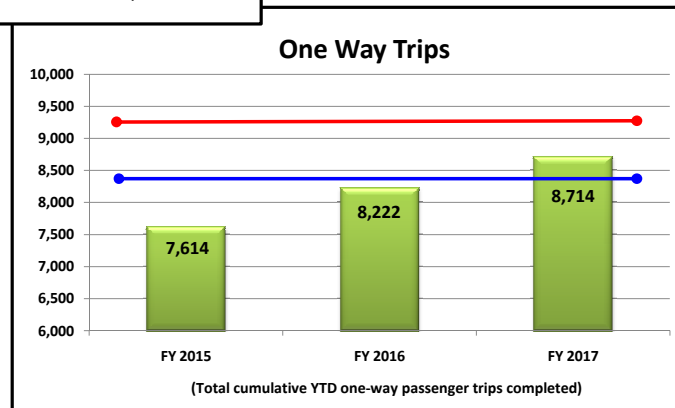


Goal = 90% on time

Minimum = 80% on time

Maximum = 9,316 one-way trips

Goal = 8,469 one way trips

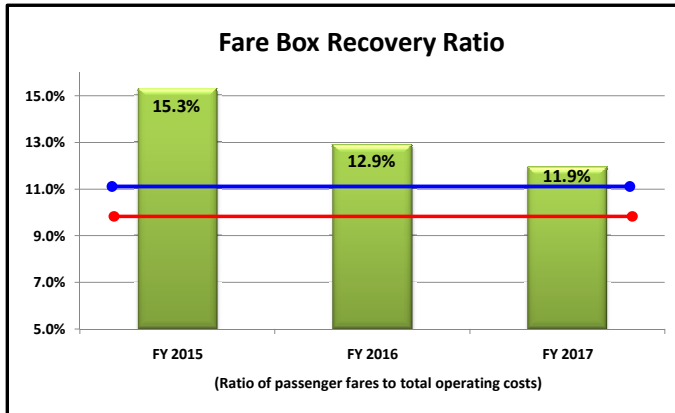


MST RIDES

YTD Dashboard Performance Comparative Statistics

Months of July - May

Fiscal Years 2015-2017

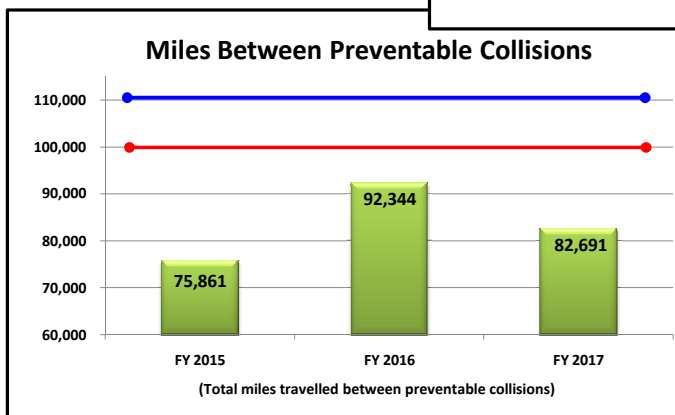
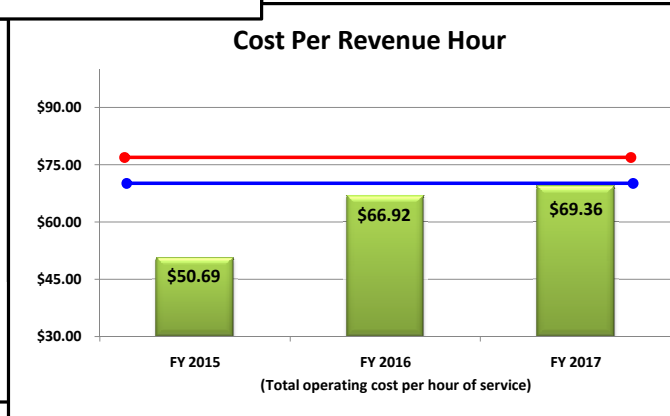


Goal = 11%

Minimum = 10%

Goal = \$69.39

Maximum = \$75.64

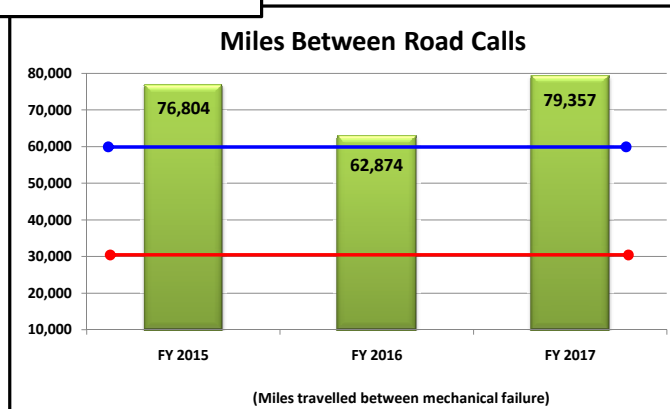


Goal = 110K Miles

Minimum = 100K Miles

Goal = 60,000 miles

Minimum = 30,000 miles

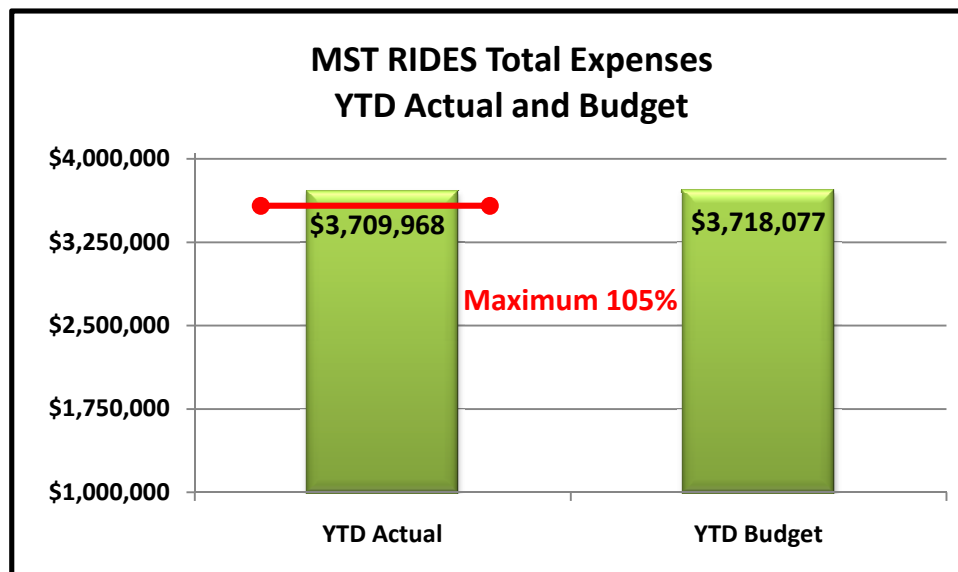
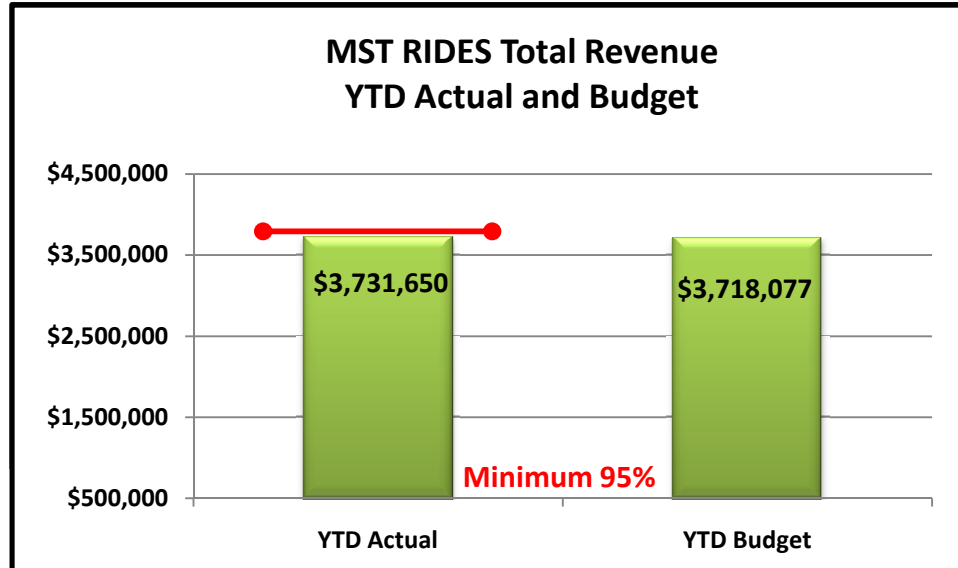


MST RIDES

Financial Performance Comparative Statistics

July - May

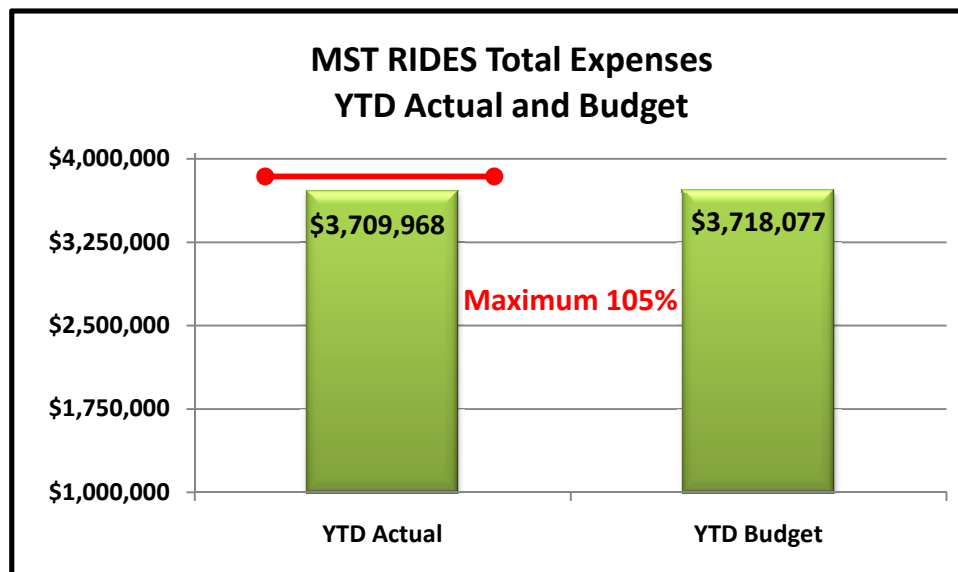
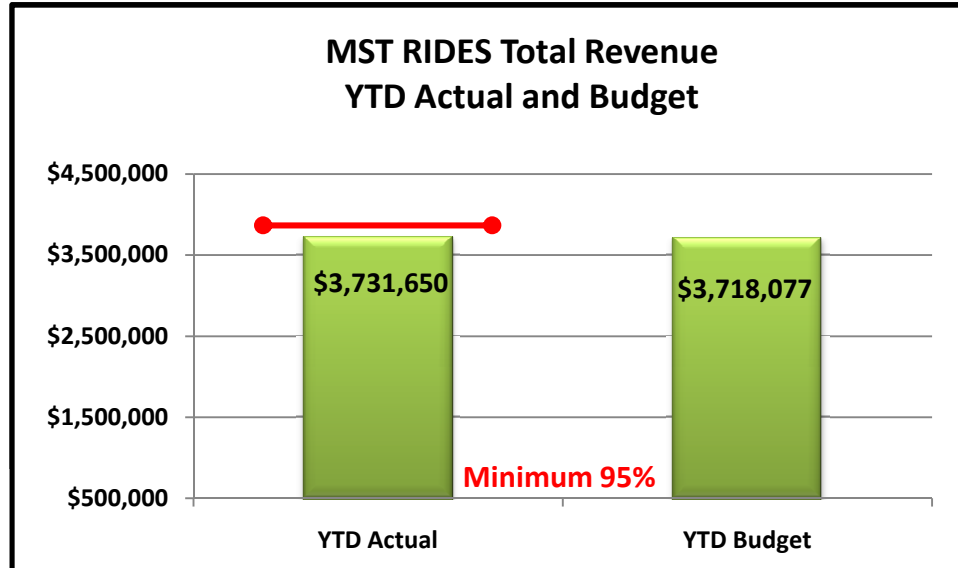
Fiscal Year 2017



MST RIDES

Financial Performance Comparative Statistics

July - May
Fiscal Year 2017



June 23, 2017

To: Carl Sedoryk, General Manager / C.E.O.

From: Robert Weber, Chief Operating Officer

Cc: MST Board of Directors

Subject: **Transportation Department Monthly Report – May 2017**

FIXED ROUTE BUS OPERATIONS:

System Wide Service: (Fixed Route & On Call Services):

Boarding statistics indicate that ridership decreased by 5.07% in May 2017, (358,439), as compared to May 2016, (377,591). Fiscal year to date – passenger boardings have decreased slightly by 1.34% as compared to the same period last year.

Productivity decreased from May of last year (15.9) to 15 passengers per hour for May of this year.

Supplemental / Special Services:

May 6: MST provided services for the Free to Learn project transporting 143 passengers between the Santa Cruz Transit Center, and the Monterey Bay Aquarium.

May 19: MST provided special shuttle services from the Sally Griffin Center in Pacific Grove to Sherwood Hall in Salinas. The service transported 20 senior passengers to the event.

System Wide Statistics:

- Ridership: 358,439
- Vehicle Revenue Hours: 23,932
- Vehicle Revenue Miles: 391,571
- System Productivity: 15 Passengers Per Vehicle Revenue Hour
- One-Way Trips Provided: 32,972

Time Point Adherence: Of 129,637 total time-point crossings sampled for the month of May, the Transit Master™ system recorded 19,802 delayed arrivals to MST's published time-points system-wide. This denotes that **84.73%** of all scheduled arrivals at published time-points were on time. (*See MST Fixed-Route Bus ~ On Time Compliance Chart FY 2017.*)

Service arriving later than **5** minutes beyond the published time point is considered late. The on-time compliance chart, (attached), reflects system wide “on-time performance” as a percentage to the total number of reported time-point crossings.

Cancelled Trips: As listed below, there were a total of twenty three (23) cancelled trips for the month of May for both directly operated and contracted services:

Total Trips Provided: 32,972			
Category	MST	MV	%
Collision	1	0	4.35%
Employee error	0	1	4.35%
Equipment Shortage	4	0	17.39%
Mechanical Failure	4	1	21.74%
Staff Shortage	11	0	47.83%
Traffic Congestion	1	0	4.35%
Totals	21	2	100.00%

¹ Insufficient information available.

Documented Occurrences: MST Coach Operators are required to complete an occurrence report for any unusual incident that occurs during their work day. The information provided within these reports is used to identify trends, which often drive changes in policy or standard operating procedures. The following is a comparative summary of reported incidents for the month(s) of May 2016 and 2017:

Occurrence Type	May-16	May-17
Collision: MST Involved	4	9
Employee Injury	0	0
Medical Emergency	2	0
Object Hits Coach	2	1
Passenger Conflict	3	2
Passenger Fall	5	3
Passenger Injury	0	1
Other	3	1
Near Miss	1	0
Fuel / fluid Spill	0	2
Unreported Damage	1	0
Totals	21	19

CONTRACTED TRANSPORTATION SERVICES:

MST RIDES ADA / ST Paratransit Program:

Preliminary boarding statistics for the MST RIDES program reflect that for the month of May there were 10,811 passenger boardings. This denotes a 7.59% increase in passenger boardings from May of 2016, (10,048). Fiscal year to date – passenger boardings have increased by 5.87% as compared to the same period last year.

- Productivity for May of this year was at 1.79 passengers per hour, decreasing from May of 2016, (1.86).
- For the month of May, 91.22% of all scheduled trips for the MST RIDES program arrived on time, increasing from 90.68 % in May of 2016.

COMMUNICATIONS CENTER:

In May, MST's Communications Center summoned public safety agencies on ten (10) separate occasions to MST's transit vehicles and facilities:

Agency Type	Incident Type	Number Of Responses
Police	Passenger Incident / Other	6
EMS	Passenger Illness / Injury	4

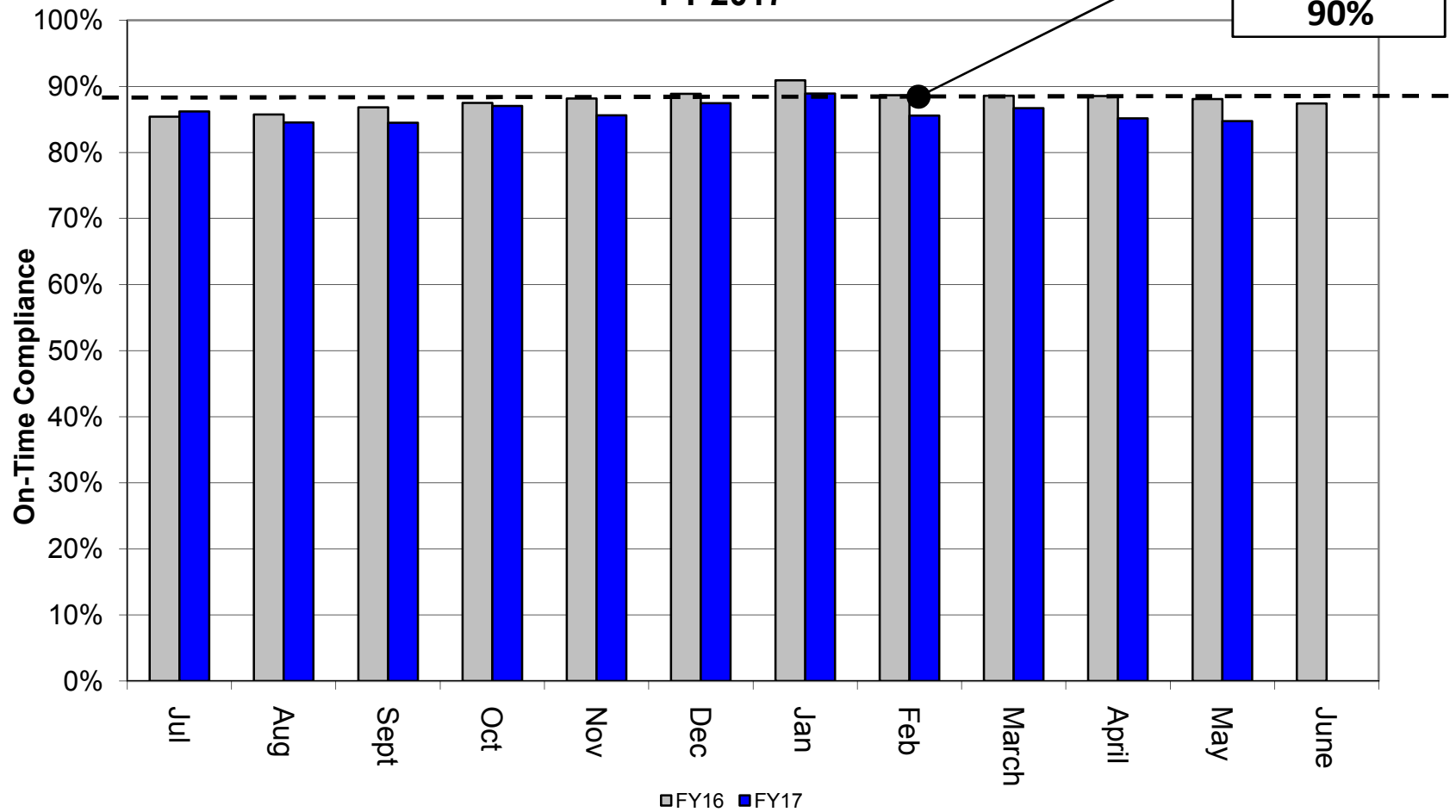
Robert Weber

ATTACHMENTS:

MST Fixed-Route Bus ~~ On Time Compliance FY 2017
MST Fixed-Route Bus ~~ Boarding Statistics FY 2017
MST Trolley ~~ Boarding Statistics FY 2017
MST RIDES ~~ On Time Compliance FY 2017
MST RIDES ~~ Boarding Statistics FY 2017
Operations Summary Report ~ May 2017
Mobility Management Report ~ May 2017

On-Time Compliance FY 2017

**Goal
90%**



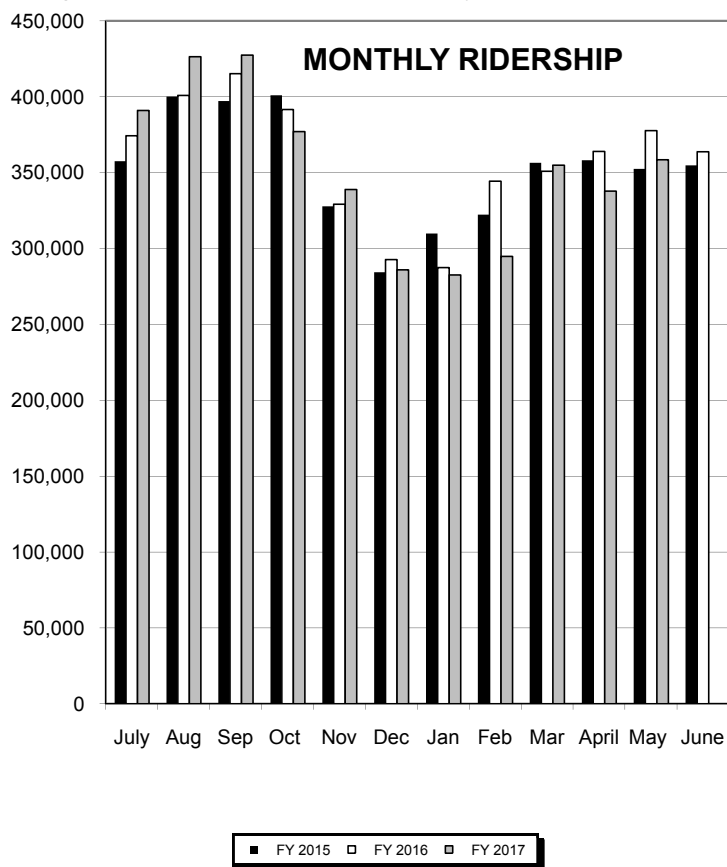
MST FIXED ROUTE BOARDINGS

FY 2017 Monthly Boardings

MONTH	FY 2015	FY 2016	FY 2017	% CHANGE
July	357,544	374,195	390,949	4.48%
Aug	399,960	400,933	426,452	6.36%
Sep	397,149	415,116	427,367	2.95%
Oct	400,812	391,618	377,134	-3.70%
Nov	327,670	329,224	338,846	2.92%
Dec	284,403	292,742	285,917	-2.33%
Jan	309,803	287,457	282,663	-1.67%
Feb	322,284	344,458	294,808	-14.41%
Mar	356,419	350,899	354,919	1.15%
April	358,127	363,941	337,863	-7.17%
May	352,351	377,591	358,439	-5.07%
June	354,703	363,721		
TOTAL	4,221,225	4,291,895	3,875,357	
YTD Avg.	351,502	357,107	352,305	-1.34%
YTD Comparison	3,866,522	3,928,174	3,875,357	-1.34%

*** Preliminary**

Boardings are inclusive of all On Call, Trolley, & Fixed Route Services



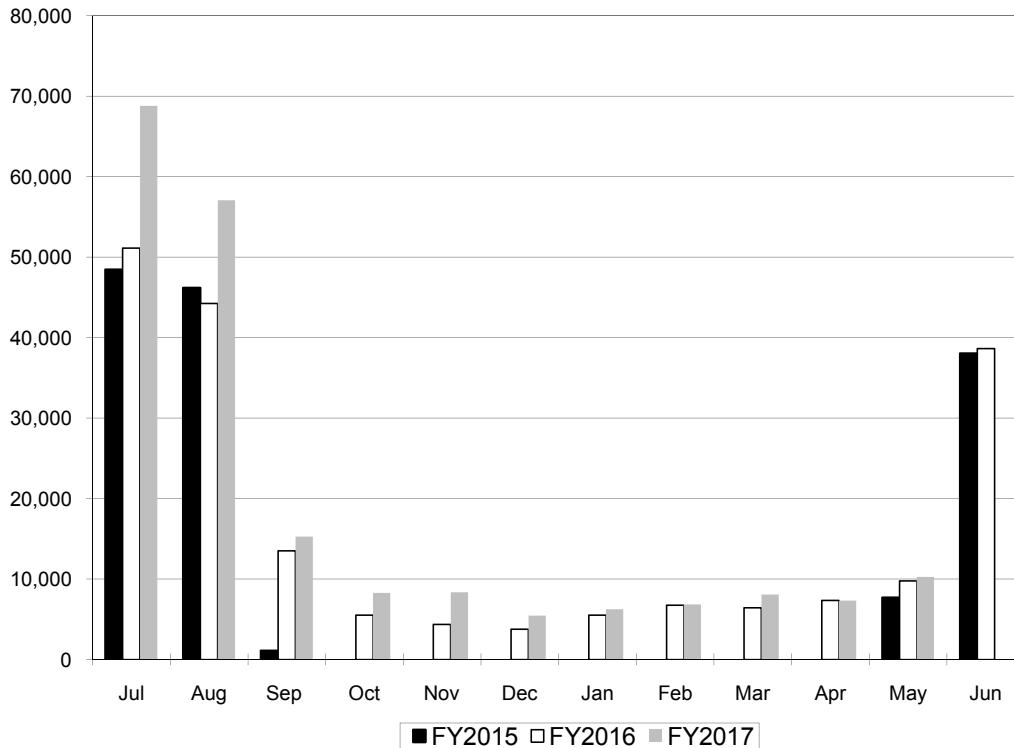
MST TROLLEY - MONTEREY

FY 2017 Monthly Boardings

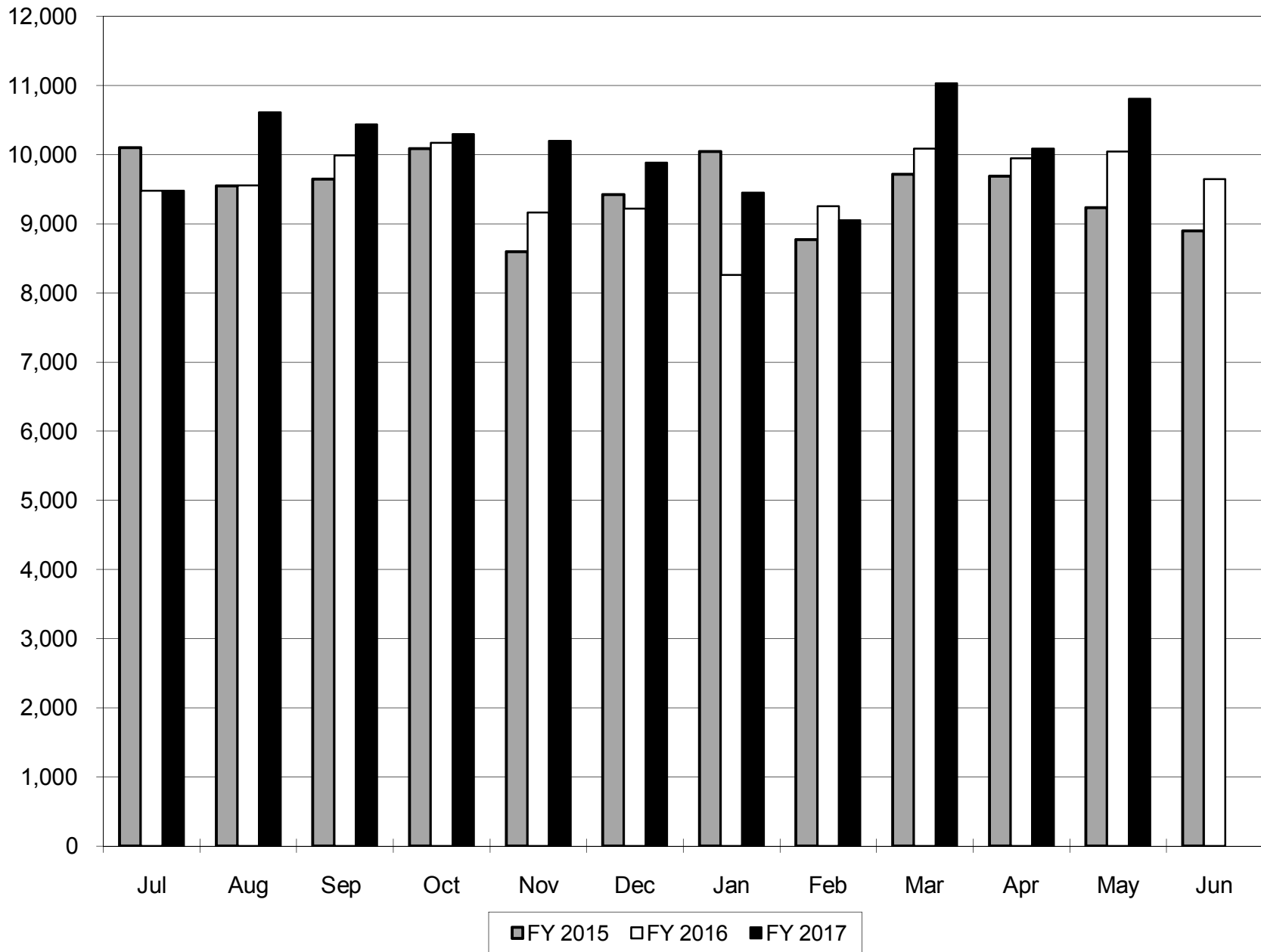
Did Not Operate

MONTH	FY2015	FY2016	FY2017	% CHANGE
Jul	48,468	51,134	68,807	34.56%
Aug	46,190	44,270	57,042	28.85%
Sep	1,108	13,502	15,274	13.12%
Oct		5,521	8,278	49.94%
Nov		4,368	8,345	91.05%
Dec		3,773	5,445	44.31%
Jan		5,520	6,241	13.06%
Feb		6,749	6,832	1.23%
Mar		6,424	8,055	25.39%
Apr		7,354	7,311	-0.58%
May	7,695	9,800	10,253	4.62%
Jun	38,046	38,649		
Total Ridership	141,507	197,064	201,883	
YTD Average	25,865	14,401	18,353	27.44%
YTD Comparison	103,461	158,415	201,883	27.44%

MONTEREY TROLLEY MONTHLY RIDERSHIP



MST RIDES MONTHLY RIDERSHIP



Blank Page

Operations Summary Report

Fixed Route Services

May 2017

Service Delivered		Service Quality	
Ridership	358,439	On-time Time Points	109,835
Passengers / Vehicle Revenue Hour	15.0	Delayed Time Points	19,802
Revenue Miles	391,571.0	On-time Passenger Boardings	312,924
One-way Trips Operated	32,972	Percent On-time Boardings	87%

Systemwide Service:

Ridership for this month was 5.1% lower than in May of 2016 with revenue hours having increased 0.7% over the same timeframe. The net result is that productivity, measured in passengers per hour (PPH) dropped from 15.9 PPH last May to 15.0 PPH this May, a change of 5.7%

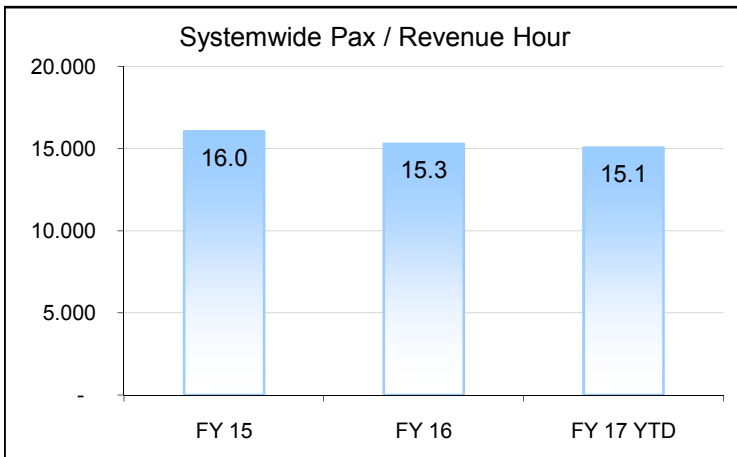
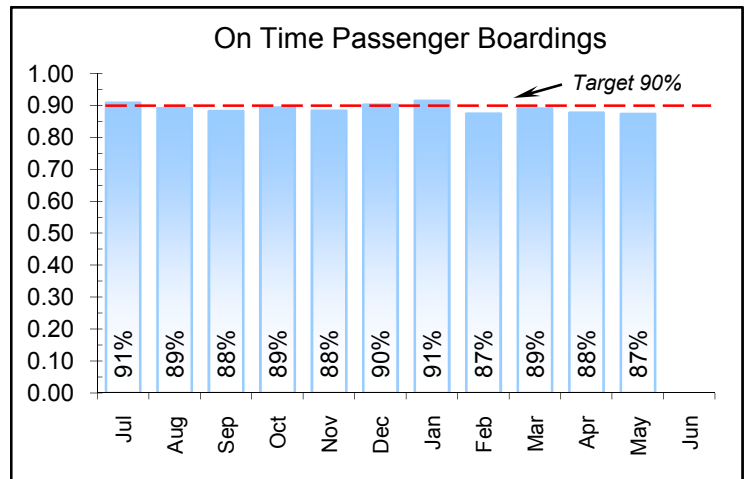
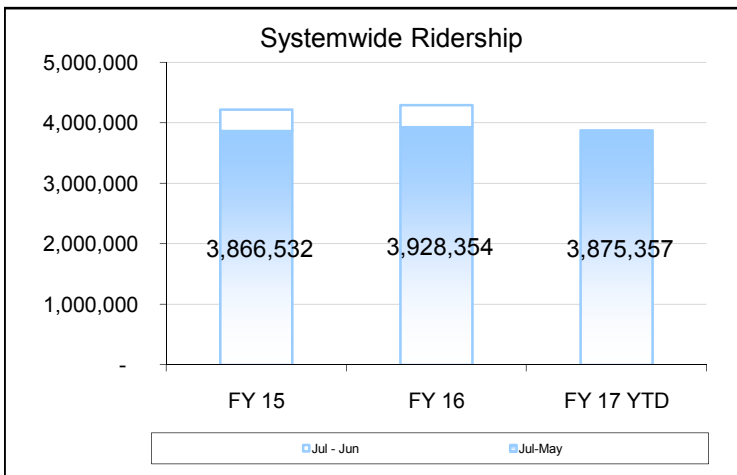
A fiscal year-to-date comparison (July - May) shows that both ridership and revenue hours have dropped slightly (-1.3% and -0.1% respectively) resulting in year-to-date productivity being 1.3% lower than last year.

Seasonal Service:

Seasonal services transitioned from winter schedules to summer schedules on Memorial weekend. Line 22-Big Sur, operating only to the Big Sur Ranger Station due to winter road damage, reported 353 boardings, and the MST Trolley Monterey reported 10,253 boardings.

Supplemental / Special Event Service:

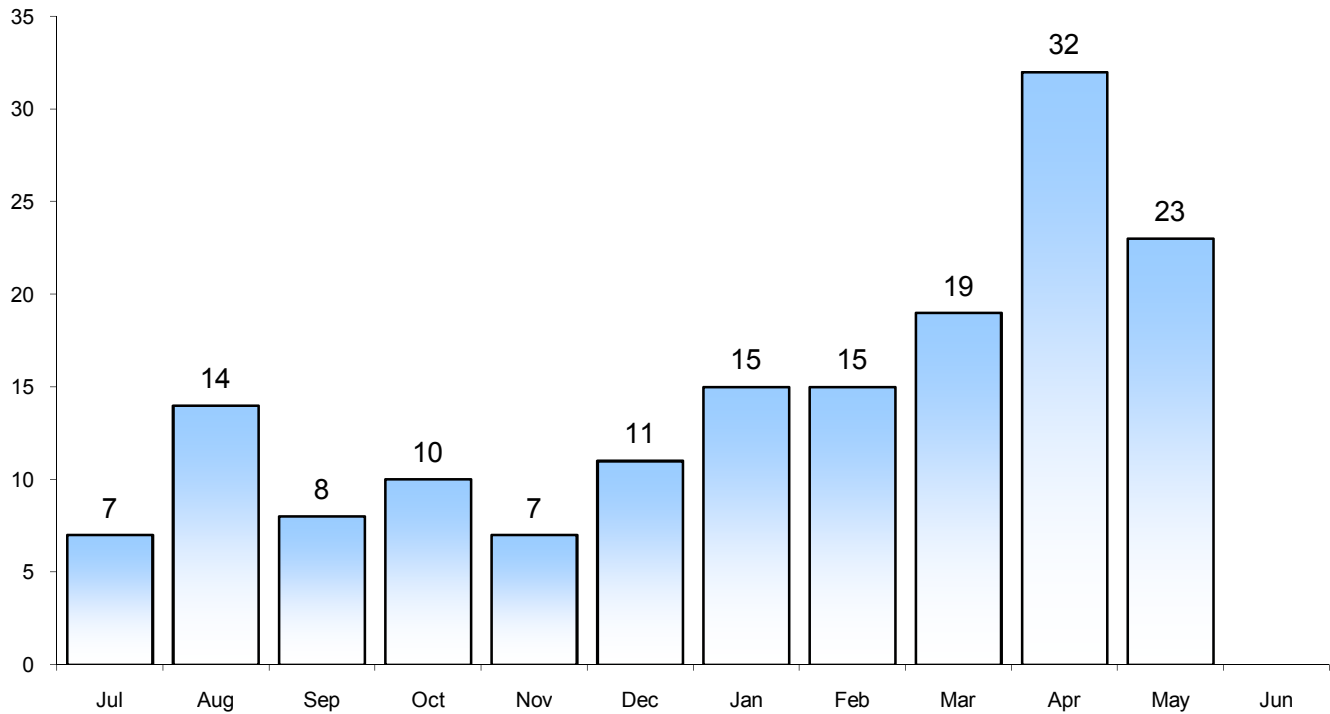
Service operated on May 6th transport passengers for the Aquarium 'Free to Learn' program, reporting 143 boardings. Service for the Symphony Education program operated on May 19th and reported 20 boardings.



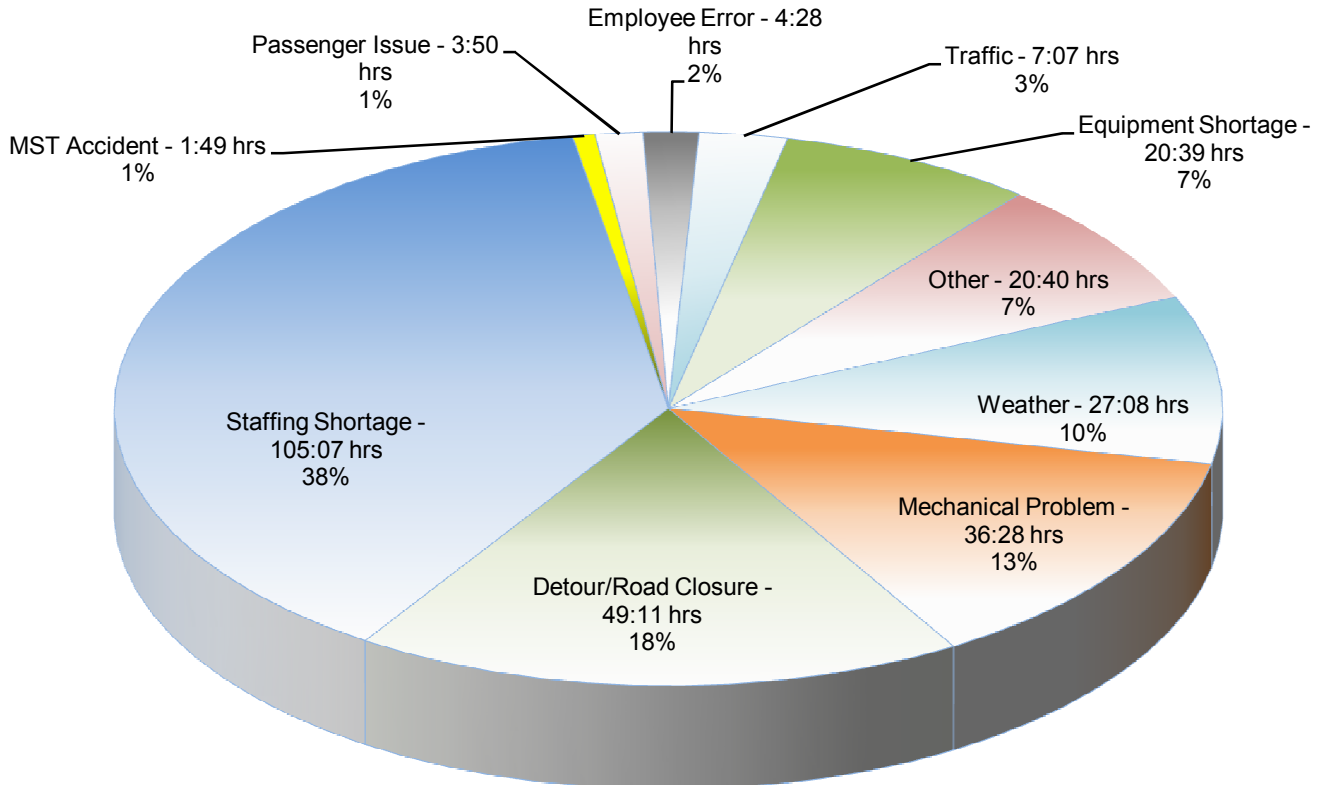
No special event service operated this month.

Fixed Route Operations Summary Report May 2017

Service Cancellations by Month

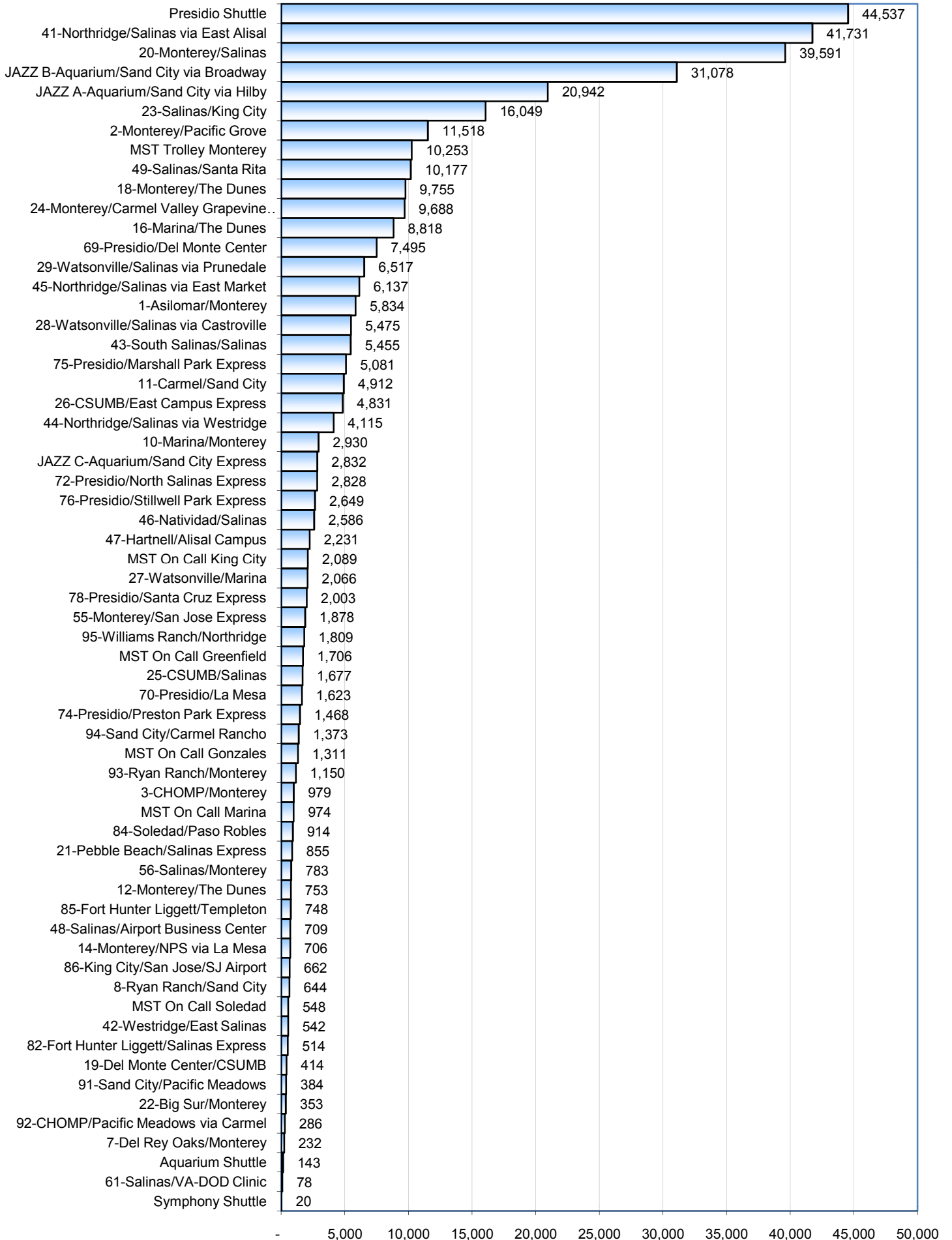


Cancelled Revenue Hours - Year to Date



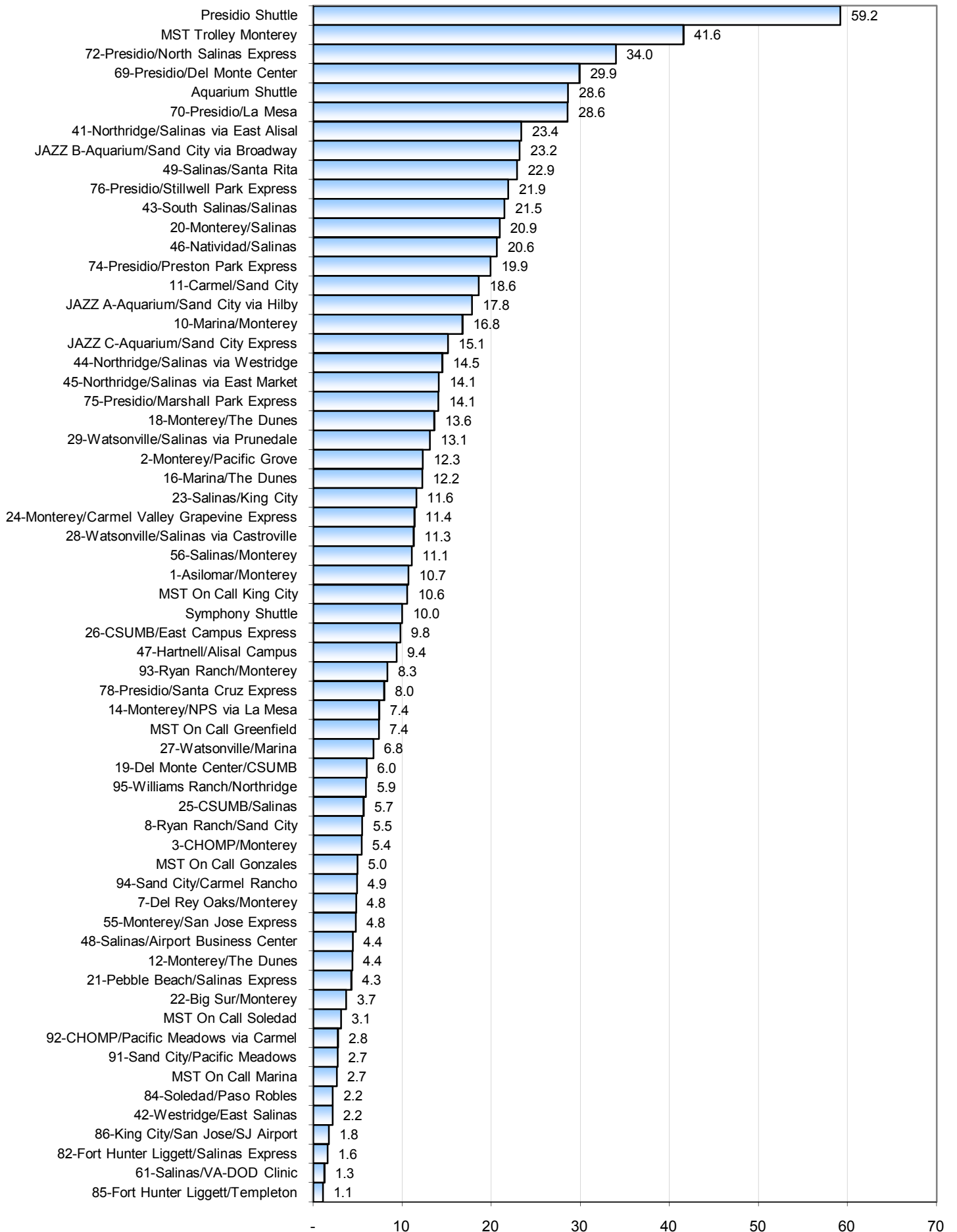
Ridership by Line - May 2017

Passenger Boardings



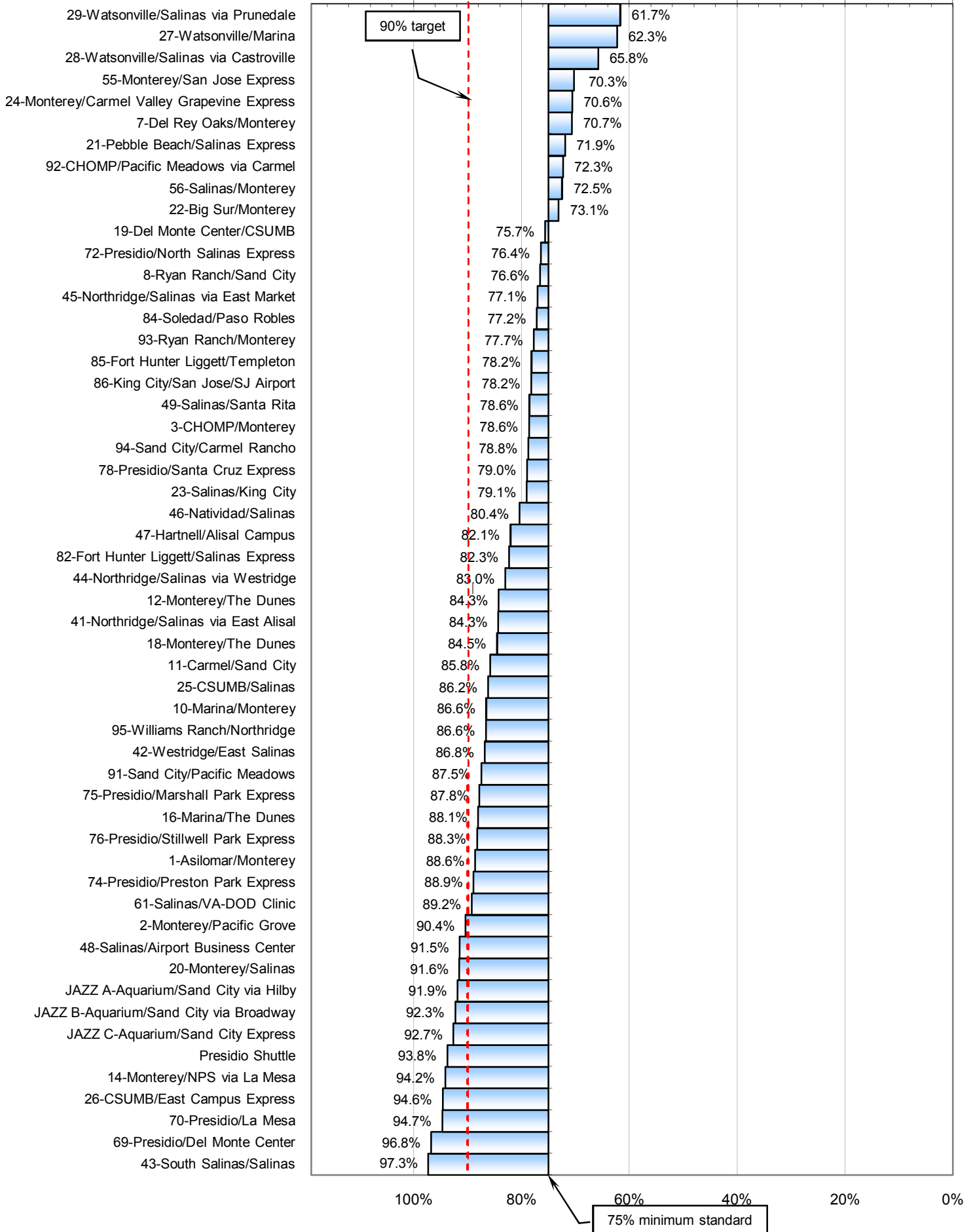
Productivity by Line - May 2017

Passengers Per Hour



Schedule Adherence by Line - May 2017

Percent On-time Timepoints



May 2017

Systemwide Ridership: 358,439

Systemwide Revenue Hours: 23932:50

Systemwide Revenue Miles: 391,571.0

Local - \$1.50 / \$.75

	Ridership	VRHrs	VRMi	Pax/Hr	% Riders	% Hrs
3-CHOMP/Monterey	979	180:12	1,805.0	5.43	0.3%	0.8%
7-Del Rey Oaks/Monterey	232	48:00	741.2	4.83	0.1%	0.2%
8-Ryan Ranch/Sand City	644	116:58	1,613.1	5.51	0.2%	0.5%
26-CSUMB/East Campus Express	4,831	493:15	5,310.4	9.79	1.3%	2.1%
43-South Salinas/Salinas	5,455	254:06	2,608.6	21.47	1.5%	1.1%
46-Natividad/Salinas	2,586	125:24	1,206.2	20.62	0.7%	0.5%
MST On Call Marina	974	367:15	4,308.1	2.65	0.3%	1.5%
MST On Call Gonzales	1,311	264:00	1,678.0	4.97	0.4%	1.1%
MST On Call Greenfield	1,706	231:00	1,781.0	7.39	0.5%	1.0%
MST On Call King City	2,089	198:00	1,704.0	10.55	0.6%	0.8%
MST On Call Soledad	548	176:00	1,654.0	3.11	0.2%	0.7%
Total	21,355	2454:10	24,409.7	8.7	6.0%	10.3%

Primary - \$2.50 / \$1.25 / \$0.75*

	Ridership	VRHrs	VRMi	Pax/Hr	% Riders	% Hrs
1-Asilomar/Monterey	5,834	545:49	5,246.0	10.69	1.6%	2.3%
2-Monterey/Pacific Grove	11,518	935:47	10,288.5	12.31	3.2%	3.9%
10-Marina/Monterey	2,930	174:46	3,237.5	16.77	0.8%	0.7%
11-Carmel/Sand City	4,912	264:01	3,774.2	18.60	1.4%	1.1%
16-Marina/The Dunes	8,818	720:22	11,052.7	12.24	2.5%	3.0%
18-Monterey/The Dunes	9,755	717:21	11,013.5	13.60	2.7%	3.0%
19-Del Monte Center/CSUMB	414	68:49	1,266.3	6.02	0.1%	0.3%
24-Monterey/Carmel Valley Grapevine Express	9,688	851:30	16,606.5	11.38	2.7%	3.6%
25-CSUMB/Salinas	1,677	296:21	6,380.2	5.66	0.5%	1.2%
27-Watsonville/Marina	2,066	305:04	8,237.8	6.77	0.6%	1.3%
41-Northridge/Salinas via East Alisal	41,731	1785:09	18,759.1	23.38	11.6%	7.5%
42-Westridge/East Salinas	542	247:33	3,532.7	2.19	0.2%	1.0%
44-Northridge/Salinas via Westridge	4,115	283:50	3,344.2	14.50	1.1%	1.2%
45-Northridge/Salinas via East Market	6,137	435:32	5,200.2	14.09	1.7%	1.8%
47-Hartnell/Alisal Campus	2,231	238:00	1,937.0	9.37	0.6%	1.0%
48-Salinas/Airport Business Center	709	159:30	1,533.3	4.45	0.2%	0.7%
49-Salinas/Santa Rita	10,177	444:37	3,914.2	22.89	2.8%	1.9%
61-Salinas/VA-DOD Clinic*	78	61:30	1,121.5	1.27	0.0%	0.3%
91-Sand City/Pacific Meadows*	384	140:01	1,985.6	2.74	0.1%	0.6%
92-CHOMP/Pacific Meadows via Carmel*	286	102:49	1,196.5	2.78	0.1%	0.4%
93-Ryan Ranch/Monterey*	1,150	138:14	2,342.2	8.32	0.3%	0.6%
94-Sand City/Carmel Rancho*	1,373	278:33	3,263.0	4.93	0.4%	1.2%
95-Williams Ranch/Northridge*	1,809	305:06	3,200.3	5.93	0.5%	1.3%
JAZZ A-Aquarium/Sand City via Hilby	20,942	1174:01	12,124.3	17.84	5.8%	4.9%
JAZZ B-Aquarium/Sand City via Broadway	31,078	1340:56	13,296.5	23.18	8.7%	5.6%
JAZZ C-Aquarium/Sand City Express	2,832	187:14	2,000.4	15.13	0.8%	0.8%
Total	183,186	12202:25	155,854.3	15.0	51.1%	51.0%

Regional - \$3.50 / \$1.75

	Ridership	VRHrs	VRMi	Pax/Hr	% Riders	% Hrs
20-Monterey/Salinas	39,591	1891:11	34,422.2	20.93	11.0%	7.9%
21-Pebble Beach/Salinas Express	855	199:07	4,471.8	4.29	0.2%	0.8%
22-Big Sur/Monterey	353	94:58	2,078.0	3.72	0.1%	0.4%
23-Salinas/King City	16,049	1386:41	43,593.2	11.57	4.5%	5.8%
28-Watsonville/Salinas via Castroville	5,475	485:11	12,751.5	11.28	1.5%	2.0%
29-Watsonville/Salinas via Prunedale	6,517	496:54	9,141.4	13.12	1.8%	2.1%
56-Salinas/Monterey	783	70:46	1,416.8	11.06	0.2%	0.3%
84-Soledad/Paso Robles	914	414:44	13,841.4	2.20	0.3%	1.7%
Total	70,537	5039:32	121,716.2	14.0	19.7%	21.1%

Commuter - \$12 / \$6

	Ridership	VRHrs	VRMi	Pax/Hr	% Riders	% Hrs
55-Monterey/San Jose Express	1,878	393:54	10,932.2	4.77	0.5%	1.6%
86-King City/San Jose/SJ Airport	662	375:02	14,402.0	1.77	0.2%	1.6%
Total	2,540	768:56	25,334.2	3.3	0.7%	3.2%

Military

	Ridership	VRHrs	VRMi	Pax/Hr	% Riders	% Hrs
12-Monterey/The Dunes	753	170:52	2,880.8	4.41	0.2%	0.7%
14-Monterey/NPS via La Mesa	706	95:20	942.8	7.41	0.2%	0.4%
69-Presidio/Del Monte Center	7,495	250:39	2,244.7	29.90	2.1%	1.0%
70-Presidio/La Mesa	1,623	56:50	706.5	28.56	0.5%	0.2%
72-Presidio/North Salinas Express	2,828	83:14	1,403.7	33.98	0.8%	0.3%
74-Presidio/Preston Park Express	1,468	73:42	1,347.6	19.92	0.4%	0.3%
75-Presidio/Marshall Park Express	5,081	361:32	4,956.5	14.05	1.4%	1.5%
76-Presidio/Stillwell Park Express	2,649	121:00	1,601.9	21.89	0.7%	0.5%
78-Presidio/Santa Cruz Express	2,003	251:05	6,019.8	7.98	0.6%	1.0%
82-Fort Hunter Liggett/Salinas Express	514	316:58	12,460.4	1.62	0.1%	1.3%
85-Fort Hunter Liggett/Templeton	748	680:29	20,950.0	1.10	0.2%	2.8%
Presidio Shuttle	44,537	752:30	6,870.4	59.19	12.4%	3.1%
Total	70,405	134	62,385	21.9	19.6%	13.4%

Free

	Ridership	VRHrs	VRMi	Pax/Hr	% Riders	% Hrs
MST Trolley Monterey	10,253	246:36	1,648.7	41.58	2.9%	1.0%
Total	10,253	246:36	1,648.7	41.6	2.9%	1.0%

Supplemental

	Ridership	VRHrs	VRMi	Pax/Hr	% Riders	% Hrs
Aquarium Shuttle	143	5:00	177.6	28.60	0.0%	0.0%
Symphony Shuttle	20	2:00	45.6	10.00	0.0%	0.0%
Total	163	7:00	223.2	23.3	0.0%	0.0%

MOBILITY DEPARTMENT UPDATE –MAY 2017

Outreach and Training:

- MST Mobility staff attended the American Public Transportation Association (APTA) Conference and provided a presented on the MST Taxi ADA Certification Training (TACT) Program.
- Staff was invited to speak at the Central Coast Center for Independent Living (CCCIL) for their monthly meeting and presented materials on all of MST's Mobility Programs.
- Mobility Specialists provided Taxi ADA Certification Training (TACT) to 12 taxi drivers. TACT training includes the history, requirements, and compliance criteria of the ADA as it pertains to MST taxi voucher and Paratransit trips.
- Mobility staff worked closely with an MST Navigator to travel train 27 students with autism from the Gavilan College Adult Education Program. The purpose of this effort was to teach the students how to take a trip to the Monterey Bay Aquarium using the MST fixed route transit services.

Veterans Helping Veterans Transportation Program:

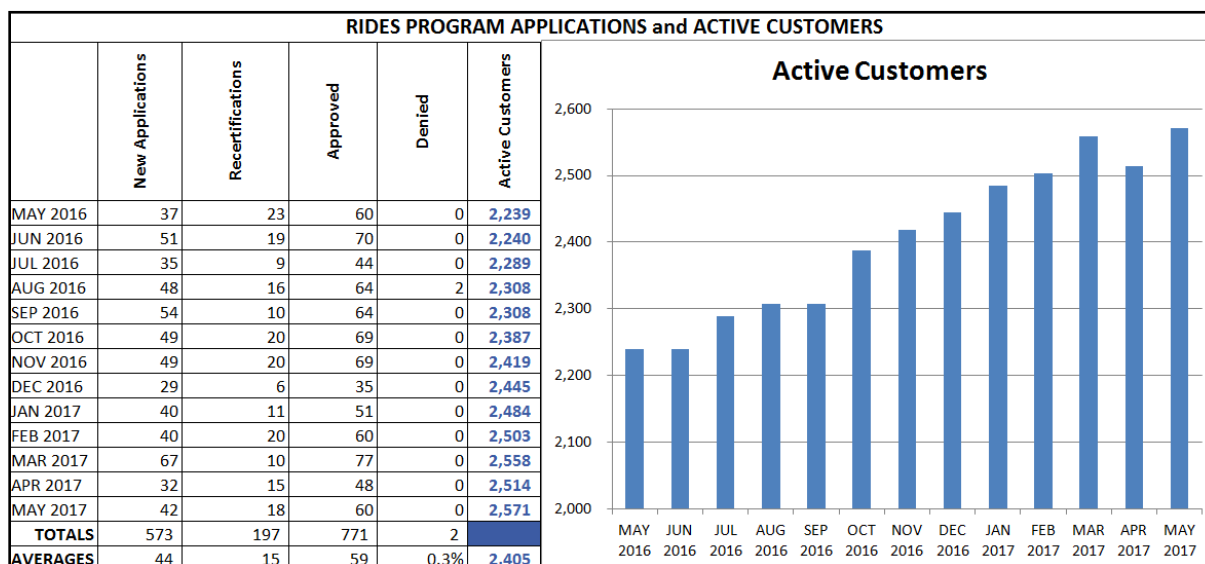
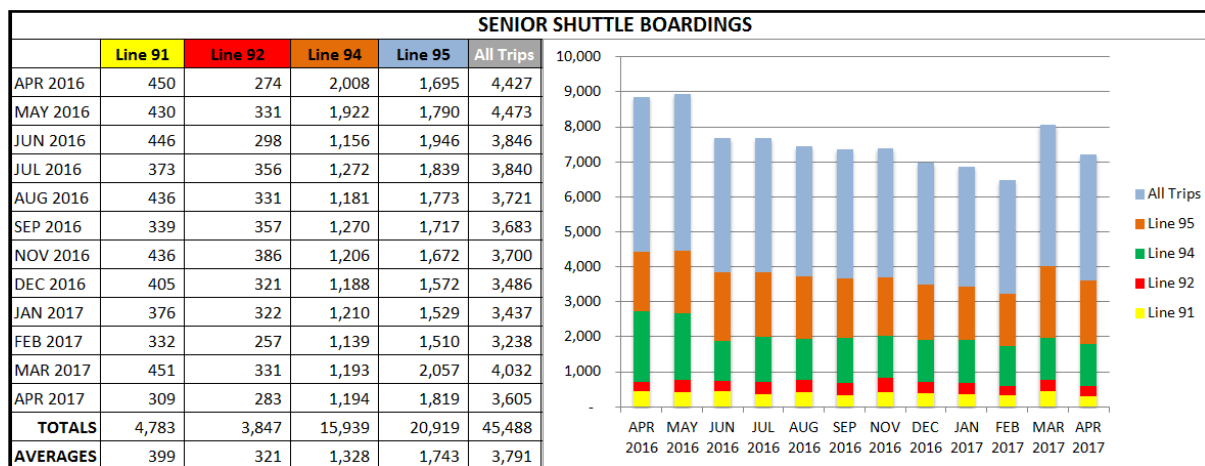
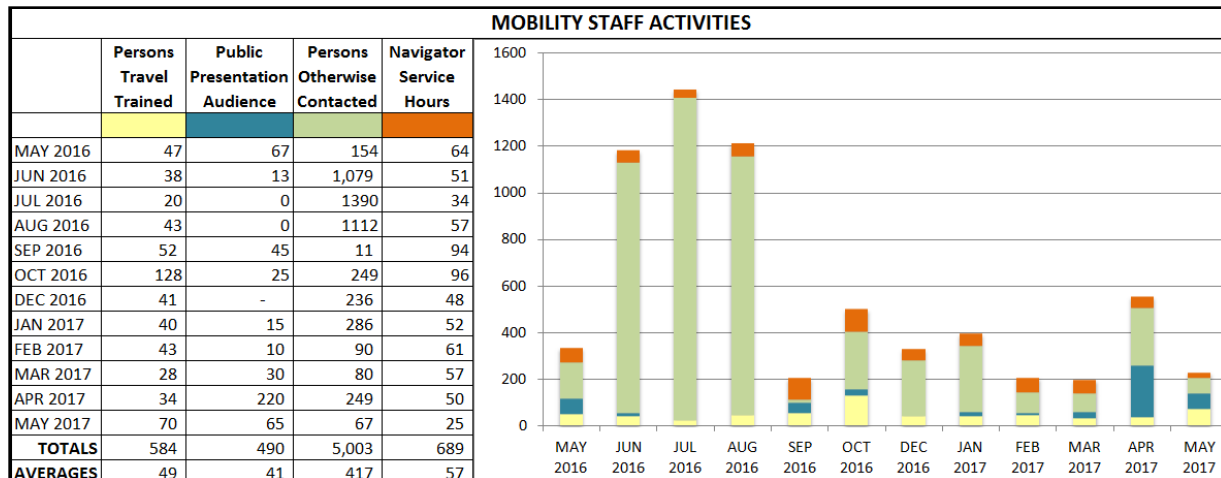
- MST Mobility Specialists was invited to speak at the One Stop Career Center in Salinas for their monthly Vet-Net meetings and at their 10th Annual Veterans Appreciation Conference. Staff provided information on MST veteran initiatives and free travel training services.
- Mobility Specialists attended the Veterans Services Collaborative (VTC), meeting at Hartnell College in Salinas to promote; MST's veteran discount passes, the new Veteran's Shuttle, veteran taxi vouchers, and the future of the Veterans Helping Veterans Travel Training Program, which is a joint venture between MST and the VTC.

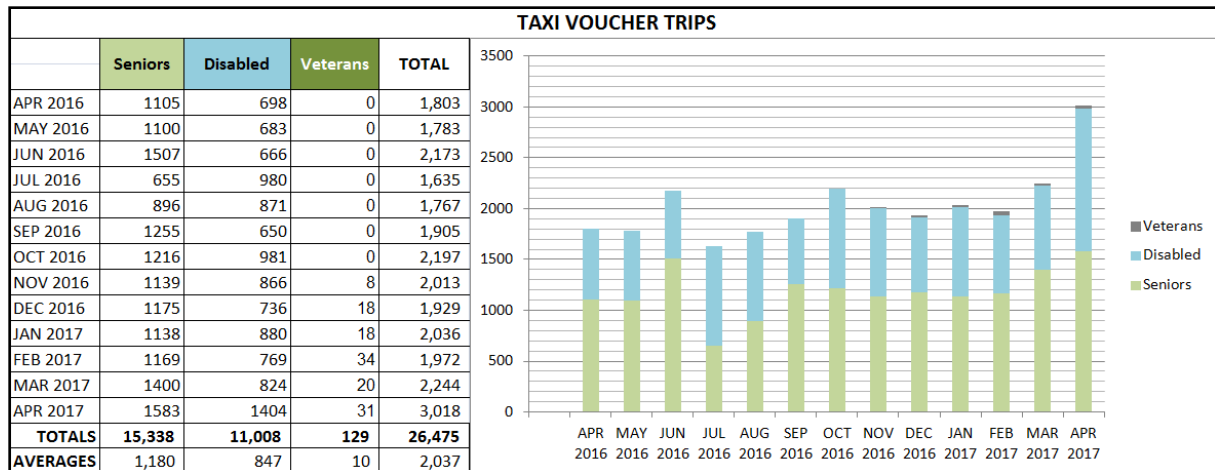
Taxi Voucher Programs

- Mobility Specialists fulfilled 65 voucher requests for the 4th quarter, for both the disabled and Salinas senior voucher program, and processed 3,019 redeemed vouchers for taxi provider reimbursements.

Current Projects:

- Expanded Special Medical Trips Program: MST is increasing the number of trips per month from 2 to 4 and reducing the cost to passengers from \$40.00 to \$20.00 round-trip to medical facilities in San Jose/ Palo Alto area and the San Francisco area. The service area is also being expanded to Gonzales, Soledad, Greenfield and King City. MST plans to implement this program starting July 1, 2017.





Prepared by: _____

Christy Sugabo, Senior Mobility Specialist

Blank Page

ATTACHMENT 3

June 23, 2017

To: Carl G. Sedoryk, General Manager/CEO

From: Robert Weber, Chief Operating Officer

Subject: Monthly Maintenance Operations Report: **May 2017**

This report summarizes the performance and major activities of the Maintenance Department as well as fuel and operating expenses during the past month.

FY17 Fuel Budget:	Average Fuel Price May 2017:	Average Fuel Price: FY2017
Diesel: \$3.10	\$1.98	\$1.95
Gasoline: \$3.20	\$2.51	\$2.27

Fiscal Year:	Revenue Fleet: Operating Cost Per Mile:	Revenue Fleet: *Miles Between Major Mechanical Road Calls:
May 2017	\$0.86	20,947
FY2017	\$0.89 YTD	18,707 YTD
FY2016:	\$0.93	17,551 (YTD Comparison)
FY2015	\$1.01	21,306 (Fiscal Year)

***Minimum:** 7,000 Miles; **Goal:** 15,000 Miles

Department Activities/Comments:

The MST revenue fleet travelled 20,947 miles between mechanical road calls during the month of May. The total number of road-call incidents was 27, with 17 for major mechanical failures ¹ and 10 for other mechanical ² issues. The highest number of major mechanical road calls (41%) were attributed to engine failures. Fiscal year to date, miles traveled between major mechanical road calls has increased by 6.58% over the same period last year.


In May two (2) MST Advanced Technicians were certified to repair and service Heating, Ventilation, & Air Conditioning (HVAC) systems. Additionally, two (2) Refrigerant Management Systems have been ordered, which will provide MST with the equipment required to service

¹ These are failures of a mechanical element of the revenue vehicle that prevents the vehicle from completing a scheduled revenue trip or from starting the next scheduled revenue trip because actual movement is limited or because of safety concerns.

² These are failures of some other mechanical element of the revenue vehicle that, because of local agency policy, prevents the revenue vehicle from completing a scheduled revenue trip or from starting the next scheduled revenue trip even though the vehicle is physically able to continue in revenue service.

HVAC systems on the revenue fleet. This effort will reduce the need to out-source this type of work, which over time will decrease operating expenses and deadline intervals. Additional Technicians shall be provided with the opportunity to receive this certification within the near future.

Prepared by: 
Robert Weber, Chief Operating Officer

Reviewed by: 
Carl G. Sedoryk, General Manager/CEO

May 2017
MST Operated Fixed Route Bus Fleet - Summary Information

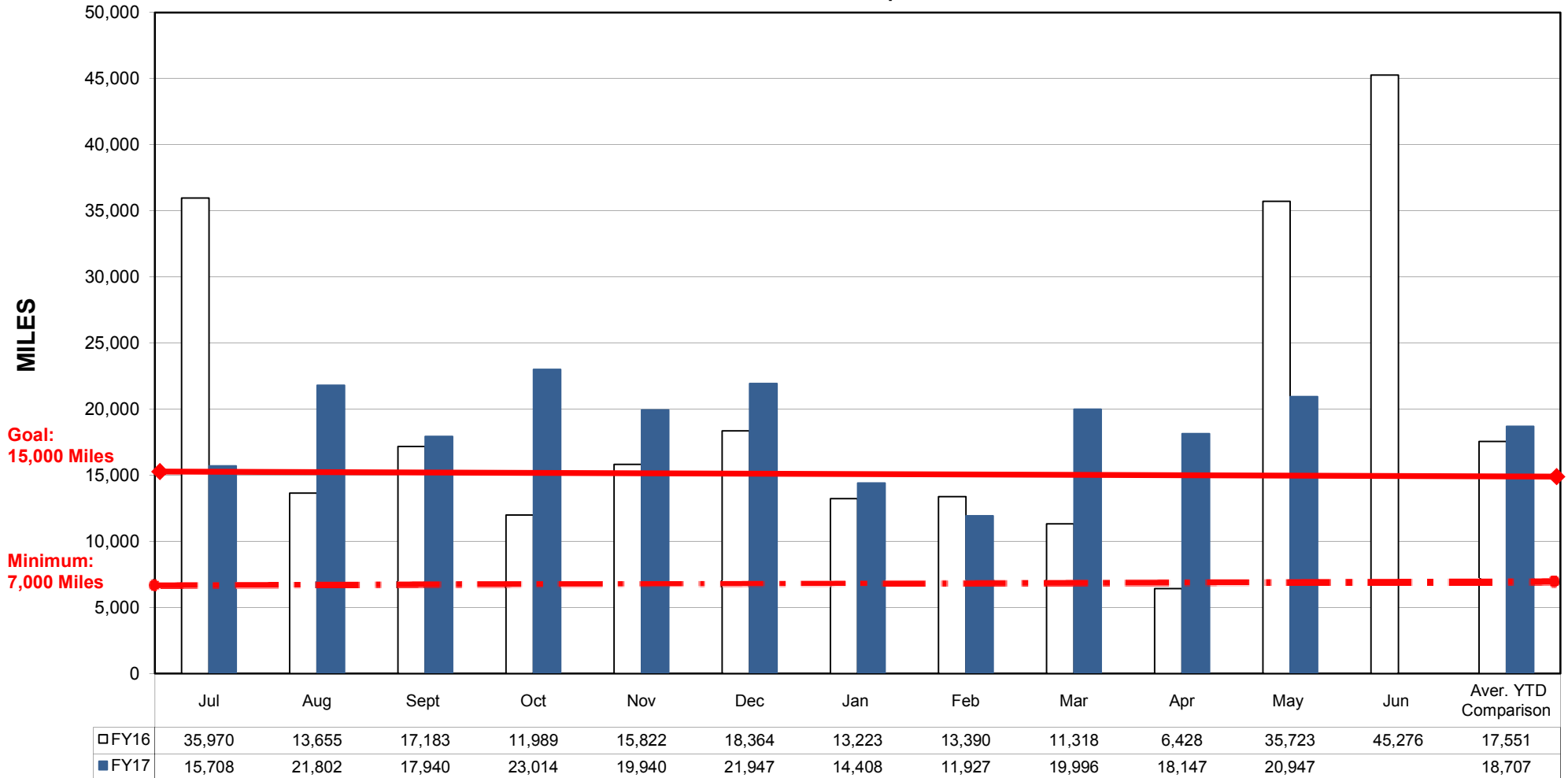
Fleet Series	Manufacturer Model/Year	Quantity In Revenue Service	Engine	Fuel Type	MPG	Average Life To Date Miles
1101-1121 (1120 only)	Gillig Phantom 2000	1	Detroit DC Series 50 ERG	ULS Diesel	4.1	728,368
1122 - 1129	Gillig Phantom 2003	7	Detroit DC Series 50 ERG	ULS Diesel	4.1	530,253
1701 - 1712	Gillig Low-floor 2002	12	Cummins ISM 280 HP	ULS Diesel	4.5	606,174
1713 - 1724	Gillig Low-floor 2003	12	Detroit DC Series 50 ERG	ULS Diesel	4.2	527,742
1725 - 1729	Gillig Low-floor 2007	5	Cummins ISM 280 HP	ULS Diesel	3.5	329,653
1730 - 1733	Gillig Low-Floor 2015	4	Cummins ISL 280	ULS Diesel	6.1	112,698
1801 - 1804	Gillig Suburban 2002	3	Cummins ISM 280 HP	ULS Diesel	4.7	913,925
1805 -1808	Gillig Suburban 2003	4	Detroit DC Series 50 ERG	ULS Diesel	4.5	833,976
1901 Electric / 1903 Diesel	2003 Optima Trolley	2	Cummins ISB	ULS Diesel	4.2 mpg Diesel trolley	23,820 Elec; 153,044 Diesel
2001 - 2010	Gillig Low-floor 2007	10	Cummins ISM 280 HP	ULS Diesel	4.7	409,986
2011 - 2021	Gillig Low-floor 2015	11	Cummins ISL 280	ULS Diesel	5.6	94,003
2101	Gillig Low-Floor Commuter 2013	1	Cummins ISL 280	ULS Diesel	6.9	198,781
2102 - 2104	Gillig Low-Floor Commuter 2015	3	Cummins ISL 280	ULS Diesel	7.3	166,797
4501 - 4504	MCI D4500 2009, 2010, 2012	4	Cummins ISM 480 HP	ULS Diesel	5.2	539,102
4505 - 4506	MCI D4500 2015	2	CUMMINS ISX 385 HP	ULS Diesel	6.1	261,254
994	El Dorado AEROELITE 290	1	Ford F550	Gasoline	7.1	61,986
Total Revenue Vehicles-Active Fleet:		82				
Contingency Fleet	Model Yr. 2003, Gillig Phantom: 1122	1	Cummins ISM 480 HP	ULSD Diesel	N/A	511,861

Historical Fleet:	"Bus 80" 1948 Fageol, Twin Coach (Gasoline)
--------------------------	---

	Revenue Fleet	Non-Revenue Fleet
Miles:	351,247	52,049
Gallons:	72,271	2,016
Average Miles Per Gallon:	4.9	25.8

	Current Inventory Value:
Fuel, Coolant & Lubricants:	\$92,766
Parts & Supplies:	\$154,760
Total Value:	\$247,526

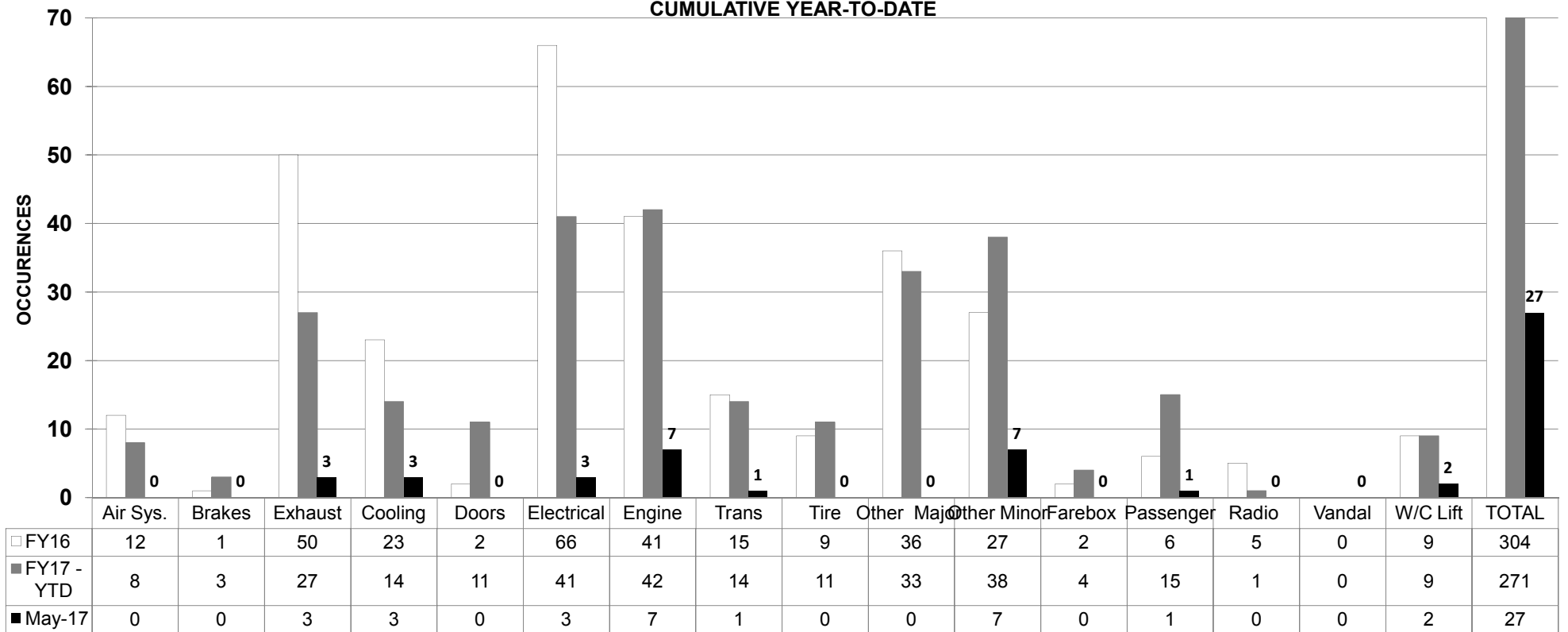
Miles Between Major Mechanical Roadcalls
FY16 vs. FY17 YTD
Year to Date Comparison



All ROAD CALLS - BY CATEGORY

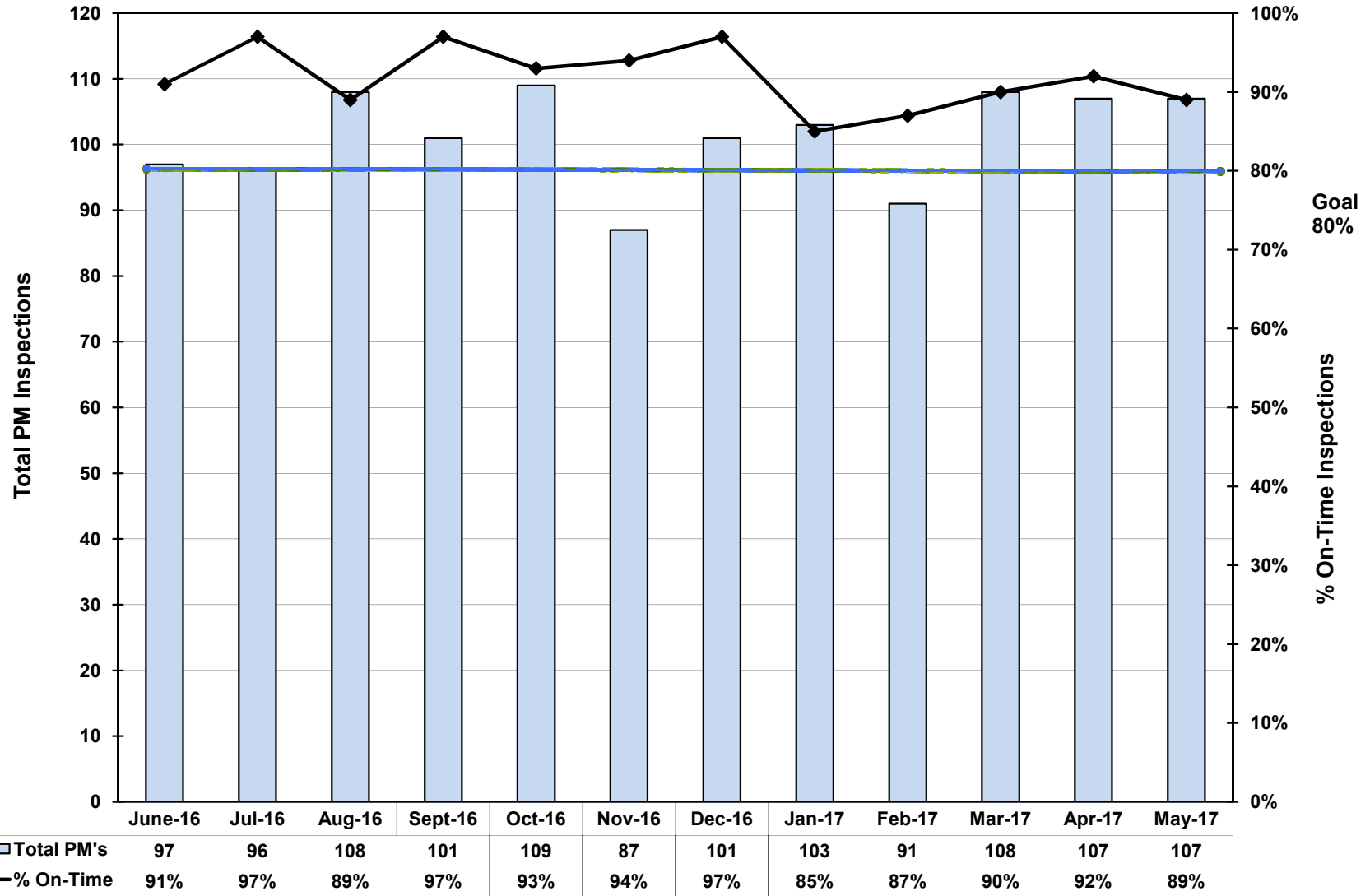
FY 2016 & 2017

CUMULATIVE YEAR-TO-DATE



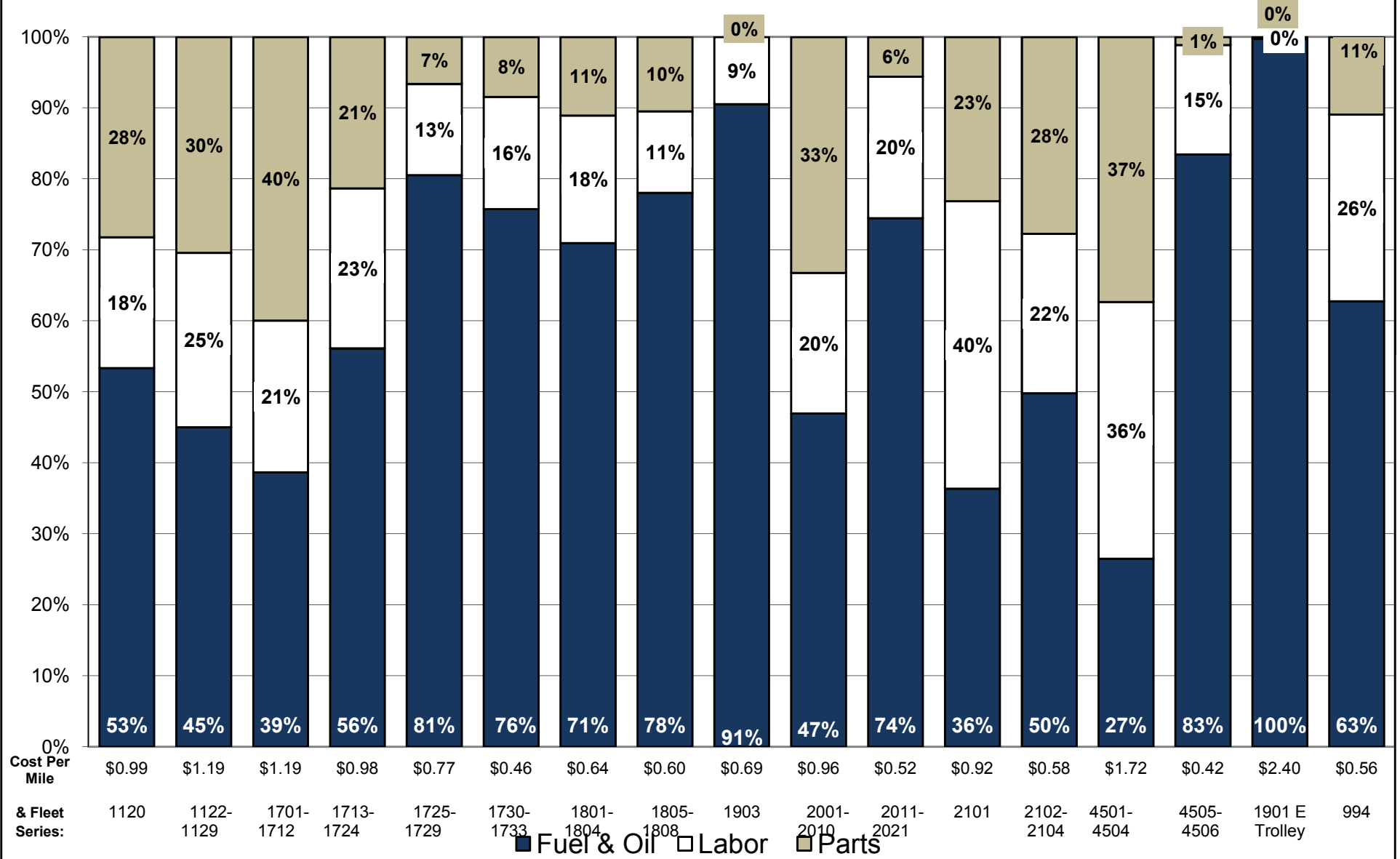
* "Other Major" and "Other Minor" categories includes major or minor mechanical failures not listed on this chart

PREVENTIVE MAINTENANCE (PMs) INSPECTIONS PAST TWELVE MONTHS

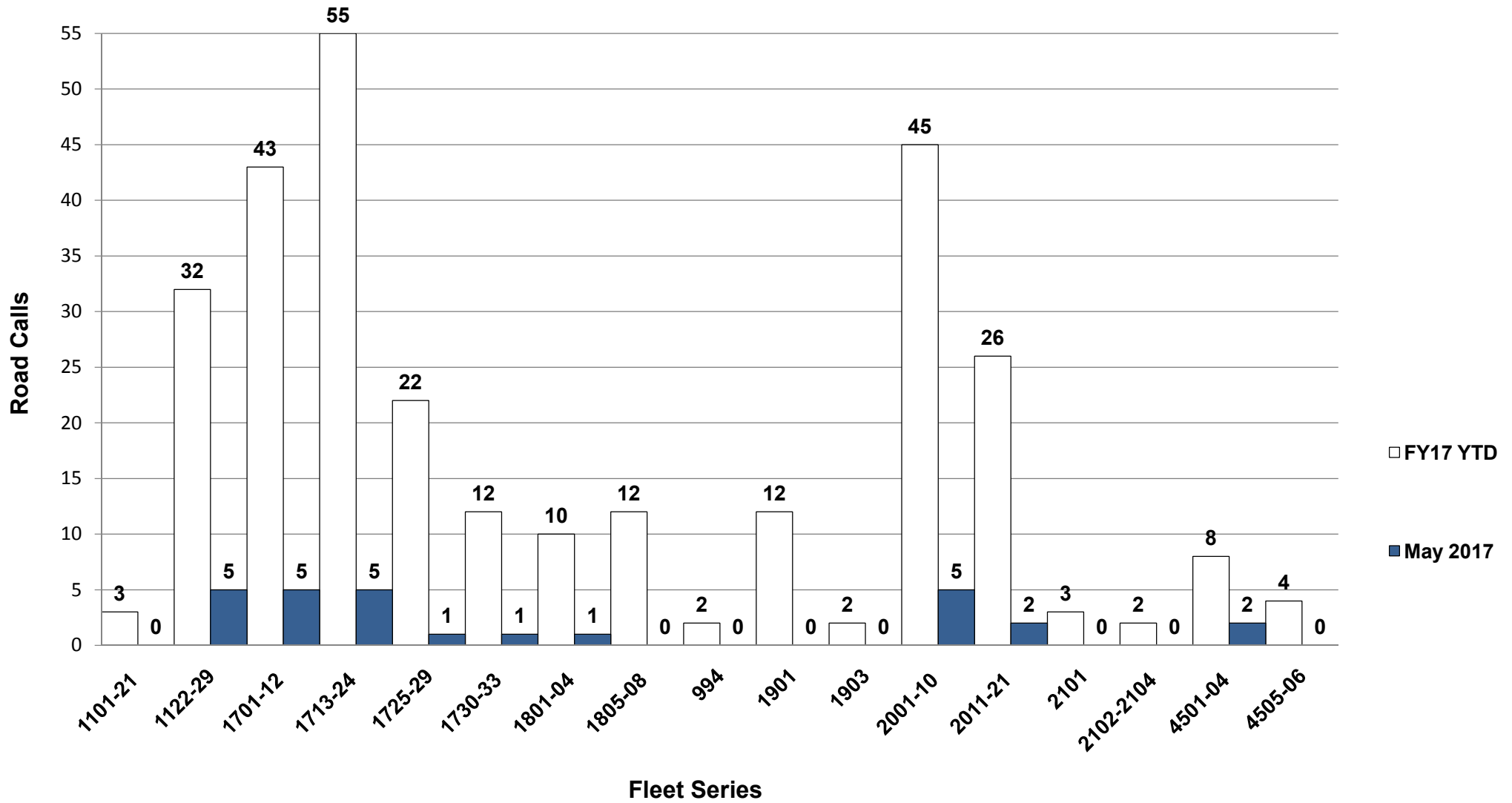


Revenue Fleet: Cost Per Mile

May 2017

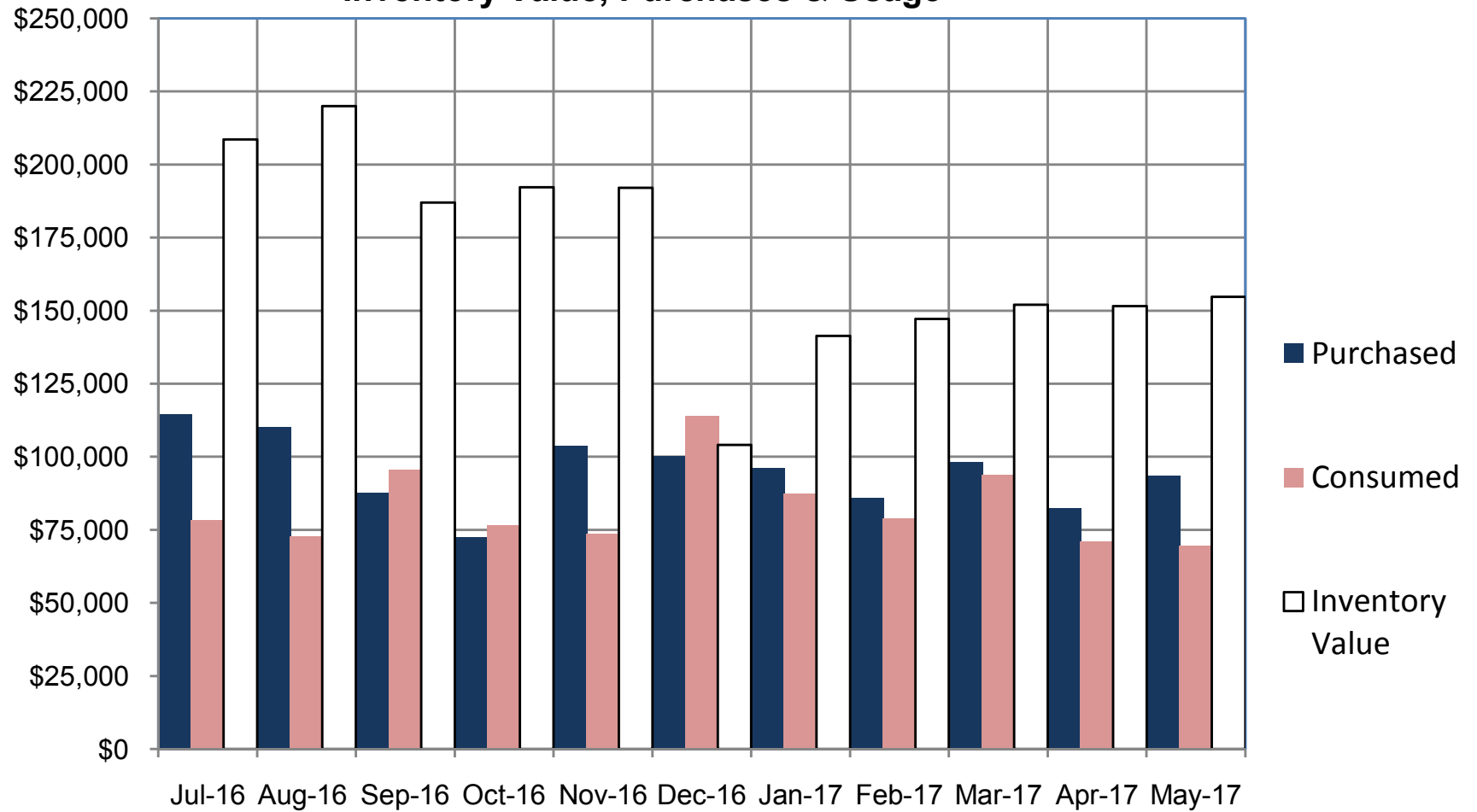


May 2017: ALL ROAD CALLS BY BUS SERIES
Major Mechanical: 17 Other/Minor Mechanical: 10
Total Miles: 356,105

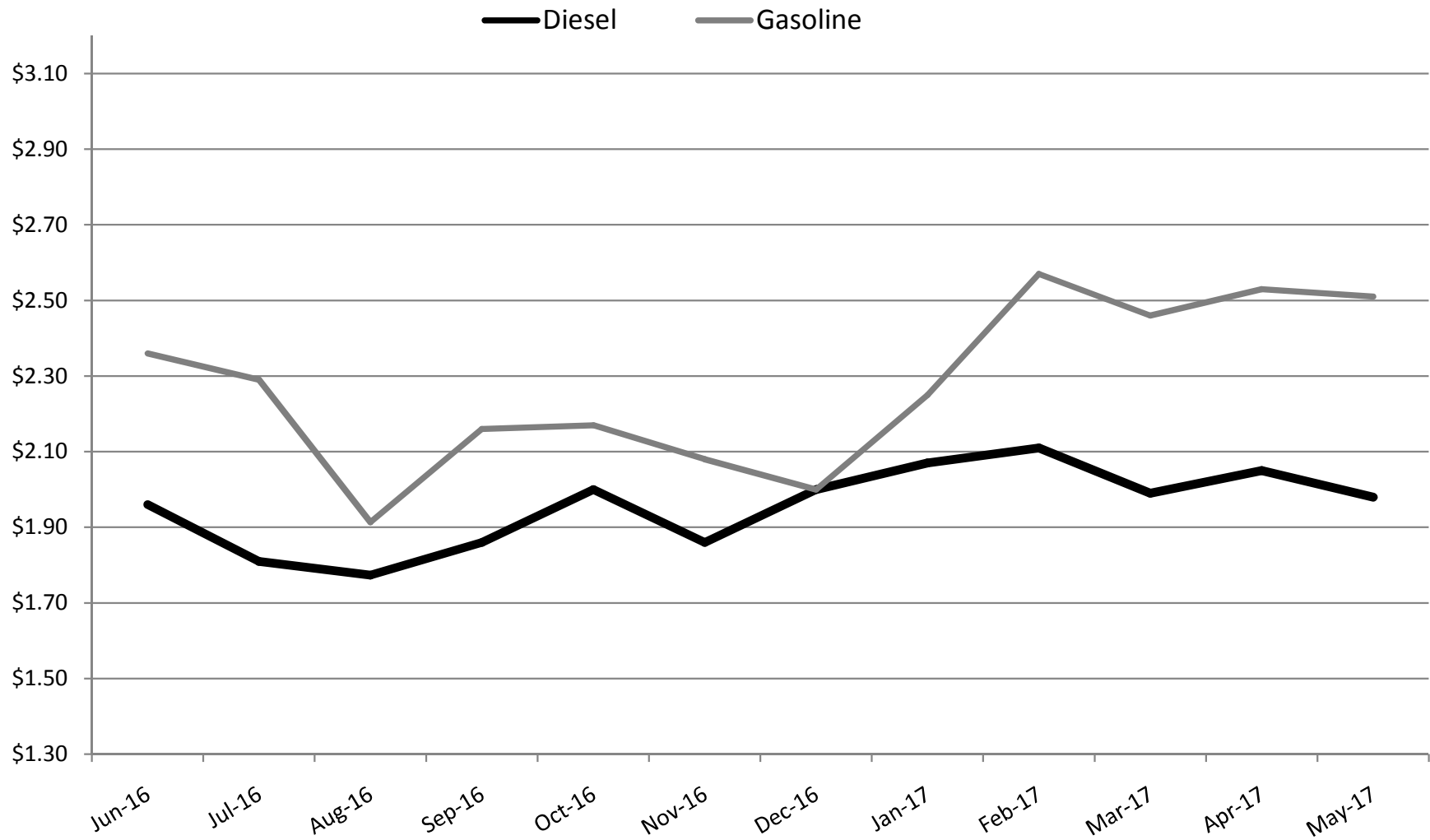


FY 2017 - Fleet Support

Inventory Value, Purchases & Usage



12 Month Rolling Fuel Cost (Monthly Average)



12 Month Average:
Diesel: \$1.96
Gasoline: \$2.27

FY17 Average:
Diesel: \$1.95
Gasoline: \$2.27

FY2017 Fuel Budget
Diesel: \$3.10 Gallon
Gasoline: \$3.20 Gallon

Date: July 10, 2017

To: C. Sedoryk, General Manager/CEO

From: Hunter Harvath, Assistant General Manager – Finance & Administration;
Andrea Williams, General Accounting & Budget Manager; Mark Eccles,
Director of Information Technology; Kelly Halcon, Director of Human
Resources/Risk Management; Lisa Rheinheimer, Director of Planning and
Marketing; Sonia Wills, Customer Service Supervisor.

Subject: **Administration Department** Monthly Report –May 2017

The following significant events occurred in Administration work groups for the month of May 2017:

Human Resources – May 2017

A total employment level for May 2017 is summarized as follows:

Positions	Budget FY17	Actual	Difference
Coach Operators F/T	139	141	2
Coach Operators Limited Duty	0	0	0
CO Occupational Injuries	1	0	-1
Operations Staff	31	28	-3
Maintenance & Facilities	49	48	-1
Administrative (Interns 1 PT)	30	32	2
Total	250	249	-1

*Total budget numbers do not include the C/O on Long Term Leave as those numbers are already reflected in the Coach Operators/Trainees number.

<i>May Worker's Compensation Costs</i>	
<i>Indemnity (paid to employees)</i>	\$11,478.92
<i>Other (includes Legal)</i>	\$9,770.05
<i>Medical includes Case Mgmt, UR, Rx & PT</i>	\$12,437.99
<i>TPA Administration Fee</i>	\$5,000.00
<i>Excess Insurance</i>	\$7,512.08
<i>Total Expenses</i>	<i>\$46,199.04</i>
<i>Reserves</i>	<i>\$1,941,823.85</i>
<i>Excess Reserved</i>	<i>(\$1,182,540.35)</i>
<i># Ending Open Claims</i>	<i>37</i>

Training

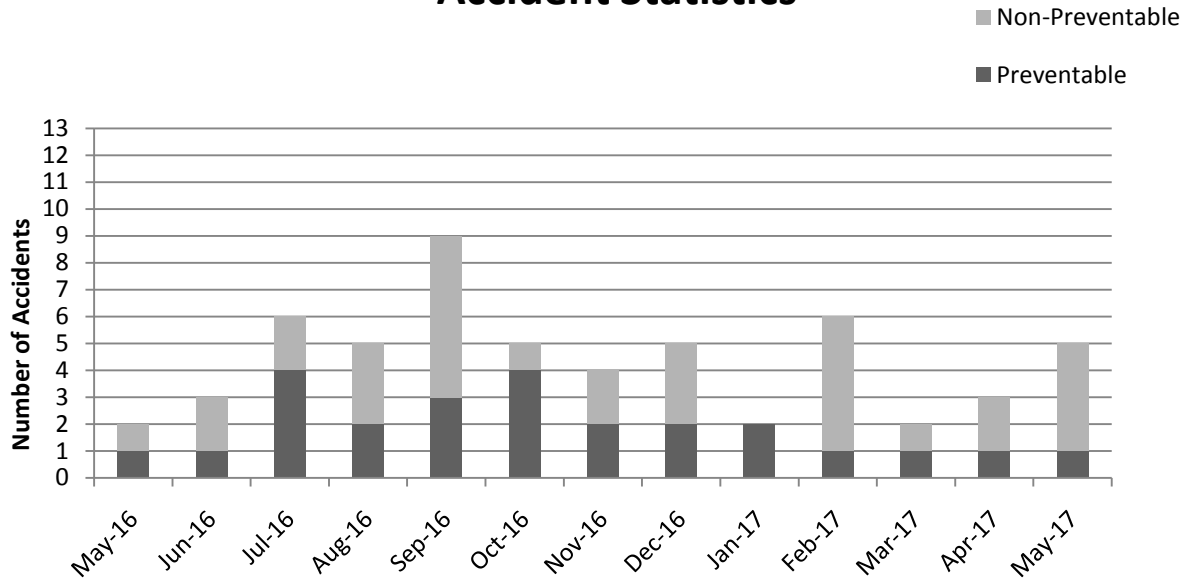
Description	Attendees
Annual Coach Operator Verification of Transit Training	0
Post Accident/Post Incident Re-training	2
MST Return to Work Re-training	1
Alliance Career Training Solutions: Excel Level 2	1
MST In-Service training: E-trolley docking and charging	4
MST In-Service training: Safe Place Procedures for Coach Operators	119
FEMA: Intro to the Incident Command System (ICS-100)	1

Risk Management

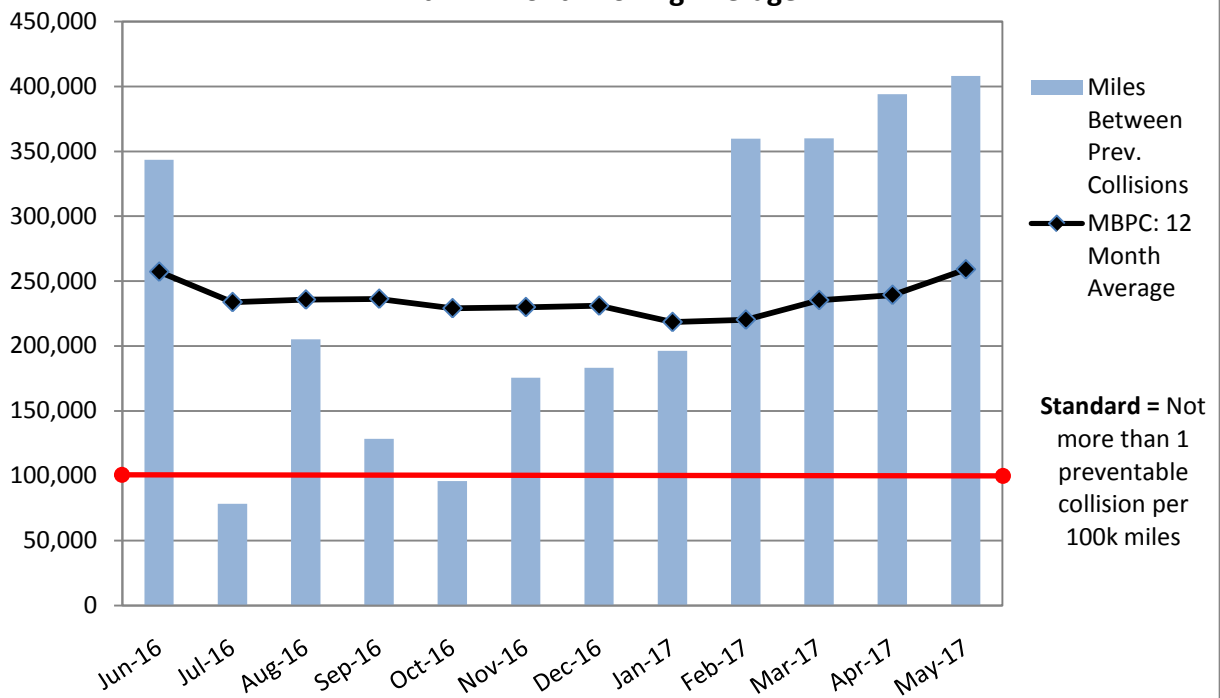
Descrip	May 2017 Preventable		May 2016 Preventable	
	Yes	No	Yes	No
POV Vehicle hits MST Vehicle	0	4	0	1
MST bus hit stationary object	1	0	1	0
TOTAL	1	4	1	1

During the month of May there was one minor occurrence of a bus making contact with a stationary object.

Accident Statistics



Monthly Miles Between Preventable Collisions (MBPC) with 12 Month Rolling Average



Customer Service Update – May 2017

This Customer Service Update includes a Customer Service Call Center report (see below). MST upgraded its phone system last year and information about our customer call center is now available through the new provider. The Call Center information will be included as a part of this Customer Service Update in future Board reports.

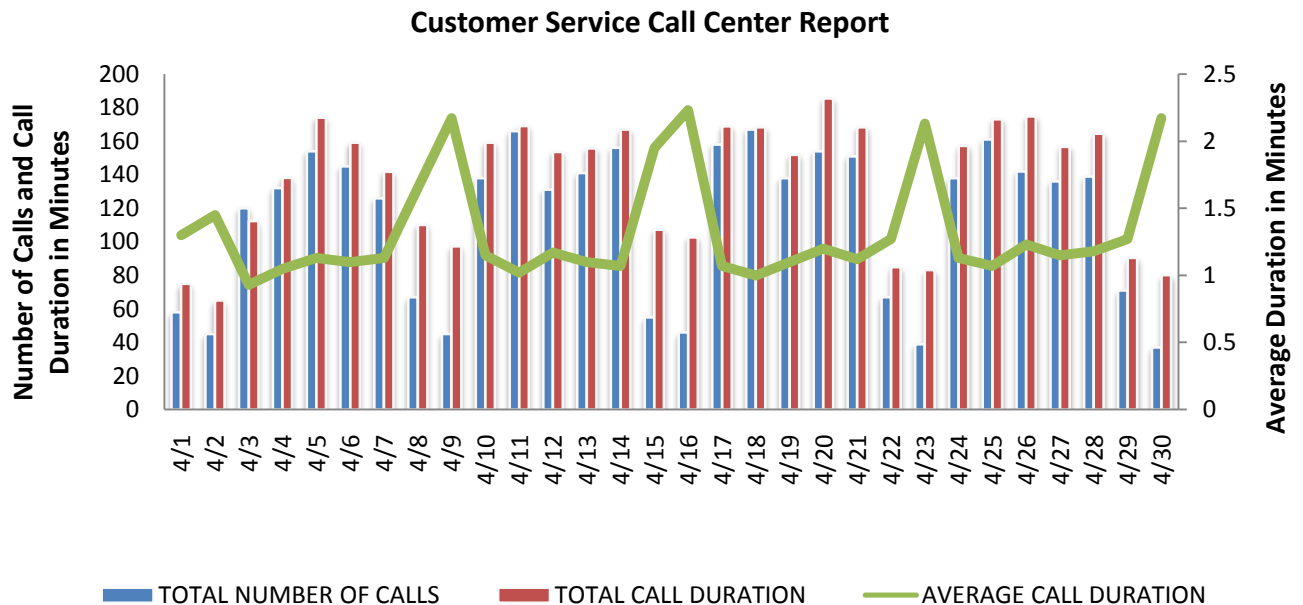
Customer Service Reports Summary:

Service Report Type	MST	*Other Provider	# of valid reports	% of reports received	May '16	% of reports received
Improper Driving	10	1	3/1*	14.86%	5	9.3%
Fare/Transfer Dispute	2	2	1/2*	5.40%	0	0.0%
Late Arrival	0	0		0.0%	0	0.0%
Passed By	9	1	2	13.51%	6	11.1%
Improper Employee Conduct	5	4	2*	12.16%	2	3.7%
Bus Stop Amenities	2	0		2.70%	1	1.9%
Late Arrival	0	0		0.0%	7	13.0%
No Show	7	7	1/4*	18.91%	2	3.7%
Request to add service	1	0	1	1.35%	1	1.9%
Unsafe Conditions	0	0		0.0%	0	0.0%
Service Other	8	3	2/2*	14.86%	6	11.1%
Agency Policy	0	0		0.0%	3	5.6%
Early Departure	1	2	2*	4.05%	4	7.4%
Late Departure	0	0		0.0%	0	0.0%
Service Schedule	0	0		0.0%	0	0.0%
Employee Other	0	0		0.0%	12	22.2%
Inaccurate public information	3	0		4.05%	1	1.9%
Passenger Injury	0	0		0.0%	1	1.9%
Routing	0	0		0.0%	0	0.0%
ADA Compliance	1	0	1	1.35%	1	1.9%
Passenger Conduct	0	0		0.0%	1	1.9%
Off Route	2	0	2	2.70%	1	1.9%
Overcrowding	1	0	1	1.35%	0	0.0%
Facilities Vandalism	1	0		1.35%	0	0.0%
Taxi	0	1		1.35%	0	0.0%
Total Complaints	53	21		100.0%+	54	100.0%+
Employee Compliment	3	0				
Service Compliment	0	0				

* Due to rounding, percentages shown may not add up precisely to the totals provided.

Customer Service Call Center Report:

During the month of May 2017, MST received a total of 3,884 calls which lasted a total of 73 hours and 48 minutes. The average call duration was one (1) minute, eight (8) seconds. MST received the most number of calls on Monday, May 22 at 193. Call volume was heaviest during the weekdays and lightest during the weekends, although average call duration spikes on the weekends due to the fact that there are no customer service representatives on duty. Rather, customers are attempting to get information from MST's pre-recorded automated system, which appears to take more time. To help address this situation, MST is in the process of installing a new Interactive Voice Response (IVR) system that will hopefully be more user-friendly and provide more pre-recorded information more quickly.



Finance Update – May 2017

General Accounting/Accounts Payable

During the month of May, staff processed timely and accurate payments to vendors, recorded appropriate revenues, and prepared monthly financial reports and analysis. Throughout the month, staff gathered the information necessary to complete the FY18 Budget compilation for adoption by the MST Board at its June meeting.

Payroll

Routine changes and adjustments to payroll records were maintained along with filing of

all federal, state, and retirement reports and payments on a timely basis. Payroll continued to provide hours and earnings reports upon request to MST departments

Grants

During the month of May, staff prepared and submitted applications to Caltrans' rural Bus and Bus Facilities, Rural Transit and Intercity grant programs. Staff attended the tri-agency meeting with MST, Santa Cruz Metropolitan Transit District, and San Luis Obispo Regional Transit Agency. A grant application was started for the FTA's Low or No Emissions Bus Program. Semi-annual reports were submitted on time for the Low Carbon Transit Operations Program.

Purchasing

During the month of May, Parts staff was busy with managing inventory levels, and ensuring continued supplies. Inventory levels are remaining under \$200K and with the new buses added to the fleet, Parts staff is seeing a decline in the expenditure of costly replacement component. Parts staff is also working on process improvement projects such as simplifying the parts rack and improving availability of common items. Parts staff has also been involved with the planning of new Gillig buses anticipated in early 2018.

Information Technology Update – May 2017

Staff worked with Operations and Maintenance Department personnel in monitoring of all ITS equipment installed on the vehicles. These include the hardware and software for the Trapeze Group Automatic Vehicle Location system on the fixed route and Paratransit fleets.

Staff liaised with Trapeze Software Group in the process of implementing the Fixed-Route Interactive Voice Response (IVR) and Short Messaging System (SMS) systems. Staff monitored the RealTime bus arrival system data.

Staff monitored the Trapeze Group Enterprise Asset Management (EAM) vehicle maintenance system. Staff continued to support the users of the Serenic Navision accounting/payroll system. Staff monitored the functionality of the customer service database. Staff monitored and configured the WiFi systems installed on 15 buses used on the commuter routes.

Staff worked with Giro and MST staff for the next phase of the implementation of the new modules in the Hastus system.

Staff liaised with the County of Monterey Information Technology Department and Trapeze Group regarding the maintenance of the radio/data communications in the outlying areas of service. Staff monitored the virtual computer systems. Staff monitored and configured the AT&T-managed Voice Over Internet Protocol (VOIP) telephone system. Staff continued to support other MST staff members as needed, proactively ensuring that all were supported fully with their IT requirements.

Marketing Update – May 2017

Published news stories include: “Trail connecting two parts of Big Sur may open to public by June 1” (Monterey County Herald, 5/19/2017); “Update on craft beer Fieldwork taproom in downtown Monterey” (Monterey County Weekly, 5/23/2017); “A proposed arts district and transit hub in Marina remains stuck in park” (Monterey County Weekly, 5/25/2017); “Sustainable Moments” (Monterey County Business Council Friday Facts, 5/26/2017)

Press releases sent include: “MST Celebrates 15 Years Serving South County with Free Fares” (5/1/2017); “MST Service Changes go into Effect Saturday, May 27” (5/23/2017); “MST Bus Service on Memorial Day” (5/25/2017); “‘Drive the Bus’ with Monterey-Salinas Transit: MST Looking for 15 Candidates to Join Its Team of Qualified Bus Drivers” (5/30/2017)

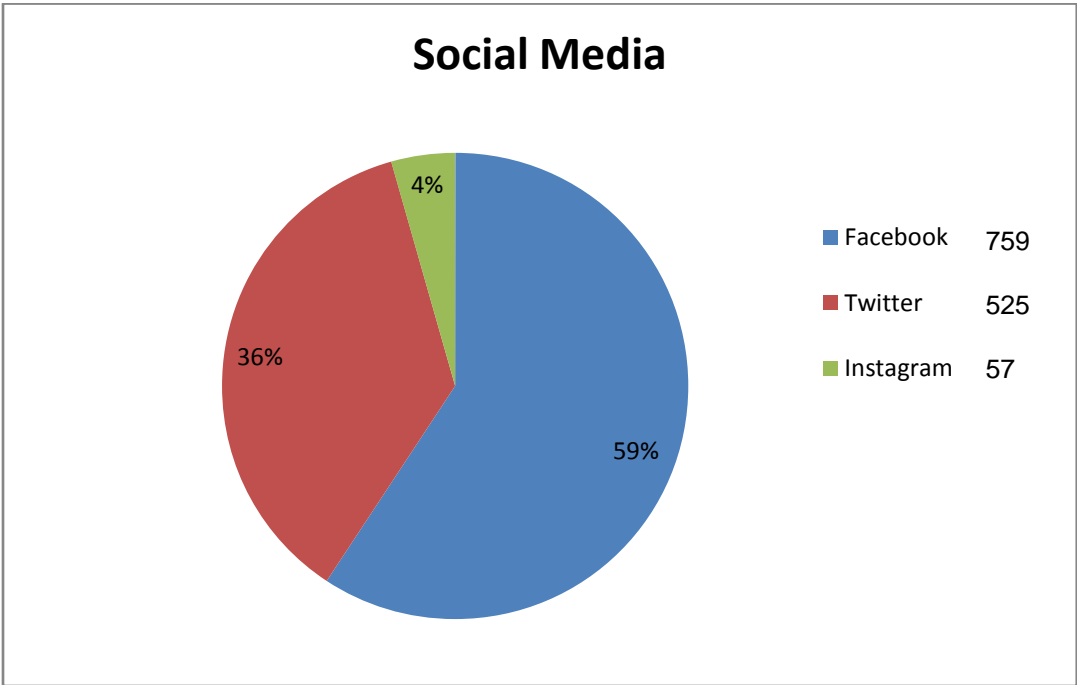
Marketing activities: Staff continued planning for the RealTime bus arrival campaign including departmental coordination featuring technology testing and website design; staff continued work on the grant-funded South County marketing campaign through social media, radio, and TV; staff managed MST’s website content, Facebook page, Twitter account, and Instagram page.

Community outreach: staffed a pop-up booth with KPRC- FM (La Preciosa) in Gonzales to celebrate 15 years of transit for South County; staffed an information booth at Take it Outside in Salinas; staffed an information booth for Rancho Cielo Career Day held at the Monterey Plaza; staffed an information booth at the 3rd Annual Health & Wellness fair in Salinas; staffed an information booth at SELPA- "Getting Help for my child with disabilities" Community Resource Fair held at the Monterey County Office of Education. Bundled and delivered Summer Youth Pass rack cards to many of the middle and high schools in Monterey County.

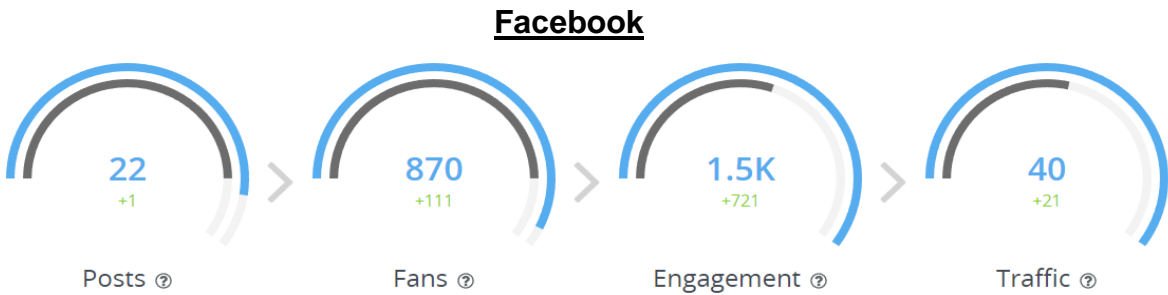
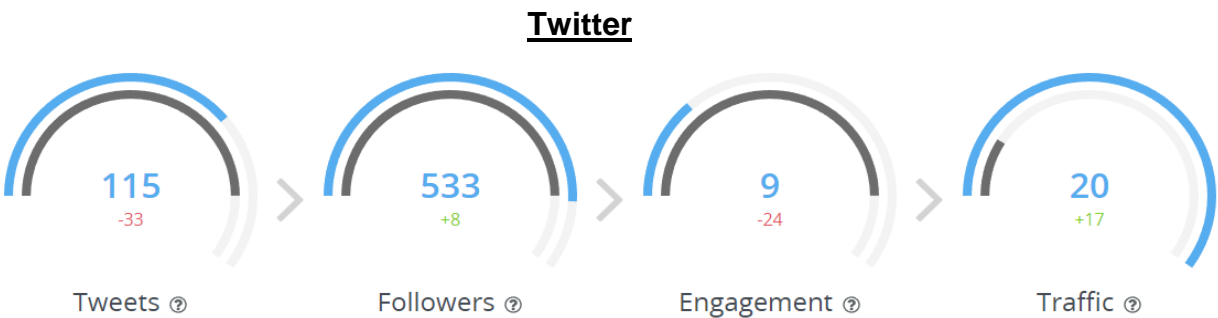
Presentations: presented to six, 5th grade classrooms (195 students) from Frank Ledesma & Jack Franscioni Elementary School in Soledad; presented to Cafesito Parents (16 participants) from Bolsa Knolls School in Salinas.

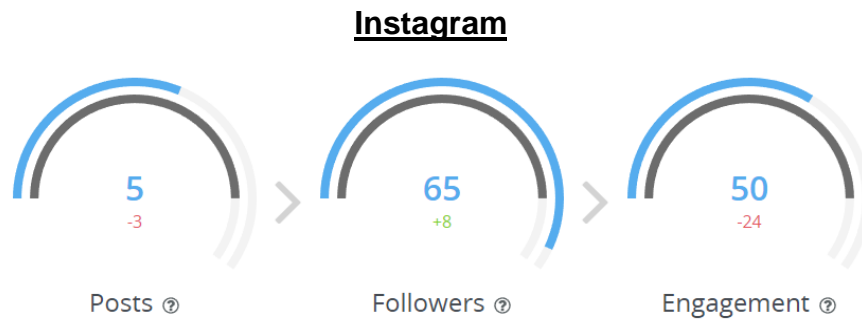
Collaboratives and committees: attended Monterey County's Community Voices for Aging (MCCVA) meeting in Sand City; attended Alisal Vibrancy Plan Engagement meeting in Salinas; attended P.A.R.T.S collaborative in Soledad; attended ACOMI planning committee in Salinas; attended S.C.O.R.E collaboration meeting in Camphora; continued to work with students from Millennium High School.

Social Media:



Overview by Social Media Platform:





Notes:

On Twitter, "following" someone means that you will see their tweets (Twitter updates) in your personal timeline. Twitter lets you see who you follow and also who is following you. Followers are people who receive other people's Twitter updates.

A Facebook "fan" is a user who likes a particular Facebook page. Users who "Like" a page are able to receive updates from that page's administrator through status updates, posted content, and event invitations. A list of pages a fan has liked will appear on his or her profile page.

Engagement is the sum of likes and comments received by all posts.

Traffic is the total number of clicks on all the links posted.

Planning Update – May 2017

During the month of May, staff continued to monitor the revenues and expenses for the military partnerships and visited the Presidio approximately one day each week to assist with the program. Revenues received from the federal transit benefit have stabilized and increased during recent months so that revenues are matching expenses and have fully made up for previous losses. Staff has been actively advocating for this program during its Congressional visits to ensure that it continues in case a comprehensive tax reform bill is passed that could reduce or eliminate a number of tax breaks and benefits. As such, staff will continue discussions with the Presidio to reevaluate the program with some expansions possible for the future. Staff is also working with the Presidio on identifying locations for bus stop shelters, which have been ordered from the supplier and were being manufactured during the month.

In May, staff continued a bi-weekly check-in meeting with the consultant and Santa Cruz METRO for the Bus Operations on Highway 1 Shoulders and the Monterey Branch Line Feasibility Study.

Staff continued discussions with CSUMB staff for bus service for the 2017-18 academic year.

Staff continued planning efforts in support of California Environmental Quality Act (CEQA) environmental analysis for the South County Operations and Maintenance Facility.

Throughout the month, staff continued participating in meetings with various local agencies, including the Transportation Agency for Monterey County, Association of Monterey Bay Area Governments, Salinas Valley Chamber of Commerce Government Relations Committee, Monterey County Business Council, and the Fort Ord Reuse Authority.

MST State Legislative Visits May 16 - 17, 2017

Date	Time	Office	Attending
May 16	9:30- 10:00am	Office of Senator William Monning	Senator William Monning Legislative Aide, Trevor Taylor
May 16	10:00 - 10:30am	Office of Assembly Member Anna Caballero	Assembly Member Anna Caballero Legislative Assistant, Peter Ansel
May 16	11:00am - 11:30am	Office of Assembly Member Mark Stone	Assembly Member Mark Stone Legislative Director, Craig Schoeler
May 16	12:00pm - 5:00pm	California Transit Association	Legislative Committee Executive Committee
May 17	9:00am - 2:00pm	California Transit Association	Spring Legislative Conference
May 17	3:00 pm – 3:30 pm	Assembly Transportation Committee	Melissa White, Principal Consultant
May 17	3:30 pm – 4:00 pm	Office of Assembly Speaker Anthony Rendon	Carrie Cornwell, Chief of Staff
May 17	4:15 pm – 4:30 pm	Office of Senate President pro Tempore Kevin de León	Alexandra Salgado, Legislative Aide
May 17	4:30 pm – 4:45 pm	Office of Governor Edmund G. Brown, Jr.	Michael Martinez, Deputy Legislative Secretary
May 17	4:45 pm – 5:00 pm	Office of Senator Jim Beall	Senator Jim Beall

Blank Page

Meet MCBC's Salute to Small Business honorees, and are nonstop flights between Monterey Regional Airport and Dallas/Fort Worth on the horizon?

[View this email in your browser](#)



**A Weekly Newsletter Promoting Monterey County:
Open for Business**

Business Council members identified as (BCM)

Friday, May 26, 2017

Edition 693



Our annual Celebration of Small Business in Monterey County is just days away


Congratulations to each of the following honorees for our Salute to Small Business in Monterey County event - they are truly the backbone of our local economy and the heart of our community!

ACME Plumbing
Airmotive Specialties, Inc.
Alvarado Street Brewery
Bottoms Up Homebrew
Chopstix
Del Rey Oaks Garden Center

Glance Cryotherapy, LLC
J M Electric
Luigi's Restaurant
Pet Specialists of Monterey
Powder River Industries
Reliable Plumbing & Heating
Rodriguez Brothers Ranch
Stone Creek Kitchen
Sweet Elena's Bakery

Join us in honoring these outstanding small businesses as part of National Small Business Month, from 4-6:30 p.m. Tuesday, May 30 at Embassy Suites by Hilton Monterey Bay Seaside and hear from panels of traditional and alternative lenders discussing ongoing loan and financing programs. A wine and appetizer reception will follow the awards ceremony.

[RSVP Now](#)



Monterey Regional Airport to pursue grant to attract new Dallas/Fort Worth service

Dust off those cowboy boots and cross your fingers: Nonstop daily flights between Dallas and Monterey could soon become a reality. Team Fly Monterey, a coalition of business leaders from local tourism and agriculture industries, has garnered enough financing to apply for a competitive Department of Transportation grant. That federal grant application will likely be submitted in September, said Monterey Regional Airport Executive Director Mike La Pier,

potentially qualifying the airport for \$500,000 to support a nonstop route connecting Monterey and Dallas/Ft. Worth American Airlines.

The Monterey County Convention & Visitors Bureau's board of directors this week unanimously agreed to amend its budget to include a \$100,000 contribution over three years to the local cash matching share for the grant application to support American Airlines service to Dallas/Fort Worth. La Pier said special recognition goes out to Carmel Mayor Steve Dallas and Diane Mandeville from the Cannery Row Co. for their leadership on the MCCVB board.

"Part of the grant is that the community is required to make a commitment," said La Pier. "The money isn't given to the airline but it's there if they need it."

Team Fly Monterey already had \$40,000 in firm commitments from partner organizations including Folktale Winery (\$20,000), Monterey Bay Aquarium and Cannery Row Co. (\$5,000 each), Visit Carmel (\$10,000) and pending commitments totaling \$40,000-\$50,000 from several other organizations.

"The grant will act as a revenue backstop for the airline," said La Pier, "so for the first three years, they'll have a little insurance that they'll make a profit."

Other partners in Team Fly Monterey include the Monterey County Business Council, Grower-Shipper Association, Monterey County Hospitality Association, Monterey Bay Economic Partnership and military members.

American Airlines officials have already expressed some interest in establishing a nonstop route between Dallas/Fort Worth and Monterey Regional Airport.

(By the way, we do know not all Texans wear cowboy boots...)

Read additional coverage in [The Carmel Pine Cone](#) and [Monterey County Weekly](#).



Wendy Sarsfield, government relations manager at PG&E, accepts the 2017 Presidents Award from MCBC President Mary Ann Leffel and MCBC Board Chairman Peter Scudder at the Monterey County Business Council's 22nd Anniversary Gala and Annual Economic Vitality Awards earlier this month.

Think before you click: Hackers hit DocuSign

One more case of a high-profile cybersecurity breach: Hackers stole the customer email database of DocuSign, the company that lets you electronically sign documents. Be wary of phishing emails that appear to be from DocuSign, as opening the attached word files may install malware onto your computer. According to DocuSign, it's just email addresses at this point that were accessed: no names, addresses, social security numbers, or payment data. But Forbes reports that the scope of that list could potentially exceed 100 million. "The problem now is that cybercriminals have a way to refine their attacks against a large group of people," writes Forbes. "People who do business online. People who exchange contract documents and complete transaction processes digitally. In short, the kind of people who cybercriminals love to spearfish."

So be wary of clicking on email links. One security researcher advises simply avoiding any any links in any DocuSign emails. "If there really is a document

that requires your attention, head over to the DocuSign website and sign in to your account." [Read more](#)

Source: Forbes



In the interest of promoting sustainable tourism, Carl Sedoryk, CEO of Monterey-Salinas Transit, shares an inspiring message about alternative transportation and reducing one's carbon footprint. Circulated on social media and the Monterey County Convention & Visitors Bureau website, the Sustainable Moments campaign is designed to help encourage sustainable vacationing. [Read more](#)

EVENTS CALENDAR

Friday, June 9 – MCBC Member-Only Luncheon, 11:45 a.m.-1:30 p.m. at Bayonet & Blackhorse Golf Club, Seaside. Special presentation by the Transportation Agency for Monterey County on "Future Plans for Highway 68." Please note that our monthly membership luncheon is for MCBC members and invited guests only.

RSVP



Monterey Bay PTAC offers workshops designed to help with government contracts

The Monterey Bay PTAC offers details of several upcoming workshops designed to give small business owners the tools to succeed. Get additional details about workshops and register through the [Monterey Bay PTAC website](#) under the Training Events link.

Marketing to the Federal Government Part II (Webinar)

Date: 10 a.m. June 1

Registration Deadline: 8 a.m. June 1

Fee: None

Description: How to gain more business with the federal government in a shorter amount of time while saving money, and making the most effective use of your marketing and sales resources.

Purchasing Power 2017 Stanislaus Procurement Expo

Date: 8:30 a.m. to 1:30 p.m. June 7

Registration Deadline: 8 a.m. June 7

Fee: None

Location: Harvest Hall - Stanislaus County Ag Center 3800 Cornucopia Way B, Modesto

Description: Procurement 101, Doing Business with State of CA and Caltrans, Insurance and Bonding Requirements, Doing Business with Local Governments & Agencies. Networking and Exhibitor.

What to Do After Learning You are Not a Winning Competitive Bidder (Webinar)

Date: 10 a.m. June 12

Registration Deadline: 9 a.m. June 12

Fee: None

Description: Knowing your rights and options when you have not been selected for a government contract.

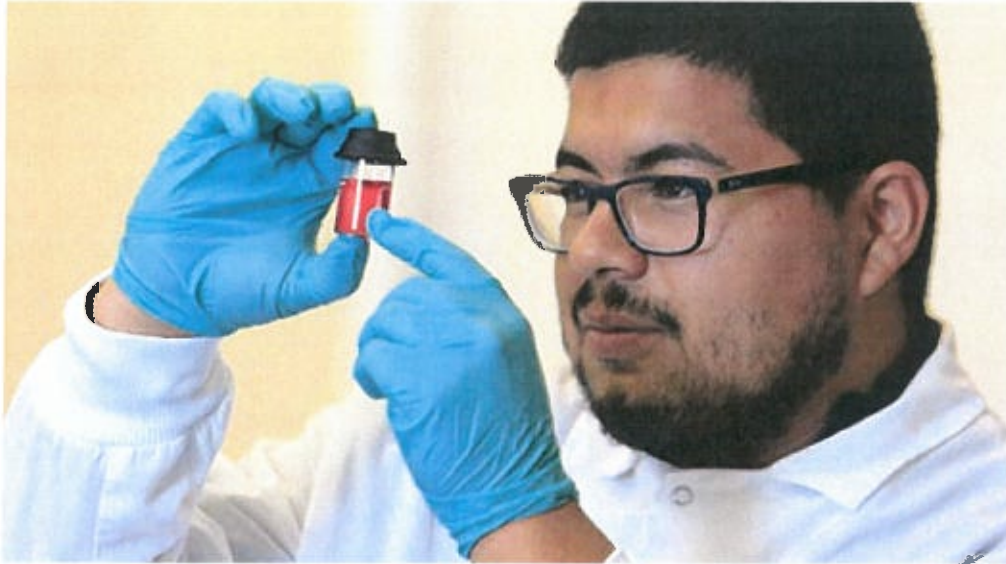


Photo courtesy of SmartWash Solutions.

Ag industry innovation just keeps coming

A new system for washing fresh produce has revolutionized the agriculture industry, and it was developed in Salinas. SmartWash Solutions, a subsidiary of Taylor Farms, found a way to prevent waterborne cross-contamination. It markets processing aids (common food ingredients) and a high-tech system that controls and monitors fresh produce washing.

SmartWash Solutions won the first-ever Produce Marketing Association Science & Technology Circle of Excellence Award this month. It was presented to Jim Brennan, a chemical engineer and SmartWash Solutions' president, at PMA's Tech Knowledge conference in Monterey.

"We were very excited about the award," said Erika Staton, business development analyst at SmartWash Solutions. "It was the first one (presented by PMA) which makes it even more special."

The system is being used on produce wash lines at more than 35 facilities in seven countries, including Mexico, Australia, China and New Zealand.

SmartWash Solutions, Staton said, is looking to expand to Europe. [Read more](#)

Source: The Salinas Californian.

Help MCCVB share the word: Much of Big Sur still open for business

Big Sur may be having a tough year, but the Monterey County Convention & Visitors Bureau wants to make sure visitors understand that, despite recent



mudslides that have closed Pfeiffer Canyon Bridge and now Highway One at Paul's Slide and the Mud Creek area, plenty of Big Sur is still open for business and welcoming to guests. MCCVB is reaching out to members and local agencies to help them spread that message.

The bureau has updated its FAQ sheet on Big Sur North and is working to share the message via media that Big Sur and Monterey County are open for business. Other outreach tactics include paid digital advertising and dedicated content on its social channels and website.

"While the region has been experiencing a winter that has severely affected the destination, visitors are still able to access some of the best Big Sur has to offer," says the MCCVB handout. "Travelers can explore and visit the northern section of Highway 1 from the Monterey Peninsula. Hotels, restaurants and shops north of Pfeiffer Canyon Bridge (including Big Sur Village) are open for business and welcoming guests!"

The handout also includes a list of businesses, local attractions and campgrounds that are open for business, as well as detour information and a Big Sur access map. Please consider sharing with your own teams and also consider sharing MCCVB's Big Sur social posts on your networks as well. [Download the handout.](#)

Names in the News...

In recognition for her contributions to produce, agriculture, and the local Monterey community, **Tonya Antle** was recently named Monterey County's Ag Against Hunger **Ag Woman of the Year** for 2017, honoring unique leadership qualities held by women working within the agricultural industry in Monterey, Santa Cruz and San Benito counties. A pioneer in bringing organic food and farming into the mainstream, she has held leadership roles both in the ag trade and in many community organizations. [Read more](#)

Source: *AndKnowUKnow.news*

Mann's line of Nourish Bowls was recognized this past week at the Canadian Produce Marketing Association's Convention & Tradeshow in Toronto, winning the **Best New Product Award** for 2017. The company recently launched Bacon Maple Brussels (U.S.) and Bacon Maple Delight (Canada), which joins

Monterey Risotto, Sesame Sriracha, Southwest Chipotle and Cauli-Rice Curry. Mann's Nourish Bowls are packed with trending vegetables including butternut squash, sweet potato, cauliflower rice and sugar snap peas.

Source: Mann Packing Co., Inc.

Make sure your news gets noticed!

Submit news items of general interest about your organization or upcoming events for consideration for inclusion in Friday Facts, our weekly MCBC e-newsletter that reaches key decision-makers, industry leaders, movers and shakers in Monterey County and the greater region. And if you aren't yet a member, join us now and help shape the future of Monterey County for the better. Download the [membership application](#) or call 216-3000.



Founded in 1995, the Monterey County Business Council (MCBC) is a 501(c)(6) organization comprised of a diverse group of members representing all industries and geographic areas of Monterey County. It remains the only countywide organization focused on business advocacy, economic development and workforce readiness.

Please support our efforts, by becoming a member today: [Membership Application](#)

If you are a current MCBC member, please help us grow our membership by forwarding this email to businesses who will benefit from our services.





Copyright © 2017 Monterey County Business Council, All rights reserved.

Want to change how you receive these emails?

You can [update your preferences](#) or [unsubscribe from this list](#)

MailChimp

http://www.montereycountyweekly.com/news/local_news/a-proposed-arts-district-and-transit-hub-in-marina-remains/article_b494ae64-40c0-11e7-87c1-ff198ac6273e.html

Still Art

A proposed arts district and transit hub in Marina remains stuck in park.

David Schmalz 8 hrs ago



Nic Coury

In years past, TAMC and MST have discussed a potential land swap at the former Fort Ord site so that MST could put a station by the VA Clinic.

Like many development dreams on the former Fort Ord, it is aspirational: create an arts district that combines studios, galleries for artists and designers, and possibly an interactive art and learning center.

But the concept, which is part of the Dunes Specific Plan the city of Marina approved in 2005, still languishes 12 years later, and instead of a vibrant arts colony there are only aging military warehouses.

The same can be said of a row of warehouses immediately west of the contemplated district, which is east off Highway 1 and just south of the soon-to-open Department of Defense/Veterans Affairs clinic on 8th Street. That row of warehouses is on two parcels of former Fort Ord land owned by the Transportation Agency for Monterey County and Monterey-Salinas Transit, respectively. The original vision for their land was that it would become some sort of transit-oriented development.

To date, neither TAMC nor MST has any concrete plans for what their parcels – TAMC's is about 12 acres and MST's is about five – might become, but like other parts of the sprawling 420-acre Dunes project area, the city of Marina is trying to get things moving.

Through the Arts Council for Monterey County, the city applied for a \$60,000 federal grant that would be used to help plan the district and create a more detailed vision. Marina City Manager Layne Long says the city expects to hear back within a few months.

"The Dunes Specific Plan hashed out the concept, and we're trying to flesh that out," he says. "To visualize, this is what your possibilities are."

For TAMC and MST, however, doing something with their properties remains on the back burner.

"We were kind of on hold, because of the economy," says TAMC Executive Director Debbie Hale, adding the agency hopes to turn the property into some form of mixed-used development that would bring in revenue for transportation-related projects. But she hopes the vision for the area is cohesive. "It's probably time to start reinitiating discussions."

Lisa Rheinheimer, MST's director of planning and marketing, says her agency has "a lot on [its] plate right now," and that things will start to happen more quickly if Marina gets its grant.

"There are a lot of questions," she says, "and really there are no answers yet."

Among them is when, or if, Dunes developer Marina Community Partners will build The Promenade, a proposed mixed-use street north of the arts district that could build momentum for economic development in the surrounding areas.

Right now, it's just an empty patch of dirt.

David Schmalz

http://www.montereycountyweekly.com/blogs/food_blog/update-on-craft-beer-fieldwork-taproom-in-downtown-monterey/article_23f0f622-3f69-11e7-a2b3-c3bd13562cc3.html

Update on craft beer Fieldwork taproom in downtown Monterey.

Mark Anderson May 23, 2017



< >

Fieldwork will join Alvarado Street Brewery and Peter B's as the big three downtown Monterey craft beer joints. The latter two brew on premise.

Suni Sidhu

If it got real in the Whole Foods Parking Lot, it's about to get graphic in Trader Joe's.

A quality destination is about to squeeze into 520 Munras St., tucked between Peet's Coffee and the Molera Adobe.

Understanding there are few activities more stressful than finding a spot at the downtown Monterey TJ's lot, this should be interesting.

But there is good news: Fieldwork Brewing out of Berkeley will give Monterey another top craft taproom, and great beer to temper parking lot panic attacks.

And Monterey-Salinas Transit's main travel hub sits across the street and just got significantly easier to use via the app Transit, which furnishes real-time updates.

An opening date has yet to be set, as Fieldworks doesn't take possession of the property until some time in July.

The list of beers will simulate what flows at the main brewery-taproom in Berkeley (where the beer will be made) and satellite taprooms in Napa, Sacramento and San Mateo. Special release beers will all end up on tap and available in cans in Monterey too.

6/21/2017

Update on craft beer Fieldwork taproom in downtown Monterey. | Food Blog | montereycountyweekly.com

The draft list in Berkeley, updated May 23, includes Bloomsday IPA, Calypso Farmhouse Ale, Daypack Pale Ale, Eliza New Orleans Iced Coffee Imperial Milk Stout, Farmhouse Wheat Saison, Power Glove Double IPA, Stereotypical West Coast IPA and Supercell Double IPA.

Mark Anderson

Monterey County Herald (<http://www.montereyherald.com>)

Trail connecting two parts of Big Sur may open to public by June 1

Visitors now can only access south of Pfeiffer Canyon by helicopter

By Tom Wright, Monterey Herald

Friday, May 19, 2017



Big Sur >> Local officials and business owners are hoping to allow public access on the foot trail that reconnected Big Sur by circumventing the downed Pfeiffer Canyon Bridge by June 1.

A team of local volunteers, members of the Big Sur Volunteer Fire Brigade, State Parks employees and California Conservation Corps members built the half-mile footpath in March to allow access for residents and employees of local businesses after the bridge connecting the canyon on Highway 1 failed. Brent Marshall, the Monterey District superintendent for State Parks, said the real issue for opening the Pfeiffer Canyon access trail to the general public is parking.

"We built the trail with no parking lot and no park planner or community planner would build an attraction with nowhere to park," he said. "But we did it deliberately because it was an emergency."

Marshall explained State Parks allowed locals using the trail to park at the Pine Ridge Trail parking lot and they mowed the meadow at Big Sur Station to provide further parking.

"We're trying to find a shuttle system where we can have people park, maybe at Andrew Molera (State Park), where they can get shuttled in," he said. "And then people could get dropped off, say in the campground."

Kate Daniels, the chief of staff for Supervisor Mary Adams, said they are eyeing the portion of Andrew Molera used as a base camp for fire crews as a possible parking area for travelers interested in riding a shuttle into Big Sur and crossing the trail.

"This would be a temporary use of that space for the time in between now and when the bridge is back in place," she said.

Caltrans hopes to have the \$24 million bridge open to vehicles by mid- to late September.

Daniels said Big Sur businesses approached Adams' office about finding a way to get more people back onto what locals consider "the island" because of the isolation created by Highway 1 closures to the north and south. While some businesses south of the bridge are open, only locals and those brought in by helicopter can reach the southern portion of Big Sur.

"Even getting a couple dozen guests a day coming over that trail would be significant," said Kirk Gafill, president of the Big Sur Chamber of Commerce and Nepenthe Restaurant's owner and general manager.

Adams, who represents Big Sur on the Monterey County Board of Supervisors, wants to do what she can to bring visitors back to the south side of Big Sur to mitigate any more job losses, Daniels said.

"It was very concerning to start to see all the layoffs taking place," she said.

According to Daniels, Adams' office is working with Monterey-Salinas Transit, the Monterey County Office of Education and Sur Transportation, a private company that runs coastal tours and wedding shuttles along the Big Sur coast. They are in the process of acquiring buses from the transit agency and the education office to use as shuttles.

"I'm not sure exactly how it will work, but it's looking more likely that it will be a private operator at this point in order to get it off the ground," Daniels said. "And it's looking like that would be Sur Transportation."

After originally aiming for Memorial Day Weekend, Daniels said they are now hoping for a June 1 soft opening.

Pfeiffer Big Sur State Park [reopened for camping Thursday](#) and State Parks plans on continuing work to open more campsites at that park and continue restoration at other Big Sur parks, including Julia Pfeiffer Burns State Park in southern Big Sur.

As one of the largest land owners in the area, Marshall said State Parks is trying to find a solution for everyone in the area.

"The success of that is going to be predicated on a reliable parking area and shuttle system," he said.

If everything works out well, Daniels said the temporary shuttle system could lead to something more permanent.

"In the long run, it would be really nice to see some form of a shuttle service to take visitors to some of the areas in Big Sur that are so overrun and totally unsustainable in terms of the car and foot traffic levels that they are experiencing in a normal summer season," she said.

But for now, the focus is on getting people back to businesses like the Big Sur Taphouse and Deli, Nepenthe, Post Ranch Inn, Phoenix Shop and Hawthorne Gallery, while also getting enough people in the area so Deetjen's, the Big Sur Bakery and other establishments will decide to reopen. Gafill said Ventana is looking to try and reopen its campground by July 1.

"It's the reality that Big Sur is open," he said. "(The trail) will be a different way to access, it's a little more adventuresome and athletic, but I think it's a real important understanding for people that it isn't a black-and-white, open-or-shut situation. It's just there's a lot of different ways to experience Big Sur right now and getting that trail open (to the public) opens up so many opportunities."

Tommy Wright can be reached at 831-726-4375.

URL: <http://www.montereyherald.com/general-news/20170519/trail-connecting-two-parts-of-big-sur-may-open-to-public-by-june-1>

© 2017 Monterey County Herald (<http://www.montereyherald.com>)

Board Report

MONTEREY - SALINAS TRANSIT

June 21, 2017 9:08 AM

Page 1

LLEE

Vendor Ledger Entry: Posting Date: 05/01/17..05/31/17

Check Date	Check No.	No.	Name	Description	Amount (\$)
05/05/17	44861	ACS10	A & C SIGNS	Prius #62	141.81
05/05/17	44862	AME01	AMERI PRIDE SERVICES, INC.	UNIFORM LAUNDRY SERVICES FY17	33.65
05/05/17	44862	AME01	AMERI PRIDE SERVICES, INC.	UNIFORM LAUNDRY SERVICES FY17	230.33
05/05/17	44862	AME01	AMERI PRIDE SERVICES, INC.	UNIFORM LAUNDRY SERVICES FY17	33.65
05/05/17	44862	AME01	AMERI PRIDE SERVICES, INC.	UNIFORM SERVICES FY17	477.10
05/05/17	44862	AME01	AMERI PRIDE SERVICES, INC.	UNIFORM SERVICES FY17	585.01
05/05/17	44862	AME01	AMERI PRIDE SERVICES, INC.	UNIFORM SERVICES FY17	491.33
05/05/17	44862	AME01	AMERI PRIDE SERVICES, INC.	UNIFORM SERVICES FY17	457.02
05/05/17	44862	AME01	AMERI PRIDE SERVICES, INC.	UNIFORM SERVICES FY17	613.19
05/05/17	44862	AME01	AMERI PRIDE SERVICES, INC.	UNIFORM LAUNDRY SERVICES FY17	217.68
05/05/17	44862	AME01	AMERI PRIDE SERVICES, INC.	UNIFORM LAUNDRY SERVICES FY17	230.33
05/05/17	44863	AME02	AMERICAN LOCK & KEY SERVICE	LOCK SERVICES/KEYS RU52	238.43
05/05/17	44863	AME02	AMERICAN LOCK & KEY SERVICE	LOCK SERVICES/KEYS RU52	50.00
05/05/17	44863	AME02	AMERICAN LOCK & KEY SERVICE	LOCK SERVICES/KEYS RU52	50.00
05/05/17	44863	AME02	AMERICAN LOCK & KEY SERVICE	LOCK SERVICES/KEYS RU52	60.83
05/05/17	44864	AME40	AMERICAN PLUMBING	PLUMBING SERVICES FY17	643.23
05/05/17	44864	AME40	AMERICAN PLUMBING	PLUMBING SERVICES FY17	635.33
05/05/17	44864	AME40	AMERICAN PLUMBING	PLUMBING SERVICES FY17	100.00
05/05/17	44866	AME50	AMERICAN SUPPLY COMPANY	SUPPLIES FOR UTILITY	36.20
05/05/17	44866	AME50	AMERICAN SUPPLY COMPANY	SUPPLIES FY17	2.90
05/05/17	44866	AME50	AMERICAN SUPPLY COMPANY	SUPPLIES FY17	43.05
05/05/17	44866	AME50	AMERICAN SUPPLY COMPANY	SUPPLIES FY17	244.86
05/05/17	44866	AME50	AMERICAN SUPPLY COMPANY	SUPPLIES FY17	173.59
05/05/17	44866	AME50	AMERICAN SUPPLY COMPANY	SUPPLIES FY17	150.16
05/05/17	44866	AME50	AMERICAN SUPPLY COMPANY	SUPPLIES FY17	172.79
05/05/17	44866	AME50	AMERICAN SUPPLY COMPANY	SUPPLIES FY17	38.23
05/05/17	44866	AME50	AMERICAN SUPPLY COMPANY	SUPPLIES FY17	82.09
05/05/17	44866	AME50	AMERICAN SUPPLY COMPANY	SUPPLIES FY17	14.53
05/05/17	44866	AME50	AMERICAN SUPPLY COMPANY	SUPPLIES FY17	81.24
05/05/17	44867	ANN10	ANNUVIA	Electrode FRx SMART Pads II x 6	365.40
05/05/17	44868	THO20	ANTOINETTE THOMPSON	GARNISH/1729	386.77
05/05/17	44869	MEN2S	ASSETWORKS, INC.	MOBILE DIGITAL TERMINALS	1,371.11
05/05/17	44870	ATT16	AT&T CALNET	PHONE SERVICE	5,469.69
05/05/17	44870	ATT16	AT&T CALNET	PHONE SERVICE	164.24
05/05/17	44870	ATT16	AT&T CALNET	PHONE SERVICE	164.24
05/05/17	44871	ATT15	AT&T MOBILITY	MIS SUPPORT	1,252.99
05/05/17	44872	BAT20	BATTERY SYSTEMS INC	2620	1,143.45
05/05/17	44873	BAY40	BAY MEDIA, INC.	Listen Technology	2,999.56
05/05/17	44874	BILFAN	BILL FANNIN FENCING & GATES	GATE & FENCE REPAIR FY17	690.91
05/05/17	44875	NOV10	BILL'S WINDSHIELD REPAIR	WINDSHIELD REPAIRS bus 1720	49.00
05/05/17	44876	BRE50	BRENTS ELECTRICAL	STC RESTROOM TRAILER	3,107.75
05/05/17	44876	BRE50	BRENTS ELECTRICAL	JLW SHOP HEATER INSTALL	2,956.03
05/05/17	44876	BRE50	BRENTS ELECTRICAL	JLW ANNEX LEAF CHARGER SYSTEM	830.27
05/05/17	44876	BRE50	BRENTS ELECTRICAL	SHOP ELECTRICAL FY17	526.46
05/05/17	44876	BRE50	BRENTS ELECTRICAL	SHOP ELECTRICAL FY17	522.06
05/05/17	44876	BRE50	BRENTS ELECTRICAL	SHOP ELECTRICAL FY17	131.47
05/05/17	44877	HAR75	BRIAN HUNTER HARVATH	APTA Bus& Para 2 nights May 8 & 9, Reno, NV	128.00

Board Report

MONTEREY - SALINAS TRANSIT

June 21, 2017 9:12 AM

Page 2

LLEE

Check Date	Check No.	No.	Name	Description	Amount (\$)
05/05/17	44878	HAR75	BRIAN HUNTER HARVATH	1 Night CTA Sprg Leg Conf May 16-17 Sacramen	64.00
05/05/17	44879	CSC10	C S C OF SALINAS	SHOP SUPPLIES/VEHICLE PARTS FY17	326.15
05/05/17	44880	CAL20	CAL-AM WATER CO	WATER SERVICE	273.34
05/05/17	44880	CAL20	CAL-AM WATER CO	WATER SERVICE	209.89
05/05/17	44881	PUB11	CALIFORNIA PUBLIC EMPLOYEES	HEALTH INS. ID #7468015141	317,854.53
05/05/17	44882	CALSEC	CALIFORNIA SECRETARY OF STATE	NOTARY EXAM FEE - A. WILLIAMS	40.00
05/05/17	44883	CAL82	CALIFORNIA TRANSPORT LLC	TOWING FY17 -bus	312.50
05/05/17	44883	CAL82	CALIFORNIA TRANSPORT LLC	TOWING FY17 unit 1803	375.00
05/05/17	44884	CAL92	CALIFORNIA WATER SERV CO	WATER SERVICE	350.04
05/05/17	44885	SED50	CARL SEDORYK	2 Night CTA Sprg Leg Conf May 15-17 Sacramen	128.00
05/05/17	44886	CAR2W	CARLON'S FIRE EXTINGUISHER	FIRST AID/FIRE EXT-FY17	123.98
05/05/17	44886	CAR2W	CARLON'S FIRE EXTINGUISHER	FIRST AID/FIRE EXT-FY17	110.00
05/05/17	44886	CAR2W	CARLON'S FIRE EXTINGUISHER	FIRST AID/FIRE EXT-FY17	80.00
05/05/17	44886	CAR2W	CARLON'S FIRE EXTINGUISHER	FIRST AID/FIRE EXT-FY17	201.13
05/05/17	44886	CAR2W	CARLON'S FIRE EXTINGUISHER	FIRST AID/FIRE EXT-FY17	86.00
05/05/17	44887	CAS70	CASTROVILLE PLUMBING	PLUMBING REPAIR & MAINT	149.50
05/05/17	44888	CEN05	CENTER FOR HEARING HEALTH	Annual HEARING TESTS	953.75
05/05/17	44889	CHI20	CHIDLAW MARKETING	ADVERTISING SERVICES- APR	2,126.00
05/05/17	44891	COM10	COMMERCIAL TRUCK CO.	1772	47.27
05/05/17	44891	COM10	COMMERCIAL TRUCK CO.	2604	11.69
05/05/17	44891	COM10	COMMERCIAL TRUCK CO.	2582	75.87
05/05/17	44891	COM10	COMMERCIAL TRUCK CO.	2582	167.82
05/05/17	44891	COM10	COMMERCIAL TRUCK CO.	1764	34.48
05/05/17	44891	COM10	COMMERCIAL TRUCK CO.	2546	138.67
05/05/17	44891	COM10	COMMERCIAL TRUCK CO.	1758	193.02
05/05/17	44891	COM10	COMMERCIAL TRUCK CO.	1750	121.48
05/05/17	44891	COM10	COMMERCIAL TRUCK CO.	1742	35.12
05/05/17	44891	COM10	COMMERCIAL TRUCK CO.	1772	10.27
05/05/17	44891	COM10	COMMERCIAL TRUCK CO.	1803	88.95
05/05/17	44891	COM10	COMMERCIAL TRUCK CO.	2613	228.69
05/05/17	44891	COM10	COMMERCIAL TRUCK CO.	2645	187.63
05/05/17	44891	COM10	COMMERCIAL TRUCK CO.	1790	104.30
05/05/17	44891	COM10	COMMERCIAL TRUCK CO.	1792	212.25
05/05/17	44892	CON65	CONTE'S GENERATOR SERVICE	GENERATOR SERVICE & REPAIR FY17	2,700.00
05/05/17	44892	CON65	CONTE'S GENERATOR SERVICE	GENERATOR SERVICE & REPAIR FY17	555.50
05/05/17	44892	CON65	CONTE'S GENERATOR SERVICE	GENERATOR RENTAL JLW/TDA	2,598.00
05/05/17	44892	CON65	CONTE'S GENERATOR SERVICE	GENERATOR SERVICE & REPAIR FY17	370.00
05/05/17	44892	CON65	CONTE'S GENERATOR SERVICE	GENERATOR SERVICE & REPAIR FY17	370.00
05/05/17	44893	CYP05	CYPRESS COAST FORD-L/M	truck 496	3,188.74
05/05/17	44894	WIL30	D D WILLIAMS EQUIPMENT CO	1769	250.00
05/05/17	44895	DAL10	DALE'S GLASS SHOP, LLC	MISC. SUPPLIES	216.78
05/05/17	44896	SMI10	DEANNA SMITH	TRAVEL REIMBURSEMENT	174.00
05/05/17	44897	DEV10	DEVIN-DURHAM-BURK	GARNISH/1925	92.31
05/05/17	44897	DEV10	DEVIN-DURHAM-BURK	GARNISH/2176	69.23
05/05/17	44897	DEV10	DEVIN-DURHAM-BURK	GARNISH/1877	57.69
05/05/17	44898	DIE10	DIESEL MARINE ELECTRIC, INC.	2434	2,060.81
05/05/17	44898	DIE10	DIESEL MARINE ELECTRIC, INC.	1773	105.95
05/05/17	44898	DIE10	DIESEL MARINE ELECTRIC, INC.	1778	122.26

Board Report

MONTEREY - SALINAS TRANSIT

June 21, 2017 9:13 AM

Page 3

LLEE

Check Date	Check No.	No.	Name	Description	Amount (\$)
05/05/17	44898	DIE10	DIESEL MARINE ELECTRIC, INC.	2606	214.84
05/05/17	44898	DIE10	DIESEL MARINE ELECTRIC, INC.	2545	35.89
05/05/17	44899	DIG3S	DIGI-KEY CORPORATION 290506	FAREBOX MAINT PARTS	880.20
05/05/17	44899	DIG3S	DIGI-KEY CORPORATION 290506	FAREBOX MAINT PARTS	80.19
05/05/17	44900	EDBOG	ED BOGNER MECHANICAL, INC.	HVAC / SHEET METAL CONTRACTOR	1,471.31
05/05/17	44900	EDBOG	ED BOGNER MECHANICAL, INC.	HVAC / SHEET METAL CONTRACTOR	1,736.00
05/05/17	44901	ELM10	ELMERS AUTO PARTS	PARTS/SHOP SUPPLIES	55.96
05/05/17	44902	ENV10	ENVIRONMENTAL LOGISTICS, INC.	HAZARDOUS WASTE DISPOSAL	2,040.70
05/05/17	44902	ENV10	ENVIRONMENTAL LOGISTICS, INC.	HAZARDOUS WASTE DISPOSAL	2,376.75
05/05/17	44905	FAS20	FASTENAL COMPANY	MAINT SUPPLIES/VEH MAINT PARTS FY17	111.41
05/05/17	44905	FAS20	FASTENAL COMPANY	MAINT SUPPLIES/VEH MAINT PARTS FY17	540.34
05/05/17	44905	FAS20	FASTENAL COMPANY	MAINT SUPPLIES/VEH MAINT PARTS FY17	306.25
05/05/17	44905	FAS20	FASTENAL COMPANY	MAINT SUPPLIES/VEH MAINT PARTS FY17	144.46
05/05/17	44905	FAS20	FASTENAL COMPANY	MAINT SUPPLIES/VEH MAINT PARTS FY17	47.75
05/05/17	44905	FAS20	FASTENAL COMPANY	MAINT SUPPLIES/VEH MAINT PARTS FY17	250.28
05/05/17	44905	FAS20	FASTENAL COMPANY	MAINT SUPPLIES/VEH MAINT PARTS FY17	403.60
05/05/17	44905	FAS20	FASTENAL COMPANY	MAINT SUPPLIES/VEH MAINT PARTS FY17	466.44
05/05/17	44905	FAS20	FASTENAL COMPANY	MAINT SUPPLIES/VEH MAINT PARTS FY17	110.62
05/05/17	44905	FAS20	FASTENAL COMPANY	MAINT SUPPLIES/VEH MAINT PARTS FY17	126.65
05/05/17	44905	FAS20	FASTENAL COMPANY	MAINT SUPPLIES/VEH MAINT PARTS FY17	269.85
05/05/17	44905	FAS20	FASTENAL COMPANY	MAINT SUPPLIES/VEH MAINT PARTS FY17	42.60
05/05/17	44905	FAS20	FASTENAL COMPANY	MAINT SUPPLIES/VEH MAINT PARTS FY17	6.55
05/05/17	44905	FAS20	FASTENAL COMPANY	MAINT SUPPLIES/VEH MAINT PARTS FY17	466.07
05/05/17	44905	FAS20	FASTENAL COMPANY	MAINT SUPPLIES/VEH MAINT PARTS FY17	305.56
05/05/17	44905	FAS20	FASTENAL COMPANY	MAINT SUPPLIES/VEH MAINT PARTS FY17	158.12
05/05/17	44905	FAS20	FASTENAL COMPANY	MAINT SUPPLIES/VEH MAINT PARTS FY17	108.60
05/05/17	44905	FAS20	FASTENAL COMPANY	MAINT SUPPLIES/VEH MAINT PARTS FY17	266.21
05/05/17	44905	FAS20	FASTENAL COMPANY	MAINT SUPPLIES/VEH MAINT PARTS FY17	10.19
05/05/17	44905	FAS20	FASTENAL COMPANY	MAINT SUPPLIES/VEH MAINT PARTS FY17	195.46
05/05/17	44905	FAS20	FASTENAL COMPANY	MAINT SUPPLIES/VEH MAINT PARTS FY17	61.93
05/05/17	44905	FAS20	FASTENAL COMPANY	MAINT SUPPLIES/VEH MAINT PARTS FY17	65.12
05/05/17	44905	FAS20	FASTENAL COMPANY	MAINT SUPPLIES/VEH MAINT PARTS FY17	374.24
05/05/17	44905	FAS20	FASTENAL COMPANY	MAINT SUPPLIES/VEH MAINT PARTS FY17	12.03
05/05/17	44905	FAS20	FASTENAL COMPANY	MAINT SUPPLIES/VEH MAINT PARTS FY17	6.53
05/05/17	44905	FAS20	FASTENAL COMPANY	MAINT SUPPLIES/VEH MAINT PARTS	-108.25
05/05/17	44906	FED1S	FEDERAL EXPRESS CORP	EXPRESS MAIL	59.09
05/05/17	44907	FIR20	FIRST ALARM	Monitoring Service 5/1/17 to 7/31/17	311.70
05/05/17	44907	FIR20	FIRST ALARM	Monitoring Service 5/1/17 to 7/31/17	574.80
05/05/17	44908	FIR10	FIRST ALARM SECURITY & PATROL, INC.	SECURITY SERVICES	2,100.00
05/05/17	44908	FIR10	FIRST ALARM SECURITY & PATROL, INC.	SECURITY SERVICES	4,066.40
05/05/17	44909	GFI10	GFI GENFARE	GFI FAREBOXES	284.66
05/05/17	44909	GFI10	GFI GENFARE	FAREBOX PARTS FY17	209.10
05/05/17	44909	GFI10	GFI GENFARE	FAREBOX PARTS FY17	343.25
05/05/17	44909	GFI10	GFI GENFARE	FAREBOX PARTS FY17	49.80
05/05/17	44909	GFI10	GFI GENFARE	FAREBOX PARTS FY17	241.55
05/05/17	44909	GFI10	GFI GENFARE	FAREBOX PARTS FY17	545.91
05/05/17	44909	GFI10	GFI GENFARE	FAREBOX PARTS FY17	453.74
05/05/17	44909	GFI10	GFI GENFARE	FAREBOX PARTS FY17	100.15

Board Report

MONTEREY - SALINAS TRANSIT

June 21, 2017 9:13 AM

Page 4

LLEE

Check Date	Check No.	No.	Name	Description	Amount (\$)
05/05/17	44917	GIL10	GILLIG LLC	2585	172.95
05/05/17	44917	GIL10	GILLIG LLC	2580	38.66
05/05/17	44917	GIL10	GILLIG LLC	2578	117.91
05/05/17	44917	GIL10	GILLIG LLC	2576	679.96
05/05/17	44917	GIL10	GILLIG LLC	2566	857.57
05/05/17	44917	GIL10	GILLIG LLC	2561	244.35
05/05/17	44917	GIL10	GILLIG LLC	2559	119.88
05/05/17	44917	GIL10	GILLIG LLC	2557	377.80
05/05/17	44917	GIL10	GILLIG LLC	2556	771.47
05/05/17	44917	GIL10	GILLIG LLC	2481	62.64
05/05/17	44917	GIL10	GILLIG LLC	2376	32.94
05/05/17	44917	GIL10	GILLIG LLC	1770	142.19
05/05/17	44917	GIL10	GILLIG LLC	1767	320.81
05/05/17	44917	GIL10	GILLIG LLC	1761	243.31
05/05/17	44917	GIL10	GILLIG LLC	1754	196.80
05/05/17	44917	GIL10	GILLIG LLC	1753	458.65
05/05/17	44917	GIL10	GILLIG LLC	1752	63.85
05/05/17	44917	GIL10	GILLIG LLC	1751	151.25
05/05/17	44917	GIL10	GILLIG LLC	1749	237.15
05/05/17	44917	GIL10	GILLIG LLC	1744	34.58
05/05/17	44917	GIL10	GILLIG LLC	1689	9.78
05/05/17	44917	GIL10	GILLIG LLC	1561	6.10
05/05/17	44917	GIL10	GILLIG LLC	1561	314.79
05/05/17	44917	GIL10	GILLIG LLC	1561	320.89
05/05/17	44917	GIL10	GILLIG LLC	1609	799.38
05/05/17	44917	GIL10	GILLIG LLC	1609	221.72
05/05/17	44917	GIL10	GILLIG LLC	2366	3.39
05/05/17	44917	GIL10	GILLIG LLC	2366	621.10
05/05/17	44917	GIL10	GILLIG LLC	2366	621.10
05/05/17	44917	GIL10	GILLIG LLC	2366	605.63
05/05/17	44917	GIL10	GILLIG LLC	2560	53.12
05/05/17	44917	GIL10	GILLIG LLC	2553	1,525.91
05/05/17	44917	GIL10	GILLIG LLC	2551	280.43
05/05/17	44917	GIL10	GILLIG LLC	2547	388.78
05/05/17	44917	GIL10	GILLIG LLC	2536	24.10
05/05/17	44917	GIL10	GILLIG LLC	2524	125.28
05/05/17	44917	GIL10	GILLIG LLC	2501	1,261.43
05/05/17	44917	GIL10	GILLIG LLC	2494	25.51
05/05/17	44917	GIL10	GILLIG LLC	2490	56.22
05/05/17	44917	GIL10	GILLIG LLC	2478	36.56
05/05/17	44917	GIL10	GILLIG LLC	2478	78.50
05/05/17	44917	GIL10	GILLIG LLC	2471	1,185.56
05/05/17	44917	GIL10	GILLIG LLC	2409	4,318.90
05/05/17	44917	GIL10	GILLIG LLC	2370	1,303.01
05/05/17	44917	GIL10	GILLIG LLC	2356	1,351.04
05/05/17	44917	GIL10	GILLIG LLC	2356	5.94
05/05/17	44917	GIL10	GILLIG LLC	2348	117.42
05/05/17	44917	GIL10	GILLIG LLC	2322	711.62

Board Report

MONTEREY - SALINAS TRANSIT

June 21, 2017 9:13 AM

Page 5

LLEE

Check Date	Check No.	No.	Name	Description	Amount (\$)
05/05/17	44917	GIL10	GILLIG LLC	2322	405.52
05/05/17	44917	GIL10	GILLIG LLC	2303	120.49
05/05/17	44917	GIL10	GILLIG LLC	2301	24.76
05/05/17	44917	GIL10	GILLIG LLC	2301	29.68
05/05/17	44917	GIL10	GILLIG LLC	2290	1,179.40
05/05/17	44917	GIL10	GILLIG LLC	1748	634.50
05/05/17	44917	GIL10	GILLIG LLC	1747	330.53
05/05/17	44917	GIL10	GILLIG LLC	1739	540.60
05/05/17	44917	GIL10	GILLIG LLC	1724	384.09
05/05/17	44917	GIL10	GILLIG LLC	1713	1.26
05/05/17	44917	GIL10	GILLIG LLC	1713	554.73
05/05/17	44917	GIL10	GILLIG LLC	1705	616.37
05/05/17	44917	GIL10	GILLIG LLC	1698	2,139.75
05/05/17	44917	GIL10	GILLIG LLC	1698	369.05
05/05/17	44917	GIL10	GILLIG LLC	1629	579.06
05/05/17	44917	GIL10	GILLIG LLC	1629	16.35
05/05/17	44917	GIL10	GILLIG LLC	1610	557.33
05/05/17	44917	GIL10	GILLIG LLC	1590	835.84
05/05/17	44917	GIL10	GILLIG LLC	1589	1,219.33
05/05/17	44917	GIL10	GILLIG LLC	1574	527.39
05/05/17	44917	GIL10	GILLIG LLC	1564	590.33
05/05/17	44917	GIL10	GILLIG LLC	1491	2,452.39
05/05/17	44917	GIL10	GILLIG LLC	1389	1,792.29
05/05/17	44917	GIL10	GILLIG LLC	1492	-135.16
05/05/17	44917	GIL10	GILLIG LLC	1740	-54.19
05/05/17	44917	GIL10	GILLIG LLC	1561	-321.99
05/05/17	44918	GOO1S	GOODYEAR TIRE - RUBBER CO	TIRE LEASE & SERVICE CONTRACT FY17	98.00
05/05/17	44918	GOO1S	GOODYEAR TIRE - RUBBER CO	TIRE LEASE & SERVICE CONTRACT FY17	553.76
05/05/17	44920	GRA30	GRAINGER	SHOP/MAINT SUPPLIES FY17	91.50
05/05/17	44920	GRA30	GRAINGER	SHOP/MAINT SUPPLIES FY17	45.17
05/05/17	44920	GRA30	GRAINGER	SHOP/MAINT SUPPLIES FY17	74.25
05/05/17	44920	GRA30	GRAINGER	SHOP/MAINT SUPPLIES FY17	99.85
05/05/17	44920	GRA30	GRAINGER	SHOP/MAINT SUPPLIES FY17	167.04
05/05/17	44920	GRA30	GRAINGER	SHOP/MAINT SUPPLIES FY17	15.74
05/05/17	44920	GRA30	GRAINGER	SHOP/MAINT SUPPLIES FY17	120.87
05/05/17	44920	GRA30	GRAINGER	SHOP/MAINT SUPPLIES FY17	50.03
05/05/17	44920	GRA30	GRAINGER	SHOP/MAINT SUPPLIES FY17	283.30
05/05/17	44920	GRA30	GRAINGER	SHOP/MAINT SUPPLIES FY17	167.99
05/05/17	44920	GRA30	GRAINGER	SHOP/MAINT SUPPLIES FY17	83.42
05/05/17	44920	GRA30	GRAINGER	SHOP/MAINT SUPPLIES FY17	963.77
05/05/17	44920	GRA30	GRAINGER	SHOP/MAINT SUPPLIES FY17	335.96
05/05/17	44920	GRA30	GRAINGER	SHOP/MAINT SUPPLIES FY17	372.85
05/05/17	44920	GRA30	GRAINGER	SHOP/MAINT SUPPLIES FY17	61.41
05/05/17	44920	GRA30	GRAINGER	SHOP/MAINT SUPPLIES FY17	61.85
05/05/17	44920	GRA30	GRAINGER	SHOP/MAINT SUPPLIES FY17	121.92
05/05/17	44920	GRA30	GRAINGER	SHOP/MAINT SUPPLIES FY17	12.54
05/05/17	44921	HOF20	HOFFMEYER COMPANY, INC.	1642	94.49
05/05/17	44921	HOF20	HOFFMEYER COMPANY, INC.	1642	191.11

Board Report

MONTEREY - SALINAS TRANSIT

June 21, 2017 9:13 AM

Page 6

LLEE

Check Date	Check No.	No.	Name	Description	Amount (\$)
05/05/17	44922	HOL31	HOLT DIST. & CLEAN AIR FILTER CO.	1745	172.25
05/05/17	44923	HYD20	HYDRO TURF INC.	LANDSCAPE SUPPLIES	72.98
05/05/17	44923	HYD20	HYDRO TURF INC.	LANDSCAPE SUPPLIES	148.62
05/05/17	44923	HYD20	HYDRO TURF INC.	LANDSCAPE SUPPLIES	34.11
05/05/17	44924	ICM10	ICMA RETIREMENT TRUST-457	EE CONTRIBUTIONS	1,861.53
05/05/17	44925	IMP10	IMPERIAL SUPPLIES LLC	SHOP SUPPLIES FY17	18.16
05/05/17	44925	IMP10	IMPERIAL SUPPLIES LLC	SHOP SUPPLIES FY17	92.91
05/05/17	44925	IMP10	IMPERIAL SUPPLIES LLC	SHOP SUPPLIES FY17	96.33
05/05/17	44925	IMP10	IMPERIAL SUPPLIES LLC	SHOP SUPPLIES FY17	443.10
05/05/17	44925	IMP10	IMPERIAL SUPPLIES LLC	SHOP SUPPLIES FY17	453.90
05/05/17	44925	IMP10	IMPERIAL SUPPLIES LLC	SHOP SUPPLIES FY17	340.47
05/05/17	44925	IMP10	IMPERIAL SUPPLIES LLC	SHOP SUPPLIES FY17	440.35
05/05/17	44926	INT10	INTEGRITY PRINTING SERVICE	PRINTING FY17	83.64
05/05/17	44926	INT10	INTEGRITY PRINTING SERVICE	PRINTING FY17	194.44
05/05/17	44927	INT80	INTERSTATE BATTERY SYSTEM	1755	165.02
05/05/17	44927	INT80	INTERSTATE BATTERY SYSTEM	1779	102.08
05/05/17	44927	INT80	INTERSTATE BATTERY SYSTEM	2460	398.71
05/05/17	44928	KEL20	KELLY-MOORE PAINT CO	PAINT SUPPLIES FY17	68.84
05/05/17	44929	LIF10	LIFT-U	2554	62.41
05/05/17	44930	LOR10	LORI LEE	CALCPA 2017-18 MEMBERSHIP /CPE DIRECT	614.59
05/05/17	44931	TWI1S	LUMINATOR HOLDING LP	Luminator repairs FY17	850.00
05/05/17	44932	ECC10	MARK ECCLES	TRAVEL REIMBURSEMENT	47.31
05/05/17	44933	MON21	MBS BUSINESS SYSTEMS	STAPLES	90.91
05/05/17	44934	MON21	MBS BUSINESS SYSTEMS	COPIER MAINTENANCE	520.76
05/05/17	44936	MCI2S	MCI SERVICE PARTS INC	2529	73.14
05/05/17	44936	MCI2S	MCI SERVICE PARTS INC	2579	255.38
05/05/17	44936	MCI2S	MCI SERVICE PARTS INC	2568	393.64
05/05/17	44936	MCI2S	MCI SERVICE PARTS INC	2540	54.38
05/05/17	44936	MCI2S	MCI SERVICE PARTS INC	2540	41.10
05/05/17	44936	MCI2S	MCI SERVICE PARTS INC	2491	201.51
05/05/17	44936	MCI2S	MCI SERVICE PARTS INC	2571	11.94
05/05/17	44936	MCI2S	MCI SERVICE PARTS INC	2571	254.31
05/05/17	44936	MCI2S	MCI SERVICE PARTS INC	2510	47.08
05/05/17	44936	MCI2S	MCI SERVICE PARTS INC	2510	9.72
05/05/17	44936	MCI2S	MCI SERVICE PARTS INC	2506	9.66
05/05/17	44936	MCI2S	MCI SERVICE PARTS INC	2479	155.29
05/05/17	44936	MCI2S	MCI SERVICE PARTS INC	2644	480.08
05/05/17	44936	MCI2S	MCI SERVICE PARTS INC	2610	249.31
05/05/17	44936	MCI2S	MCI SERVICE PARTS INC	2568	56.60
05/05/17	44936	MCI2S	MCI SERVICE PARTS INC	2568	175.52
05/05/17	44936	MCI2S	MCI SERVICE PARTS INC	2529	20.49
05/05/17	44936	MCI2S	MCI SERVICE PARTS INC	2529	17.18
05/05/17	44936	MCI2S	MCI SERVICE PARTS INC	2627	1.95
05/05/17	44937	MICLE1	MICHAEL LE BARRE	1 Night CTA Sprg Leg Conf May 16-17 Sacramen	64.00
05/05/17	44938	MON23	MONTEREY BAY URGENT CARE	PHYSICAL EXAMS FY17- TUITAVUKI, N	100.00
05/05/17	44939	MON40	MONTEREY COUNTY INFORMATION	RADIO REPAIRS	840.00
05/05/17	44940	MST10	MST EMPLOYEES ASSOC	DUES 1/5 - 4/22/17	545.00
05/05/17	44941	MVT11	MV TRANSPORTATION INC.	CONTRACT TRANSPORTATION	644,650.31

Board Report

MONTEREY - SALINAS TRANSIT

June 21, 2017 9:13 AM

Page 7

LLEE

Check Date	Check No.	No.	Name	Description	Amount (\$)
05/05/17	44942	MYC10	MY CHEVROLET, INC.	SUPPORT VEHICLE MAINT VEH 463	50.65
05/05/17	44943	MYN10	MY NISSAN KIA	2630	415.60
05/05/17	44944	STO40	NATIONAL STORMWATER CENTER	Stormwater Training- Sherman Upshaw	824.00
05/05/17	44945	NAV10	NAVIA BENEFIT SOLUTIONS	Jan - April 2017	7,760.13
05/05/17	44945	NAV10	NAVIA BENEFIT SOLUTIONS		271.50
05/05/17	44948	NORCAL	NORCAL KENWORTH SERVICE	2488	2,869.26
05/05/17	44948	NORCAL	NORCAL KENWORTH SERVICE	2472	28.17
05/05/17	44948	NORCAL	NORCAL KENWORTH SERVICE	2527	58.20
05/05/17	44948	NORCAL	NORCAL KENWORTH SERVICE	2562	117.72
05/05/17	44948	NORCAL	NORCAL KENWORTH SERVICE	REVENUE PARTS	15.57
05/05/17	44948	NORCAL	NORCAL KENWORTH SERVICE	REVENUE PARTS	12.23
05/05/17	44948	NORCAL	NORCAL KENWORTH SERVICE	2482	8.94
05/05/17	44948	NORCAL	NORCAL KENWORTH SERVICE	2497	158.41
05/05/17	44948	NORCAL	NORCAL KENWORTH SERVICE	2516	195.80
05/05/17	44948	NORCAL	NORCAL KENWORTH SERVICE	POR-12585	365.40
05/05/17	44948	NORCAL	NORCAL KENWORTH SERVICE	POR-12585	2,668.62
05/05/17	44948	NORCAL	NORCAL KENWORTH SERVICE	BUS 2019 AFTER TREATMENT REPAIR	3,199.24
05/05/17	44948	NORCAL	NORCAL KENWORTH SERVICE	2505	26.17
05/05/17	44948	NORCAL	NORCAL KENWORTH SERVICE	2601	116.63
05/05/17	44948	NORCAL	NORCAL KENWORTH SERVICE	1788	117.72
05/05/17	44948	NORCAL	NORCAL KENWORTH SERVICE	2495	121.27
05/05/17	44948	NORCAL	NORCAL KENWORTH SERVICE	2495	127.79
05/05/17	44948	NORCAL	NORCAL KENWORTH SERVICE	2488	897.35
05/05/17	44948	NORCAL	NORCAL KENWORTH SERVICE	1733	-1,050.53
05/05/17	44948	NORCAL	NORCAL KENWORTH SERVICE	1733 (por-12623)	3,165.70
05/05/17	44948	NORCAL	NORCAL KENWORTH SERVICE	1733 (por-12623)	1,050.53
05/05/17	44949	OKL10	OKLAHOMA DEPT OF HUMAN SVCS	GARNISH/2132	165.36
05/05/17	44950	PAC20	PACIFIC GAS AND ELECTRIC CO	UTILITIES	1,308.90
05/05/17	44951	PAC60	PACIFIC TRUCK PARTS INC	1760	48.82
05/05/17	44951	PAC60	PACIFIC TRUCK PARTS INC	2584	203.36
05/05/17	44951	PAC60	PACIFIC TRUCK PARTS INC	1765	206.45
05/05/17	44951	PAC60	PACIFIC TRUCK PARTS INC	2493	124.20
05/05/17	44951	PAC60	PACIFIC TRUCK PARTS INC	1763	46.28
05/05/17	44951	PAC60	PACIFIC TRUCK PARTS INC	1797	24.71
05/05/17	44951	PAC60	PACIFIC TRUCK PARTS INC	1805	123.55
05/05/17	44951	PAC60	PACIFIC TRUCK PARTS INC	1775	443.20
05/05/17	44952	PAC80	PACIFIC WEST WATER	WATER DISPENSER RENTAL	759.50
05/05/17	44953	PIN30	PINNACLE HEATHCARE HOLLISTER	PHYSICAL EXAMS- CASTOR, M	55.00
05/05/17	44953	PIN30	PINNACLE HEATHCARE HOLLISTER	PHYSICAL EXAMS- LLORIN, R	55.00
05/05/17	44954	PRE30	PREMIUM AUTO PARTS INC.	VEHICLE MAINT PARTS/SHOP SUPPLIES FY1	156.01
05/05/17	44954	PRE30	PREMIUM AUTO PARTS INC.	VEHICLE MAINT PARTS/SHOP SUPPLIES FY1	601.48
05/05/17	44954	PRE30	PREMIUM AUTO PARTS INC.	VEHICLE MAINT PARTS/SHOP SUPPLIES FY1	15.06
05/05/17	44954	PRE30	PREMIUM AUTO PARTS INC.	VEHICLE MAINT PARTS/SHOP SUPPLIES FY1	76.41
05/05/17	44954	PRE30	PREMIUM AUTO PARTS INC.	VEHICLE MAINT PARTS/SHOP SUPPLIES FY1	42.91
05/05/17	44955	QUA10	QUALITY WATER ENTERPRISES	DRINKING WATER SERVICE	30.10
05/05/17	44955	QUA10	QUALITY WATER ENTERPRISES	DRINKING WATER SERVICE	16.60
05/05/17	44956	RED20	RED WING SHOE STORE	SAFETY BOOTS FY17 - SAMAGANG, R	111.05
05/05/17	44957	SAF1S	SAFETY-KLEEN CORP	SOLVENT CLEANER SERVICE FY17	155.95

Board Report

MONTEREY - SALINAS TRANSIT

June 21, 2017 9:13 AM

Page 8

LLEE

Check Date	Check No.	No.	Name	Description	Amount (\$)
05/05/17	44958	SALTOY	SALINAS TOYOTA SCION HYUNDAI	SUPPORT VEHICLE REPAIR FY17 RU 51	738.71
05/05/17	44958	SALTOY	SALINAS TOYOTA SCION HYUNDAI	SUPPORT VEHICLE REPAIR FY17 RU 51	107.03
05/05/17	44958	SALTOY	SALINAS TOYOTA SCION HYUNDAI	SUPPORT VEHICLE REPAIR FY17 RU 51	275.85
05/05/17	44959	SAL50	SALINAS VALLEY FORD SLS	1762	87.74
05/05/17	44959	SAL50	SALINAS VALLEY FORD SLS	SUPPORT VEHICLE PARTS/REPAIRS FY17	440.72
05/05/17	44960	PRO70	SALINAS VALLEY PRO SQUAD	Coach Operator Uniforms	3,058.70
05/05/17	44960	PRO70	SALINAS VALLEY PRO SQUAD	GOMEZ - MOBILITY	308.58
05/05/17	44961	COA50	SC FUELS	DIESEL FOR CJW	15,527.74
05/05/17	44962	COA51	SC FUELS	FUEL-SHIP TO MV	8,246.41
05/05/17	44962	COA51	SC FUELS	FUEL-SHIP TO MV	7,700.37
05/05/17	44963	SCF10	SC FUELS	DIESEL FOR JLW FY17	471.14
05/05/17	44963	SCF10	SC FUELS	DIESEL FOR JLW FY17	4,724.41
05/05/17	44963	SCF10	SC FUELS	DIESEL FOR JLW FY17	4,758.60
05/05/17	44963	SCF10	SC FUELS	DIESEL FOR JLW FY17	2,543.40
05/05/17	44963	SCF10	SC FUELS	DIESEL FOR JLW FY17	2,395.60
05/05/17	44963	SCF10	SC FUELS	DIESEL FOR JLW FY17	4,747.70
05/05/17	44963	SCF10	SC FUELS	DIESEL FOR JLW FY17	4,027.17
05/05/17	44963	SCF10	SC FUELS	DIESEL FOR JLW FY17	2,399.37
05/05/17	44964	SPE10	SPECTRUM AUTO	Body repair bus 1724	3,154.42
05/05/17	44965	SPO1S	SPORTWORKS NORTHWEST INC	1697	1,565.01
05/05/17	44965	SPO1S	SPORTWORKS NORTHWEST INC	1481	1,582.18
05/05/17	44966	SPR20	SPRINGBOARD	MARKETING SERVICES	500.00
05/05/17	44967	SPR10	SPRINT	CELL PHONE SERVICE	468.11
05/05/17	44968	SAL35	SSB CONSTRUCTION	EQUIPMENT MAINT/REPAIRS	13,802.02
05/05/17	44969	STA2S	STAPLES ADVANTAGE	OFFICE SUPPLIES FY17	174.63
05/05/17	44969	STA2S	STAPLES ADVANTAGE	OFFICE SUPPLIES FY17	12.59
05/05/17	44969	STA2S	STAPLES ADVANTAGE	OFFICE SUPPLIES FY17	70.63
05/05/17	44970	STA90	STATE WATER RESOURCES	ANNUAL STORM WATER FEES	1,676.00
05/05/17	44971	TEC20	TEC OF CALIFORNIA, INC.	2558	535.75
05/05/17	44971	TEC20	TEC OF CALIFORNIA, INC.	2574	10,100.27
05/05/17	44972	TEL2S	TELEPHONETICS INC	MUSIC ON HOLD SERVICE	99.98
05/05/17	44973	THE70	THERMO KING OF SALINAS IN	VEHICLE MAINT PARTS (1123)	830.40
05/05/17	44973	THE70	THERMO KING OF SALINAS IN	A/C Maintenance & Repair	686.37
05/05/17	44974	WAL2S	THOMAS WALTERS AND ASSOC INC	WASH DC CONSULTANT	5,135.85
05/05/17	44975	TIM40	TIMPAC INC	TIME CLOCK REPAIRS	126.91
05/05/17	44976	TIM20	TIMS GARDENING SERVICE	LANDSCAPING SERVICES FY17	1,188.00
05/05/17	44977	TIM20	TIMS GARDENING SERVICE	LANDSCAPING SERVICES FY17	555.00
05/05/17	44978	TRA80	Trapeze Software Group		24,351.00
05/05/17	44979	UNI70	UNITED SITE SERVICES	RESTROOM TRAILER RENTAL JLW & STC	5,427.75
05/05/17	44980	VAL25	VALLEY FABRICATION, INC	FABRICATION/REPAIRS	45.23
05/05/17	44980	VAL25	VALLEY FABRICATION, INC	FABRICATION/REPAIRS	82.98
05/05/17	44980	VAL25	VALLEY FABRICATION, INC	FABRICATION/REPAIRS	34.00
05/05/17	44981	VAL20	VALLEY PACIFIC PETROLEUM	LUBRICANTS FY17	3,490.99
05/05/17	44981	VAL20	VALLEY PACIFIC PETROLEUM	LUBRICANTS FY17	9,660.73
05/05/17	44981	VAL20	VALLEY PACIFIC PETROLEUM	LUBRICANTS FY17	243.17
05/05/17	44981	VAL20	VALLEY PACIFIC PETROLEUM	LUBRICANTS FY17	430.12
05/05/17	44981	VAL20	VALLEY PACIFIC PETROLEUM	LUBRICANTS FY17	18.74
05/05/17	44981	VAL20	VALLEY PACIFIC PETROLEUM	LUBRICANTS FY17	398.51

Board Report

MONTEREY - SALINAS TRANSIT

June 21, 2017 9:13 AM

Page 9

LLEE

Check Date	Check No.	No.	Name	Description	Amount (\$)
05/05/17	44981	VAL20	VALLEY PACIFIC PETROLEUM	LUBRICANTS	260.10
05/05/17	44981	VAL20	VALLEY PACIFIC PETROLEUM	LUBRICANTS	261.00
05/05/17	44983	VAL60	VALLEY POWER SYSTEMS INC	2593	277.33
05/05/17	44983	VAL60	VALLEY POWER SYSTEMS INC	2530	175.74
05/05/17	44983	VAL60	VALLEY POWER SYSTEMS INC	2564	91.07
05/05/17	44983	VAL60	VALLEY POWER SYSTEMS INC	2555	47.12
05/05/17	44983	VAL60	VALLEY POWER SYSTEMS INC	1759	162.87
05/05/17	44983	VAL60	VALLEY POWER SYSTEMS INC	1746	12.56
05/05/17	44983	VAL60	VALLEY POWER SYSTEMS INC	1716	48.32
05/05/17	44983	VAL60	VALLEY POWER SYSTEMS INC	1766	104.13
05/05/17	44983	VAL60	VALLEY POWER SYSTEMS INC	1746	91.23
05/05/17	44983	VAL60	VALLEY POWER SYSTEMS INC	2622	226.79
05/05/17	44983	VAL60	VALLEY POWER SYSTEMS INC	2583	88.28
05/05/17	44983	VAL60	VALLEY POWER SYSTEMS INC	1801	473.93
05/05/17	44983	VAL60	VALLEY POWER SYSTEMS INC	1787	227.39
05/05/17	44983	VAL60	VALLEY POWER SYSTEMS INC	1783	117.72
05/05/17	44983	VAL60	VALLEY POWER SYSTEMS INC	1759	75.71
05/05/17	44983	VAL60	VALLEY POWER SYSTEMS INC	2590	190.30
05/05/17	44984	VER40	VERIZON WIRELESS	WIRELESS SERVICE	1,843.47
05/05/17	44984	VER40	VERIZON WIRELESS	WIRELESS SERVICE	243.31
05/05/17	44985	VIC10	VICTORY TOYOTA/ LEXUS MONTEREY P	SUPPORT VEHICLE MAINTENANCE/repairs	311.34
05/05/17	44986	WOR55	WORK WORLD AMERICA INC	SAFETY BOOTS - SCOTT, P	120.15
05/05/17	44987	SNO80	SNOW WHITE CUSTODIAL SRV	JANITORIAL SERVICES MARCH 2017	19,890.00
05/05/17	44988	SNO80	SNOW WHITE CUSTODIAL SRV	JANITORIAL SERVICES APRIL 2017	19,890.00
					1,309,755.02
05/09/17	44989	VEL20	ANNA M. VELAZQUEZ	DIRECTOR FEES MAY 2017 Feb-Jun 2017	100.00
05/09/17	44990	VEL21	ANNA M. VELAZQUEZ	TRAVEL REIMBURSEMENT	38.63
05/09/17	44991	CARHA1	CAROLYN D. HARDY	MILEAGE REIMBURSEMENT	9.74
05/09/17	44992	CARHAR	CAROLYN D. HARDY	DIRECTOR FEE FY 17 MAY 2017	100.00
05/09/17	44992	CARHAR	CAROLYN D. HARDY	DIRECTOR FEE RTA	50.00
05/09/17	44993	ALB20	DANIEL T. ALBERT	DIRECTOR FEES MAY 2017	100.00
05/09/17	44993	ALB20	DANIEL T. ALBERT	DIRECTOR FEES RTA	50.00
05/09/17	44994	ALB21	DANIEL T. ALBERT	MILEAGE BOARD TRAVEL	6.21
05/09/17	44995	DAVPA1	DAVID PACHECO	TRAVEL REIMBURSEMENT	3.96
05/09/17	44996	DAVPAC	DAVID PACHECO	DIRECTOR FEES FY 17 MAY 2017	100.00
05/09/17	44996	DAVPAC	DAVID PACHECO	DIRECTOR FEE RTA	50.00
05/09/17	44997	FRAOC1	FRANCIS O CONNELL	TRAVEL REIMBURSEMENT	10.49
05/09/17	44998	FRAOCO	FRANCIS O CONNELL	DIRECTORS FEES FY 17 MAY 2017	100.00
05/09/17	44998	FRAOCO	FRANCIS O CONNELL	DIRECTORS FEES RTA	50.00
05/09/17	44999	KENCU1	KENNETH E. CUNEO	BOARD TRAVEL	8.67
05/09/17	45000	KENCUN	KENNETH E. CUNEO	DIRECTOR FEES MAY 2017	100.00
05/09/17	45000	KENCUN	KENNETH E. CUNEO	DIRECTOR FEES RTA	50.00
05/09/17	45001	ALE20	LUIS ALEJO	DIRECTOR FEES MAY 2017	100.00
05/09/17	45001	ALE20	LUIS ALEJO	DIRECTOR FEES RTA	50.00
05/09/17	45002	ALE21	LUIS ALEJO	MILEAGE BOARD MEETINGS	14.45
05/09/17	45003	CAR65	MARY ANN CARBONE	DIRECTOR FEES MAY 2017	100.00

Board Report

MONTEREY - SALINAS TRANSIT

June 21, 2017 9:13 AM

Page 10

LLEE

Check Date	Check No.	No.	Name	Description	Amount (\$)
05/09/17	45003	CAR65	MARY ANN CARBONE	DIRECTOR FEES RTA	50.00
05/09/17	45004	CAR66	MARY ANN CARBONE	BOARD TRAVEL	4.82
05/09/17	45005	LEF10	MARY ANN LEFFEL	DIRECTOR FEES RTA	50.00
05/09/17	45006	MICLE1	MICHAEL LE BARRE	TRAVEL REIMBURSEMENT	62.49
05/09/17	45007	MICLEB	MICHAEL Le BARRE	DIRECTOR FEES MAY 2017	100.00
05/09/17	45008	PATLIN	PAT LINTELL	DIRECTOR FEES MAY 2017	100.00
05/09/17	45008	PATLIN	PAT LINTELL	MILEAGE REIMBURSEMENT	2.46
05/09/17	45008	PATLIN	PAT LINTELL	DIRECTOR FEES RTA	50.00
05/09/17	45009	ROBBO1	ROBERT BONINCONTRI	TRAVEL REIMBURSEMENT	27.93
05/09/17	45010	ROBBON	ROBERT BONINCONTRI	DIRECTOR FEES MAY 2017 (Dec - June).	100.00
05/09/17	45011	BAR50	TONY BARRERA	DIRECTORS FEES MAY 2017	100.00
05/09/17	45011	BAR50	TONY BARRERA	DIRECTORS FEES RTA	50.00
05/09/17	45012	BAR51	TONY BARRERA	TRAVEL REIMBURSEMENT	14.34
05/09/17	45013	CASH	CASH	DEPOSIT TO WFB 3036189193	200.00
					2,104.19
05/12/17	45014	ACS10	A & C SIGNS	bus 1127	2.19
05/12/17	45015	ACC40	ACCURATE BACKGROUND, INC	Background Checks Apr 1 -30, 2017	78.90
05/12/17	45016	AME01	AMERI PRIDE SERVICES, INC.	UNIFORM LAUNDRY SERVICES FY17	33.65
05/12/17	45016	AME01	AMERI PRIDE SERVICES, INC.	UNIFORM LAUNDRY SERVICES FY17	33.65
05/12/17	45016	AME01	AMERI PRIDE SERVICES, INC.	UNIFORM SERVICES FY17	445.95
05/12/17	45016	AME01	AMERI PRIDE SERVICES, INC.	UNIFORM SERVICES FY17	623.92
05/12/17	45016	AME01	AMERI PRIDE SERVICES, INC.	UNIFORM SERVICES FY17	542.92
05/12/17	45017	AME50	AMERICAN SUPPLY COMPANY	SUPPLIES FY17	537.73
05/12/17	45017	AME50	AMERICAN SUPPLY COMPANY	SUPPLIES FY17	144.10
05/12/17	45017	AME50	AMERICAN SUPPLY COMPANY	SUPPLIES FY17	40.30
05/12/17	45017	AME50	AMERICAN SUPPLY COMPANY	SUPPLIES FY17	110.98
05/12/17	45017	AME50	AMERICAN SUPPLY COMPANY	SUPPLIES FY17	152.43
05/12/17	45018	AMS15	AMSTERDAM PRINTING & LITHO	Black Roller Pens- Giveaway	1,150.73
05/12/17	45019	APE10	ASAP SIGNS & PRINTING	ENGRAVED NAME PLATES	26.77
05/12/17	45019	APE10	ASAP SIGNS & PRINTING	ENGRAVED NAME PLATES	13.38
05/12/17	45020	NOV10	BILL'S WINDSHIELD REPAIR	WINDSHIELD REPAIRS 4503	49.00
05/12/17	45021	BRI15	BRINK'S, INC.	ARMORED CAR SERVICE	3.37
05/12/17	45021	BRI15	BRINK'S, INC.	ARMORED CAR SERVICE	3,866.65
05/12/17	45022	CSC10	C S C OF SALINAS	SHOP SUPPLIES/VEHICLE PARTS FY17	62.14
05/12/17	45022	CSC10	C S C OF SALINAS	SHOP SUPPLIES/VEHICLE PARTS FY17	237.00
05/12/17	45022	CSC10	C S C OF SALINAS	SHOP SUPPLIES/VEHICLE PARTS FY17	22.46
05/12/17	45023	CAL20	CAL-AM WATER CO	WATER SERVICE	84.43
05/12/17	45024	CAL82	CALIFORNIA TRANSPORT LLC	TOWING FY17 unit 4504	812.50
05/12/17	45025	CAL92	CALIFORNIA WATER SERV CO	WATER SERVICE	27.87
05/12/17	45026	CAR2W	CARLON'S FIRE EXTINGUISHER	FIRST AID/FIRE EXT-FY17	536.58
05/12/17	45027	CLE20	CLEAR BLU ENVIRONMENTAL	STEAM CLEANER EQUIPMENT MAINT.	603.48
05/12/17	45028	COM10	COMMERCIAL TRUCK CO.	1808	75.21
05/12/17	45028	COM10	COMMERCIAL TRUCK CO.	1822	190.53
05/12/17	45028	COM10	COMMERCIAL TRUCK CO.	1821	140.37
05/12/17	45028	COM10	COMMERCIAL TRUCK CO.	1814	100.79
05/12/17	45028	COM10	COMMERCIAL TRUCK CO.	2665	184.96

Board Report

MONTEREY - SALINAS TRANSIT

June 21, 2017 9:13 AM

Page 11

LLEE

Check Date	Check No.	No.	Name	Description	Amount (\$)
05/12/17	45028	COM10	COMMERCIAL TRUCK CO.	2689	362.96
05/12/17	45028	COM10	COMMERCIAL TRUCK CO.	2688	351.52
05/12/17	45028	COM10	COMMERCIAL TRUCK CO.	2674	358.04
05/12/17	45028	COM10	COMMERCIAL TRUCK CO.	1843	103.94
05/12/17	45028	COM10	COMMERCIAL TRUCK CO.	1837	213.85
05/12/17	45029	CON50	CONSOLIDATED ELECTRICAL	BLDG MAINT SUPPLIES FY17	143.07
05/12/17	45030	CON65	CONTE'S GENERATOR SERVICE	GENERATOR SERVICE & REPAIR FY17	2,700.00
05/12/17	45030	CON65	CONTE'S GENERATOR SERVICE	GENERATOR RENTAL JLW/TDA	2,549.90
05/12/17	45031	WIL30	D D WILLIAMS EQUIPMENT CO	2686	250.00
05/12/17	45031	WIL30	D D WILLIAMS EQUIPMENT CO	2701	250.00
05/12/17	45031	WIL30	D D WILLIAMS EQUIPMENT CO	1833	250.00
05/12/17	45031	WIL30	D D WILLIAMS EQUIPMENT CO	1832	250.00
05/12/17	45032	DUN10	DUNN-EDWARDS CORPORATION	PAINTING SUPPLIES	100.19
05/12/17	45032	DUN10	DUNN-EDWARDS CORPORATION	PAINTING SUPPLIES	90.59
05/12/17	45033	EBJ1S	EB JACOBS LLC	RECRUITMENT SERVICES	110.00
05/12/17	45034	ELM10	ELMERS AUTO PARTS	PARTS/SHOP SUPPLIES	20.81
05/12/17	45035	FAS20	FASTENAL COMPANY	MAINT SUPPLIES/VEH MAINT PARTS FY17	47.81
05/12/17	45035	FAS20	FASTENAL COMPANY	MAINT SUPPLIES/VEH MAINT PARTS FY17	253.00
05/12/17	45035	FAS20	FASTENAL COMPANY	MAINT SUPPLIES/VEH MAINT PARTS FY17	7.93
05/12/17	45035	FAS20	FASTENAL COMPANY	MAINT SUPPLIES/VEH MAINT PARTS FY17	347.06
05/12/17	45036	GFI10	GFI GENFARE	FAREBOX PARTS FY17	370.94
05/12/17	45041	GIL10	GILLIG LLC	2673	981.49
05/12/17	45041	GIL10	GILLIG LLC	2672	396.83
05/12/17	45041	GIL10	GILLIG LLC	2668	650.76
05/12/17	45041	GIL10	GILLIG LLC	2666	134.73
05/12/17	45041	GIL10	GILLIG LLC	2663	557.26
05/12/17	45041	GIL10	GILLIG LLC	2660	304.43
05/12/17	45041	GIL10	GILLIG LLC	2659	307.86
05/12/17	45041	GIL10	GILLIG LLC	2656	60.70
05/12/17	45041	GIL10	GILLIG LLC	2653	79.06
05/12/17	45041	GIL10	GILLIG LLC	2625	35.67
05/12/17	45041	GIL10	GILLIG LLC	2621	48.22
05/12/17	45041	GIL10	GILLIG LLC	2609	528.22
05/12/17	45041	GIL10	GILLIG LLC	2608	674.27
05/12/17	45041	GIL10	GILLIG LLC	2605	146.01
05/12/17	45041	GIL10	GILLIG LLC	2600	172.62
05/12/17	45041	GIL10	GILLIG LLC	2594	28.17
05/12/17	45041	GIL10	GILLIG LLC	2592	542.81
05/12/17	45041	GIL10	GILLIG LLC	2587	868.91
05/12/17	45041	GIL10	GILLIG LLC	2581	218.70
05/12/17	45041	GIL10	GILLIG LLC	2548	9.77
05/12/17	45041	GIL10	GILLIG LLC	2524	31.69
05/12/17	45041	GIL10	GILLIG LLC	2494	16.31
05/12/17	45041	GIL10	GILLIG LLC	2391	788.05
05/12/17	45041	GIL10	GILLIG LLC	1811	288.27
05/12/17	45041	GIL10	GILLIG LLC	1807	147.27
05/12/17	45041	GIL10	GILLIG LLC	1806	288.54
05/12/17	45041	GIL10	GILLIG LLC	1800	403.57

Board Report

MONTEREY - SALINAS TRANSIT

June 21, 2017 9:13 AM

Page 12

LLEE

Check Date	Check No.	No.	Name	Description	Amount (\$)
05/12/17	45041	GIL10	GILLIG LLC	1795	424.73
05/12/17	45041	GIL10	GILLIG LLC	1794	102.80
05/12/17	45041	GIL10	GILLIG LLC	1781	82.76
05/12/17	45041	GIL10	GILLIG LLC	1777	429.21
05/12/17	45041	GIL10	GILLIG LLC	1768	403.57
05/12/17	45041	GIL10	GILLIG LLC	1767	84.69
05/12/17	45041	GIL10	GILLIG LLC	1751	46.11
05/12/17	45041	GIL10	GILLIG LLC	1744	65.55
05/12/17	45041	GIL10	GILLIG LLC	1734	84.69
05/12/17	45041	GIL10	GILLIG LLC	1734	369.05
05/12/17	45041	GIL10	GILLIG LLC	1693	54.63
05/12/17	45041	GIL10	GILLIG LLC	1678	27.31
05/12/17	45041	GIL10	GILLIG LLC	2494	34.67
05/12/17	45041	GIL10	GILLIG LLC	2487	176.72
05/12/17	45041	GIL10	GILLIG LLC	2692	76.52
05/12/17	45041	GIL10	GILLIG LLC	2683	135.85
05/12/17	45041	GIL10	GILLIG LLC	1840	73.24
05/12/17	45041	GIL10	GILLIG LLC	1830	321.20
05/12/17	45042	GRA30	GRAINGER	SHOP/MAINT SUPPLIES FY17	371.57
05/12/17	45042	GRA30	GRAINGER	SHOP/MAINT SUPPLIES FY17	306.22
05/12/17	45043	GRE50	GREEN VALLEY INDUSTRIAL SUPPLY INC	FY17 BUILDING AND EQUIPMENT MAINT	189.13
05/12/17	45043	GRE50	GREEN VALLEY INDUSTRIAL SUPPLY INC	1836	8.19
05/12/17	45044	GRE60	GREENWASTE RECOVERY, INC.	MTX WASTE DISPOSAL	232.30
05/12/17	45045	HYD20	HYDRO TURF INC.	LANDSCAPE SUPPLIES	8.50
05/12/17	45046	IMP10	IMPERIAL SUPPLIES LLC	SHOP SUPPLIES FY17	368.45
05/12/17	45047	JOH20	JOHNSON ASSOCIATES	VEHICLE/TRAILER MAINT PARTS	80.85
05/12/17	45048	LIF10	LIFT-U	2658	72.42
05/12/17	45049	MCI2S	MCI SERVICE PARTS INC	2664	403.74
05/12/17	45049	MCI2S	MCI SERVICE PARTS INC	2649	641.65
05/12/17	45049	MCI2S	MCI SERVICE PARTS INC	2596	16.94
05/12/17	45049	MCI2S	MCI SERVICE PARTS INC	2458	298.49
05/12/17	45049	MCI2S	MCI SERVICE PARTS INC	2661	362.25
05/12/17	45050	MON41	MONTEREY COUNTY HERALD	LEGAL ADVERTISING- PUBLIC HEARING NOTI	215.92
05/12/17	45051	MON50	MONTEREY REGIONAL WASTE	WASTE DISPOSAL	15.00
05/12/17	45052	MON51	MONTEREY REGIONAL WATER	SEWER SERVICE	29.92
05/12/17	45052	MON51	MONTEREY REGIONAL WATER	SEWER SERVICE	59.84
05/12/17	45053	NORCAL	NORCAL KENWORTH SERVICE	2652	77.56
05/12/17	45054	PAC20	PACIFIC GAS AND ELECTRIC CO	UTILITIES	281.73
05/12/17	45055	PAC60	PACIFIC TRUCK PARTS INC	1815	58.71
05/12/17	45055	PAC60	PACIFIC TRUCK PARTS INC	1810	31.75
05/12/17	45055	PAC60	PACIFIC TRUCK PARTS INC	2662	586.83
05/12/17	45055	PAC60	PACIFIC TRUCK PARTS INC	1816	21.37
05/12/17	45055	PAC60	PACIFIC TRUCK PARTS INC	1838	90.97
05/12/17	45055	PAC60	PACIFIC TRUCK PARTS INC	1829	636.25
05/12/17	45055	PAC60	PACIFIC TRUCK PARTS INC	2676	954.37
05/12/17	45056	PRE30	PREMIUM AUTO PARTS INC.	VEHICLE MAINT PARTS/SHOP SUPPLIES FY1	23.52
05/12/17	45056	PRE30	PREMIUM AUTO PARTS INC.	VEHICLE MAINT PARTS/SHOP SUPPLIES FY1	158.51
05/12/17	45056	PRE30	PREMIUM AUTO PARTS INC.	VEHICLE MAINT PARTS/SHOP SUPPLIES FY1	93.03

Board Report

MONTEREY - SALINAS TRANSIT

June 21, 2017 9:13 AM

Page 13

LLEE

Check Date	Check No.	No.	Name	Description	Amount (\$)
05/12/17	45056	PRE30	PREMIUM AUTO PARTS INC.	VEHICLE MAINT PARTS/SHOP SUPPLIES FY1	30.13
05/12/17	45056	PRE30	PREMIUM AUTO PARTS INC.	VEHICLE MAINT PARTS/SHOP SUPPLIES	-0.74
05/12/17	45057	TUN10	RANDY TUNNELL PHOTOGRAPHY	MARKETING SERVICES	640.00
05/12/17	45058	BRO60	REPUBLIC SERVICES	WASTE DISPOSAL SERVICES	789.85
05/12/17	45058	BRO60	REPUBLIC SERVICES	WASTE DISPOSAL SERVICES	125.42
05/12/17	45059	COA50	SC FUELS	DIESEL FOR CJW	14,742.97
05/12/17	45059	COA50	SC FUELS	DIESEL FOR CJW	14,392.11
05/12/17	45059	COA50	SC FUELS	DIESEL FOR CJW	13,501.89
05/12/17	45060	COA51	SC FUELS	FUEL-SHIP TO MV	9,208.78
05/12/17	45060	COA51	SC FUELS	FUEL-SHIP TO MV	8,554.51
05/12/17	45060	COA51	SC FUELS	FUEL-SHIP TO MV	7,836.38
05/12/17	45060	COA51	SC FUELS	FUEL-SHIP TO MV	5,791.65
05/12/17	45060	COA51	SC FUELS	FUEL-SHIP TO MV	7,746.33
05/12/17	45062	SCF10	SC FUELS	GASOLINE/LUBRICANTS DEF FOR CJW	477.70
05/12/17	45062	SCF10	SC FUELS	GASOLINE/LUBRICANTS DEF FOR CJW	1,684.44
05/12/17	45062	SCF10	SC FUELS	GASOLINE/LUBRICANTS DEF FOR CJW	1,452.03
05/12/17	45062	SCF10	SC FUELS	DIESEL FOR JLW FY17	3,968.10
05/12/17	45062	SCF10	SC FUELS	DIESEL FOR JLW FY17	4,883.26
05/12/17	45062	SCF10	SC FUELS	DIESEL FOR JLW FY17	5,329.64
05/12/17	45062	SCF10	SC FUELS	DIESEL FOR JLW FY17	4,041.80
05/12/17	45062	SCF10	SC FUELS	DIESEL FOR JLW FY17	5,203.39
05/12/17	45062	SCF10	SC FUELS	DIESEL FOR JLW FY17	5,026.96
05/12/17	45062	SCF10	SC FUELS	DIESEL FOR JLW FY17	3,641.40
05/12/17	45062	SCF10	SC FUELS	DIESEL FOR JLW FY17	4,499.54
05/12/17	45062	SCF10	SC FUELS	DIESEL FOR JLW FY17	2,337.17
05/12/17	45062	SCF10	SC FUELS	DIESEL FOR JLW FY17	4,823.57
05/12/17	45062	SCF10	SC FUELS	DIESEL FOR JLW FY17	4,532.53
05/12/17	45063	SPR20	SPRINGBOARD	RealTime Brochure	3,250.00
05/12/17	45063	SPR20	SPRINGBOARD	MARKETING SERVICES	250.00
05/12/17	45063	SPR20	SPRINGBOARD	MARKETING SERVICES	700.00
05/12/17	45063	SPR20	SPRINGBOARD	MARKETING SERVICES	125.00
05/12/17	45063	SPR20	SPRINGBOARD	MARKETING SERVICES	2,750.00
05/12/17	45063	SPR20	SPRINGBOARD	MARKETING SERVICES	1,875.00
05/12/17	45064	SUN10	SUNSTAR MEDIA	Monthly Services FY17	275.00
05/12/17	45065	TAR10	TARGET PEST CONTROL, INC.	PEST CONTROL	40.00
05/12/17	45066	SHE10	SHERWIN-WILLIAMS CO	PAINTING SUPPLIES	90.94
05/12/17	45067	TIM20	TIMS GARDENING SERVICE	LANDSCAPING SERVICES FY17	1,725.00
05/12/17	45068	TOY10	TOYOTA MATERIAL HANDLING NORTH. C	EQUIPMENT MAINTENANCE	1,748.20
05/12/17	45069	FERTRI	TRICIA FERRANTE	May 22-26 CDL Training 4 nts Sacramento	256.00
05/12/17	45070	UNI20	UNITED PARCEL SERVICE	FREIGHT	677.14
05/12/17	45071	VAL25	VALLEY FABRICATION, INC	FABRICATION/REPAIRS	1,479.36
05/12/17	45072	VAL20	VALLEY PACIFIC PETROLEUM	LUBRICANTS FY17	1,177.80
05/12/17	45072	VAL20	VALLEY PACIFIC PETROLEUM	LUBRICANTS FY17	1,197.67
05/12/17	45073	VAL60	VALLEY POWER SYSTEMS INC	2657	135.49
05/12/17	45074	VER40	VERIZON WIRELESS	WIRELESS SERVICE	159.03
05/12/17	45075	WHI10	WHITSON ENGINEERS	TDA SITE SURVEY & INSPECTIONS	1,967.00

Board Report

MONTEREY - SALINAS TRANSIT

June 21, 2017 9:13 AM

Page 14

LLEE

Check Date	Check No.	No.	Name	Description	Amount (\$)
					193,605.46
05/19/17	45076	A&BFIR	A & B FIRE PROTECTION	SAFETY SUPPLIES FY17	1,129.10
05/19/17	45077	BOY10	AECOM TECHNICAL SERVICES INC	REHAB & ENOVATE TDA 8/20/16-1/31/17	54,466.00
05/19/17	45078	AFLAC	AFLAC	SUPPLEMENTAL INS APRIL	6,538.34
05/19/17	45079	AMA10	AMALGAMATED TRANSIT UNION	UNION DUES	14,546.91
05/19/17	45080	AME01	AMERI PRIDE SERVICES, INC.	UNIFORM LAUNDRY SERVICES FY17	219.18
05/19/17	45080	AME01	AMERI PRIDE SERVICES, INC.	UNIFORM SERVICES FY17	589.28
05/19/17	45080	AME01	AMERI PRIDE SERVICES, INC.	UNIFORM LAUNDRY SERVICES FY17	33.65
05/19/17	45081	AME8S	AMERICAN SEATING COMPANY	2616	39.90
05/19/17	45082	AME50	AMERICAN SUPPLY COMPANY	SUPPLIES FY17	4.48
05/19/17	45082	AME50	AMERICAN SUPPLY COMPANY	SUPPLIES FY17	101.38
05/19/17	45083	RUI10	ANGELINA RUIZ	TUITION REIMBURSEMENT	315.68
05/19/17	45084	THO20	ANTOINETTE THOMPSON	GARNISH/1729	386.77
05/19/17	45085	ATT10	AT&T	TELEPHONE SERVICE	143.88
05/19/17	45086	ATT16	AT&T CALNET	PHONE SERVICE	643.62
05/19/17	45086	ATT16	AT&T CALNET	PHONE SERVICE	2,233.80
05/19/17	45087	BAT20	BATTERY SYSTEMS INC	1813	862.00
05/19/17	45088	BILFAN	BILL FANNIN FENCING & GATES	GATE & FENCE REPAIR FY17	140.00
05/19/17	45089	NOV10	BILL'S WINDSHIELD REPAIR	WINDSHIELD REPAIRS bus 2103	49.00
05/19/17	45089	NOV10	BILL'S WINDSHIELD REPAIR	WINDSHIELD REPAIRS bus 1722	49.00
05/19/17	45089	NOV10	BILL'S WINDSHIELD REPAIR	WINDSHIELD REPAIRS bus 2101	49.00
05/19/17	45089	NOV10	BILL'S WINDSHIELD REPAIR	WINDSHIELD REPAIRS bus 1803	49.00
05/19/17	45090	CSC10	C S C OF SALINAS	SHOP SUPPLIES/VEHICLE PARTS FY17	619.73
05/19/17	45090	CSC10	C S C OF SALINAS	SHOP SUPPLIES/VEHICLE PARTS FY17	5.68
05/19/17	45090	CSC10	C S C OF SALINAS	SHOP SUPPLIES/VEHICLE PARTS FY17	24.33
05/19/17	45091	CAL84	CALIF TRANSIT INS POOL	Deductibles for 4/01/17 to 4/30/17	1,815.58
05/19/17	45092	CAL92	CALIFORNIA WATER SERV CO	WATER SERVICE	93.00
05/19/17	45093	SED50	CARL SEDORYK	3 nts June 8-11 APTA Board of Directors, Baltimo	207.00
05/19/17	45094	CAR2W	CARLON'S FIRE EXTINGUISHER	FIRST AID/FIRE EXT-FY17	352.06
05/19/17	45094	CAR2W	CARLON'S FIRE EXTINGUISHER	FIRST AID/FIRE EXT-FY17	137.22
05/19/17	45094	CAR2W	CARLON'S FIRE EXTINGUISHER	FIRST AID/FIRE EXT-FY17	126.98
05/19/17	45096	COM10	COMMERCIAL TRUCK CO.	1845	909.94
05/19/17	45096	COM10	COMMERCIAL TRUCK CO.	1839	812.14
05/19/17	45096	COM10	COMMERCIAL TRUCK CO.	1826	106.51
05/19/17	45096	COM10	COMMERCIAL TRUCK CO.	2713	883.78
05/19/17	45096	COM10	COMMERCIAL TRUCK CO.	1855	144.34
05/19/17	45096	COM10	COMMERCIAL TRUCK CO.	2669	133.77
05/19/17	45096	COM10	COMMERCIAL TRUCK CO.	2740	143.50
05/19/17	45096	COM10	COMMERCIAL TRUCK CO.	1866	55.19
05/19/17	45096	COM10	COMMERCIAL TRUCK CO.	1873	282.27
05/19/17	45096	COM10	COMMERCIAL TRUCK CO.	1867	50.82
05/19/17	45096	COM10	COMMERCIAL TRUCK CO.	2731	206.76
05/19/17	45097	CON50	CONSOLIDATED ELECTRICAL	BLDG MAINT SUPPLIES FY17	312.98
05/19/17	45098	CON65	CONTE'S GENERATOR SERVICE	GENERATOR RENTAL JLW/TDA	2,400.00
05/19/17	45099	COS30	COSTCO WHOLESALE	METAL PRINT	36.96
05/19/17	45100	CYP05	CYPRESS COAST FORD-L/M	SUPPORT VEHICLE PARTS unit 496	1,422.48

Board Report

MONTEREY - SALINAS TRANSIT

June 21, 2017 9:13 AM

Page 15

LLEE

Check Date	Check No.	No.	Name	Description	Amount (\$)
05/19/17	45101	WIL30	D D WILLIAMS EQUIPMENT CO	2726	250.00
05/19/17	45101	WIL30	D D WILLIAMS EQUIPMENT CO	2725	250.00
05/19/17	45101	WIL30	D D WILLIAMS EQUIPMENT CO	1862	250.00
05/19/17	45102	SMI10	DEANNA SMITH	EEO Seminar 2 nights San Jose June 6-8	128.00
05/19/17	45103	DEV10	DEVIN-DURHAM-BURK	GARNISH/1925	92.31
05/19/17	45103	DEV10	DEVIN-DURHAM-BURK	GARNISH/2176	69.23
05/19/17	45103	DEV10	DEVIN-DURHAM-BURK	GARNISH/1877	57.69
05/19/17	45104	DIE10	DIESEL MARINE ELECTRIC, INC.	1849	122.40
05/19/17	45105	DON15	DONALD DESROSIERS OF	Torque wrench calibration	238.17
05/19/17	45106	DUM10	DUMONT PRINTING	Taxi Vouchers	5,219.68
05/19/17	45107	EDBOG	ED BOGNER MECHANICAL, INC.	HVAC / SHEET METAL CONTRACTOR	2,413.82
05/19/17	45107	EDBOG	ED BOGNER MECHANICAL, INC.	HVAC / SHEET METAL CONTRACTOR	250.00
05/19/17	45107	EDBOG	ED BOGNER MECHANICAL, INC.	HVAC / SHEET METAL CONTRACTOR	151.96
05/19/17	45107	EDBOG	ED BOGNER MECHANICAL, INC.	HVAC / SHEET METAL CONTRACTOR	100.00
05/19/17	45107	EDBOG	ED BOGNER MECHANICAL, INC.	HVAC / SHEET METAL CONTRACTOR	263.40
05/19/17	45107	EDBOG	ED BOGNER MECHANICAL, INC.	HVAC / SHEET METAL CONTRACTOR	515.92
05/19/17	45107	EDBOG	ED BOGNER MECHANICAL, INC.	HVAC / SHEET METAL CONTRACTOR	420.38
05/19/17	45107	EDBOG	ED BOGNER MECHANICAL, INC.	HVAC / SHEET METAL CONTRACTOR	1,526.59
05/19/17	45108	ELM10	ELMERS AUTO PARTS	PARTS/SHOP SUPPLIES	348.75
05/19/17	45108	ELM10	ELMERS AUTO PARTS	PARTS/SHOP SUPPLIES	8.31
05/19/17	45108	ELM10	ELMERS AUTO PARTS	PARTS/SHOP SUPPLIES	5.71
05/19/17	45108	ELM10	ELMERS AUTO PARTS	PARTS/SHOP SUPPLIES	-59.00
05/19/17	45109	ESO10	e SOFTWARE PROFESSIONALS	SOFTWARE SUPPORT	43.75
05/19/17	45110	FAS20	FASTENAL COMPANY	MAINT SUPPLIES/VEH MAINT PARTS FY17	108.47
05/19/17	45110	FAS20	FASTENAL COMPANY	MAINT SUPPLIES/VEH MAINT PARTS FY17	57.58
05/19/17	45110	FAS20	FASTENAL COMPANY	MAINT SUPPLIES/VEH MAINT PARTS FY17	6.68
05/19/17	45110	FAS20	FASTENAL COMPANY	MAINT SUPPLIES/VEH MAINT PARTS FY17	5.08
05/19/17	45110	FAS20	FASTENAL COMPANY	MAINT SUPPLIES/VEH MAINT PARTS FY17	187.70
05/19/17	45110	FAS20	FASTENAL COMPANY	MAINT SUPPLIES/VEH MAINT PARTS FY17	21.24
05/19/17	45110	FAS20	FASTENAL COMPANY	MAINT SUPPLIES/VEH MAINT PARTS FY17	210.30
05/19/17	45111	FIR10	FIRST ALARM SECURITY & PATROL, INC.	SECURITY SERVICES	7,312.80
05/19/17	45112	FRA70	FRANCHISE TAX BOARD	GARNISH/1828	354.05
05/19/17	45113	GFI10	GFI GENFARE	FAREBOX PARTS FY17	301.26
05/19/17	45116	GIL10	GILLIG LLC	1827	148.18
05/19/17	45116	GIL10	GILLIG LLC	1825	209.15
05/19/17	45116	GIL10	GILLIG LLC	1824	152.95
05/19/17	45116	GIL10	GILLIG LLC	1820	369.10
05/19/17	45116	GIL10	GILLIG LLC	1835	38.38
05/19/17	45116	GIL10	GILLIG LLC	1785	1.66
05/19/17	45116	GIL10	GILLIG LLC	1785	43.98
05/19/17	45116	GIL10	GILLIG LLC	2603	954.91
05/19/17	45116	GIL10	GILLIG LLC	2591	220.70
05/19/17	45116	GIL10	GILLIG LLC	2617	1,225.36
05/19/17	45116	GIL10	GILLIG LLC	2655	198.45
05/19/17	45116	GIL10	GILLIG LLC	2654	450.53
05/19/17	45116	GIL10	GILLIG LLC	1799	729.72
05/19/17	45116	GIL10	GILLIG LLC	1796	655.50
05/19/17	45116	GIL10	GILLIG LLC	1785	485.11

Board Report

MONTEREY - SALINAS TRANSIT

June 21, 2017 9:13 AM

Page 16

LLEE

Check Date	Check No.	No.	Name	Description	Amount (\$)
05/19/17	45116	GIL10	GILLIG LLC	1782	759.07
05/19/17	45116	GIL10	GILLIG LLC	2572	1,114.42
05/19/17	45116	GIL10	GILLIG LLC	2572	84.30
05/19/17	45116	GIL10	GILLIG LLC	2588	652.50
05/19/17	45116	GIL10	GILLIG LLC	2623	31.25
05/19/17	45116	GIL10	GILLIG LLC	2628	773.73
05/19/17	45116	GIL10	GILLIG LLC	2629	27.43
05/19/17	45116	GIL10	GILLIG LLC	2634	99.22
05/19/17	45116	GIL10	GILLIG LLC	2650	1,118.90
05/19/17	45116	GIL10	GILLIG LLC	2702	541.40
05/19/17	45116	GIL10	GILLIG LLC	1834	77.16
05/19/17	45116	GIL10	GILLIG LLC	1830	204.40
05/19/17	45116	GIL10	GILLIG LLC	1820	1.66
05/19/17	45116	GIL10	GILLIG LLC	1786	1.92
05/19/17	45116	GIL10	GILLIG LLC	1767	3.06
05/19/17	45117	GOO1S	GOODYEAR TIRE - RUBBER CO	TIRE LEASE & SERVICE CONTRACT FY17	5,922.00
05/19/17	45117	GOO1S	GOODYEAR TIRE - RUBBER CO	TIRE LEASE & SERVICE CONTRACT FY17	14,270.71
05/19/17	45117	GOO1S	GOODYEAR TIRE - RUBBER CO	TIRE LEASE & SERVICE CONTRACT FY17	15,821.41
05/19/17	45117	GOO1S	GOODYEAR TIRE - RUBBER CO	TIRE LEASE & SERVICE CONTRACT FY17	14,270.71
05/19/17	45117	GOO1S	GOODYEAR TIRE - RUBBER CO	TIRE LEASE & SERVICE CONTRACT FY17	70.00
05/19/17	45117	GOO1S	GOODYEAR TIRE - RUBBER CO	TIRE LEASE & SERVICE CONTRACT FY17	554.75
05/19/17	45118	GRA30	GRAINGER	SHOP/MAINT SUPPLIES FY17	96.64
05/19/17	45118	GRA30	GRAINGER	SHOP/MAINT SUPPLIES FY17	71.41
05/19/17	45118	GRA30	GRAINGER	SHOP/MAINT SUPPLIES FY17	22.13
05/19/17	45118	GRA30	GRAINGER	SHOP/MAINT SUPPLIES FY17	104.37
05/19/17	45118	GRA30	GRAINGER	SHOP/MAINT SUPPLIES FY17	163.38
05/19/17	45119	HOL31	HOLT DIST. & CLEAN AIR FILTER CO.	2678	171.71
05/19/17	45119	HOL31	HOLT DIST. & CLEAN AIR FILTER CO.	2667	170.24
05/19/17	45119	HOL31	HOLT DIST. & CLEAN AIR FILTER CO.	1823	335.39
05/19/17	45119	HOL31	HOLT DIST. & CLEAN AIR FILTER CO.	798	171.77
05/19/17	45120	ICM10	ICMA RETIREMENT TRUST-457	EE CONTRIBUTIONS	1,861.53
05/19/17	45121	IMP10	IMPERIAL SUPPLIES LLC	SHOP SUPPLIES FY17	494.31
05/19/17	45122	INT80	INTERSTATE BATTERY SYSTEM	1856	245.49
05/19/17	45123	JOEPL	JOE PLEMMONS	June 6-8 CALACT Maint Conf 2 nts Lake Arrowh	128.00
05/19/17	45124	KLE15	KLEINFELDER	SOILS ENGINEERING	12,699.41
05/19/17	45125	KON10	KONICA MINOLTA PREMIER FINANCE	COPIER LEASE FY17	80.13
05/19/17	45126	KON10	KONICA MINOLTA PREMIER FINANCE	COPIER LEASE FY17	28.95
05/19/17	45127	KON10	KONICA MINOLTA PREMIER FINANCE	TDA COPIER LEASE FY17	1.49
05/19/17	45128	LAN10	LANGUAGE LINE SERVICES	OVER THE PHONE INTERPRETATION FY17	209.50
05/19/17	45129	LIF10	LIFT-U	2595	416.81
05/19/17	45129	LIF10	LIFT-U	1774	25.36
05/19/17	45130	MAR27	MARINA COAST WATER DIST	WATER SERVICE/MTX	193.27
05/19/17	45131	MCI2S	MCI SERVICE PARTS INC	2529	8.37
05/19/17	45131	MCI2S	MCI SERVICE PARTS INC	2670	55.89
05/19/17	45131	MCI2S	MCI SERVICE PARTS INC	2671	462.67
05/19/17	45131	MCI2S	MCI SERVICE PARTS INC	2690	936.86
05/19/17	45131	MCI2S	MCI SERVICE PARTS INC	2586	547.41
05/19/17	45131	MCI2S	MCI SERVICE PARTS INC	2389	651.17

Board Report

MONTEREY - SALINAS TRANSIT

June 21, 2017 9:13 AM

Page 17

LLEE

Check Date	Check No.	No.	Name	Description	Amount (\$)
05/19/17	45131	MCI2S	MCI SERVICE PARTS INC	2596	118.54
05/19/17	45131	MCI2S	MCI SERVICE PARTS INC	2596	-17.02
05/19/17	45131	MCI2S	MCI SERVICE PARTS INC	2721	944.68
05/19/17	45131	MCI2S	MCI SERVICE PARTS INC	2729	270.59
05/19/17	45132	MON23	MONTEREY BAY URGENT CARE	PHYSICAL EXAMS FY17- HAMILTON, M	100.00
05/19/17	45132	MON23	MONTEREY BAY URGENT CARE	PHYSICAL EXAMS FY17- SANCHEZ, M	100.00
05/19/17	45132	MON23	MONTEREY BAY URGENT CARE	PHYSICAL EXAMS FY17- GATES, D	100.00
05/19/17	45132	MON23	MONTEREY BAY URGENT CARE	PHYSICAL EXAMS FY17- ORGARRIO, E	50.00
05/19/17	45133	MON43	MONTEREY LANUAGE SERVICES, LLC	Translation Applications, Forms Title VI	2,670.36
05/19/17	45134	MON53	MONTEREY SIGNS INC.	Title VI Decals for Buses	717.75
05/19/17	45135	MYN10	MY NISSAN KIA		89.95
05/19/17	45136	NAP10	NAPA AUTO PARTS OF SALINAS	VEHICLE MAINT SUPPLIES	13.22
05/19/17	45137	NAV10	NAVIA BENEFIT SOLUTIONS	FSA	955.60
05/19/17	45137	NAV10	NAVIA BENEFIT SOLUTIONS	FSA	955.60
05/19/17	45137	NAV10	NAVIA BENEFIT SOLUTIONS	FSA	955.60
05/19/17	45138	NIC20	NICHOLSON PETROLEUM	EQUIP MAINT - APR 2017	80.00
05/19/17	45138	NIC20	NICHOLSON PETROLEUM	EQUIP MAINT - APR 2017	80.00
05/19/17	45138	NIC20	NICHOLSON PETROLEUM	EQUIP MAINT -	121.14
05/19/17	45139	NORCAL	NORCAL KENWORTH SERVICE	2101 engine work TDAS-2017-420	6,375.12
05/19/17	45139	NORCAL	NORCAL KENWORTH SERVICE	2358	150.57
05/19/17	45139	NORCAL	NORCAL KENWORTH SERVICE	2542	39.35
05/19/17	45139	NORCAL	NORCAL KENWORTH SERVICE	2687	130.15
05/19/17	45139	NORCAL	NORCAL KENWORTH SERVICE	2705	123.87
05/19/17	45139	NORCAL	NORCAL KENWORTH SERVICE	2705	35.97
05/19/17	45139	NORCAL	NORCAL KENWORTH SERVICE	2735	117.45
05/19/17	45139	NORCAL	NORCAL KENWORTH SERVICE	2720	65.57
05/19/17	45139	NORCAL	NORCAL KENWORTH SERVICE	1841	225.06
05/19/17	45140	NOR11	NORMAN TUITAVUKI	June 6-8 CALACT Maint Conf 2 nts Lake Arrowh	128.00
05/19/17	45141	OKL10	OKLAHOMA DEPT OF HUMAN SVCS	GARNISH/2132	165.36
05/19/17	45142	PAC05	PACIFIC CLAIMS MANAGEMENT	W/C ADMINISTRATOR MAY 2017	5,077.00
05/19/17	45143	PAC60	PACIFIC TRUCK PARTS INC	1870	21.64
05/19/17	45143	PAC60	PACIFIC TRUCK PARTS INC	1812	586.83
05/19/17	45143	PAC60	PACIFIC TRUCK PARTS INC	1793	656.78
05/19/17	45143	PAC60	PACIFIC TRUCK PARTS INC	2728	62.97
05/19/17	45143	PAC60	PACIFIC TRUCK PARTS INC	1860	455.18
05/19/17	45143	PAC60	PACIFIC TRUCK PARTS INC	1853	648.61
05/19/17	45144	PEN05	PBI	OFFICE FURNITURE	1,032.98
05/19/17	45145	PEN40	PENINSULA MESSENGER LLC	COURIER SERV APR 1 - 30, 2017	540.00
05/19/17	45146	PIN30	PINNACLE HEATHCARE HOLLISTER	PHYSICAL EXAMS- CRUZ, ROBERTO	55.00
05/19/17	45147	POT30	POTTER'S ELECTRONICS	COMPUTER SUPPLIES	32.63
05/19/17	45148	PRE40	PREFERRED ALLIANCE INC	DRUG & ALCOHOL TESTING MARCH	720.00
05/19/17	45148	PRE40	PREFERRED ALLIANCE INC	DRUG & ALCOHOL TESTING APRIL	665.00
05/19/17	45149	SAL91	SALINAS YELLOW CAB CO, LLC	MARCH 2017	27,048.00
05/19/17	45150	STA2S	STAPLES ADVANTAGE	OFFICE SUPPLIES FY17	168.33
05/19/17	45150	STA2S	STAPLES ADVANTAGE	OFFICE SUPPLIES FY17	78.48
05/19/17	45151	TAR10	TARGET PEST CONTROL, INC.	PEST CONTROL	45.00
05/19/17	45152	ACT10	THE ACTION COUNCIL OF	2017 SPONSORSHIP- June 4th	250.00
05/19/17	45153	TRA1S	TRANSAMERICA LIFE INSURANCE CO	SUPPLEMENTAL LIFE INS.	93.98

Board Report

MONTEREY - SALINAS TRANSIT

June 21, 2017 9:13 AM

Page 18

LLEE

Check Date	Check No.	No.	Name	Description	Amount (\$)
05/19/17	45154	TRA5S	TRAPEZE SOFTWARE GROUP	TRACKING UNIT AIRTIME	285.95
05/19/17	45154	TRA5S	TRAPEZE SOFTWARE GROUP	Trapeze PASS-MON Maintenance 6/1/17-5/31/18	12,881.00
05/19/17	45155	FERTRI	TRICIA FERRANTE	Additional Nt May 21 CDL Training Rancho Murie	64.00
05/19/17	45156	USB1S	U.S. BANK CORP PAYMENT SYSTEM	CAL-CARD/MISC PURCHASES	25,887.44
05/19/17	45157	UNI70	UNITED SITE SERVICES	RESTROOM TRAILER RENTAL JLW & STC	5,427.75
05/19/17	45157	UNI70	UNITED SITE SERVICES	RESTROOM TRAILER RENTAL JLW & STC	5,208.75
05/19/17	45157	UNI70	UNITED SITE SERVICES	RESTROOM TRAILER RENTAL JLW & STC	402.15
05/19/17	45158	VAL60	VALLEY POWER SYSTEMS INC	1848	204.35
05/19/17	45158	VAL60	VALLEY POWER SYSTEMS INC	1809	178.73
05/19/17	45158	VAL60	VALLEY POWER SYSTEMS INC	1844	243.52
05/19/17	45158	VAL60	VALLEY POWER SYSTEMS INC	2711	572.18
05/19/17	45158	VAL60	VALLEY POWER SYSTEMS INC	2684	87.70
05/19/17	45158	VAL60	VALLEY POWER SYSTEMS INC	1784	1,501.93
05/19/17	45158	VAL60	VALLEY POWER SYSTEMS INC	2679	79.74
05/19/17	45158	VAL60	VALLEY POWER SYSTEMS INC	1702	-724.55
05/19/17	45159	VER40	VERIZON WIRELESS	WIRELESS SERVICE	230.13
05/19/17	45160	VIC10	VICTORY TOYOTA/ LEXUS MONTEREY P	SUPPORT VEHICLE MAINTENANCE/repairs	281.79
05/19/17	45160	VIC10	VICTORY TOYOTA/ LEXUS MONTEREY P	SUPPORT VEHICLE MAINTENANCE/repairs	160.15
05/19/17	45160	VIC10	VICTORY TOYOTA/ LEXUS MONTEREY P	SUPPORT VEHICLE MAINTENANCE/repairs	92.93
					304,909.09
05/24/17	45161	ATT16	AT&T CALNET	PHONE SERVICE	182.38
05/24/17	45161	ATT16	AT&T CALNET	PHONE SERVICE	5,484.71
05/24/17	45161	ATT16	AT&T CALNET	PHONE SERVICE	164.24
05/24/17	45162	ATT15	AT&T MOBILITY	MIS SUPPORT	1,573.43
05/24/17	45163	BLU30	BLUE SCOPE CONSTRUCTION	TDA RENOVATION	1,159,224.95
05/24/17	45163	BLU30	BLUE SCOPE CONSTRUCTION	TDA RENOVATION	779,498.10
05/24/17	45164	CAL20	CAL-AM WATER CO	WATER SERVICE	142.96
05/24/17	45165	PUB11	CALIFORNIA PUBLIC EMPLOYEES	HEALTH INS. ID #7468015141	344,321.99
05/24/17	45166	CAL92	CALIFORNIA WATER SERV CO	WATER SERVICE	339.78
05/24/17	45167	DEL1M	DE LAY AND LAREDO	LEGAL SERVICES APRIL 1 - 30, 2017	14,530.60
05/24/17	45168	FED1S	FEDERAL EXPRESS CORP	EXPRESS MAIL	59.50
05/24/17	45169	MES10	MEDICAL EYE SERVICES, INC.	VISION INSURANCE	2,922.76
05/24/17	45170	MET01	METLIFE SMALL BUSINESS CENTER	DENTAL/LIFE KM05912873	4,256.70
05/24/17	45171	PAC20	PACIFIC GAS AND ELECTRIC CO	UTILITIES	254.48
05/24/17	45171	PAC20	PACIFIC GAS AND ELECTRIC CO	UTILITIES	1,527.05
05/24/17	45171	PAC20	PACIFIC GAS AND ELECTRIC CO	UTILITIES	24.45
05/24/17	45172	QUA10	QUALITY WATER ENTERPRISES	DRINKING WATER SERVICE	46.70
05/24/17	45173	SAF1S	SAFETY-KLEEN CORP	SOLVENT CLEANER SERVICE FY17	155.95
05/24/17	45174	SAN25	SAN MATEO COUNTY TRANSIT DISTRICT	Mechanic Training - Kim Moore	65.00
05/24/17	45174	SAN25	SAN MATEO COUNTY TRANSIT DISTRICT	Mechanic Training - Ruben Sumagang	65.00
05/24/17	45174	SAN25	SAN MATEO COUNTY TRANSIT DISTRICT	Mechanic Training - Albert Quintero	65.00
05/24/17	45174	SAN25	SAN MATEO COUNTY TRANSIT DISTRICT	Mechanic Training - Jose De Jesus Ruelas	65.00
05/24/17	45175	COA50	SC FUELS	DIESEL FOR CJW	14,387.91
05/24/17	45176	COA51	SC FUELS	FUEL-SHIP TO MV	7,386.03
05/24/17	45176	COA51	SC FUELS	FUEL-SHIP TO MV	8,374.87
05/24/17	45176	COA51	SC FUELS	FUEL-SHIP TO MV	7,880.69

Board Report

MONTEREY - SALINAS TRANSIT

June 21, 2017 9:13 AM

Page 19

LLEE

Check Date	Check No.	No.	Name	Description	Amount (\$)
05/24/17	45176	COA51	SC FUELS	FUEL-SHIP TO MV	8,689.49
05/24/17	45177	SCF10	SC FUELS	DIESEL FOR JLW FY17	4,158.63
05/24/17	45177	SCF10	SC FUELS	DIESEL FOR JLW FY17	2,132.10
05/24/17	45177	SCF10	SC FUELS	DIESEL FOR JLW FY17	471.14
05/24/17	45177	SCF10	SC FUELS	DIESEL FOR JLW FY17	3,478.75
05/24/17	45177	SCF10	SC FUELS	DIESEL FOR JLW FY17	2,013.03
05/24/17	45177	SCF10	SC FUELS	DIESEL FOR JLW FY17	4,863.16
05/24/17	45177	SCF10	SC FUELS	DIESEL FOR JLW FY17	4,188.86
05/24/17	45177	SCF10	SC FUELS	DIESEL FOR JLW FY17	4,769.51
05/24/17	45177	SCF10	SC FUELS	DIESEL FOR JLW FY17	4,619.24
05/24/17	45178	ALL01	ALLIANCE ON AGING, INC.	247 MAIN ST, ROOM 106	565.00
05/24/17	45179	CHA10	CHAN ASSOCIATES LLC	3MC RENT	4,000.00
05/24/17	45180	FAO10	FAO-USAED, SACRAMENTO	Rent 4499,4512 Joe Lloyd Wy, Fort Ord	8,305.00
05/24/17	45181	LEH10	Lehman James Pinckney, Jr., Trustee	19 UPPER RAGS#100-LT NOTE	6,640.82
05/24/17	45182	MAR45	MARY H. NINO REVOCABLE TRUST	RENT- 201 PEARL ST, MONTEREY	3,300.00
05/24/17	45183	PIT30	PITNEY BOWES	POSTAGE ACCT 11226164	500.00
05/24/17	45184	MPPM1	PROFESSIONAL OFFICE CONDO	ASSOC DUES-19 UPPER RAGSDALE #200	6,724.00
05/24/17	45184	MPPM1	PROFESSIONAL OFFICE CONDO	ASSOC DUES-19 UPPER RAGSDALE #110	565.00
05/24/17	45185	SAF10	SAF KEEP STORAGE-DEL REY OAKS	STORAGE RENT-#267053 UNIT 1003	466.00
					2,423,449.96
Grand Total					4,233,823.72